

Multimedia Careers ■ Make Your Monitors Tell the Truth

# Electronic Musician

July 1995

## Find the HiTs OnLine

SPIN THROUGH A VIRTUAL  
JUKEBOX OF MUSIC  
GOODIES ON 10 COOL  
COMMERCIAL SERVICES

HoT DSP Plug-Ins

\*\*\*\*\*3-DIGIT 109  
EM LANGBG004JAN96 279 3DG  
GEORGE LANGBERG  
616 EAGLE VALLEY RD  
TUXEDO PARK NY 10987-9819

U.S.





# IT'S UNLEASHED MORE CREATIVITY THAN

The Mackie CR-1604 16x2 mic/line mixer is getting dangerously close to becoming a pro audio classic.

Not because it has the most mic inputs, knobs, buses or switches — others have long since topped us for sheer numbers of doo-dads and thingamabobs.

No, the CR-1604 has ended up in so many studios and on so many stages because it sounds good. And because it's downright easy to use.

More than any other component, your mixer is the focal point of all your creative efforts. If it's complicated to operate, you've just erected a frustrating barrier between you and your music. If it's noisy, everything that's recorded will be noisy, too.

When you're looking for an affordable, compact mixer that's good enough to regularly record complete albums and primetime TV soundtracks, call us toll-free (M-F 8:00 AM to 5 PM PT).

You'll talk to a real person who'll send you our 40-page color tabloid complete with a 16-page hook-up and applications guide.

Then start exercising your musical creativity with the mixer that's becoming a classic for all the right reasons.

## EXTREMELY RUDE, BLINKING SOLO LIGHT.

Sounds like a minor detail until some night at 2AM when you can't figure out why there's no sound coming out of your monitors.

## BEEFY HEADPHONE AMP WITH SEPARATE VOLUME FADER.

Instead of the usual wimpy amp, the CR-1604 has a separate, high-gain headphone amplifier section with enough gain to drive any brand of headphone to shock volume levels that will satisfy even a drummer.

Also has more than enough gain to drive any monitor amplifier.

## INSIDE: QUALITY COMPONENTS

like double-sided, through-hole plated fiberglass circuit boards with solid brass stand-offs, gold-plated interconnects and sealed rotary potentiometers that resist dust & liquid contamination.

## BEST RFI PROTECTION OF ANY COMPACT MIXER.

No matter how quiet a mixer's internal circuitry is, it can be sabotaged by external radio frequency interference. RFI is created by broadcast stations, cell phones, computers and even that expensive radio-controlled car your kid got for Christmas. RFI gets into a mixer via the input jacks where it uses the internal circuit traces as miniature antennas to produce noise ranging from a low-level hiss to actual, audible voices and music.

The CR-1604's 1/4" jacks use a shunting capacitor to stop RFI before the main circuit traces. Instead, RFI is re-routed back through the metal jack body and washer, then dissipated via the mixer's outer chassis.

XLR inputs are likewise protected from RFI via ferrite beads.

Next time you see a mixer with plastic 1/4" jacks, remember what you just learned.

**DUAL PURPOSE METERING SYSTEM.** Besides showing main L/R output level, the LED ladders are used to establish input levels. Set a channel fader at Unity, press the channel's SOLO button and set input trim level. This approach achieves very high headroom and low noise at the same time. Plus you have 20dB MORE GAIN above Unity.

**INSTANT HANDS-ON-ACCESS** to constant power pan controls, musical 3-band equalization, ALT 3/4 extra stereo bus, stereo in-place solo, seven high gain Aux sends per channel (via four controls) and four high gain stereo Aux returns (20dB more gain above Unity).





**MULTI-WAY CONVERTIBLE PHYSICAL DESIGN.** The CR-1604's rotatable input pod lets you conserve space in a road rack or spread out in a project studio.

Change from a 7-rack-space mixer with jacks to back (A) to a tabletop design with jacks to top (B) in minutes. Add our optional RotoPod bracket (C) and rotate inputs and outputs to the same plane as the mixer's controls (a favorite for small SR set-ups).

Any of these conversions takes just minutes with a Phillips-head screwdriver. And our XLR10 10-mic-preamp expander can be added in any of the configurations.

## NOT VISIBLE BUT VERY IMPORTANT: THE MACKIE MIX HEADROOM DIFFERENCE.

Nobody uses just one channel of a mixer (although most headroom specs are stated that way). In any mixer, the mix amp stage combines signals from ALL inputs at once. If it overloads, you can't back off the master fader because it comes AFTER the the mix amp. So audible distortion results when the mix amp gets bogged down with multiple hot inputs. Mackie's unique mix amp architecture provides as much as twice the mix headroom of conventional designs. No wonder it's a favorite of top electronic percussionists.





# ANY OTHER COMPACT MIXER.

**ULTRA-LOW NOISE.** When you compare noise specs, look for the one that counts: all 16 channels up at Unity Gain — not one channel at Unity gain. No other compact mixer beats the CR-1604 when it comes to low noise floor.

**MULTI-FUNCTION AUX SEND SYSTEM WITH LOADS OF GAIN.** AUX 1 on each channel can be used either for effects (post-fader/pre-EQ) or switched to monitor sends for stage monitor or headphone cue signal (pre-fader/pre-EQ). AUXs 2 thru 6 are post-fader/post EQ. AUX 3 and 4 knobs can be shifted to AUX 5 and 6 at the touch of a button.

**MUSICAL 3-BAND EQUALIZATION.** The CR-1604 redefined equalization points for compact mixers: 12kHz Hi EQ (instead of 10kHz) for more sizzle and less aural fatigue, 2.5kHz Mid (vs. 1kHz) for better control of vocals and instrumental harmonics, and 80Hz Lo EQ (instead of 100Hz.) for more depth and less "bonk." Others have copied these EQ points, but none have successfully emulated our quality equalization circuitry.

It costs us more, but the result is zero

phase distortion and a sweeter, more musical sound. It's another reason that the CR-1604 is a favorite of TV and film soundtrack scorers.

## LEGENDARY MICROPHONE

**PREAMPS.** Instead of sixteen "acceptable" integrated circuit microphone preamps, the CR-1604 features six big-console-quality preamps...the same mic preamp design that's on our acclaimed B\*Bus consoles. You get tremendous headroom and bandwidth with less noise and distortion. If your particular application requires more mic inputs, simply add our XLR10 10-Mic-Preamplifier. Both it and the CR-1604's internal mic preamps have real and verifiable specs of -129.5 dBm E.I.N., 300,000Hz bandwidth and 0.005% THD. No wonder several of the world's top microphone manufacturers use Mackie Designs CR-1604s to demo their finest condenser mics at trade shows.

**INPUTS AND OUTPUTS AT PROFESSIONAL — NOT HOBBYIST — SIGNAL LEVELS.** The CR-1604 operates internally at industry-standard +4dBu levels to help reduce noise. But it can also handle the weaker -10dBV levels found on some digital multitrack machines and other equipment.

<sup>1</sup>This is no idle boast. Consider these tours for starters: Madonna, Rolling Stones, Boyz II Men, Whitney Houston, INXS, Janet Jackson, Peter Dinklage, Bette Midler, Bruce Springsteen, Paula Abdul and Moody Blues. Mention in this list denotes usage by band members or tour techs and in no way constitutes an endorsement by the artists mentioned.

<sup>2</sup>More fine print: Mention in this ad denotes usage as reported to Mackie Designs and in no way denotes endorsement by the artist, program or production company listed.

**THE PERFECT MATCH FOR ADATs, DA-88s AND HARD DISK RECORDING SYSTEMS.** We'd dearly love for you to buy one of our B\*Bus in-line consoles, but the CR-1604 makes a very effective 8-track recording mixer. The CR-1604's first eight channels have post-fader channel inserts (channel access). This VERY important feature is found on few other compact mixers. It lets you create a "split console" so that you can simultaneously track on eight channels and monitor/mixdown on eight more.

**EXPANDABILITY.** If you add a second or third digital multitrack, you can use one or two additional CR-1604s with our MixerMixer active combiner. It lets you run 32 or 48 channels without having to "cascade" the mixers.

Split monitor configurable for easy 8-track digital tracking & mixdown

Used on more superstar world tours in the last three years than all other compact mixer brands combined<sup>1</sup>

Legendary studio-quality discrete microphone preamps

Used by members of the Tonight Show band, David Letterman band, Conan O'Brien band, Saturday Night Live Band<sup>2</sup>

Expandable with XLR10 Mic Preamp Expander & Mixer active combiner

Used by Fox Television Sports for Monday Night Football on-field sound<sup>2</sup>

Built-like-a-tank physical construction (it's too darned homely to be fragile)

Used for sound design and incidental musical scoring on the world's most popular TV show

Special mix amp architecture for twice the mixdown headroom of other designs

# MACKIE™

16220 Wood-Red Road NE • Woodinville • WA • 98072 ☎ 800/898-3211 ☎ 206/487-4337  
mackie.com • Outside the US. ☎ 206/487-4333 • Represented in Canada by S.F. Marketing ☎ 800/363-8855



# I N S I

## FEATURES

### 30 DAY IN THE LIFE: HARVEY WALLBANGERS

Step behind the console as the Spanking Violets record a song for the European compilation album, *Vambo Rools: A Tribute to The Sensational Alex Harvey Band*.

*By Michael Molenda*

### 44 COVER STORY: ONLINE JUKE JOINTS

Tired of playing solo? Commercial online services such as America Online, CompuServe, and PAN provide access to entire communities of fellow musicians, and offer scores of music-related goodies. Let **EM** show you how (and where) to join the party.

*By Scott Wilkinson*

### 60 THE HITCHHIKER'S GUIDE TO PLUG-INS

Hot rod your Digidesign digital-audio system by choosing from a vast selection of powerful plug-ins. Our comprehensive report on the expanding Digidesign universe details which plug-ins are the hippest, how they work, and the best way to use them.

*By Paul D. Lehrman*

### 80 DREAM SEQUENCES

Stop your MIDI sequences from turning into unruly monsters every time you bring them into a pro studio. Adopt a few simple pre-production strategies to ensure your next recording session runs as smooth as silk.

*By Russell Cardwell*



80

44



## DEPARTMENTS

6 FRONT PAGE

8 LETTERS

16 WHAT'S NEW

114 AD INDEX


138 CLASSIFIEDS



## COLUMNS

- 29 PRO/FILE: Harping on MIDI**  
Harpo Marx fan Gary Garritan plugs in a heavenly instrument.
- 90 SERVICE CLINIC: Soldering, Part 2**  
Our sultan of solder continues his quest for the perfect joint.
- 93 WORKING MUSICIAN: Welcome to the Frontier**  
Find brave new worlds for your music in the multimedia industry.
- 100 RECORDING MUSICIAN: The Listening Room**  
Help your monitor speakers become sonic sentinels of truth.
- 146 TECH PAGE: Biomolecular Computers**  
It's alive! Future computers may utilize biological proteins.

60



30

## REVIEWS

- 106 GENERALMUSIC SX3**  
keyboard workstation
- 112 BAG END Studio System A**  
near-field monitor system
- 120 EMAGIC SoundDiver 1.5 (Mac)**  
universal editor/librarian
- 125 EYE & I Steve Reid Definitive Percussion Sampler**  
sample CD
- 127 MEDIATECH INNOVATIONS Rhythm Brainz Plus (Win)**  
pattern editor
- 132 SYMBOLIC SOUND Kyma System 4.0 (Mac, Win)**  
synthesis workstation



## People Movers

When the going gets nuts, the nutty just get nuttier.

**N**othing stays the same. Maybe that's why I smile every time I hear the phrase: If you want to make God laugh, tell him your plans. I'm sure that snippet of wit is not popular with people who carry those cute little day planners everywhere they go. But let's face it, destiny is a mischievous sprite who routinely trashes the best-laid plans of the world's most brilliant strategists. And as the stubborn imp is quite deaf to protestations and appeals, it might not be such a dumb move to embrace anarchy. Maybe you'll discover something wonderful about being energized by unexpected challenges. I can speak from personal experience here, because we've weathered some whip-quick staff changes the past few weeks.

To start with, we won't be graced by the creative mind, superior editing skills, and sharp tongue of Associate Editor Mary Cosola for awhile. It's a happy separation: First, because it's temporary and, second, because she's on maternity leave. Mary had a boy—Drew Montgomery—on May 17, and is scheduled to return to our ranks in August.


Mary's departure isn't as scary as it could be, however, because we've promoted Editorial Assistant Diane Lowery to Copy Editor. Diane will now be responsible for copy and graphics tracking and keeping me on the straight and narrow. (A thankless task, believe me!)

We've also added two editorial assistants to the staff. Paula Iveland calls herself a renegade linguist (and no, I don't understand what she means by that) and holds a masters degree in linguistics from the University of California Santa Cruz. She recently spent a year in Mexico teaching English and is currently indulging her artistic muse by exploring sculpture, painting, and African dance.

Jennifer Seidel has a degree in English literature from the University of California Berkeley, and rumor has it that she's an excellent singer. She is furiously writing songs for a demo project—she has started fifteen tunes but hasn't managed to finish one yet—and dreams of being produced by T-Bone Burnett.

On a sad note, Associate Art Director Patsy Law is leaving us to join a family publishing business in Houston, Texas. Patsy is a truly talented artist with a rare gift for bringing text to life with empathetic graphic enhancements. She'll be hard to replace, and we'll miss her something awful.

But let's end on a smile. **EM** just won a coveted Maggie for "Best Table of Contents" at the 1995 Western Publication Association awards. Hurray! The cool thing about this honor—besides the fact that we smoked some beautifully designed magazines—is that it's a true collaborative effort between our art and editorial staffs. I'm happy to take credit for the text blurbs, but I'm sure that Art Director Linda Birch's dazzling graphic treatment is what aced the award. My thanks to Linda, once again, for making **EM** look better than magazines with larger staffs and bigger art budgets. Now if we can just keep people in their seats for awhile!



ROBERT PEIRY

*Michael Molenda*

**Publisher** Peter Hirschfeld

**Editor** Michael Molenda

**Senior Editor** Steve Oppenheimer

**Technical Editor** Scott Wilkinson

**Associate Editors** Mary Cosola,

Larry Ullman

**Copy Editor** Diane Lowery

**Editorial Assistants** Paula Iveland,

Jennifer Seidel

**Contributing Editors** Alan Gary Campbell,

George Petersen

**Art Director** Linda Birch

**Associate Art Director** Patsy Law

**Graphic Artist** Dmitry Panich

**Informational Graphics** Chuck Dahmer

**Associate Publisher** Carrie Anderson

**Southwestern Advertising Manager**

Dave Reik

**Eastern Advertising Manager** Angelo Biasi

**Marketing Manager** Elise Malmberg

**Event Coordinator** Jane Byer

**Marketing Assistant** Lena Inoue

**Sales Administrator** Joanne Zola

**Advertising Sales Coordinator**

Christen Pocock

**Sales Assistants** Tiffany Kendall, Ann Quirk

**Classifieds Advertising Manager**

Robin Boyce

**Classifieds Assistant** Jef Linson

**Classifieds Sales Assistant** Jennifer Garrick

**Director of Operations and**

**Manufacturing** Anne Letsch

**Production Director** Ellen Richman

**Advertising Traffic Manager**

Shawn Yarnell

**Production Assistants** Michele Alaniz,

Teri Stewart

**Computer Systems Coordinator**

Daniel Lederer

**Circulation Manager** Steve Willard

**Circulation Associate** Karen Stackpole

**Circulation Assistant** Jeanette Campagna

**Business Manager** Benjamin Pittman

**Receptionists** Angel Alexander,

Teresa Poss

**Music and Entertainment Group**

**Group Publisher** Hillel Resner

**National Editorial, Advertising, and Business Offices**

6400 Hollis Street #12, Emeryville, CA 94608

tel. (510) 653-3307, fax (510) 653-5142

**East Coast Advertising Office**

tel. (203) 838-9100, fax (203) 838-2550

**Subscription Services Office**

(Address changes and customer-service inquiries)

PO Box 41525, Nashville, TN 37204

tel. (800) 843-4086 or (615) 377-3322

**Cardinal Business Media, Inc.**

1300 Virginia Dr., #400, Fort Washington, PA 19034

**President and Chief Executive Officer**

Robert N. Boucher

**VP and Chief Financial Officer**

Thomas C. Breslin

**VP, Publishing Services** R. Patricia Herron

**VP, Human Resources** Dorothy J. Flynn

**VP, Sports and Music Division**

Thomas J. Morgan

**VP, Retail Division** Marianne Howatson

Electronic Musician (ISSN: 0884-4720) is published monthly by Cardinal Business Media, Inc., 6400 Hollis St., #12, Emeryville, CA 94608. ©1995. This is Volume 11, Number 7, July 1995. One year (12 issues) subscription is \$24; outside the U.S. is \$49.95. Second Class postage paid at Oakland, CA, and additional mailing offices. All rights reserved. This publication may not be reproduced or quoted in whole or in part by any means, printed or electronic, without the written permission of the publishers. POSTMASTER: Send address changes to Electronic Musician, PO Box 41525, Nashville, TN 37204. Editeur Responsable (Belgique): Christian Desmet, Vuurgatstraat 92, 3090 Overijse, Belgique. Canadian GST #129597951. Canada Post International Publications Mail Product (Canadian Distribution) Sales Agreement No.0478741.

Cardinal Business Media, Inc.  
Also publishers of *Mix* magazine.  
Printed in the USA.





# PLAY HARD.

## WORK EASY.

Tired of music software that's hard to work with? Spending more time making tech support calls than you are making music?

Then bring in the Professional.

Cakewalk Professional remains the leading MIDI sequencer for Windows today. It's powerful, fast, stable, and yes — extremely usable.

And while other music software companies scramble to release something on the Windows platform, Twelve Tone Systems is now shipping the third major release of its award-winning sequencer.

Here are some of the new 3.0 features:

### GRAB A GROOVE

The new Groove Quantize option lets you "steal the feel" of one track, and use it to quantize another. Cakewalk's own groove format supports note start-times, durations and velocities. Also works with DNA Grooves.

### WHAT'S THE WORD

Add lyrics directly into the Staff view, and print in your notation. For on-stage performances, use the Lyrics view to see scrolling lyrics or stage cues in large fonts.

### MASTER MIXES

Mix volume, pan and other controllers using 96 assignable faders and 32 Note On buttons. Create fader groups for automated cross-fades and mix-downs. And the Faders view now fully supports the Mackie OTTO 1604 MIDI automation package.

### BANG ON THIS

So what else is new in 3.0? Plenty.

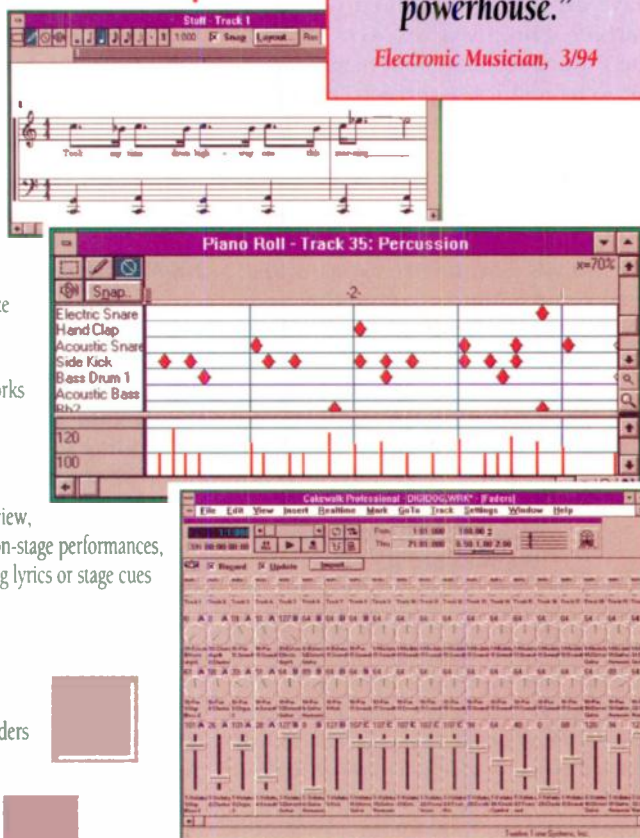
- ⊗ Percussion Editing
- ⊗ MIDI Machine Control
- ⊗ Enhanced Swing Quantizing
- ⊗ Printing Up to 24 Staves per Page
- ⊗ Expanded Instrument Definitions
- ⊗ Bank Select
- ⊗ Way More

VERSION  
3.0



"Simply put, it's  
a professional  
powerhouse."

*Electronic Musician, 3/94*



ELECTRONIC  
MUSICIAN  
1995  
EDITORS  
CHOICE



GENERAL  
MIDI



Cakewalk  
PROFESSIONAL  
for Windows



Twelve  
Tone  
SYSTEMS

### OTHER PROFESSIONAL FEATURES:

256 tracks; rock-solid SMPTE/MTC sync; custom programming language with macro recorder; MIDI remote control; system exclusive librarian and event filters, to name a few.

And with support for MCI commands and digital audio wave files, Cakewalk Professional can be the engine that drives your next multimedia project.

So play all day. Play all night. And let Cakewalk Professional do the hard work for you.

### NOW PLAYING EVERYWHERE

Cakewalk Professional 3.0 is just \$349, and is available at finer music and computer stores everywhere. For more information, or to order the Cakewalk Professional Demo Pack for just \$5, call:

**800-234-1171 OR 617-926-2480.**



Call today and get a free copy of Twelve Tone Systems' customer newsletter, *QuarterTone*, while supplies last.

Twelve  
Tone

S Y S T E M S

P.O. Box 760, Watertown, MA 02272

Cakewalk, Cakewalk Home Studio, Cakewalk Professional and Twelve Tone Systems are trademarks of Twelve Tone Systems Inc. Other products mentioned are trademarks of their respective manufacturers.

**EVS** Effective  
Video Solutions  
Video Tutorials Available  
Call 1-800-234-1171





## CHERRY CHERRY

I've just gotta know!!! What is that cute guitar amplifier setup on the front cover of the April 1995 **EM**? Where is it made and by whom? I just love that luscious, melt-in-your-mouth-but-not-in-your-ears, cherry red color!

**John Rivera**  
Bronx, NY

*John—That cute guitar amplifier is the Continental model, courtesy of the Tone King Amplifier Co., 703 S. Luzerne Ave., Baltimore, MD 21224; tel. (410) 327-6530. The amp comes in a way-groovy turquoise, too.—Diane L.*

## JUNGLE FEVER

Thank you for such a fine article on surviving in the music industry ("Working Musician: Welcome to the Jungle," April 1995). The article covered every relevant aspect, and I could see the experience and acumen behind each insight and tip. It could not have come at a better time for me, as yesterday I experienced one of those rare, personal traumas regarding my music career. The advice and encouragement helped so much. Thanks a million!

**D. Hudson**  
no address given

I would like to praise **EM** and Anthony Ferrara for a job well done. "Welcome to the Jungle" made some important points. At times, I think our industry publications get too involved in reviewing equipment, and

they forget about the other tools a professional needs to survive in the music business. Mr. Ferrara helps us realize that talent, equipment, and contacts are not all that is needed to succeed and that your work can be overseen with poor judgment and decisions. There are many musicians with tremendous musical skills who lack in the areas covered in the article. Hopefully, they will read it and put the advice to use.

**Jim Cara**  
Prodigy Special  
Contributor  
TJPT43A@prodigy.com

## VISUAL ICON

I have been reading your articles on mixing and mastering ("All Mixed Up," February/March 1995). I have all the equipment to do both (mixer, compressors, ADAT, DAT, etc.). But I am somewhat handicapped or, to be politically correct, "physically challenged." I am totally deaf in my right ear.

One of my goals is to make a pro-quality CD, even with this handicap. I was wondering whether any visual aids are available in the Windows world? I read about a Mac program where you could move icons relating to instruments or sounds, and it would pan the selected signals left or right.

If there's nothing out there yet, maybe this letter will inspire software companies. But if you could help me out, I would greatly appreciate it.

**David Lee Armstrong**  
Waukegan, IL

*David—First off, Brian Wilson of the Beach Boys shares your "challenge," and it didn't stop him from producing some of rock's most enduring classics. Does anyone care that most of those productions are monaural? Believe me, if you've been blessed with a killer song and performance, you'll find it difficult to blow it in the mix. Talent always seems to shine through.*

*Regarding visual aids, a software mixer that graphically displays (and controls) sound placement in the stereo spectrum should be on the horizon. Designed by David*

*Gibson, The Virtual Mixer is already being used in classes at the California Recording Institute (Menlo Park, CA). Gibson says that the mixer, manufactured by his Virtual Mixing Company, will first be produced for the Yamaha ProMix 01. Eventually the Virtual Mixer should be available for Digidesign's ProTools systems, numerous sequencing programs, and finally, conventional mixing consoles outfitted with automation packages. Initial computer platforms will be Mac and SGI, with a Windows version to follow.*

*For now, however, you can track stereo placement of specific instruments by simply looking at the position of the pan pots. Once you've set up a good visual representation of a stereo field, have a friend check your mix to confirm everything is in phase and sonically balanced. It's always a good idea to have an outside party audition (and critique) your mixes, regardless of your hearing health. By the way, I've produced hundreds of professional audio projects that have been (hopefully) enjoyed all over the world, even though I'm somewhat hampered by a slight case of tinnitus. If you've got desire and drive, nothing will stop you from achieving your goal.—Michael M.*

## BAND-IN-A-BOX STYLE

Thank you for the review "PG Music Band-in-a-Box Pro 6.0 (Windows)" (March 1995). I have used *Band-in-a-Box* for several years, and it was fun reading about the program through the eyes of a neophyte. Although it is unfortunate that Mr. Metts was unfamiliar with earlier versions of *Band-in-a-Box*, his comments lacked the comparative qualities a good software-update review should provide. For example, the Horn Parts setting mentioned on p. 145 has never been functional; perhaps it will be in version 7.0. Nevertheless, *Band-in-a-Box* is "one great program" and, in its most recent evolution, has really come of age. Many needed and much-welcomed changes brought the program to a new level of musicality. The Rest (no chord) function is worth the price of the upgrade alone.

Likewise, thank you for including a



# MIDI City, USA

**KT-88 and KT-76**  
weighted action  
64-voice synths

**ASR-88 and ASR-10**  
keyboard and rack  
sampling workstations

**TS-12 and TS-10**  
advanced synth  
workstations

**KS-32**  
weighted action synth

**SQ-2 and SQ-1 PLUS**  
low-cost 32-voice synths

**DP/4+**  
parallel effects processor

**ENSONIQ**

Leading the World in Sound Innovation

## your kind of town

Look around town — it seems that ENSONIQ instruments keep popping up all over the place. And with good reason.

First, there's our sound. Warm, rich, and perfectly suited for your next piece of music — whatever the style. That's because we have been working with top artists for years, producing our legendary Signature Series, our growing CD-ROM library, and the stunning waveforms that are found in all of our synthesizers.

Plus, ENSONIQ instruments have earned the reputation for being easier to use — more *musical* — than other electronic instruments. Why, you might ask? We're musicians ourselves, so we know how frustrating it can be if your

instrument is fighting you instead of jamming with you!

Most important, we listen to our users, enhancing our products with *free* OS releases and plenty of great new sounds. This guarantees that your instrument will continue to grow in value for you in the years to come.

So why get stuck in some unfamiliar town when everything you need is right here?

Welcome to MIDI City.

Every ENSONIQ instrument is made in America. Call 1-800-553-5151 for dealer info. Or, try our automated fax retrieval system at 1-800-257-1439.

☐ Send me information on:

- ☐ KT Series 64-voice weighted action synths
- ☐ TS Series synths ☐ ASR Series samplers
- ☐ SQ Series synths ☐ KS-32 weighted action synth
- ☐ DP/4+ parallel effects processor

☐ I'd also like your *make music think ENSONIQ* demo CD (enclosed is \$5.00 for shipping and handling).

Name

Address

City  State  Zip

Phone (  )

Mail to: ENSONIQ, Dept. E-54, 155 Great Valley Parkway, P.O. Box 3035  
Malvern, PA 19355-0735 (610) 647-3930 voice (610) 647-8908 fax



\$6295\*  
**Powerful.**

100 layers per track.

Bar/Beat Editing.

Time compression.

Pitch Correction.

Full Automation.

Interface for

DA-88/ADAT/RS-422.

Trigger Mode.

**Portability.**

No computer needed.

SMPTE/MMC/MTC/SPP Sync.

Video Output.

Scrub Preview.

Backup to SCSI/Audio DAT.

Non Destructive Editing.

Punch In/Out.

**Reliability.**

Portable/Stand Alone.

"No Crash" performance.

**Fast.**

Easy to learn.

Confidence.

**DM-800**  
**Digital Audio**  
**Workstation!**





Work  
smarter.

Call for FREE Video.

GO.

 **Roland®**

Roland Corporation U.S., 7200 Dominion Circle, Los Angeles, CA 90040 (213) 685-5141 Ext. 756  
Roland Canada Music Ltd., 5460 Parkwood Way, Richmond, B.C. V6V 2M4 (604) 270-6626



## ● LETTERS

review of Norton Music's User Styles disks. These disks are fantastic! I question the reviewer's statement "There aren't a lot of bread-and-butter Styles on these disks." (Because Mr. Metts did not recognize them as such, I suspect he is a writer who plays, not a player who writes.) As a full-time musician in a small, sequence-based band, playing a variety of musical styles keeps us booked. Norton Music's Styles are not only bread-and-butter styles, they are real, usable, gig-proven styles: authentic Latin rhythms; an incredible *polyrhythmic* reggae groove; fun, hard-drivin' R&B and rock styles that work well for country and western, too; and the crowd-pleasing Key West style that helps us obey the Buffett Law. (The "Law" requires every band to play at least one Jimmy Buffett song per night.) In fact, many of PG Music's newer user styles utilize concepts innovated by Norton Music on Norton Music's User Style Disks 1 and 2.

Keep up the good work. Articles like these help us to "get with the program."

**L. M. Chandler**  
Alexandria, VA

Author Allan Metts responds: *From time to time, Electronic Musician runs "software-update reviews" in which we emphasize a program's new features and recent changes. Readers are usually referred to a review of an earlier version to get the scoop on the program's core features.*

*Band-in-a-Box was not one of those reviews. It had not been reviewed in EM in over four years, and that review was a short piece appearing in what was then called "First Takes and Quick Picks." And in spite of the program's popularity, there are still plenty of readers out there who don't know what Band-in-a-Box is all about. These factors prompted me to review the program from the ground up, with less emphasis on what was added in version 6.0.*

*As for the Norton Music Style disks, I guess you and I come from different perspectives. Although I can certainly understand why you would want a wide variety of styles in a sequence-based band, I wanted less of the esoteric and more of the mainstream in my environment. I don't write many songs with a Dixieland or cha-cha feel and would rather have had more ballad and rock styles. But I've been told before that my definition of mainstream is a little*

*narrow, so your point is a valid one.*

*Finally, allow me to set the record straight on a couple of points in your letter. First, the Band-in-a-Box Horn part was functional in earlier versions of the program. You had to disable the Guitar part to use it (PG Music left it in version 6.0 to maintain compatibility with any styles that may still have Horn parts). Second, I consider myself a "player who writes"; just don't let my editor find out about it!*

## ARGOT POLYGLOT

**T**hanks for your magazine. For a nonpro like myself, EM has taught me a lot and given me enough lingo to be conversant and unintimidated.

**W. Winter**  
Washington, DC

**H**ats off to a great publication. Returning to the music world after several years off, I'm glad to see that EM is just as informative and fun as ever. However, after being away so long I have lost a lot of the jargon and the abbreviations that reign supreme throughout your publication. How



# GREAT CHAMBERS, ROOMS, GATES AND PLATES, AND ALL YOU NEED IS ONE OF THESE ...

**H** a Harman International Company • 8760 South Sandy Parkway, Sandy, Utah 84070 • 801.568.7660 • FAX 801.568.7662



about a one-page glossary in the back, or even sidebars in each article that will unravel a few of these vowel-less enigmas?

**Tim Heuertz**  
Omaha, NE

*Tim—Whenever we cover new ground, we always try to set everyone (including ourselves) straight on the jargon scene. Scott Wilkinson is very sensitive to lingo terror in his "Square One" columns and always tries to clarify abbreviations and mysterious acronyms. You can also tutor yourself by grabbing a copy of Tech Terms, cowritten by our illustrious senior editor, Steve Oppenheimer. (Just call Mix Bookshelf at tel. [800] 233-9604.) Unfortunately, it would be difficult to dedicate even one page of valuable editorial real estate for a monthly glossary.—Michael M.*

## MASTER BLASTER

I am co-owner of an Italian mastering facility in Bologna, called Officine Sonica. Mastering is a critical passage in record and CD production and often is very misunderstood in my

country. I would appreciate an article that would explain the techniques and tricks of American mastering engineers. By the way, **EM** is well done and useful in every perspective. Thanks a lot and keep up the good work.

**Mario Barrai**  
Officine Sonica  
mario\_barrai@basker.sub  
link.org

*Mario—Nice to hear from my homeland! We are planning a "Day in the Life" feature that peeks behind the scenes of a professional mastering facility. It will run at a later date this year. On the more definite front, Scott Wilkinson is writing a "Square One" column on premastering techniques for the August 1995 issue, and we published "Recording Musician: DAT Mastering at Home" in the October 1994 issue.—Michael M.*

## ERROR LOG

May 1995, "IRCAM SVP 1.2 (Mac)," p. 134: A channel vocoder imposes the spectral envelope, or amplitude spectrum (not the amplitude envelope, as stated), of one signal upon another. Also,

in the "Cymbalic Parameter List" on p. 136, the fourth entry was accidentally omitted; it should be: Time (sec) 3.0, Scaling Factor 0.5. In the same list, the description of the time-scaling process is backward: The time scale is gradually stretched to 2.0, not 0.5, over the next 2.849 seconds.

May 1995, "EMAGIC Logic Audio 2.0 (Mac)," p. 120: We have several price revisions and corrections. *Logic 2.5* upgrades are \$129; *Logic Audio 2.5* upgrades are \$149. Upgrades to *Logic Audio 2.52* for Power Mac are expected to cost \$99, with an introductory upgrade price of \$50 for those who purchase the v. 2.5 upgrade. The TDM extension is \$249, and the AV extension is \$129.

## WE WELCOME YOUR FEEDBACK.

Address correspondence to "Letters," *Electronic Musician*, 6400 Hollis St. #12, Emeryville, CA 94608 or e-mail at [emeditorial@pan.com](mailto:emeditorial@pan.com). Published letters may be edited for space and clarity.



FOR YEARS DAZZLING SOUND AND INNOVATION ARE WHAT YOU'VE COME TO EXPECT FROM **dbx®** SIGNAL PROCESSING. OUR NEW DIGITAL REVERB IS NO EXCEPTION. WITH TRUE STEREO PROCESSING (IN AND OUT) AND THE WORLDS SIMPLEST HUMAN INTERFACE, THE **dbx 290** PROMISES TO PROVIDE YOU WITH SUPERB SOUND AT THE TOUCH OF A BUTTON. UNLIKE OTHER "PROGRAMMABLE" BOXES THE ENTIRE PROCESSING POWER OF THE **dbx®** DIGITAL MOTOR IS DEDICATED TO PRODUCING THE SOUNDS, SO YOU GET ALGORITHMS THAT RIVAL BOXES COSTING HUNDREDS, EVEN THOUSANDS MORE.

Imagine, you're in the middle of a session or mixdown and that LARGE beautiful hall is just the sound you're looking for. Hit a couple of buttons, adjust the decay time and there it is. Or you're looking for that perfect gated reverb with just the right characteristics, with other boxes you can spend hours of your valuable time hunting around looking for that one parameter that *might* get you *close* to the sound you're looking for. Just touch a couple of buttons on your **290** and the sound is there! The **290** also features full MIDI implementation, so whether for live or studio sequences the **dbx 290** fits the bill. Head on down to your local **dbx®** Project 1 dealer. You'll be amazed at how much control you'll have with just one finger.

**dbx®**



# I M A

**Sounds:** 6 MB ROM, 376 ROM Sounds (General MIDI) - Over 1,000 User RAM Sounds, Optional 2 MB RAM to load new PCM samples

**Effects:** Two Effects Processors with 16 Reverbs + 16 Modulation Effects

**Performances, Mixer, 16 Zone MIDI Controller, Edit Sound, Battery-backed Static RAM**

**Arranger:** Key-Start, One-Finger/Fingered/Free (Pianist) Chord-Modes, Bass-Follow, Memory, Harmony, Auto Backing

**FREE  
SOFTWARE**

Purchase an **SX** keyboard before

August 31, 1995

and get five free song disks free, a \$125<sup>00</sup> value.

See your Generalmusic dealer for details.

**Disk Drive:** 3.5" 2DD/2HD, Load, Save, Erase, Format, Directory, Load while Play- Compatible with Standard MIDI Files

**Sound Source:** PCM, Wavetables, Multiloop, Crossfade Multiwave, Subtractive Synthesis

**Polyphony** 32 notes

**Imagine...** a keyboard so seemingly intuitive, it will take your initial song ideas and help finish your musical composition quickly and easily. **Imagine...** having a keyboard that turns your usual club dates into the "party" that everyone hears about the next day. **Imagine...** teaching composition and melodic structure to children with a user-friendly interactive multimedia keyboard.

**Imagine...** getting your church congregation's heads out of the hymnals and singing praises while watching the song lyrics and music on a large screen television.

**Imagine no more...** reality is the **SX2 & SX3** Multimedia Keyboard Workstations from Generalmusic.

The **SX** is a full-blown music workstation style keyboard, using the same "engine" as the award-winning S Series Turbo MusicProcessor, with all the things the MusicProcessor is famous for: hundreds of huge, fat sounds with 32-voice polyphony, a powerful 250,000 event 16-track sequencer (no that is not a typo, 250,000 events), dual digital effects processors, and a 3.5" disk drive. But that is only the beginning.

Although the **SX** has much in common with other workstations, it is capable of producing musical ideas of its own - riffs and patterns called **Styles** that can be edited, looped and combined to create and inspire your songs within minutes. The **SX** even has 64 programmable **Styles** for you to create your own patterns.



# G I N E

**Score Display:** Lyrics + chords + melody, chords, lyrics (Zoom)

**Video Output:** Direct connection with Computer Monitors or Televisions

**Display:** Large Neon Backlit graphic display (240 x 64 pixels)

**Sequencer:** 16 track, 1/192 Resolution, 250,000 Events, 8 Songs, Background Sound Loading, Realtime, Step by Step, Overdub, Quantize, Microscope Editing

**Styles:** 96 (64 ROM + Variation / 32 RAM + Variation User-programmable)

**Sections/Split:** 16 sections available real-time/16 Split/Layers

**Keyboard:** Lightly-weighted Action with Velocity and Aftertouch

Basically, this whole ad is trying to tell you that Generalmusic's **SX** keyboard is much better than the Korg i3. In case you still don't get it, here are the precise reasons why.

	Generalmusic SX2	Korg i3
SOUNDS	376 ROM+1672 RAM	256
SEQUENCER	250,000	40,000
SEQUENCER RESOLUTION	192 ppq	96 ppq
BATTERMAKED SEQ. RAM	Yes	No
RECORD TEMPO CHANGES	Yes	No
LOAD WHILE PLAYING	Yes	No
STYLES	96	48
STORE USER STYLES	32 + 32 Variations	4
USER PROGRAMMABLE DRUMS	Unlimited	2
LYRIC / SCORE	Yes	No
VIDEO OUTPUT	Yes (option)	No
LOAD NEW SAMPLES	Yes (2MB option)	No
PRICE	Less	More



## Generalmusic's New SX Multimedia Workstation

**Sure, that would be enough - but wait, there's more!** **Imagine**, without using any complicated computer software, pressing a single button and seeing any sequencer track instantly displayed as a musical score. Plus, the unique **SX** "preload" feature allows you to load new sounds and sequences while playing. The **SX** can be expanded with 2MB of optional sample RAM, which allows you to load in your favorite digital samples from choirs, to guitars, to applause. And, the optional video interface provides the connection to most televisions or computer monitors, which allows you to share your lyrics, music, or both with other people, turning your every performance into a multimedia event. For even more versatility the **SX** is available in two keyboard versions.

The **SX2** is 61-note keyboard, while the **SX3** has the expanded 76-note keyboard, both with lightly-weighted actions.

The new **SX** from Generalmusic is possibly more keyboard than you ever imagined. Way better, way cool, lots of fun, and for a lot less money than you might think. Visit your Generalmusic dealer today or contact Generalmusic Corporation for more information and the dealer closest to you.



GENERALMUSIC CORPORATION  
1164 TOWER LANE  
BENSENVILLE, IL. 60106  
1-800-323-0280



# WHAT'S

# NEW

By Steve Oppenheimer




## ▲ AUDIO-TECHNICA AT873R

In Audio-Technica's AT873R condenser microphone (\$225), the electrical charge is located on the fixed back plate instead of on the moving element, as in conventional designs. This lets the company use a gold-vaporized diaphragm only two microns thick, reducing moving mass by a third. According to A-T, the results are improved frequency and transient response and reduced distortion, even in intense sound fields.

In its stock configuration, the 48 VDC phantom-powered vocal mic has a hypercardioid polar pattern, but screw-in interchangeable elements provide a variety of pickup patterns, from cardioid and subcardioid to omnidirectional. The low-impedance (100 $\Omega$ ) mic comes with a stand clamp and windscreen.

The AT873R's frequency response is rated at 70 Hz to 20 kHz. Typical dynamic range is 113 dB, with a S/N ratio of 67 dB. The maximum input level is 140 dB SPL. Audio-Technica; tel. (216) 686-2600; fax (216) 686-0719.

Circle #401 on Reader Service Card



## ▲ NOVATION BASSSTATION RACK

You take the high road, and Novation will take the low road with its BassStation Rack MIDI-programmable, analog synthesizer (\$799.95). Like the company's well-received BassStation keyboard, the 1U rack-mount sound module is intended primarily for playing bass lines but can be used for many common analog synthesis applications.

Like the keyboard version, the new unit mixes two voltage-controlled oscillators and feeds them to a resonant VCF and a VCA. The filter and VCA can be modulated by a single LFO and dedicated ADSR envelope generators. The oscillators can produce sawtooth or pulse waves, with pulse-width modulation, and can be hard-synched. The EGs can be single-triggered, multiple-triggered, or triggered with autoglide (i.e., when a second key is pressed, the pitch glides to a new note, and the envelope retriggers). A Portamento control is also included.

The BassStation Rack offers 40 factory presets and 60 user program locations, a huge improvement over the keyboard version. It has an external audio input to the filter section, and you can control the mix between the VCOs and the external sound source. The rack unit also offers CV/Gate In/Out-to-MIDI conversion, which can be assigned to a separate MIDI channel from the synth section. This provides independent, simultaneous MIDI control of the BassStation's internal synth and an external, voltage-controlled synth.

The user interface includes a 2-digit LED display and a data-entry keypad. An Audition button triggers sounds directly from the front panel. You can chain several BassStation Racks for increased polyphony, while master-controlling the functions of all units from the first one in the chain. Music Industries Corp. (distributor); tel. (516) 352-4110; fax (516) 352-0754.

Circle #402 on Reader Service Card

## ▼ E-MU E-64

E-mu Systems has introduced a mid-priced sampler that fills the gap between the company's high-end Emulator IV and bargain-priced ESI-32. The e-64 Digital Sampling System (\$3,295), a 64-voice polyphonic device, is compatible with the E-IV, E-IIIx, ESI-32, Emax II, and Akai S1000/1100 sound libraries.


The 3U rack-mount unit features 64 sixth-order, digital resonant filters, which can be a variety of filter types; eight polyphonic outputs (four stereo pairs), with 18-bit DACs; an ASCII keyboard interface; a 240 x 64 LCD graphic display with onscreen waveform editing; and an icon-based user interface. The two 1/4-inch inputs feed 18-bit, 128x oversampling, sigma-delta A/D converters.

Samples can be quickly located with the built-in library Search function. Samples can be loaded

and resampling can be accomplished during playback. Pitch transposition is said to be virtually distortionless over a 10-octave range.

The e-64 comes with 2 MB of sample RAM, upgradable to 64 MB via standard SIMMs. As an option, up to 16 MB of Flash RAM can be added, which decreases the amount of accessible SIMM RAM by the same amount. The unit includes dual 50-pin SCSI ports; AES/EBU digital I/O; and an internal, high-density, floppy-disk drive. E-mu Systems; tel. (408) 438-1921; fax (408) 438-8612.

Circle #403 on Reader Service Card





# Squeeze The Most Out Of Your Music



When you're performing or recording, nothing should stop your music from reaching its full potential. Especially your dynamics processor. No matter where your creativity leads you, the Alesis 3630 Compressor/Limiter is the tool that lets you squeeze the most out of your music.

The 3630 provides two full-featured

professional compressor/limiters in one rack space. Its ease of use, extensive feature list and flexible operation make it an excellent dynamics processor for any application, from studio recording and mixing to instrument rigs, live sound reinforcement and broadcast.

## True Stereo Operation and Flexible Features

The 3630 offers dual mono or linkable true stereo operation, so you can process your stereo signal (or two mono signals) from a single unit. Its flexible interface lets you choose between RMS and peak compression styles as well as hard knee or soft knee compression curves to customize the 3630's response for any source material. The 3630 also provides dual 12-segment LEDs that allow you to meter gain reduction and display input and output levels.

## Clean, Quiet Professional Performance

Of course, the 3630 Compressor Limiter also has the great sound that has made it the choice of over 80,000 artists and engineers worldwide. We use the industry standard super low-noise VCA

chip to eliminate pumping and breathing, and each channel's independent built-in

noise gate has an adjustable threshold and close rate to ensure clean, transparent performance. The variable Attack and Release parameters offer wide ranges (0.1ms - 200ms and 50ms - 3s), allowing you to precisely control the dynamic response for the job at hand. The 3630's sidechain function can be used for ducking rhythm tracks and background music, or for de-essing vocals when used in conjunction with your favorite EQ device. And, of course, the 3630 allows the highest signal-to-noise ratio for mixing to analog tape and optimizes hot levels for digital recording.

## Advanced Compression For Everyone

Along with its outstanding features and unparalleled performance, the 3630 Compressor Limiter remains incredibly affordable. Squeezing the most out of your music is easier than ever. Grab a 3630 at your Authorized Alesis Dealer today.

For more information about the 3630 Compressor/Limiter, see your Authorized Alesis Dealer or call Alesis at 310-836-7924. 3630 Compressor is a trademark of Alesis Corporation.

Alesis Corporation 3630 Holdrege Avenue Los Angeles CA 90016 310-836-7924 ALECORP@Alesis1.usa.com





**Your shrink doesn't listen to you.  
Your boss doesn't listen to you.  
Even your dog doesn't listen to you.**

**We hear you.** Introducing the new standard in synthesizer modules: the Roland JV-1080. The module which has the features you've been asking for and some you haven't even imagined yet. For starters, it has 64-note polyphony, is 16-part multitimbral and comes with 512 of Roland's newest and hottest patches. It's also ultimately expandable, taking up to four SR-JV80 Series 8 Mbyte expansion boards simultaneously. An additional SO-PCM Series wave card can be added which gives you a whopping 42 Mbytes of internal ROM. That's over 1500 Roland patches at your fingertips. It's more performance power than was possible ever before.



With the optional  
M-512E Memory Card,  
you can store an additional  
128 user patches.

We heard you when you asked for effects. In addition to global reverb and chorus, the JV-1080 has 40 insert effects combinations including rotary, dual pitch shift, tempo delay which syncs to MIDI clock, Hexa-chorus, distortion, and even multiple effects like overdrive/flanger.

If that weren't enough, we made it easy to use and gave it a General MIDI mode so it's compatible with the world of Standard MIDI Files (SMF). You asked for extensive synth editing parameters. We heard you. So the JV-1080 has 10 advanced tone structures and even LFOs that sync to MIDI clock.

But perhaps best of all, the JV-1080 has a surprisingly affordable price. Which should be music to your ears.

Haven't you waited long enough? Visit your nearest Roland dealer today and ask to hear what you've been asking for all along: the JV-1080. Or call (800) 386-7575 and select 3 to receive an exciting, full-color brochure. Think of the JV-1080 as our way of letting you know we hear you. Loud and clear.





Roland SUPER JV SYNTHESIZER MODULE JV-1080 4x EXPANSION

PERFORM USER: 32 64 VoiceOrch Part=1

VOLUME  
MIN MAX  
PREVIEW (PUSH)

1-8  
9-16

1/9 2/10 3/11 4/12 5/13 6/14 7/15 8/16  
TONE SWITCH 2 3 4 1  
PART SWITCH SELECT 5/13 2 3 1  
TONE SELECT 3 1 2 3

COMMON EFFECTS CONTROL  
COMMON EFFECTS MIX  
SETUP

PALETTE PARAMETER

VALUE  
DEC  
INC  
SYSTEM UTILITY  
EFFECTS ON/OFF  
INFO EDIT ENTER  
ROM PLAY  
USER CARD PRESET EXP  
PRESET EXP C  
A B C  
DATA ROM  
ROM CARD  
DATA  
POWER

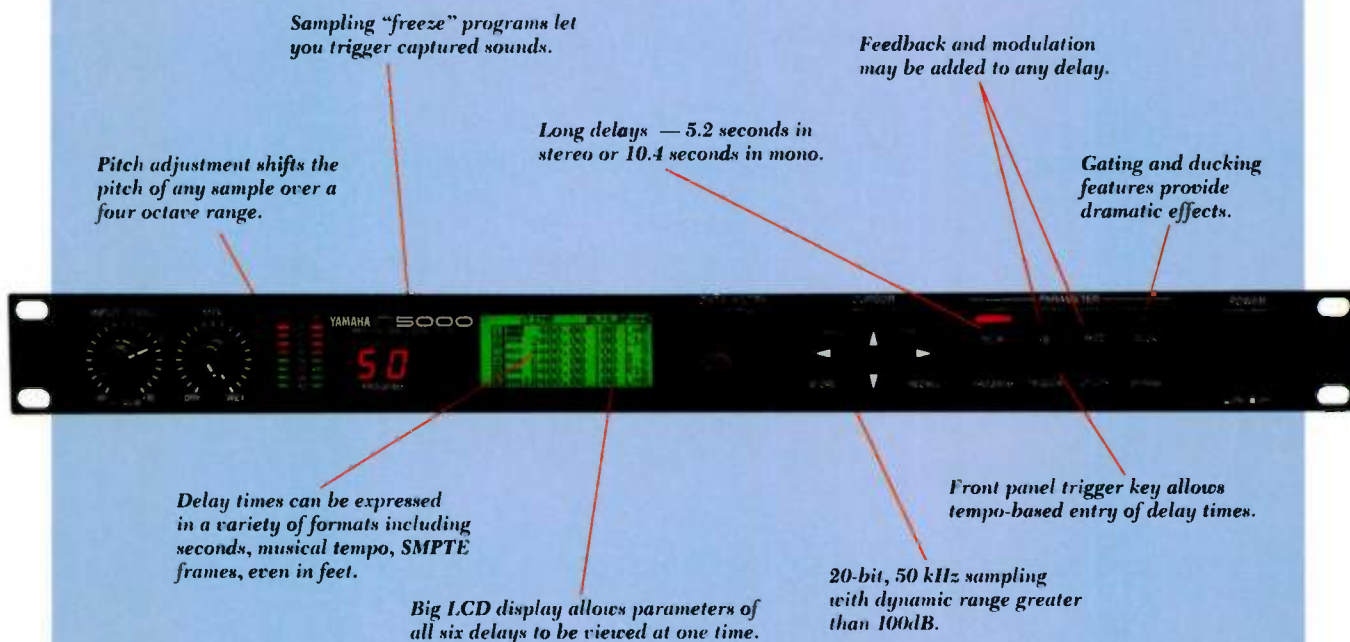
**Roland**

Roland Corporation U.S., 7200 Dominion Circle, Los Angeles, CA 90040 (213) 685-5141  
Roland Canada Music Ltd., 5480 Parkwood Way, Richmond, B.C. V6V 2M4 (604) 270-6626 COMPUSERVE: GO ROLAND

WB31



# FREE SAMPLES WITH EVERY DELAY.



If these captions are any indication, you're looking at one impressive digital delay. With unmatched sonic quality, 6 independent delays pannable between left and right outputs, exceptionally long delay times and sampling capabilities, the D5000 is absolutely the best delay money can buy.

Its sampling "freeze" programs let you trigger sound effect loops, replace weak drums with stronger ones and move sections of audio from one part of tape to another.

It's also a handy way to make sure you never miss a good take. The "capture" mode lets you hold a portion of a performance until you're ready to lay it back on tape.

Spec for spec, bit for bit and dollar for dollar, no delay comes close to the D5000. With sampling, it could become the most valuable tool in your studio. Check it out at your nearest Yamaha dealer.

He'll be happy to throw in a free sample with every demonstration.



**YAMAHA**

1-800-937-7171

Call for more information.



## ▶ ROLAND SDX-330

**M**y parents tried to teach me the value of modulation in all things. Okay, they really said "moderation," but I wasn't good at that, and "modulation" is more to the point for recordists and sound designers. If that's you, Roland's SDX-330 Dimensional Expander (\$1,095) may be the signal processor you've been looking for.

Focusing on chorus, flanger, and rotary effects, the SDX-330 also features Roland's 3-D Spatial Simulator technology. This combination of modulation and 2-channel, expanded-soundstage effects can be used in stereo sound-reinforcement as well as recording applications.

The unit features sixteen effects algorithms, including stereo and 3-D choruses and emulations of classic chorus devices (e.g., analog units, Roland SDD-320 Dimension D, and BOSS CE-1). With the Multiband Choruses, the sound is divided into two, three, or four bands for independent processing with different parameter settings. The 3-D Panner of-



fers control of direction and speed of rotation. The rotary speaker effects include overdrive and various tremolo depths that simulate on-axis and off-axis mic positions. Each algorithm includes a post-effect, 3-band, parametric EQ.

The SDX-330 contains 100 presets and 200 user patch locations. Programs can also be dumped via MIDI SysEx. All parameters can be controlled in real time via MIDI note number, Aftertouch, Velocity, and Control Change messages, and a MIDI signal-present LED is provided. The unit also permits parameter control from an optional footswitch and CV pedal. A 17-character by 2-line, backlit LCD shows the program name and parameters, and a 3-character by 1-line

LCD shows the current program number.

The unit's overall input and output levels can be independently switched between -20 dBm and +4 dBm, and front-panel level knobs are provided. A pair of 7-segment LED ladders show the L/R input levels. The hardware bypass can be enabled from the front panel or a footswitch.

All A/D/A converters are 16-bit delta-sigma, and the ADCs sample at 44.1 kHz. With the effect on, the unit's THD is rated at 0.02% or less (1 kHz, nominal output) and dynamic range is rated at 90 dB or greater. Frequency response (with effect) is rated at 20 Hz to 20 kHz ( $\pm 3$  dB). Roland Corporation US; tel. (213) 685-5141; fax (213) 722-0911.

Circle #404 on Reader Service Card

## ▼ YAMAHA RM800

**T**he phenomenal growth of home and project studios has been greatly assisted by the evolution of affordable 8-bus mixers. Yamaha continues this welcome development with its RM800, available in 16-channel (\$1,699) and 24-channel (\$2,399) configurations. Each channel has a tape-return input, and eight channels have insert points, so the RM800-16 has a total of 40 inputs during mixdown, and the RM800-24 has 56 inputs. The jack

field is top-mounted, sound-reinforcement style, for use as a patch bay.

In addition to the expected 100 mm faders, pan pot, trim, mute, and PFL solo, each channel has 3-band EQ with sweepable mids. There are three post-fader, mono, aux send buses; mono aux send 4 can be used as a prefader channel send (for mixdown) or a post tape-return send (e.g., for adding processing to a monitor mix during tracking). Auxes 5 and 6 can be either prefader, stereo

aux sends (for mixdown), or monitor mix controls for the channel tape returns.


All channels have balanced, 1/4-inch, mic/line inputs. The eight channels with inserts also have XLR mic inputs (selectable) and direct outputs, which can be used as tape sends. The +48V phantom power can be globally defeated.

The eight subgroups have two simultaneously available sets of outputs for +4 dBm and -10 dBV operation. Inserts are available for groups 7 and 8 and the main stereo bus.

The master section includes four stereo aux returns (+4 dBm). A single fader controls the L/R output level. Two-track (-10 dBV) and stereo sub (+4 dBm) inputs also are provided. In addition to the two sets (-10 and +4 dB) of L/R main outputs, there is a separate L/R pair of control-room outs that can be switched between the 2-track input, the stereo L/R bus, or the monitor bus (aux buses 5 and 6).

The frequency response is rated at 20 Hz to 20 kHz ( $\pm 1$ -2 dB). Its THD is rated at <0.1% (at +14 dB), and adjacent channel crosstalk is 70 dB (at 1 kHz). Yamaha; tel. (714) 522-9011; fax (714) 739-2680.

Circle #405 on Reader Service Card





# GET SMART ▲ ▲ ▲ ▲ ▲

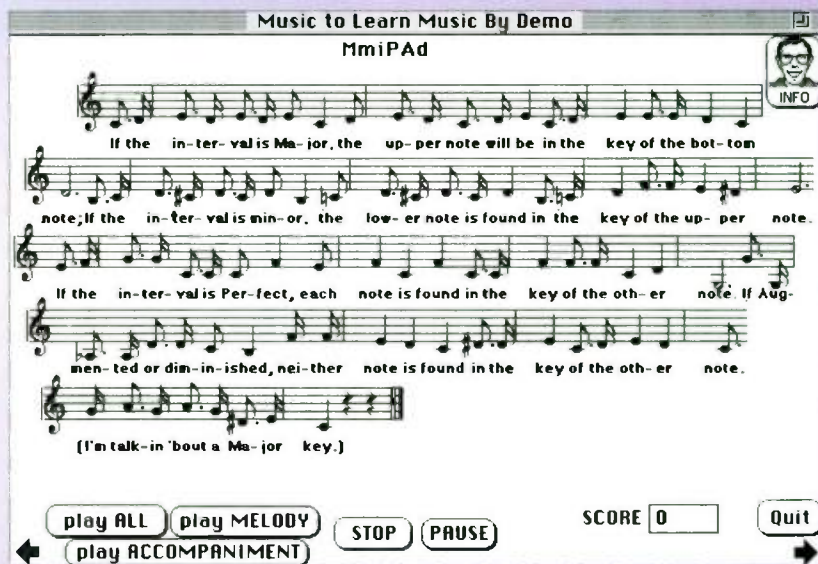
## TEACHNOLOGY

Students of all ages can benefit from TeAchnology's MI.Q. series of educational programs for the Macintosh. The four programs that currently constitute MI.Q. are interactive. The student sings the exercises into a microphone that is plugged into the company's custom MIDI Black Box hardware, which translates the vocal input into the MIDI data used by the program.

The first program, *Music Literacy Interactive* (\$495 w/hardware; software only \$139.95), is a self-paced sight-singing program that teaches pitch and rhythmic accuracy. It combines aural and visual note-recognition and uses a game design to make the learning process fun. All 333 examples are drawn from standard music literature, starting with folk songs and nursery rhymes and progressing in complexity up to symphonic music. The vocal range progresses from a fifth up to a twelfth. The program records your best score.

*RhythmMac* (\$495 w/hardware; software only \$139.95) focuses on metric and rhythmic examples. It simultaneously shows notation and plays rhythms, which the student attempts to match. You can pick your own exercises or let the program choose them at random. The student's success is indicated by a score.

*An AudioGraphic Dictionary of Harmony Vol. 1* (\$495 w/hardware; soft-



ware only \$139.95) is the first in a series of interactive harmony programs. The initial volume focuses on sight-singing SATB vocal parts. The student can listen to any combination of soprano, alto, tenor, and bass parts and can sing along with any part. The program can do automatic octave transposition, so you can sing parts outside your normal range. As with the aforementioned programs, the *AudioGraphic Dictionary* uses examples from standard music literature.

*Music to Learn Music By* (\$495 w/hardware; software only \$159.95) differs from the other MI.Q. programs in that it uses original music by series creator and veteran educator Dr. Warren

Joseph. Dr. Joseph's music is designed to teach music literacy and fundamentals, including interval types and relationships, rhythmic organization, melodic and harmonic functions, and more. For example, some songs are entirely based on intervals of a minor third, some on sevenths, and so on.

*Music to Learn Music By* uses a *Music Fundamentals Songbook*, which is provided in three formats: print, audio cassette tape, and Standard MIDI File. One songbook is included with the program, and supplemental songbooks are available for \$19.95 each. TeAchnology; tel. (800) 474-6447 or (618) 466-1775; fax (618) 466-1798.

Circle #406 on Reader Service Card


## PAVO MIDITOLS KIT

Attention, do-it-yourselfers! Warm up your soldering irons and build your own custom MIDI controller with PAVO's MIDItols Custom Instrument Kit (\$265). The kit includes a painted, 1U rack-mount enclosure; backlit LCD; all components; and complete instructions. You can choose from a variety of sensors and switches, with up to 64 per unit. Assembly takes less than five hours, and no previous soldering experience is required.

Project examples include MIDI retrofits

for analog synths and organs; home-brewed MIDI percussion and alternative controllers; joysticks, light sensors, and tape switches for interactive dance floors and museum exhibits; and MIDI-controlled theater lights.

PAVO also offers 21 other MIDItols kits (\$200-\$300), an applications newsletter, and technical support. A catalog is available upon request. PAVO; tel. (800) 546-5461; tel. and fax (215) 413-2355; e-mail: midi-



tools@aol.com or 73074.2526@compuserve.com.

Circle #407 on Reader Service Card





Very, very, very, very,  
very, very, very, very,  
very, very, very, very,  
very, very, very, very,  
very, very, very, very,  
very, very predictable.

3M™ 986 Audio Mastering Tape delivers consistent, true sound reproduction. Listen for yourself. You'll be convinced that no other +6 dB operating

level tape can match this performance. If you want more, try 3M 996, the industry standard high-output mastering tape. Call 1-800-752-0732.



# THE NEW TSR-24S LETS YOU CREATE YOUR OWN SOUNDS IN TWO STEPS. 1-DREAM THEM UP. 2-LAY THEM DOWN.

With the TSR-24S, frustrating menus and time-consuming steps don't control your programming. You do. Choose the effects you want, in the order you



want, then program and listen to them instantly. No catches. Naturally, the TSR-24S has plenty of raw material, with an arsenal of more than 75 effects. Plus, multiple modulation effects

## 94 DB S/N RATIO

When it comes to sound, not even compact discs are as clean as the TSR-24S. Our Silencer™ digital noise gate wipes out noise by writing digital zeros when there's no signal present.

**94** dB

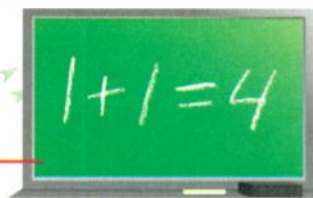
## SPECIAL EFFECTS

### OVER 75 EFFECTS

Gigaverb (the world's most flexible reverb), crystal clear sampling, multitap and modulated delays, multi-phase choruses and flangers, duckers, auto panners, 4-voice phasers, 10 separate EQs, 4 octaves of multi-voiced pitch shifting, arpeggiators, and more.

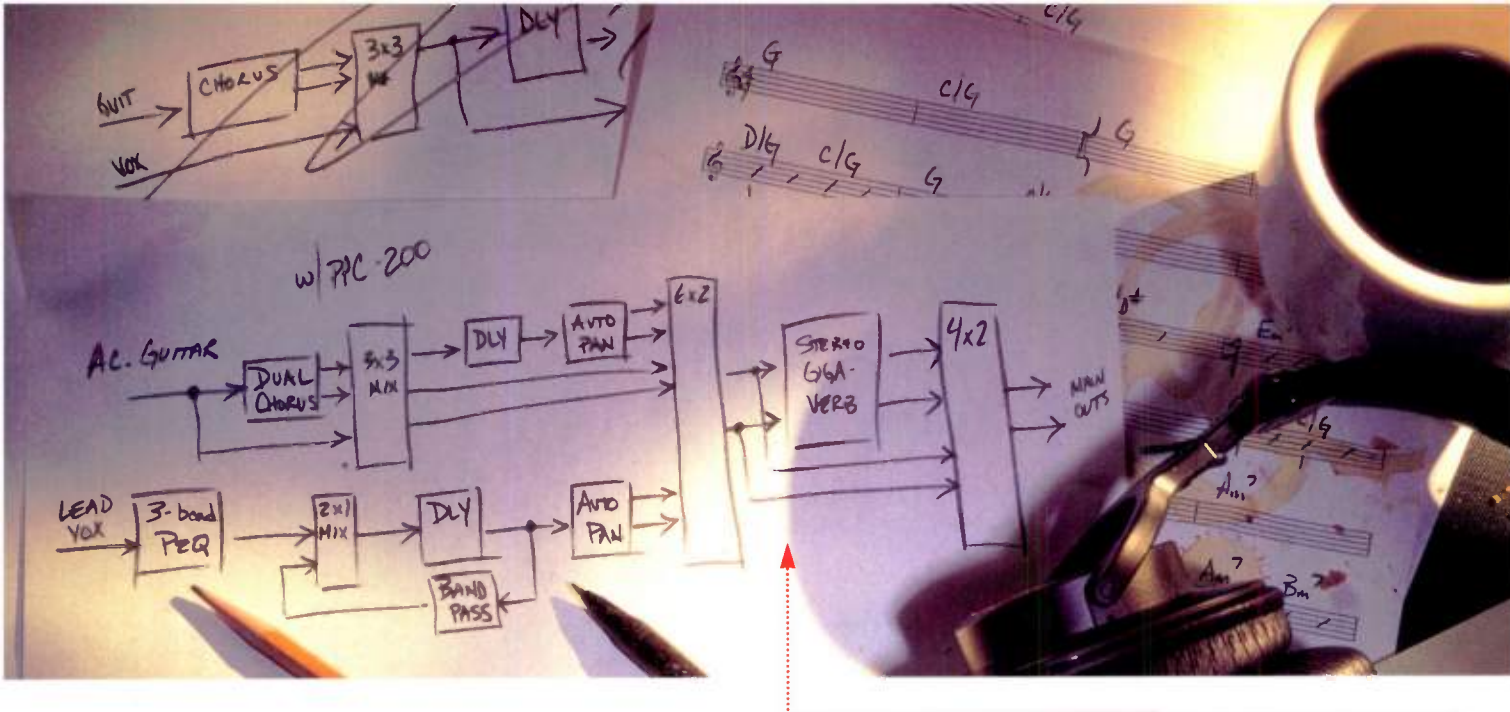
### DUAL DISCRETE STEREO

Take true stereo inputs, add four assignable outputs, and you get a lot of routing configurations. Let's see, there's stereo in, quad out; mono in, quad out; dual mono in, dual stereo out...well, you count 'em.



HAVE A TSR-24? No problem — upgrading is a snap. Just contact your nearest Digitech dealer.





capability and instant module/parameter access mean your great ideas become great music in a matter of seconds. No other machine at any price can match its flexibility. But even before you start dreaming up new sounds, you'll have to take the real first step. Drop by your nearest Digitech dealer today.



#### EXPANDABLE

Add the available PPC 200 card, and you'll have the power of two TSR-24S processors. Parallel processing means seamless effect changes and more.

#### S-DISC™

This chip defines DSP horsepower. S-DISC delivers superior sound, quiet operation and performance unmatched by anything in the market. This incredibly powerful chip was designed specifically for audio.



#### ALGORITHMS

Want reverb, chorus and flange?  
Press a couple of buttons.  
Reverb, chorus and reverb again?  
Redundant effects are not a problem. Link effects in any order to create algorithms, then program them in nearly limitless combinations.





# WARNING: This is NOT a TOY!

If sound quality is important to you, don't trust your production to anything but the **CardDplus™** from Digital Audio Labs.

- Digital and analog interfaces
- Full .WAV compatibility
- Superior fidelity



## CardDplus™



**I/O CardD™** Companion to the CardDplus™ offers digital transfer to and from your DAT.



**Digital Only CardD™** Stand-alone card for direct digital transfer to and from your DAT.

*The professional's choice for digital audio on the PC.*

# Digital AUDIO LABS

**Call today for your nearest authorized reseller.**

Trademarks are the property of their respective owners.

"The Digital Only Card gives me back exactly what I put into it; clean, quiet audio."

**Tom Jung**  
DMP Records

"Professional features and excellent audio quality... an excellent companion to Software Audio Workshop™."

**Bob Lentini**  
Innovative Quality Software

"Great analog sound and perfect digital transfers. This is the one!"

**Tom Bates**  
Grammy-winning Engineer

"Exceptional... the sonic quality is superb, rivaling digital equipment many times the price."

**Dominic Hawken**  
Audio Media Magazine

"The digital quality is unsurpassed. We've produced three platinum albums on the CardD in the last year alone... tremendous bang for the buck."

**Dave Morse**  
Record Way, Los Angeles

"Five out of five for sound quality."

**Dave Miles Huber**  
Electronic Musician

"We recommend the CardDplus to all our Sound Forge™ users."

**Monte Schmidt**  
Sonic Foundry

"Easy to use, yet powerful. Totally transparent. Dollar for dollar, the best system available."

**Bruce Schirmer**  
KGO Radio, San Francisco

"Unbelievable... this is one piece of gear you should hear for yourself."

**Tom Schizzano**  
Home & Studio Recording

**612/473-7626**



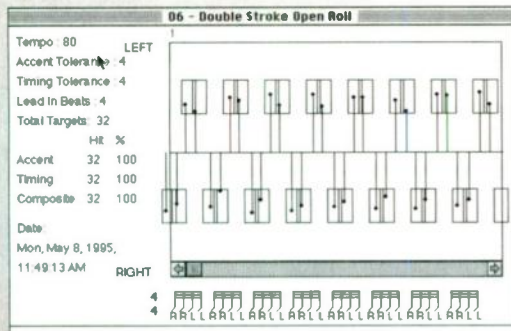
## GET SMART

### ▼ KAT INC.

**K**AT Inc., best known for its MIDI percussion controllers, has a new KATSKILLS division that will focus on educational software. The company's first interactive educational program is *Drum Tutor 1.0* (\$149.95) for the Macintosh.

The program teaches 40 standard drum rudiments (rolls, paradiddles, flams, ratamacues, etc.) by using a visual system that displays the various aspects of percussion performance. The student performs the exercises with a MIDI controller, and *Drum Tutor* evaluates accents, timing, and stickings and provides a score for each exercise. Exercises can be printed out, and additional exercises can be imported via Standard MIDI Files. KAT Inc.; tel. (413) 594-7466; fax (413) 592-7987.

Circle #408 on Reader Service Card




### ▼ SIX STRING SOFTWARE

**I**f you're a student of the guitar and have a Windows-based PC, it's probably time to get with the program. In fact, you may want to check out two music-education/entertainment programs from Six String Software: *GuitarChords for Windows* and *GuitarTutor for Windows* (\$49.95 ea.).

*GuitarChords for Windows* is derived from the company's *GuitarWorks* program and is based around the Chord Dictionary, which contains over 5,300 entries of 44 chord types. For each root and chord type, the program shows the chord definition, voicings, staff notation, and nine to twelve guitar fingerings. Users can also create their own chords. Fingerings are shown (with finger numbers) on the guitar neck and on standard chord diagrams. You can hear any chord by clicking on it.

Chords can be copied to the Chord Worksheet to build reference charts, which can be printed. The color graphics include bitmapped photos of real guitars. Two tuners are provided: a chromatic tuner and an interactive tuner for use with a mic and sound card. Open-string tunings are supported, and you can change the default



tuning on any string. The new tunings are reflected in the chords displayed throughout the program.

*GuitarTutor for Windows* offers 130 exercises, which are shown in tablature and provided in a 125-page book as well as onscreen. Pop-up messages provide hints and suggestions. The Song Player feature provides variable-speed playback, looping, step forward and backward, memory points, fast forward, rewind, and jump-to points, all of which are designed to make the program easy to use. *GuitarTutor for Windows* includes the same two tuners as *GuitarChords for Windows* and features the same type of color graphics.

All of the company's companion disks, including *Scales & Riffs* (\$14.95), work with *GuitarTutor*. Free song downloads are available for America Online members. Six String Software; tel. and fax (206) 631-5855; e-mail: guitarsoft@aol.com.

Circle #409 on Reader Service Card

### ▶ SPECTRAL TRANSLATOR

**T**he proliferation of multitrack digital-audio formats can pose a big problem for those who work on multiple platforms. The Spectral Translator (\$995) addresses this issue by providing direct digital translation between any two of the following formats: Alesis ADAT, Tascam DA-88, Yamaha Y2 (DMC1000, DMR8, and DRU8), and Spectral SMDAI (AudioEngine and Prisma). All are 16-bit formats, but the Translator is firmware upgradable to allow compatibility with future 20-, 24-, or 32-bit audio standards.

The 1U rack-mount unit supports all

ADAT sample rates (40.4 to 50.8 kHz), although its front-panel indicator LEDs show the rate rounded to the nearest value of 44.1 or 48 kHz. It also can slave to external clock signals from any of the supported devices and can provide the master sync clock.

In Pass-Thru mode, the Translator passes unmodified 8-track audio directly to and from supported machines and a Spectral Prisma or AudioEngine. The unit is powered by an external supply.

Also new from Spectral is *MediaFiler* (\$149), a software package that provides a variety of file transfers and format con-



versions (including batch-file conversion) across any standard network. Supported formats include Sound Designer I and II, SoundEdit, UNIX SND/AU, AIFF, WAV, Lightworks, OMF, ADPCM, SMP, CVSD, 8SVX, and MIDI Sample Dump. The program converts 8-bit files to and from 16-bit format and provides sample-rate conversion. Spectral, Inc.; tel. (800) 407-5832 or (206) 487-2931; fax (206) 487-3431. ●

Circle #410 on Reader Service Card

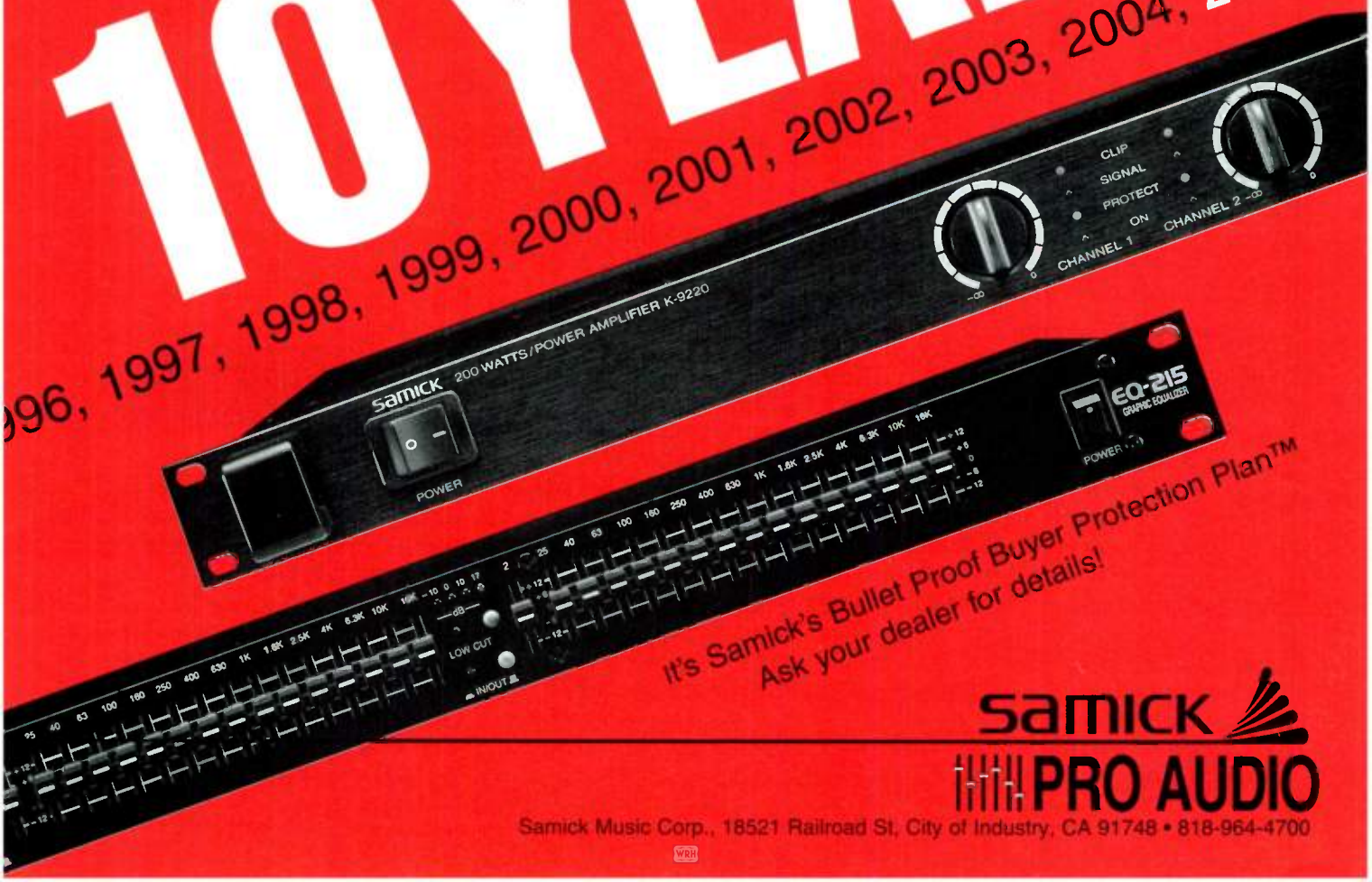




You're Protected For

# 10 YEARS!

1996, 1997, 1998, 1999, 2000, 2001, 2002, 2003, 2004, 2005




It's Samick's Bullet Proof Buyer Protection Plan™  
Ask your dealer for details!

**samick** 

**PRO AUDIO**

Samick Music Corp., 18521 Railroad St., City of Industry, CA 91748 • 818-964-4700





PRO

FILE

## Harping on MIDI

*Gary Garritan electrifies a classic.*

By Michael Hurwicz with Michael Molenda

Gary Garritan has been fascinated by the harp ever since he first saw Harpo Marx in *A Night in Casablanca*. Such a rambunctious role model may explain his unconventional approach to the instrument. In high school and college, Garritan played harp in rock 'n' roll bands, apparently unaware that harps and rock music don't mix. Years later, he ignored experts who said it was impossible to build a MIDI interface for the harp. Guess what? To date, Garritan has sold more than 30,000 CDs and tapes featuring his "impossible" MIDI harp.

But it was no small task making the experts eat their words. "The major difficulty in electrifying the harp was finding a pickup that would detect performance dynamics," says Garritan, who designed the harp with help from Eitaro Kawaguchi of The Center for Music Research at Florida State University. "Because the pickups trigger the pitch-to-MIDI converter, velocity is critical. Soft plucks must be reproduced as quiet sounds, while hard plucks must have a more aggressive attack. Without dynamic control, a

performance is monochromatic because every note is reproduced at the same volume level."

Garritan tried various pickup types before settling on a piezo model, the Hot Dot, manufactured by Barcus Berry. Signal isolation and sensitivity problems were solved by building a custom bridge where each of the harp's 36 strings has direct contact with its own piezo pickup. The output of the piezos is routed to six custom, onboard preamps (each with six separate inputs). Then, the preamp outputs are routed through a standard 50-pin SCSI cable, which is connected to the system's pitch-to-MIDI converter.

Garritan's sound arsenal includes a Kurzweil K2000, E-mu UltraProteus, AVM Summit, and Yamaha DX7. His MIDI sequencer is Twelve Tone System's *Cakewalk Pro*, and he uses Digidesign's Session 8 hard-disk system for multitrack recording.

"Being able to connect the harp to MIDI modules is wonderful," says Garritan. "Voila! I can play violin, didgeridoo, accordion, or anything I want. I even mounted a Z-bar [MIDI] controller

on the side of the harp so I can do pitch bends and other wild effects."

Unlike the acoustic harps played by Harpo Marx, however, Garritan's instrument is a patented solid-body design. The nonacoustic body was essential for MIDI work.

"A traditional acoustic harp has a limited range because it's diatonic," explains Garritan. "You can change pitch with pedals, but only up one sharp and down one flat. Obviously, I can program the MIDI harp to play any pitch. But this means that the pitches I'm playing in the MIDI realm can clash with the pitches sounding in the acoustic realm. I had to design a solid-body harp that would not produce any acoustic sounds that conflicted with the pitches from the sound modules."

When it comes to marketing, Garritan goes where the record companies *aren't*. In addition to distributing his albums in gift shops and bookstores, he often sets up booths at fairs and festivals. So if you want to hear Garritan's wondrous MIDI harp, you'll have to look wherever commercial tapes and CDs are *not* sold.


For more information: Gary Garritan, PO Box 151, Orcas Island, WA 98280; e-mail: 71520,3351@compuserve.com.

Michael Hurwicz is a freelance journalist and singer/songwriter.



Gary Garritan and his MIDI harp.





The  
Spanking Violets  
pay homage to  
The Sensational Alex  
Harvey Band.





# HaRvEY WaLlbanGers

by Michael Molenda

## I COULDN'T BELIEVE MY EYES.

It was 1972, and parading across my television was the strangest band I had ever seen. The lead singer wore a stocking over his head and looked old enough to be my father. A rather bored keyboardist was wrapped in a tattered bathrobe, while the bass player strutted about in mile-high platform shoes, a cape, and a codpiece. But the ultimate blasphemy was the guitar player—the sentinel of cool in my world—who dressed in Flash Gordon-style tights and

painted his face like a leering puppet. I was furious at *Don Kirshner's Rock Concert*. How could they book these clowns?

Well, it only took two songs to convert me from an angry unbeliever into a lifelong fan. The wacky circus that was The Sensational Alex Harvey Band exploded into a multimedia extravaganza of twisted rock cabaret. Sets and props appeared out of thin air to bring the comic book-influenced songs of bandleader/vocalist Alex Harvey to life. And the old geezer had a flair for stepping into the personas of his





mythical characters: The Tomahawk Kid, The Faith Healer, Vambo Marble-Eye, and various other superheroes. To top things off, that silly looking guitar player was a monster soloist. So although it was difficult supporting a band where the most normal member was the drummer, I pledged allegiance to The Sensational Alex Harvey Band.

Now, 23 years later, I'm producing a tribute album to the group, *Vambo Rools: A Tribute to The Sensational Alex Harvey Band* (Taxim Records, Germany). Is life weird or what? Fourteen San Francisco Bay Area artists pay homage to this nearly forgotten Scottish act, covering Harvey's whimsical songs in their own styles.

One of these local bands, the Spanking Violets, recorded their tribute track in just one night! The Violets' lightning efficiency provides a unique opportunity for our "A Day in the Life" series, as we can actually document a professional recording session on a single day, diary-type time line. In addition, we'll detail which mics were used for each instrument, all EQ and signal-processing tweaks, and why certain sound-sculpting decisions were made.

Although we recorded the album at Sound & Vision, the commercial recording studio I co-own with Digidesign Industrial Designer Neal Brighton, most of the production and engineering tricks used on this track can be adopted by any home recordist. So feel free to peek over my shoulder and steal as many riffs as you want.

And now, as Harvey himself could have intoned in his fractured Scottish brogue, "Listen, boys and girls, and I'll tell you the story of the great Sensational Alex Harvey Band tribute sessions...."

## THE GENESIS OF DUMB

Admittedly, The Sensational Alex Harvey Band was not exactly the most brilliant choice for a tribute album. The group never conquered the States or dented the *Billboard* charts, even though the act was championed by hip U.S. rock mags such as *Creem* and *Hit Parader*. Harvey's exaggerated Scottish accent and theatrical excesses were just

too twisted for mainstream America. After a few years of heady European chart and concert successes, health problems crept up on the old troubadour, and Harvey split up the act in 1977. Unfortunately, he never mounted a comeback. Harvey died while touring Belgium as a solo artist in 1982, just missing his 47th birthday.

I never forgot The Sensational Alex Harvey Band's strange and wonderful musical sideshow, so when 1970s rock styles—via artists such as Lenny Kravitz and The Black Crowes—slithered back into vogue, I decided the time was right for a SAHB tribute album. Of course, producing the project was not so much a business venture as a labor of misguided love. After all, a collection of marginal hits from an obscure band is hardly going to break any sales records.

The foolhardy endeavor did make *some* business sense, however, as SAHB possessed enough cult appeal to sell records in European niche markets. (Hence, the deal with Taxim Records for distribution overseas.) Tiny pockets of American fans and record collectors might also find the record appealing. In addition, I truly believed that Harvey's songs, once stripped of the bizarre vocal delivery and coquettish musical arrangements, were hip enough to entice young listeners. Finally, a tribute to a more renowned act risked certain (and deadly) competition from large record companies.

The next step was finding bands to cover Harvey's songs. At this point, I acted as a casting director, matching

SAHB tracks to local San Francisco artists with complementary styles. For example, Dave Crimmen's roots rock sound and Elvis haircut made him the perfect choice to perform "The Last of the Teenage Idols." Eventually, fourteen bands signed on for the tribute, including The Gone Jackals (who recently provided the soundtrack for LucasArts' new "Full Throttle" CD-ROM game), Coyote Pudding, The Beast, Liz Wyatt, Eva Jay Fortune, Ariel (with guest vocalist Val Martino), Johnny Staton, Patrick Maier, Vocal Underground, Trichotic, Erasergun, and Ascot Jacket.

The acts were instructed to arrange Harvey's songs as if they were their own, much as the Beatles clarified their individual style by covering Motown tunes. Bands were also asked to perform their basic tracks live in the studio, so the record would resound with the sweat and vigor of musicians playing together in one room. It didn't seem right honoring a 1970s concert band with tracks constructed piece-by-piece through overdubs and sequencing.

## DEAL BACKGROUND

Most European record deals are not gold mines. However, foreign labels can provide ample funding to complete a project, as well as a chance to enjoy widespread distribution and (through sales royalties) long-term profit participation. The "long-term" profits are no joke. Unlike major pop music conglomerates, labels catering to niche markets don't treat projects as "flavors of the month." Records often remain in



Engineer Dian Langlois at Sound & Vision's Trident Model 65 console.



# MUSIC SOFTWARE

**MAC** : Performer • Digital Performer • FreeStyle • Vision • Studio Vision • Music Shop • Notator Logic • Notator Logic Audio • Deck II • Metro • Finale Allegro • Mosaic • Nightingale • Overture • MiBac Jazz • Max • Unisyn • Galaxy Plus • Alchemy • Recycle • Time Bandit • Digitrax • Practica Musica • Listen • Claire • Opcode MIDI interfaces • **IBM PC** : Cakewalk Professional for Windows • Cakewalk Home Studio • Max Pak • Seq Max • Sequencer Plus • Micrologic • Power Tracks Pro • Quick Score Deluxe • Copyist DTP • Music Printer Plus • Music Prose • Score • ShowTune • The Jammer • Drummer • Sound Globbs • MusicStation • WavePlayer • Super Jam • Power Chords • Piano Works • Play it by Ear • Rhythm Ace • Wave for Windows • Software Audio Workshop • Quad Studio • Sample Vision • Miracle Piano Teaching Software • Musical World of Prof. Piccolo • Sound Impression • Turtle Tools • Music Quest MIDI interfaces • Voyetra MIDI interfaces • Turtle Beach sound cards • Roland sound cards • **BOTH** : Cubase • Cubase Audio • Cubase Lite • Master Tracks Pro • Trax • Finale • Music Time • Encore • Sound Quest Editor/Librarians • 1000 Super Cool Drum Patterns • Band in a Box • The Pianist • The Jazz Pianist • The Jazz Guitarist • Mark of the Unicorn MIDI interfaces • MiBac Music Lessons • CD-ROMs • Korg Audio Gallery • Roland SC-7 • ADAT Computer Interface • Niche ACM

## GOOD SOUND ADVICE!

DOES YOUR COMPUTER STARE AT YOU BEGGING TO BE MORE THAN JUST AN EXPENSIVE VIDEO GAME WITH A NEAT SCREEN SAVER? OR ARE YOU AN EXPERIENCED MIDI USER SIMPLY LOOKING FOR SOFTWARE THAT ISN'T 3 VERSIONS OLD ARRIVING AT YOUR DOOR 2 WEEKS LATE.

**CALL (800) 333-4554**

HERE'S AN EASY WAY TO FIGURE OUT WHICH SOFTWARE WILL HELP YOU GET THE MOST OUT OF YOUR MIDI SETUP: CALL THE MIDI SOFTWARE EXPERTS AT SOUNDWARE AND GET THE KIND OF RELIABLE SERVICE AND SUPPORT THAT OUR CUSTOMERS HAVE COME TO RELY UPON.

### Best Sellers

Performer - MAC  
Vision - MAC  
Cakewalk Prof Windows - IBM  
Finale - IBM/MAC  
Encore - IBM/MAC  
The Jammer - IBM  
Band in a Box Pro - All  
MQX-32M - IBM  
Cubase - IBM/MAC  
PC MIDI Card - IBM  
Software Audio Workshop - IBM  
1000 Super Cool Drum Patterns

## SOUNDWARE

FREE "MIDI By Mail" catalog available. Just call or write and we'll be happy to send you a copy.

**No question too dumb.** MIDI systems are great. But the software can be a little confusing when you're first starting out. We understand. That's why we try our best to answer any questions you have before you order. Questions??? Call us at (800) 333-4554

We accept Visa, Mastercard, and American Express with no added service charge. Your credit card will not be charged until we ship your order. Personal and company checks accepted. California residents please add local sales tax to your order. All items subject to availability. Defective software replaced immediately. For foreign orders and Next-Day-Air, please call. For all others, add \$5 for one item, \$4 per item for 2 or more.





these label's catalogs for years, charting steady, albeit unspectacular, sales. The European market has already been a career lifesaver for psychedelic refugees (such as Big Brother and the Holding Company, Spirit, and Darby Slick) who can't get arrested in the U.S.

A typical deal offers a producer a \$1,500 to \$10,000 advance against fifteen percent of gross sales. Of course, you don't start earning that fifteen percent payday until the label recoups its initial investment. In some cases recoupment includes the recording advance, artwork fees, pressing, and all other costs associated with manufacturing the product. Some labels, however, shoulder the manufacturing costs and start paying royalties immediately after the recording advance is repaid. Although the numbers are nowhere

near the levels of successful major label deals, the possible revenues from small, independent European releases are hardly chump change. Our first quarterly royalty check for the last record we did for Taxim, *The Infinite Summer of Love*, totaled \$2,058.

## THE SESSION BEGINS

A mutual friend, Ross Garnick of *Guitar Player*, recommended the Spanking Violets as a possible contributor to the SAHB project. I went to see them perform at San Francisco's trendy Bottom of the Hill club and was impressed by lead singer Katharine Chase's voice and the tight, aggressive sound of the band. They were in. After mulling over a couple of song choices, the Violets chose "Rock 'n' Rool" for their SAHB track.

Although we had recorded *The Infinite Summer of Love* on a Tascam MS-16 one-inch, analog deck, we decided to use Alesis ADATs for *Vambo Rools*. One reason was to minimize tape costs—a significant expenditure when you've agreed to a small advance payment. *The Infinite Summer of Love* devoured six reels of Ampex 499 at a total cost of \$360. The SAHB tribute required six Ampex 489 S-VHS cassettes for a penny-pinching outlay of \$72. The ADATs also allowed easy compatibility between various studios, and the ability to make digital clones for safety copies.

On the night of the session, we scheduled Spanking Violets' drummer Kevin Allen at 6 pm, so he would have his kit set up by the time the rest of the band arrived at 7 pm.

## 6:00 PM

As Allen was assembling his kit, engineer Dian Langlois and I discussed miking strategies. We were tracking to digital, so we couldn't depend on analog tape coloration and compression to "fatten up" drum sounds. Because we had to ensure that the signals going to the ADATs were robust and punchy directly from the source sounds, we decided to record all the drums (except the snare) with condenser mics. It's a risky proposition subjecting \$1,000 condensers to the possibility of a direct hit from an errant drumstick, but the warm, low-end resolution of these mics is well worth the hazard.

First, we tried an experiment and miked the kick drum with Peavey's new PVM T9000 tube condenser. (Hey, those sexy Neumann tube mics were

# JAMMER Professional Version 2.0

*The Only Choice for Professionals*


When it comes to expressing yourself, there are no formulas, limits or rules... there's just you. Your music is your soul. It's the way you feel, the places you've been, and the things you've done. The JAMMER Professional was made just for you, the serious musician. An array of talented studio musicians in a 256 track MIDI studio are all at your command. You control every detail of every track: the drum styles, drum fill styles, percussion styles, bass styles, rhythm styles, melody styles, harmony styles, scales, timing, phrasing, feel, transitions, note ranges, benders, modulation, and much more. Millions of original parts are yours for previewing, modifying, mixing, and keeping as takes.

### New Features

- Load Standard MIDI Files
- Load Drum Styles
- MIDI Clipboard Support
- Print Out Chords and Lyrics
- Over 200 New Band Styles
- Intros, Grooves, Breaks,
- Stops, Holds, and Endings
- 6 Part Harmony Composers
- Drag and Drop Measure Editing
- Fade Ins and Fade Outs
- New Blues Guitars and Keys
- Compose Benders and Mods
- Customize Fonts and Colors
- MIDI Digital Delay
- Designated Notes
- Preview Chords and More!

If you're serious about your music, then you owe it to yourself to get the absolute best. The JAMMER Professional. See your local music dealer or call Soundtrek today to become a registered owner.

Available for Windows  
Suggested Retail Price \$199.00  
Update from Version 1.0 \$69.00




3408 Howell St. Suite F, Duluth GA 30136  
404-623-0879 Fax 404-623-3054

## FREE DEMO

Available on CompuServe,  
(type GO MIDIFORUM) or order  
a demo disk pack from Soundtrek  
(include \$5.00 shipping and handling)





## The Peavey Spectrum Analog Filter

a programmable analog system that can process any audio source

*warm up  
to a fat & sassy, full-of-personality sound*

The **Peavey Spectrum<sup>®</sup> Analog Filter** combines the best of old and new technologies. This product is a must for any studio or live music environment where you want to enhance the personality and nuances of any audio source. Plug in your miked drums, vocals, electric guitar or bass, keyboard, and voilà!—you won't believe your ears. A smooth, warm sound reminiscent of the days when synthesizers had real guts. Better yet, the Spectrum Analog Filter is MIDI controllable, allowing you to filter, envelope, and resonate signals to your heart's content.

“ Does the Spectrum Analog Filter sound *exactly* like a real Minimoog filter and VCA? Well, not quite, but it sounds great, and it's close enough to a Mini for most purposes. Besides, try fitting your Minimoog into one rackspace. If you want to warm up that icy-sounding, digital synth you've been whining about, this will do the trick. ”

**Steve Oppenheimer**  
*Electronic Musician* Editors' Choice (Equalizer/Filter)

“ Specs be damned, how does the thing sound? One thing is certain, we didn't hear a \$150 difference between it and the [competitor]. The Peavey, simply put, knocked our socks off. It's nice and smooth, and has plenty of beef and bite. Some of our tweezy synths have never barked bigger. One listener dubbed the Spectrum 'a big, fat pig' (a compliment, by the way). Another enthused: 'This is cool. I want one.' ”

**Greg Rule**  
*Keyboard magazine*

### FEATURES—

- Classic Analog 4-Pole Filter Circuit
- 100 Programmable Locations
- 3 Audio Inputs
- MIDI Note Triggering
- Audio Trigger and Envelope Follower
- Filter Frequency Velocity and Key Tracking
- MIDI Controllable
- Mono Audio Output
- Great Price!

\* U.S. Suggested Retail Price  
For complete Peavey keyboard information, pick up the latest edition of **KEY ISSUES** at your local Peavey dealer.  
Peavey Electronics Corporation • 711A Street • Meridian, MS 39301 •  
Phone: (601)483-5365 • Fax: 486-1276

**\$449.99\***



**PEAVEY**





good enough for Ringo!) Allen leaves the front head on his kick, and although he was willing to remove it to facilitate mic placement, we liked the full sound the double heads produced. However, he did have a small, round hole cut into the head for stage miking. Langlois placed the T9000 approximately six inches from the hole, and tilted it slightly off-axis to avoid a rush of air from hitting the mic diaphragm head on. To further protect against signal overload and pops, we activated the mic's -10 dB pad.

Because we were going for an aggressive, raucous live sound, the trusty Shure SM57 dynamic mic was used on the snare. The mic was positioned an inch above the top snare head and approximately two inches over the rim. It was pointed slightly away from the hi-hat cymbals to minimize signal bleed from these sizzle monsters into the snare track. The bottom snare head was not miked, because we didn't feel the snare rattles captured by an undermiking position would deliver the macho swack needed to drive the band's cowpunk style.

The high rack tom was miked with an AKG C3000 condenser, the mid rack tom with a standard AKG C414, and

the floor tom with the AKG C414/TL II "Vintage TL." All microphones were positioned approximately four inches above the top drum heads to capture a combination of attack, drum tone, and room ambience. In addition, every microphone had the -10 dB pad activated and the polar patterns were set to hypercardioid to minimize signal bleed and phasing.

On the drum overheads, a miking miscue produced a nice surprise. Typically, engineers use a matched set of condenser mics to capture an accurate stereo perspective. However, in our haste we inadvertently put an AKG C414 on the right (hi-hat side) and an Audio-Technica AT4033 on the left (ride cymbal side). Both mics were set to cardioid patterns with the -10 dB pads activated. When we listened to the overhead mics while Allen warmed up, the AT4033 captured a sharp ping from the ride, while the C414 reproduced a tight, bright sizzle from the hi-hat. I liked the definitive stereo spread that the two different mics produced, so I stuck with it. (Engineering Dudley Do-Rights are welcome to go, "tsk, tsk!")

We listened to all the mics individually (via the console's solo function) as Allen continued to bash away, and everything sounded pretty good. Langlois cut 700 Hz and boosted 4 kHz to get a



**To capture a classic guitar roar, a Shure SM57 was positioned six inches off-axis from the speaker cone of a Fender Concert combo amp.**

little more snap from the kick drum (the low-frequency punch was killer), and boosted 7 kHz to get more crack from the snare. The equalization on the overhead microphones was cut at 100 Hz to diminish low-frequency rumble and that was it. All the other channels were left flat.

Miraculously, there were no hardware squeaks or ringing drum tones that required fixing—a laborious process that often adds hours to a drum miking session. The fact that Allen was so well prepared meant we could start setting up the other instruments after only a half hour. This meant that both drummer and engineer avoided getting burned out auditioning and tweaking sounds, which saved valuable mental (and physical) energy for the actual performance.

## 6:30 PM

Thankfully, the rest of the Spanking Violets arrived early, so we didn't lose any momentum afforded by Allen's swift drum set up. The band wanted to play together in the same room—which certainly enhanced the album's "live" concept—but I didn't want a mishmash of signals bleeding into the drum mics.

Isolating Cynthia Smith's bass was easy; Langlois simply took a direct line from her instrument into a Countryman direct box and routed the signal direct to tape. Smith played with a guitar pick, and, to enhance the wonderful midrange growl, the bass signal was squashed with a dbx 166 compressor at a 2:1 ratio with a threshold setting of -10 dB. We played with the EQ for a bit, attempting to improve the timbre, but realized the flat sound was just too good and left well enough alone.



**To maximize low-end response and warmth, condenser mics were used on every drum except the snare, which was miked with a Shure SM57 dynamic.**



**NOW  
APPEARING**  
At a TASCAM Dealer Near You

# DAT MASTER II

THE GREAT SOUNDING SEQUEL



INTRODUCING THE **TASCAM DA-30 mkII**  
STARRING NEXT GENERATION DAT TECHNOLOGY WITH UNBEATABLE  
**TASCAM QUALITY AND DURABILITY**

INTRODUCING ADVANCED CONVERTER TECHNOLOGY FOR INCREDIBLE SOUND

FEATURING A DATA/**SHUTTLE WHEEL** FOR HIGH SPEED CUEING  
AND EXTREMELY **FAST LOCATING** AND PROGRAM ENTRY

**BALANCED AND UNBALANCED ANALOG** INPUT AND OUTPUT  
PLUS AES/EBU & S/PDIF DIGITAL I/O

AND A **BUILT IN PARALLEL PORT** FOR CONTROL I/O FROM EXTERNAL EQUIPMENT

AND IT'S ONLY **\$1,499\***

IF YOU LIKED IT BEFORE, THE SEQUEL WILL BLOW YOUR MIND. THAT'S RIGHT. IT SURPASSES THE ORIGINAL DA-30. WITH AUTOMATIC CALIBRATION, MULTIPLE SAMPLE RATE SUPPORT, SCMS FREE WITH SELECTABLE COPY ID, AND LONG RECORD TIME FUNCTION FOR DOUBLING PLAYBACK TIME OF STANDARD TAPE, THE DA-30 mkII IS THE BEST VALUE IN A DAT MASTERING DECK ANYWHERE. IT'S PLAYING AT A DEALER NEAR YOU — GET THERE AND EXPERIENCE THE EXCITEMENT OF THE TASCAM DA-30 mkII.

## TASCAM

Take advantage of our experience.

**DAT**

The DA-30 mkII is intended for mastering audio tracks. It is the successor to the original DA-30 which is the standard mastering "DA" deck for production studios worldwide.

For information and specs  
via fax call 800-827-2266  
and request document #2330





# Rock it Your Way!



All trademarks are property of their respective manufacturers. • CBX Extension required. • TDM Extension required

## Logic

Every musician has his own style of making music. That's why we created our 4th generation MIDI and digital audio recording software, LOGIC and LOGIC AUDIO. The amazing flexibility of the LOGIC system allows you to customize the interface to match your personal style of composing, editing and recording music. Design your own virtual studios, mixing desks and editors or make use of the powerful environment set ups that come with Version 2.5. And now, learning LOGIC is easy, because Version 2.5 ships with a brand new manual that was edited by American musicians. LOGIC AUDIO 2.5 is the only program that allows for the simultaneous use of digital audio hardware from different manufacturers like Digidesign™ (ProTools), Yamaha™ (CBX-series)<sup>1</sup> and Apple™ (Soundmanager). You can fully automate all parameters of all your Digidesign TDM Plug Ins<sup>2</sup> and you can also expect the entire range of LOGIC programs to be running in 100% PowerPC native code by this summer! If you want to know more about the LOGIC and the LOGIC Extension series or any other EMAGIC product, just contact your dealer or give us a call.

**EMAGIC Inc.**  
24 hour Product Information:  
916 - 477 - 1053  
phone: 916 - 477 - 1051  
fax: 916 - 477 - 1052

**EMAGIC**  
**This Way You Can.**





The two guitar amps used by vocalist/rhythm guitarist Chase and lead guitarist Ricc Sandoval posed a potential leakage problem. Sandoval said he didn't need to stand next to his amp—he was comfortable monitoring solely through headphones—so we moved his Fender Concert out into the studio hallway. Once again, the Spanking Violets' professionalism made sound sculpting ridiculously simple. The tone blasting straight out of Sandoval's amp was rough, ready, and perfect. There was no obnoxious hum, annoying buzz, or butchered frequency response. Langlois simply placed a Shure SM57 approximately six inches from the speaker cone, and slightly off-axis. This position captured just enough room ambience to animate the guitar tone, while maintaining Sandoval's stark, dusty timbre.

Chase, however, was more comfortable standing next to her Roland Jazz Chorus amp. This meant the amp would be in the main studio, spewing sound all over the drums. To minimize leakage, we moved two baffles in front of the amp to prevent direct signal bleed into the drum mics. Isolation wasn't ideal, but the signal bleed wasn't tragic. When we soloed the drum overheads and toms, we heard just a slight jangle from Chase's amp. (Luckily, she played a semiacoustic guitar that produced a clean tone and didn't crank up her volume.) As with Sandoval's amp, a Shure SM57 positioned slightly off-axis to the speaker cone produced the best sound.

An important thing to remember here is that a key factor of making good records is keeping the artists comfortable. Their performance is what makes a record special, *not* EQ tweaks or pristine sonics. In Chase's case, I'd gladly welcome a few guitar "ghosts" into the overhead drum tracks if having the amp in the room helped her deliver a passionate performance. After all, everything gets mixed down to two tracks anyway, and many classic recordings have enough signal bleed to turn your speakers crimson. Heck, Phil Spector elevated leakage to an art form!

However, I *was* relieved that the Spanking Violets were so well rehearsed that they didn't need a scratch vocal for arrangement cues. Chase's vocal style is pretty aggressive, and I didn't relish having her guitar *and* voice leaking into the drum mics. Vocal bleed can be annoying, because it's often audible behind the final lead vocal track. Ghost voices can produce a slapback effect that's nearly impossible to hide, and, in a worse-case scenario, the scratch vocal may contain incorrect lyrics that clash with the actual performance. (If you want to know how this sounds, listen critically to some Doors songs—Jim Morrison was often too drunk to care about singing the same words when doubling his vocal tracks.)

### 7:30 PM

After the microphones were positioned, we had the band run through the song to set accurate recording levels. It seems that whenever the "Record" light goes on, musicians play substantially louder than when they're giving you preliminary sound levels. Of course, we recorded everything—even the tests—just in case an incendiary performance occurred unexpectedly. ADAT tape is cheap, so don't be afraid to record each and every time the musicians make a sound.

During the run-throughs, we decided to tweak a few things. I wanted the guitars to sound more aggressive, so Langlois compressed them at a 2:1 ratio with a -5 dB threshold using the Symetrix 425. The processor was split into its dual function, giving each guitar dedicated compression controls. We left Chase's guitar flat, but Sandoval's tone lost a hint of brightness. To compensate, we boosted 7.5 kHz by approximately 4 dB, then decided to add a little more shimmer by boosting 10 kHz about 2 dB.

Before we began actual tracking, we had the band relax while we listened to some of the run-throughs. We auditioned the tracks at several different volume levels to critically check for overall clarity and tonal integrity. Even at extremely low volumes, everything sounded transparent and punchy. Louder monitoring levels were blissful; the kick rumbled like a Panzer, the snare cracked like thunder, and the toms sounded like cannons. Of course, the guitars and bass sounded wonderful, too. It was time to track.

### 8:00 PM

As I've said before, every aspect of the session was made easier by the Spanking Violets being so professional and well rehearsed. But I still wasn't prepared for how fast we got the take. Langlois pushed Record twice, and we were done. I mean it. Two takes and we had a basic track.

The band unleashed an energetic, rowdy performance that perfectly captured the whimsical intensity of The Sensational Alex Harvey Band. Although Allen opted not to use a click track, the tempo was absolutely locked down. Smith's bass line was freeze-dried to Allen's kick, making for a killer groove thing, and the guitars slashed and burned. There was nothing more I could ask for.

### 8:20 PM

Sandoval played all his solos and rhythm parts live, but he wanted to add a few more riffs at the song's conclusion to energize the final chorus. For this track, Langlois moved the SM57 back a foot or two to capture some more room tone. The adjustment produced a brighter, more open timbre than the main guitar track, which seemed appropriate for a rip-roaring solo at the final fade out. Sandoval nailed the solo in one take. It took longer to adjust the mic than it did to record the track.

### 8:45 PM

I rarely record final lead vocals at basic tracks sessions, but I wasn't complaining. The freshness and immediacy of

## TRACK SHEET

- 1 kick
- 2 snare
- 3 rack tom 1
- 4 rack tom 2
- 5 floor tom
- 6 left drum overhead
- 7 right drum overhead
- 8 outro guitar solo
- 9 Chase's rhythm guitar
- 10 Sandoval's guitar
- 11 lead vocal
- 12 doubled lead vocal (bridge)
- 13 mob vocals, left (chorus)
- 14 mob vocals, center (chorus)
- 15 mob vocals, right (chorus)
- 16 bass





"Rock 'n' Rool" was certainly enhanced by the speed at which the Violets blazed through their parts. To really blow the track through the roof, however, Chase's vocal performance would have to be just as energetic and uninhibited as the rhythm section. So it didn't seem

like a good idea to put up a windscreen and instruct Chase to keep her lips six inches from the microphone. While this approach yields a consistent recording level and vocal timbre, it was obvious that Chase's dynamic personality shouldn't be shackled by rules and regulations. In other words, she needed room to move.

We put Chase in our vocal booth, placed an AKG C414 approximately two feet in front of her, and raised it slightly above her head. (I selected the C414 because it's sensitive enough to

capture a robust and extremely present vocal timbre, even when placed a few feet from the singer.) The polar pattern was set to cardioid and the diaphragm was angled towards her mouth. We asked Chase to forget about the mic and just sing. She could turn her head, mouth, and body any way the feeling moved her. Amazingly, her voice sounded full and present, even though the mic was effectively hanging in the air. The subtle timbral changes that occurred when she turned off-axis to the mic only served to enhance her performance dynamics and phrasing.

After a few EQ experiments during level tests, we decided to record the vocal flat. We compressed the track with the dbx 166 at a 2:1 ratio and a threshold of -5 dB. To diminish sibilance, we inserted dbx's 253 de-esser into the input module with the target frequency set to 8 kHz, the processing type to "broad band," and the processing level slider at its midpoint.

#### 9:15 PM

Once again, we didn't earn our money on the tracking phase. Chase delivered a wonderfully schizophrenic vocal in one take. (Yes, that's *one* take.) Her voice leaped from demonic to macho to baby doll-like, acting out each nuance of Harvey's stream-of-consciousness lyrics. It was an unexpected reading, but brilliantly conceived and perfect for the song.

Chase listened to the playback and asked if she could sing the second verse again. Of course, she nailed it in a single take and improved upon the original reading. She also tried doubling her lead vocal, but the unison part interfered with the divine phrasing and timbre of the original performance. We opted not to erase the track, however, because the doubled vocal added a silky, sensual quality to the song's bridge.

#### 10:00 PM

Now that the serious work was over, it was time for some fun. The final chorus of "Rock 'n' Rool" is a drunken mantra of "We're gonna rock, we're gonna rock, we're gonna rule," that cries out for completely over-the-top, mob vocals. The entire band, including engineer Langlois, was stuffed into the vocal booth and a single C414 microphone was positioned five feet above their heads.

## Goodbye, Mike.

Say goodbye to amp-miking hassles.

Over 40,000 enthusiastic Red Box users world-wide already have. Now available at music stores across the United States, the Red Box has been changing the way we think about getting great guitar amp sound, both live and in the studio.

The Red Box's special Cabinet Simulator circuitry lets you go direct from your guitar amplifier Line Out or Speaker Out into your stage or studio mixing console, with no miking hassles and no signal loss. Only full, rich cabinet sound.



The new Red Box Mk III is even more convenient. Still costing less than a decent microphone and mike stand, the Mk III can now run on phantom power, and can switch between a 4 x 12" closed-back or 2 x 12" open-back combo sound. Still offers the same benefits: easy setup and no phase cancellation, bleed-through or mike-placement worries. Just the rich, warm sound of your amp and cabinet.

Red Box, Red hot. Your hot line to the heart of your music.

For more information, contact your local dealer, or call us for a free catalog at Hughes & Kettner, 1-800-HK AMPS-1 (800-452-6771).

**Hughes & Kettner**  
Technology of Tone



# THEY SHOWED US THEIR MACKIE MIXER

This is a tiny fraction of the mailbags of photos we've received from Mackie mixer owner's lately. All we did was place an eeny weeny ad that read "Show Us Your Mackie" in the back of a few magazines. The response was incredible. 1000's of snapshots of Mackie owners from around the world. Call us toll-free for a complete information packet on our compact mixers and 8•Bus consoles. You'll learn why no other mixer manufacturer could ever get the kind of enthusiastic response that we did



Bing Wang  
Monterey Park, CA



Dirk Mahabir  
PCPA Theaterfest  
Santa Maria, CA




Doug Deden, Omaha, NE




Ebonie Moon Records  
Modesto, CA



Jim Perry,  
Watermelon Wasteland Studio,  
Hope, AR



Desiree Tallman  
Torrance, CA



Bernard Bangley,  
Lynchburg, VA




Randy Mason  
Philadelphia, PA



Pamela Watkins,  
Castle Hayne, NC



Felice Saracco  
Scarsdale, NY



Rodney Amos  
Lafayette, IN

# MACKIE™

16220 Wood-Red Road NE • Woodinville WA • 98072 800/898-3211 206/487-4337  
mackie.com • Outside the US, 206/487-4333 • Represented in Canada by S.F. Marketing 800/363-8855



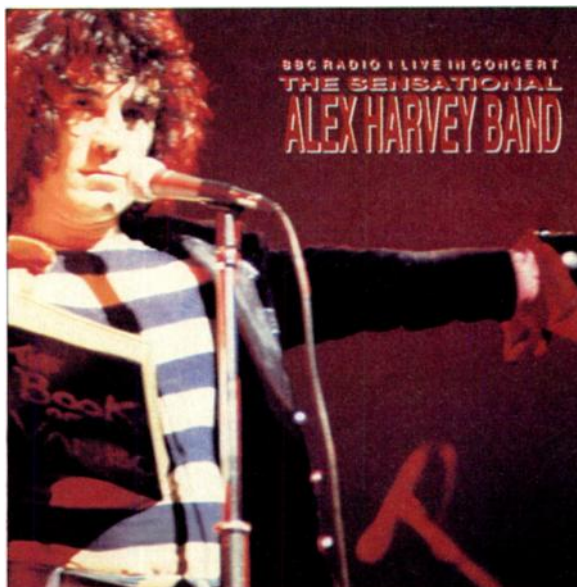


For the first pass, I set the polar pattern to omnidirectional and had the five singers encircle the microphone. The signal was compressed through the dbx 166 at a fairly conventional setting of a 2:1 ratio and a -10 dB threshold. The chorus chant was completed in one perfect, sloppy take. Then, I had the singers change positions, increased the compression to a hefty 4:1 ratio, and double-tracked the chant. But I wasn't finished yet. Next, I switched the microphone's polar pattern to a figure-8, increased the compression ratio to a brutal 10:1 (with a -20 dB threshold), and *triple-tracked* the mob. When the three unison vocal tracks were combined—one panned left, one panned right, and one center—the chant exploded with the brash roar of a stadium cheer. It was the perfect effect for the song's finale.

#### 10:10 PM

Recording the three background vocal tracks took just ten minutes. After that, we listened to the song from start to finish and agreed that nothing else was needed. Any additional overdubs or sweetening parts would be superfluous. (Here's another tip about making records: Know when to quit!) A little more than four hours after opening the studio door, "Rock 'n' Rool" was in the can. My wife couldn't believe I was home in time to watch *Lovejoy* with her! (She's usually hours into her dreams when I finally stumble home.)

But speed has its benefits when the band is good enough to slam down some ripping tracks. I still feel the excitement and energy of the session every time I listen to "Rock 'n' Rool."



The man himself: The late, great "sensational" Alex Harvey.

The Spanking Violets delivered the certified party song of the SAHB tribute.

EM Editor Michael Molenda is currently producing a Paul Revere & the Raiders tribute album.

## SERIOUS ORGAN!

The new Voce V3 is the module that professional organists have been asking for and are now raving about.

Why? Because 91 oscillators (or digital tone wheels)

allow the V3 to respond to remote MIDI drawbars

in real time. You can use Voce's MIDI Drawbar controller

or any other MIDI continuous controller to send draw-

bar changes. Our highly rated rotating speaker simulator "SPIN" is

built in, as is our new simulated "tube" overdrive circuit. There are 128 user patches easily programmable via back-lit LCD display. The V3 has stereo outputs,

a rear panel effects loop, and foot pedal inputs for expression and rotating speaker control.

You can even connect it directly to a real rotating speaker (model 122 only).

And, just like the real B-3, the V3 is tone generator based. There is no polyphony limit and no equal to its realism, except the 400 pound cabinet.

*The V3 "pays the rent" while you leave the furniture at home. Instruments by musicians for musicians.*

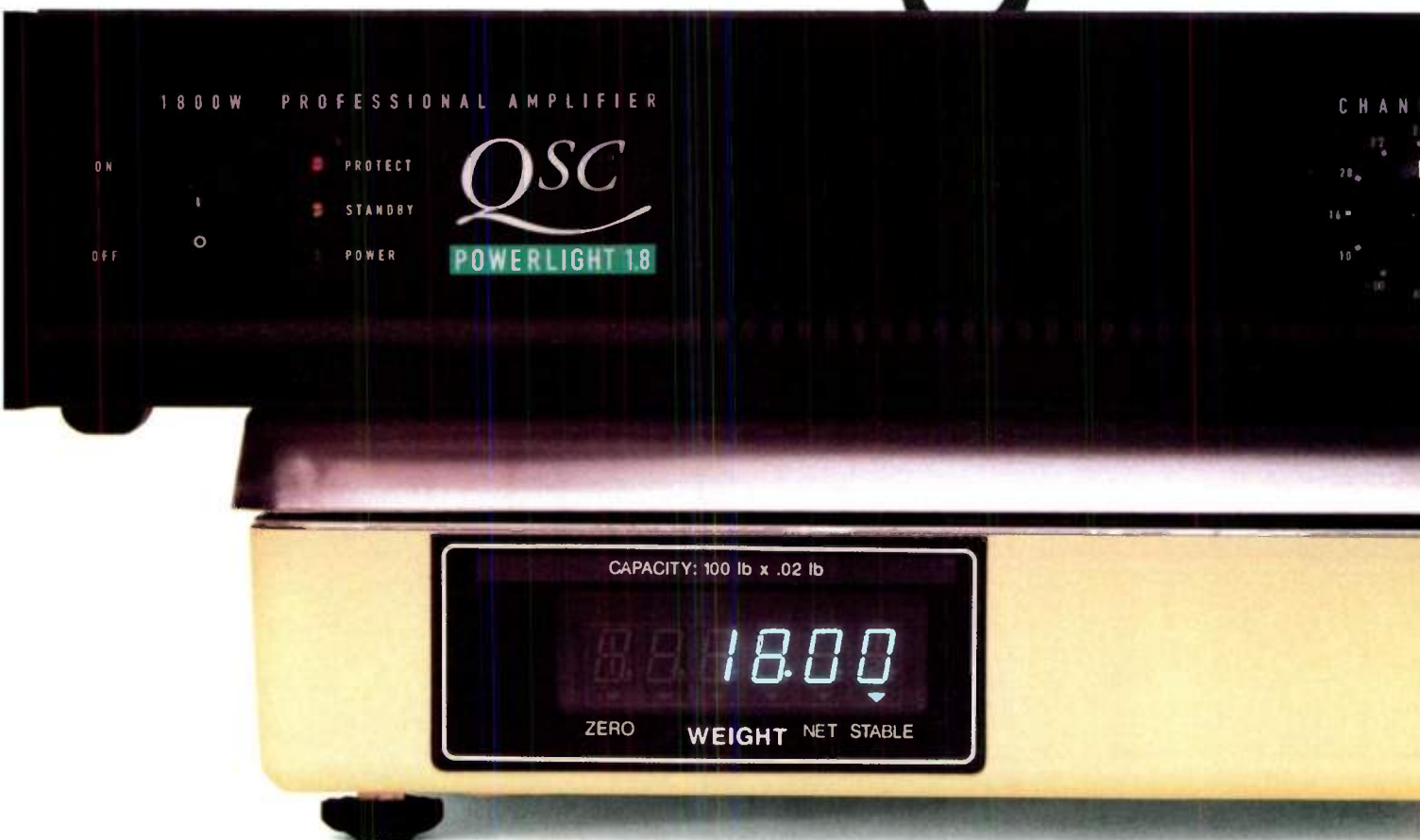
**VOCE**

111 Tenth Street, Wood-Ridge, NJ 07075 Tel: (201) 939-1995 Fax (201) 939-6914





# PowerLight.



## Uncompromised Performance In A Light Amp.

The new PowerLight™ Series of Professional Amplifiers from QSC are the first light amplifiers to deliver performance uncompromised by lightweight technology.\*

PowerLight Amps sound incredible, especially on the low end, due to advanced power regulation and "loss-less" switching. They work reliably under grueling road conditions with QSC's rock-solid, drop-tested construction and the best protection circuitry available. And, with unequalled thermal capacity, PowerLight amps deliver excellent 2 ohm performance.

Three models are available. PowerLight™ 1.0, 1.4 and 1.8—1000 watts, 1400 watts and 1800 watts respectively (at 2 ohms, both channels driven). Each amp weighs in at only 18 lbs.

LOAD IMPEDANCE	PowerLight 1.0	PowerLight 1.4	PowerLight 1.8
2 OHM*	500 Watts	700 Watts	900 Watts
4 OHM**	300 Watts	500 Watts	700 Watts

\*1 kHz, 1% THD, TYPICAL. \*\*20 Hz to 20 kHz, 0.1% THD

Each amp is covered by QSC's 3 Year Warranty\*\* and highly efficient service department.

We always believed that the promise of switching technology should be more than lost weight. So we made high performance a mandate. Groundbreaking amplifiers are the result. High quality sound. High reliability. Very low weight.

If you've been waiting for a light amp without compromise, see the PowerLight Series at your QSC Dealer, or call 714-754-6175 for a free brochure.

Your wait will be rewarded.

**QSC®**  
A U D I O

\*The high performance of PowerLight Amplifiers is due to QSC's PowerWave Switching Technology™. \*\*A total of 6 years coverage is available for PowerLight Amplifiers with QSC's exclusive 3 Year Extended Warranty. PowerWave Switching Technology is a trademark and QSC is a registered trademark of QSC Audio Products, Inc. 1675 MacArthur Blvd., Costa Mesa, CA 92626 USA 714-754-6175 Fax 714-754-6174



# OnLine JuKe



*I got my synths all smokin'  
My hard disk's almost full  
But no one's here to jam with me  
Which makes it mighty dull  
I got my modem workin'  
To beat those isolation blues!*

—MIDI Waters,  
"The Isolation Blues"



Subscribing to a commercial online service  
cures those ol' isolation blues.

# JoinTs

Electronic musicians enjoy unprecedented musical freedom. We can compose and record entire albums and soundtracks without any help from other human beings. However, this freedom comes at a hefty price: Working in isolation can hinder creativity and seriously distort our musical perception. Interacting with other musicians is vital to the creative process; it tends to expand our consciousness and lead to new ideas that would otherwise remain undiscovered.

Fortunately, many electronic musicians own a computer, which provides a great way to beat the isolation blues. Simply add a modem

to your rig and join one of the many online services where other musicians hang out. These services offer a wealth of information and resources, both musical and otherwise. But most importantly, they offer the opportunity to interact with other musicians who share your musical tastes and penchant for technology.

To help you decide which online service is best suited to your needs, we offer this comprehensive guide. Most of the services listed here are national in scope, with local-access phone numbers in most areas of the country. However, a few of the listings are actually sophisticated bulletin-board systems (BBSs), which typically offer dialup phone numbers that are local to the service, not the

By Scott Wilkinson

Photo/Digital Imaging by David Bishop





# Online Juke Joints



user. For example, the Open Music Network is located in the San Francisco Bay Area, and its dialup number is in the 415 area code.

In most cases, user-local access numbers are provided by one or another dialup network, such as Sprintnet, Telenet, and/or Tymnet. (Telenet should not be confused with telnet, which lets you access various systems on the Internet.) Contact the online services for more info on how to access their system using these networks. Some services have established their own dialup network and/or points of presence (POPs) at various locations around the country, and a few offer an 800 dialup number. This entry also indicates the maximum baud rate you can use to access the systems.

Each online service charges something for using its system. In all cases, this includes a monthly fee, which entitles you to a certain number of hours during the month. Additional hours are billed separately. Many services offer a free trial period, which lets you get acquainted with their offerings.

Perhaps the most important information is the list of music-related areas offered by each service. Many manufacturers, record labels, and magazines also maintain a presence on one or another online service.

Most services offer the opportunity to engage in "conversations" or "chats," in which several people type messages at each other in real time. Many chats are held on a regular weekly or monthly schedule, and some include celebrity guests.

Virtually all online services offer various files for downloading. Of particular interest to musicians are synth patches, samples, digital-audio files, sequences, music-related applications and utilities, product information and reviews, and pertinent articles. The types of musical download files offered by each service are listed in the table.

The national services all provide access to the Internet, which lets musicians explore the vast resources available there. Some services provide text-based access, while others offer

graphic, icon-based access. In addition, they offer various Internet resources. (See "Cruising the Internet" in the April 1994 *EM* and "Magical Mystery Tours" in the October 1994 issue for more on the Internet.)

## AMERICA ONLINE

You've probably seen or received at least one copy of America Online's free front-end software for Macintosh or Windows. (I've received at least ten copies via snail mail or packaged with various magazines!)

This software lets you join AOL and try it out for ten hours free of charge. Apparently, flooding the market with these disks works; AOL's membership now exceeds two million.

After starting operation in 1985, AOL has formed strategic alliances with companies such as IBM, Apple, NBC, Time-Warner, the *New York Times*, and CNN to bring a wide variety of information to their members. Major areas include news, entertainment, personal finance, travel services, shopping, computing, newsstand (online magazines and newspapers), education, reference desk, kids services, and sports. In addition, there are many SIGs and real-time chat "rooms."

**EM** maintains a strong presence on AOL. To reach us, use Taxi to go to the Musicians' Message Center, where we feature two conferences: Electronic Musician and Mike Molenda's Production Notes. We can also be found in the Composers' Coffeehouse. Navigate to Composers' Messaging, then to Songwriting and the Business, and finally to Producers' Forum, which is moderated by our editor, Michael Molenda. If you want to send us e-mail, address it to [emeditor@aol.com](mailto:emeditor@aol.com) from elsewhere on the Internet).

## COMPUSERVE

CompuServe Information Services (CIS) started offering excess processing time and storage on a business mainframe to personal-computer users way back in 1979. Since then, its ranks have swelled to over



CompuServe's front-end software provides graphic access to the entire service, such as the Music Industry Forum.

three million members. Like AOL, CompuServe offers free graphic front-end software for Macintosh, DOS, Windows, and OS/2 (although they are not as aggressive as AOL in their distribution; I've received only one copy of the software via snail mail). Unlike most online services, CompuServe members must use a series of five numbers followed by a series of three or four numbers as a user name, which makes it more difficult to remember.

As one of the oldest and largest national online services, CompuServe offers a wealth of information, including news, weather, sports, travel services, shopping, money matters and markets, entertainment and games, hobbies, health, family issues, and a huge reference section with over 850 databases. Of course, there are also many SIGs and real-time chat areas. In addition, CompuServe offers both text-based and graphic access to the Internet.

## DELPHI INTERNET

Delphi Internet began its life as General Videotex Corp. in 1981. It is a



The Music Universe is eWorld's gateway to its many music resources.



# FINALE

THE ART OF MUSIC NOTATION

Now Available  
For Power Macintosh

**Now Available:  
Finale 3.0 for Windows!  
Finale 3.2 for Macintosh!**

## BEYOND COMPARISON

**"This is the finest notation  
software available."**

**"The new standard against  
which all other music  
notation programs must  
be judged."**

**"A tour de force!"**

## FINALE

**The ultimate music  
notation software.  
To learn more, call:**

**1-800-843-2066 Ext. 304**



CODA MUSIC  
TECHNOLOGY



# Online Juke Joints



member of the News Corporation family, which also includes 20th Century Fox Films, FX Cable Network, Fox Broadcasting Company, HarperCollins, TV Guide, British Sky Broadcasting, and Star Television. Major topic areas include news, weather, sports, travel, education, entertainment (including real-time, multiplayer games), computer support, and financial information, as well as many SIGs and chat areas. Delphi offers complete text-based access to the Internet as well.

Later this year, Delphi Internet intends to introduce a new, graphic user interface and greatly expanded content. The new, "third-generation" interface is based on a totally open, standards-based platform, and it will provide audio and video as well as hyperlinking capabilities and graphic In-

ternet access. The entire service will look just like a Web site.

## EWORLD

As the new kid on the national online block, eWorld was started by Apple Computer in 1994 and has already grown to include 80,000 members. Major topic areas include Arts and Leisure, Learning Center, Computer Center, Business and Finance, Marketplace, Community Center, and Newsstand. Each of these areas includes many SIGs and chat rooms. In addition, eWorld offers full graphic access to the Internet.

As you might expect, the majority of eWorld's musical information is found in the Music Universe, which is found in the Arts and Leisure area. In the upcoming months, eWorld plans to expand the Music Universe in several ways. The Gear Up section currently offers multimedia toolkits,



The PAN Messenger front-end software automates all activities on the service.

graphics, and videos in addition to sounds, sequences, and drum loops. A new Music Expo section will feature product information and support for equipment and software directly from manufacturers. By this summer, live chats will include regular meetings for specific types of musicians (guitarists, drummers, etc.) and anyone interested in specific types of music (blues, rock, etc.).

EM also maintains a presence on

# Multi-Port MIDI Support



professional MIDI interface for all IBM compatibles

### Maximum MIDI

- ✓ 8 x 8 MIDI interface, 128 channels in & out
- ✓ True non-multiplexed multi-port operation
- ✓ Printer port connection allows use with desktop and notebook PCs

### Superior SMPTE

- ✓ Bullet-proof operation
- ✓ Syncs to / generates all SMPTE formats
- ✓ Adjustable freewheel
- ✓ Automatic regeneration
- ✓ Selectable output level

### Patchbay Power

- ✓ Standalone patchbay operation without PC
- ✓ Powerful matrix-based port routing & filtering
- ✓ Push-button program selection, SMPTE-MTC sync & generation

### Windows Aware

- ✓ Works with all Windows MME MIDI applications
- ✓ Control applet simplifies setup and programming
- ✓ Multi-client driver allows concurrent access by multiple programs

MIDIENGINE **8Port/SE**™

**Music Quest**™  
1700 Alma Drive Suite 330 Plano, TX 75075 USA Phone: 214 881-7408 Fax: 214 422-7094

call toll-free, USA/Canada: **1-800-876-1376**

Music Quest, MIDIENGINE, and 8Port/SE are trademarks of Music Quest, Inc.



# THE BIG



The world's best studio monitors are like a picture window. If they perform with accuracy and transparency, you'll not only hear the mix, you'll see it. The new **Alesis Monitor Two™ Studio Reference Monitors** do just that.

Their sonic character was modeled after our TEC Award-winning Monitor One™, so you can mix on either speaker, in any size room, and get the same results. The difference? The Monitor Twos create a larger sound field, the sweet spot is bigger, bass response is deeper, and power handling is greater.

Our design team's 35 years of experience has produced a remarkable crossover design with super-low phase and amplitude distortion. This unique asymmetrical network combines 2nd and 3rd order filters with crossover points at 1.5kHz and 5kHz. And to top it off, a new silk-dome tweeter delivers sweet, natural sound without the harshness that produces ear fatigue. So you can do

marathon mixes and still make decisions that translate.

Monitor Twos are perfect for near to mid field monitoring in project studios, mixing suites, and even large control rooms. Or put them in your personal studio to make it sound virtually cinematic. Their combination of civilized size and serious muscle is due to our exclusive SuperPort™ bass venting technology that delivers accurate low end transients equal to much larger, more expensive systems. In fact, the Monitor

Twos cost less than some near field monitors. Which makes the case for owning them, sort of...full bandwidth.

Award winning design team, 40Hz - 18kHz frequency response, 200 watt peak power, mirror-image sets, fun to touch non-slip rubber laminate on the cabinet, and a lot more. For mixes you can see. The Monitor Two is at your Alesis dealer now.



For more information about the Monitor Two, see your Authorized Alesis Dealer or call 1-800-5-ALESIS.

Monitor Two, Monitor One and SuperPort are trademarks of Alesis Corporation. TEC Awards are presented by the Mix Foundation for Excellence in Audio.

Alesis Corporation 3630 Holdrege Avenue Los Angeles CA 90016 1-800-5-ALESIS ALECORP@Alesis1.usa.com





# Sonic Boom



*"(Sound Forge)  
consistently  
performed in a rock-  
solid, glitch-free  
manner."*

*- Jim Aikin,  
Keyboard, May 1995*

*"Sound Forge  
succeeds in making  
itself the first truly  
complete professional  
sound editing system  
for Windows."*

*- Macromedia User  
Journal, March 1995*

*"This is what great  
software is all about."*  
*- Electronic Musician,  
May 1995*

*"Sound Forge is a  
cool and full-featured  
program that's  
definitely a useful  
addition to any digi-  
head's toolbox"*  
*- EQ, April 1995*

*"Sound Forge is so  
well written, so well  
documented, so  
powerful...it nearly  
brought tears to my  
eyes!"*  
*- Seth Ritter,  
The Computer  
Program*

## Sound Forge Blasts the 16 Bit Barrier

Introducing Sound Forge for 32 Bit Windows™ – digital sound editing for Windows, Windows NT™, and Windows® 95 operating systems. Now all the features users have valued in Sound Forge are also available in a powerful new 32 Bit Windows version. Sound Forge for 32 Bit Windows is a full-featured sound editor intended for power hungry musicians, sound designers and multimedia developers seeking the performance benefits provided by high end 32 Bit Windows operating systems.

This true 32 Bit flat model version of Sound Forge provides increased performance along with all the features available in the 16 Bit version. Both versions are unrivaled in power, making Sound Forge the most comprehensive digital sound editor for Windows.

**For more information call Sonic Foundry  
at 1 800 57 SONIC (577 6642)**

S O N I C



F O U N D R Y

100 South Baldwin, Suite 204, Madison, WI 53703, Tel: (608) 256 3133 Fax: (608) 256 7300, CompuServe: 74774,1340 or GO SONIC, Internet:sales@sfoundry.com  
Sound Forge and Sonic Foundry are trademarks of Sonic Foundry, Inc. Other products mentioned are trademarks of their respective manufacturers.





# Online Juke Joints

eWorld. To find us, navigate to the Music Universe, then to Gear Up, and finally to Electronic Musician.

## GENIE

GENIE started in 1985 as an offshoot of GE Information Services. There are over 150 "RoundTables" that address a wide variety of interests. Each RoundTable includes a bulletin board, real-time conference, and software library. Major topic areas include news, sports, computing, hobbies and leisure, professional issues, games, small business, and research databases.

Both music-related RoundTables offer a complete ASCII magazine called *Hi-Tech Home*. The Music RoundTable is currently working on a complete overview of Frank Zappa's albums on the Rykodisc reissue program.

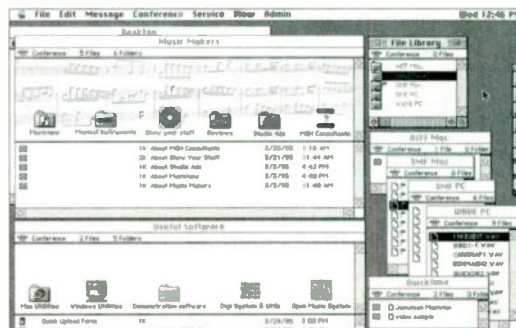
Recent developments include a

graphic user interface (GUI) and a streamlined pricing structure, in which the prime-time surcharge has been reduced by 75% to \$2/hour. In addition, GENIE now offers full text-based Internet access with special Internet "launch pads" and an Internet Education Center for newbies.

## OPEN MUSIC NETWORK

The Open Music Network (OMN) is actually a BBS, rather than a full-blown national online service. However, it's an important resource for electronic musicians all over the country. Started in 1994 with funding from Opcode, it became fully operational in the second quarter of 1995. It now includes 500 subscribers, and its content is entirely music-related. OMN uses SoftArc *First-Class* software, which provides a GUI for those who have their front-end client software.

As of this writing, OMN offers eight dialup phone lines in the 415 area code (San Francisco Bay Area). By the time



The Open Music Network offers lots of useful information and software for musicians.

you read this, however, OMN should also have TCP/IP access, which will allow access from elsewhere on the Internet. It will also offer an ftp site ([ftp ftp/pub/omn](ftp://ftp/pub/omn)), from which you can download OMN's client software, and a Web site (<http://www.omn.com>).

## PAN

The PAN Network is the only national online service devoted exclusively to music-related topics. Started in 1981, PAN has 3,000 members in over 40 countries and thousands of downloadable music files and programs. Currently, the user interface is of the text-based, command-line type. Full text-based Internet access is available now, and graphic access should be ready by this summer.

Like other online services, PAN offers free front-end software for Macintosh, DOS, and Windows. However, it also offers some unique services. For example, FaxScan broadcasts nightly faxes of new postings to members of particular forums. If you subscribe to PANScan, you receive a floppy disk via snail mail every month with all newly posted messages on all nonprivate forums during the previous month; this is great for busy professionals who don't have time to log on regularly. Thanks to the PANuities plan, members who upload files receive \$1 off their monthly bill each time the file is downloaded. This discount accrues each month.

Of course, EM maintains a presence on PAN; you can find us in the Sigs and Usergroups area (which is also known as Synth/PAN Alley). You can send us e-mail at [emeditorial@pan.com](mailto:emeditorial@pan.com) from elsewhere on the Internet). In addition, EM readers can join PAN without the normal \$250 signup fee (see sidebar, "PAN Signup").

## PAN SIGNUP

EM readers are a special breed. For one thing, you can join The PAN Network without paying the normal \$250 signup fee. PAN can be accessed with a local call from over 900 cities and 75 foreign countries via Telenet, Tymnet, or Internet. Here's how:

**1)** Dial your local Telenet or Tymnet access number. If you don't know the number, call Telenet at (800) 877-5045 or Tymnet at (800) 336-0149. You can also use the direct dialup number at (617) 576-0862. If you are in Europe, obtain an NUI from your country's PTT office.

**2)** Depending on your method of access, do the following once you have connected:

Direct: <CR><CR>

Internet: telnet pan.com

Telenet: <CR><CR><CR>

At the "@" prompt, type "C PAN" (If you dial in at 2400 baud, type "@D" when you first connect)

Tymnet: "O" (without the quotes)

At the "Please Login:" prompt, type "PAN"

Overseas: PAN's International Host ID number is 311061703093. If that number doesn't work, the backup number is 310661703088. In some countries, this number may be preceded or followed by a zero. Please consult your local PTT office for details.

**3)** At the "Username:" prompt, type "PANJOIN"

**4)** At the "Password:" prompt, type "EMSIG"

You will then be welcomed to PAN's Online Signup area and prompted for billing information required to set up your PAN account. During the signup process, you will be asked to specify a username and you will be given a temporary password, which you can change at any time. If you have any questions, please contact PAN at (610) 584-0300; fax (610) 584-1038.



# ONLINE SERVICES

Service	Access	Cost	Music Areas	Manufacturer Areas
<b>America Online (AOL)</b> Tel.: (800) 827-6364	Sprintnet  AOL Network in beta testing  800 dialup in near future  Max. baud rate = 28.8K	10 hr free trial  \$9.95/mo for 5 hrs; \$2.95/hr thereafter  No charge for e-mail, downloads, storage	RockLink Music Message Center Grateful Dead Woodstock MTV Sound, Studio, & Stage Taxi (A&R) Mac Music & Sound PC Music & Sound Composers Coffeehouse Creative Musicians Coalition Music Programmers Industry Connection Software Libraries	Advanced Gravis Articulate Systems Coda Digital Eclipse Dynaware Electronic Courseware IBVA JLCoper Kurzweil Macromedia Opcode Passport True Image Audio
<b>CompuServe Information Services (CIS)</b> Tel.: (614) 457-8600 Fax: (614) 457-0348 E-mail: 70006.101@compuserve.com Telnet address: compuserve.com World Wide Web URL: http://www.compuserve.com	Datapac Sprintnet Tymnet  800 dialup available for \$6/hr  Max. baud rate = 14.4K (28.8K by 4/30/96)	\$9.95/mo for unlimited access to basic services plus 3 hrs of Internet access  \$4.80/hr for extended services (inc. music forums)  \$2.50/hr for Internet services (after 3 free hrs)  Internet Club (\$24.95/mo for basic services plus 20 hrs of Internet access; \$1.95/hr thereafter)	All Music Guide (AMG) AMG Forum Music Industry Recording Industry RockNet Music/Arts MIDI/Music Sight and Sound Electronic Mall	Music Vendor Forums offer support from many manufacturers
<b>Delphi Internet</b> Tel.: (800) 695-4005 Fax: (617) 491-6692 E-mail: info@delphi.com Telnet address: delphi.com World Wide Web URL: http://www.delphi.com	Sprintnet Telenet Tymnet  Max. baud rate = 14.4K	10/4 Plan (\$10/mo for 4 hrs; \$4/hr thereafter)  20/20 Plan (\$20/mo for 20 hrs; \$1.80/hr thereafter; \$19 signup fee)  \$9/hr surcharge from 6 am to 6 pm Mon.-Fri.  No charge for e-mail, downloads, storage	Alternative Music Singing Bible Music Fandom Music & Audio Big Beat Disc Jockey Eclectic Music City Various Artists	n/a



## Record Label/ Media Areas

Warner Reprise  
  
*Spin*  
*Electronic Musician*

## Regular Real-Time Chats

Many SIGs include  
real-time chat areas,  
e.g., Cyber-Talk in  
Warner Reprise Online  
(Mon. evenings)

See individual SIGs  
for schedule

The Nightclub offers  
real-time conferences  
and chat rooms

Center Stage includes  
four chat rooms, each  
with a capacity of  
5,000

## Download Files

Synth patches  
Samples  
Digital Audio  
Sequences  
Music apps/utils  
Product info & reviews  
Articles

## Internet Access

Graphic

## Internet Resources

e-mail  
listserv  
usenet  
ftp  
telnet  
wais  
gopher  
WWW  
(proprietary browser)

Recording Industry  
Forum includes info  
from many record  
labels

No regular chats

Recent chats have  
included appearances  
by Lou Reed, Thomas  
Dolby, Kenny Loggins,  
Motley Crue, Melissa  
Etheridge, Aerosmith,  
Pat Metheny

Synth patches  
Samples  
Digital Audio  
Sequences  
Music apps/utils  
Product info & reviews  
Articles

Text-based  
Graphic

e-mail  
listserv  
usenet  
ftp  
telnet  
WWW  
(Mosaic available for  
*Windows*; Mac  
version soon; any  
browser will work)

Rykodisc  
Hannibal  
Gramavision

Moody Blues  
(Sun. 10 pm ET)  
JazzTalk  
(Mon. 10 pm ET)  
Beatles  
(Tues. 10 pm ET)  
Alt/Grunge/Indie  
(Wed. 10 pm ET)  
Name That Tune  
(Thur. 10 pm ET)  
Fri. Nite Party  
(Fri. 10 pm ET)  
Music Trivia  
(Sat. 10 pm ET)

Synth patches  
Samples  
Digital audio  
Sequences  
Music apps/utils  
Product info  
(all available in  
Music City forum)

Text-based

e-mail  
listserv  
usenet  
irc  
ftp  
telnet  
wais  
gopher  
WWW  
(proprietary text-  
based browser)



# ONLINE SERVICES

Service	Access	Cost	Music Areas	Manufacturer Areas
<b>eWorld</b> Tel.: (800) 775-4556 E-mail: askeac@eworld.com World Wide Web URL: http://www.eworld.com	British Telecom/MCI Sprintnet  800 dialup for 1st time sign-on  Max. baud rate = 14.4K	10 hr free trial  \$8.95/mo for 4 hrs; \$2.95/hr thereafter  No charge for e-mail, downloads, storage	Music Universe Everyone's a Critic Backstage Pass Gear Up Patch Bay Much Music Ask the Musical Doctor Morph's Outpost	Upcoming Music Expo area of Music Universe will include hardware and software vendor info by Summer 1995
<b>GEnie</b> Tel.: (800) 638-9636 E-mail: feedback@genie.com World Wide Web URL: http://www.genie.com	Telenet Tymnet Sprintnet (\$2/hr surcharge)  800 dialup available for \$6/hr  Hundreds of POPs  Max. baud rate = 9600	\$8.95/mo for 4 hrs; \$3/hr thereafter plus \$2/hr prime-time surcharge (8 am to 6 pm Mon.-Fri. user-local time)  Access to some online areas incurs additional charges  No charge for e-mail, downloads, storage	Music MIDI & Computer Capsule Reviews	Peavey PG Music MOTU KAT Dr. T's Ensoniq EMAGIC Binary Sounds
<b>Open Music Network (OMN)</b> Tel.: (415) 812-3277 Fax: (415) 856-3332 E-mail: paul_buelow@opcode.com World Wide Web URL: http://www.omn.com	(415) 856-0155  8 dialup lines  TCP/IP  Max. baud rate = 28.8K	3-month free trial membership (some access may be limited)  \$9.95/mo for 6 hrs; \$2.50/hr thereafter	Musicians Needed/Avail Studio Ads Musical Instruments Show Your Stuff CD & Tape Reviews Consultants Various MIDI product user groups	Digidesign Opcode
<b>The PAN Network</b> Tel.: (610) 584-0300 Fax: (610) 584-1038 E-mail: pan@pan.com Telnet address: pan.com World Wide Web URL: http://www.pan.com	Datapac Sprintnet Telenet Tymnet  POPs in Boston, Kansas City, London  Max baud rate = 1.44 megabaud	Startup fee varies according to sponsor; \$250 for nonsponsored accounts ( <i>Electronic            Musician</i> readers waive startup fee)  \$15-\$35/mo for 1-5 hrs depending on billing plan  \$3-\$9/hr thereafter depending on billing plan  No charge for e-mail, downloads, storage	Audio Net Personnel Availability Songwriters/Publishers News Music Business Booking Contacts GigBank Legal Advisor Tour Support Promo Hotline Classifieds Various User Groups Synth & MIDI Shopping (retailers)	More than 200 manufacturers



Record Label/ Media Areas	Regular Real-Time Chats	Download Files	Internet Access	Internet Resources
Music Universe and Much Music publish info about a variety of record labels  <i>Electronic Musician</i>	Backbeat Bar 'n' Grill (Sun. 6:30 pm PT)	Synth patches Samples Digital Audio Sequences Music apps/utils Product info & reviews Articles	Graphic	e-mail listserv usenet ftp wais gopher WWW (Proprietary graphic browser)
n/a	Night Owls Musical Cafe (Mon. 10 pm ET) MIDIJam (Fri. 10 pm ET)	Synth patches Samples Digital audio Sequences Music apps/utils Product info Articles	Text-based	e-mail usenet ftp telnet wais gopher WWW (Text-based Lynx browser)
n/a	Schedule changes often; see online calendar	Synth patches Samples Digital audio Sequences Music apps/utils Product info Articles	n/a	e-mail
More than 20 magazines (inc. <i>Electronic Musician</i> )	Music Business (Sun. 11 pm ET) Songwriters' Roundtable (Tues. 11 pm ET) Pro Audio (Wed. 11 pm ET)	Synth patches Samples Digital audio Sequences Music apps/utils Product info	Text-based (Graphic access due Summer 1995, along with SLIP/PPP)	e-mail listserv (receive only) usenet irc ftp telnet wais gopher WWW

# ONLINE SERVICES

Service	Access	Cost	Music Areas	Manufacturer Areas
<b>Prodigy</b> Tel.: (800) PRODIGY	User-local access via Prodigy's distributed network; some sites use Tymnet  Call (800) PRODIGY for local-access number  Max baud rate = 14.4K	10 hr free trial  \$9.95/mo for 5 hrs; \$2.95/hr thereafter  No charge for e-mail, downloads, storage	Music 1 (rock, alternative, punk, pop, blues, etc.) Music 2 (country, jazz, classical, etc.) Music Biz Concerts & Tours Musicians/Songwriters	n/a
<b>SonicNet</b> Tel.: (212) 941-5912 Fax: (212) 343-9445 E-mail: info@sonicnet.com World Wide Web URL: http://www.sonicnet.com	Autonet  (212) 431-1627  Max. baud rate = 28.8K	2-week free trial  \$10/mo for unlimited access  \$1-\$3 artist royalty per online single download	NewStand Tours & Clubs Radio Wares & Tech Info Bands, Records, Labels Byte Me Demo Universe Store Rant Dog Rant Raunch-A-Rama Various topic boards & conferences	n/a
<b>The WELL</b> Tel.: (415) 332-4335 Fax: (415) 332-9233 E-mail: info@well.com Telnet Address: well.com World Wide Web URL: http://www.well.com	(415) 332-6106 (300-2400 baud) (415) 332-8410 (9600-14,400 baud)  User-local access through Compuserve; \$4/hr  Various POPs	\$15/mo  \$2/hr  First 512 KB of disk storage is free; 512 KB to 2 MB is \$5/mo, each additional MB is \$5/mo	MIDI Music Band (private for pro and semipro musicians)	n/a

## PRODIGY

Started in 1990 as a partnership between IBM and Sears, Prodigy's membership has already grown to over two million subscribers. Major topic areas include news, weather, sports, shopping, entertainment, travel, reference databases, finances and investments, small-business and home-office information, kids areas, education, TV, and newspapers. Complete text-based and

graphic access to the Internet is also provided.

There are two music-related Bulletin Boards (BBs) on Prodigy: Music 1 and Music 2. Each of these BBs focuses on different styles of music. In addition, there are areas that concentrate on Music Biz, Concerts and Tours, and Musicians and Songwriters. Prodigy has hosted several large real-time chats with music celebrities in their "Chat Stadiums," which can currently accommodate over 1,000 people; larger stadiums under development will accommodate up to 20,000.

ums," which can currently accommodate over 1,000 people; larger stadiums under development will accommodate up to 20,000.

## SONICNET

For all you "alternaphiles" out there, SonicNet is the ultimate online destination. Started in June, 1994, SonicNet is a BBS dedicated to indie rock and alternative culture with 3,000



Record Label/ Media Areas	Regular Real-Time Chats	Download Files	Internet Access	Internet Resources
n/a	No regular chats; recent chats have included Aerosmith, Jimmy Page, Robert Plant, Peter Gabriel  "Chat Stadiums" can accommodate over 1,000 people in real time; new Stadiums will accommodate up to 20,000	n/a	Text-based Graphic	e mail listserv usenet ftp wais gopher WWW (proprietary text-based or graphic browser)  irc coming soon
Many indie labels, inc. Sub Pop Caroline Homestead Reaction Triple X Dirt Bar/None Alternative Tentacles	Mystery Melrose (Mon. 8 pm ET) United States of 'Zine (Last Tues. 10 pm ET) Slack City Live (Last Wed. 10 pm ET) Hardcore (3rd Thurs. 8 pm ET)  Recent chats have included The Cramps, David Byrne, Marianne Faithfull, Flaming Lips, Kittywinder, Henry Rollins, Throwing Muses, Bob Mould, Steve Albini	Digital audio (indie-label and demo samples) Music apps/utils Articles Personality files	Text-based	e-mail usenet
n/a	n/a	n/a	Text-based	e-mail listserv usenet ftp telnet WWW

subscribers, 64 dialup phone lines, and a raging attitude. For example, the Rant Dog Rant area features interactive editorials by Rant Dog with immediate, uncensored responses from anyone. Byte Me reveals inside stories and gossip about the music business. The Demo Universe offers reviews of demo tapes and self-released music in all formats. Sound clips, cover art, band photos, biographical information,

lyrics, and more from hundreds of bands are available for download. You can even join the Mystery Melrose Theater real-time chat as you watch *Melrose Place* on Monday nights and trash your favorite character online.

SonicNet offers a full-screen graphic user interface (GUI) and limited Internet access. This fall they will be launching an advanced World Wide Web service, offering chat, speech and music

broadcasting, virtual-reality demos, video, and animation. SonicNet's Web presence will be compatible with all major browsers, including those offered by various online services. There will also be a special area for high-bandwidth users (ISDN and higher) featuring extra multimedia content. Their current Web site (<http://www.sonicnet.com>) offers a brief guide to the BBS and front-end client software for downloading.

# Online Juke Joints

## THE WELL

Started in 1985 by Stewart Brand as part of his Whole Earth vision, the Whole Earth 'Lectronic Link (WELL) has become one of the hippest addresses on the Internet. With over 11,000 subscribers, The WELL is gen-

erally regarded as an articulate group of independent thinkers with a strong sense of online community. Although it currently operates like a BBS with dial-up numbers in the 415 area code, it will soon become a full-blown national online service with POPs all around the country. The WELL uses a command-line user interface and offers text-based Internet access.

The WELL includes over 260 conferences that address many and varied issues. Most of these conferences are open to all WELL members, although a

few are private, requiring authorization from the conference leader. (For example, the women's conference is open to women only.) One of the hallmarks of The WELL is the high level of freedom members have to express themselves. In addition, The WELL supports a policy of "you own your own words," which means that members are responsible for their own words, and reproduction of those words outside The WELL system without permission may be challenged by the author.

Of the two music-related conferences, MIDI and Music are public while Band is private (for professional and semipro musicians). A few of the many topics in the Music conference include notation and transcription systems, sound design, home recording, rural home re-

## THANK YOU ELECTRONIC MUSICIAN READERS!

*An open letter from Morris Ballen, Disc Makers Chairman*

Dear Friends,

A hearty "thank you" to the readers of *Electronic Musician*. You've helped make Disc Makers the number one independent CD and cassette manufacturer in the nation! We couldn't have done it without your overwhelming support.

Why is Disc Makers such a successful national company? I think it's because we put as much effort and hard work into your graphic design and printed inserts as we put into your audio quality.

Musicians and producers who want major-label-quality audio as well as graphics know that Disc Makers offers the best value in the country. Our graphic design department specializes in making your inserts look like a major-label product. Best of all, **two-day shipping is our policy**; we offer Federal Express shipping on CDs and cassettes at UPS Ground freight rates! And who else offers a "no fine print" **money-back guarantee**? We won't rest until you're thrilled with your graphic design proofs and audio tests, or you get all your money back!

If you haven't seen our **brand new 1995 full color catalog**, call today for your free copy. We offer the most complete packages in the industry and, best of all, we provide the **fastest turnaround**. See for yourself why serious producers and musicians insist on using Disc Makers.

To all of our clients and friends - thank you for working with us. To our prospective clients - give us a try, you'll be delighted that you did. After all, you've worked hard to get the best recording, why not get the best CDs and cassettes you can?

Sincerely,

*Morris Ballen*

**Morris Ballen, Chairman**

P.S. All our CD packages include our exclusive Proof Positive® Reference CD at no extra charge.

**What is the Proof Positive® Reference CD?** Disc Makers has solved a problem facing the record industry for the past 10 years: Can I get a CD test pressing? Until now the answer was always: No. If you wanted to hear a proof you would get a reference cassette (poor quality) or a DAT (most folks don't have a DAT player). Now, the engineers at Disc Makers have pioneered the Proof Positive® Reference CD, an identical copy of what your finished CDs will sound like. We make two CD masters simultaneously, and send you one for approval. As soon as you approve it we use the other master for manufacturing. This process eliminates the Sony 1630 generation (to avoid CRC and interpolative errors), and is included at no additional charge in every Disc Makers CD package. The Proof Positive® Reference CD is easy, convenient, and perfect: You get what you hear!


Call today for your FREE, 1995 full color catalog:

**1-800-468-9353**

**24 HOURS TOLL FREE**

Outside USA call 609-663-9030; FAX 609-661-3458

**DISC MAKERS**  
AMERICA'S #1 MANUFACTURER FOR THE INDEPENDENT MUSIC INDUSTRY



SonicNet's graphic user interface is way cool.

cording, musicians-referral network, the recording studio as a compositional tool, buying music in the 21st century, and buying and selling equipment. The Band conference includes some of the same topics in addition to others, such as CD mastering, musicians needed/gigs available, performing-arts medicine, instrument insurance, and musicians, computers, and CD-ROM development.

## LOGOFF

Although you can't physically interact with other musicians via online services, you can communicate with many more of them than you could ever meet in a lifetime. In addition, these services offer sounds, software, and reference materials to help you with any musical project. With access to resources like these, musicians need never sing the isolation blues again.

**Scott Wilkinson, EM technical editor**, spent a lot of time online doing research for this article.





Get The **BEST MUSIC EQUIPMENT CATALOG**  
In The Business...

**FREE!**

**CALL** Toll Free

**1-800 776-5173**

For Your **FREE** Value Packed  
**Musician's Friend Catalog**

**GREAT VALUE,  
SERVICE AND SELECTION**

- Fast 2-DAY DELIVERY at no extra charge
- 45-day money-back satisfaction guarantee
- Toll-free ordering 7 DAYS A WEEK
- Full technical support & customer service
- Up-to-the-minute inventory and price information
- Major credit cards accepted   

**FULL COLOR CATALOG FEATURING**

- Detailed product descriptions
- Informative product articles
- A HUGE SELECTION of quality brand name music equipment including the very best in the business!



☐ **YES!**

Rush the next 3 editions of **MUSICIAN'S FRIEND** **FREE!** Includes complete **SWEEPSTAKES** information.

Join hundreds of thousands of satisfied musicians in receiving the #1 music catalog, absolutely free! **AND** have a chance to win the 1995 Ultimate Fantasy Studio Sweepstakes! Call **1-800-776-5173**, or mail this coupon to Musician's Friend, P.O. Box 4520 • Dept. 101 • Medford, OR 97501.



NAME \_\_\_\_\_

ADDRESS \_\_\_\_\_

CITY \_\_\_\_\_

ZIP \_\_\_\_\_ STATE \_\_\_\_\_

MAIN INSTRUMENT PLAYED \_\_\_\_\_





# The Hitchhiker's

Stick out your  
thumb and join  
our expedition  
through the  
expanding  
Digidesign  
universe.

ILLUSTRATION: ROB MEYERS



By Paul D. Lehrman

# Guide to Plug-ins



When it comes to digital-audio hardware on the Mac, the name of the game is Digidesign. As a result of this market dominance, Digidesign's products have inspired several generations of third-party products that work with the company's hardware and software. More recently, this process has been formalized, and dozens of "Development Partners"—third-party companies that signed on to create auxiliary products for Digidesign systems—have come to market with their wares.

Until recently, Digidesign and most third-party developers created stand-alone programs, which now form the core of the Digidesign world. These applications provide the essential digital-audio recording, editing, and playback environment required to use Digidesign hardware. As powerful as some of these programs are, none of them offers absolutely every conceivable function with equally high quality. That's just as well, because most people don't need every feature, and such a program would be complex and expensive.

As a result, a new category of software for Digidesign's hardware has emerged: specialized digital signal-processing (DSP) programs that operate as functional extensions, or "plug-ins," within the environment of a primary digital-audio recording program, rather than running as independent applications. With this approach, at least in theory, you would buy Pro Tools and then buy plug-ins that provide only the specialized functions you need, such as improved EQ, dynamics processing, and soundstage manipulation. If Pro Tools itself doesn't meet all your needs, you should be able to select a front-end program that has an attractive user interface and the basic features you want.



# Hitchhiker's Guide to Plug-Ins

While Digidesign is developing some of these programs in-house, they have also provided "hooks" in their software so that their Development Partners can design plug-ins. Digidesign-related plug-ins come in two flavors: for *Sound Designer II* (SD II) and TDM. Opcode's *Studio Vision Pro*, EMAGIC's *Logic Audio*, and Steinberg's *Cubase Audio* digital-audio sequencers already support both SD II and TDM plug-ins, and Mark of the Unicorn will add TDM support in its upcoming *Digital Performer* 1.6 upgrade.

For the average Joe and Jane Hard-disk, however, the constant assault of new software tools causes a lot of confusion. Many users don't understand what plug-ins are, why there are different types, and whether they must throw out everything they have in order to use the new stuff. For that matter, it's fair to ask whether you really need *any* of this. The Digidesign universe keeps changing, and nobody has all the answers, but I hope to help you start asking the right questions.

## SOUND DESIGNER PLUG-INS

Since version 2.4 of *Sound Designer II* (version 2.8 is currently shipping), Digidesign has provided for software plug-ins, which reside in an SD II Plug-Ins folder on the Macintosh desktop. Installing a plug-in module is as simple as dropping it into that folder. The plug-in's function then shows up as an additional item in *Sound Designer's* DSP menu.

*Sound Designer* plug-ins all follow the same basic operating procedure. Calling up the item opens a window that describes the function and accesses its parameters. If you highlighted a region of the sound file before opening the window, the plug-in will only affect that region; if not, it processes the whole file.

A Preview button in the window loops the sound file, and as you change the parameters, the sound changes accordingly. Only the portion of the sound file in RAM is looped, as doing this directly from disk within *Sound Designer* is difficult. You can specify the size of the RAM buffer, limited by the amount of RAM you have dedicated to the program. A Bypass button turns off the processing to let you hear the original file as it loops.

The Process button changes the sound file permanently ("destructively") and returns you to the main screen. An alternative to destructive processing is provided by the Playback button, which previews the files with the settings nondestructively applied, so the sound file remains unaltered. You can store the settings of the processing module in a small, separate file and recall them (and activate the module) when you play back the sound file. However, you can use only one processing module at a time in Playback mode; if you want to use two modules on the same sound file, at least one must be applied destructively.

## TDM PLUG-INS

Digidesign's Time Division Multiplexing (TDM) started as an add-on for earlier versions of Pro Tools and now comes standard with Pro Tools III. TDM is a 256-channel, high-speed, digital-audio bus that resides entirely within the Mac. It allows different parts of the Pro Tools universe—both hardware cards and software—to be connected without the datastream ever leaving the computer. Within Pro Tools, TDM lets you create the equivalent of such standard studio tools as patch bays, mixers, auxiliary sends and returns, and outboard processors.

The processing power required for TDM software is provided by a dedicated hardware card called a "DSP Farm," which contains four Motorola 56000-series DSP chips. One DSP Farm card comes with TDM, and you can install multiple DSP Farm cards for additional processing power. (For more on TDM and DSP Farms, see "Virtual Effects" in the March 1994 EM.)

The TDM system is so flexible that designing a sensible user interface is a major challenge. For now, the most obvious approach is the onscreen modular mixing console (see Fig. 1). Within each input module, you can assign an effect as an "insert" (up to five inserts per channel), or you can route one or more channel "sends" to an auxiliary bus, which in turn goes to a processing module and is then brought back into the mix.

You can process an audio file within a TDM system, or with an external effects processor. To use external processing, you take an unused analog or digital output from the I/O interface, call it an auxiliary send, patch it out to the processor of your choice, and bring it back through an unused input. A hybrid type of processing is available with the latest version of Lexicon's NuVerb (reviewed in the November 1994 EM), which provides an effects processor on a NuBus card. NuVerb previously could be connected to a Pro Tools system using AES/EBU, but it can now directly address the TDM bus.

Internal processing is performed by TDM plug-ins. These programs are placed in a folder inside the DAE Folder, where Digidesign's essential *Digidesign Audio Engine* (DAE) software resides. Unlike *Sound Designer* plug-ins, TDM plug-ins work with disk files or any audio input in real time and are not destructive to the original files.

Using a TDM plug-in is a snap. From the onscreen mixing console, you set up the signal path, open the window, and play with the parameters. When you close the window, the processing remains active, and it will continue to be active until you specifically change it or take it out of the path.

Multiple simultaneous plug-ins are feasible because each plug-in is handled in real time by any one of the four DSP chips on a DSP Farm card. In fact, you can use multiple copies of the same plug-in without buying additional software. However, you can only *view* one insert module at a time.

The relationship between the number of plug-ins you can use and the size




FIG. 1: The basic user-interface paradigm for Digidesign's TDM system is a virtual mixer with sends, returns, and meters.



# SWEETWATER HAS IT ALL!

**PRODUCTS FROM OVER 100 OF THE BEST NAMES IN THE BUSINESS** IN STOCK IN OUR GIANT WAREHOUSE, READY TO SHIP RIGHT TO YOUR DOOR.

**FRIENDLY, DEPENDABLE ADVICE FROM OUR SALES ENGINEERS** ALL OF WHOM HAVE REAL WORLD MIDI AND STUDIO EXPERIENCE.

**OUTSTANDING TECHNICAL SUPPORT AND AFTER-THE-SALE SERVICE** THAT'S FLAT-OUT THE BEST IN THE ENTIRE MUSIC INDUSTRY.

**OUR EXCLUSIVE, INDUSTRY-FIRST MONEY BACK GUARANTEE** YOU SIMPLY CAN'T GO WRONG!

*In short, everything you need to compose and record great music is right here at Sweetwater Sound. What's more, we treat you like family! See, there's really no excuse for poor performance in this business — there are dozens of dealers who are more than happy to take your hard-earned cash. At Sweetwater, we go the extra mile to make sure all our customers get exactly the right products for their needs at affordable prices and we back up that sale with the best service and technical support on the planet.*

Digidesign ■ TASCAM ■ Mackie ■ Korg ■ Alesis  
Genelec ■ Roland ■ AKG ■ Opcode ■ Neumann  
Sony ■ KRK ■ Panasonic ■ JBL ■ Kurzweil ■ ART  
Mark of the Unicorn ■ KAT ■ Marantz ■ Fostex  
E-mu ■ Aphex ■ Akai ■ Lexicon ■ Fatar ■ Digitech  
Furman ■ Summit ■ TOA ■ DBX ■ Shure ■ Crown  
Carver ■ Sennheiser ■ Twelve Tone ■ Rane ■ Coda  
Tannoy ■ Soundcraft ■ TAC/Amek ■ JLC Cooper  
Dynatek ■ BBE ■ 3M, Ampex and Denon Tape  
Eventide ■ Mac & IBM Software & MIDI Interfaces  
**OTHER MAJOR BRANDS TOO! CALL FOR LISTING!**



TASCAM DA-88 DIGITAL MULTITRACK



DIGIDESIGN SYSTEMS FOR MAC & PC



KURZWEIL K2000 SYNTH/SAMPLER



GENELEC 1031A MONITORS SONY MDR-7506 HEADPHONES



DIGITECH GSP2101 PREAMP/PROCESSOR



TANNOY PBM 6.5 II KAT TRAPKAT



LEXICON PCM-80 DIGITAL REVERB



AMEK/BIG AUTOMATED CONSOLE

VISIT OUR INTERNET HOME PAGE  
[www.sweetwater.com](http://www.sweetwater.com)



KORG X3 SYNTHESIZER



E-MU SYSTEMS EIV SAMPLER



A.R.T. MDM-8L 8-CHANNEL LIMITER



EQUITEK E-100 MIC COMMUNITY SPEAKERS



AKAI DR8 DIGITAL MULTITRACK



APHEX SYSTEMS DOMINATOR II



ROLAND JV-1080 SYNTH MODULE



DBX MODEL 266 COMPRESSOR/GATE



NEUMANN TLM193 MIC QUICK-LOK SL-200 TWO-TIER STAND



ALESIS ADAT DIGITAL MULTITRACK




MACKIE DESIGNS 8-BUS MIXER



CROWN POWER BASE 3 AMPLIFIER



AUDIO TECHNICA AT4050 MIC KRK K-ROK MONITORS



FOSTEX RD8 DIGITAL MULTITRACK



MARK OF THE UNICORN SOFTWARE OPCODE SYSTEMS SOFTWARE



MARANTZ PROFESSIONAL CD RECORDER  
PLUS TONS OF OTHER GREAT PRODUCTS  
WE JUST DON'T HAVE ROOM FOR HERE!



**ARE YOU KIDDING?** Of course I want to receive a full year of Sweetwater Sound's SWEET NOTES newsletter absolutely free!

NAME \_\_\_\_\_

ADDRESS \_\_\_\_\_

CITY \_\_\_\_\_

STATE \_\_\_\_\_ ZIP \_\_\_\_\_

PHONE ( ) \_\_\_\_\_

Mail coupon to address below or call for your free subscription! 3

**The ULTIMATE  
music retailer**

**Sweetwater  
SOUND INC.®**



5335 BASS RD., FT. WAYNE, IN 46808 **(219) 432-8176** FAX (219) 432-1758  
E-mail: "sales@sweetwater.com"





of your DSP Farm is not entirely linear. For one thing, two chips from the first DSP Farm are always used by Pro Tools' virtual mixer, and if the mixer gets too complex, it steals resources from a third chip, making that chip unavailable for anything else. A single DSP chip can handle multiple tasks, as long as they are of the same type. Each plug-in generally uses an entire chip (although sometimes you can run the same plug-in multiple times on one chip), so if you really want to get fancy with real-time processing, you will have to spring for additional DSP Farm cards. Digidesign's *Allocator* utility program (included with the Pro Tools package) helps you keep track of your DSP resources.

As in *Sound Designer*, you can use more processes than your immediate resources can handle by processing files in stages. For example, if you can't run a compressor and a reverb at the same time, bounce a track through the compressor, and then patch the resulting track through the reverb. The

## APOGEE ELECTRONICS (TDM)

Apogee Electronics, known for its high-end A/D converters and mastering tools, has adapted its UV22 Super CD Encoding bit-reduction scheme for TDM (see "Tech Page: Sixteen Will Get You Twenty" in the October 1994 *EM*). Apogee's *MasterTools* plug-in (\$795), which the company claims can capture audio with 20-bit resolution and beyond on a 16-bit DAT or CD, will be of interest to users creating masters directly from Pro Tools. Pro Tools has an internal resolution of 24 bits, which is a major reason you can use so many processors and mix so many channels without compromising the dynamic range.

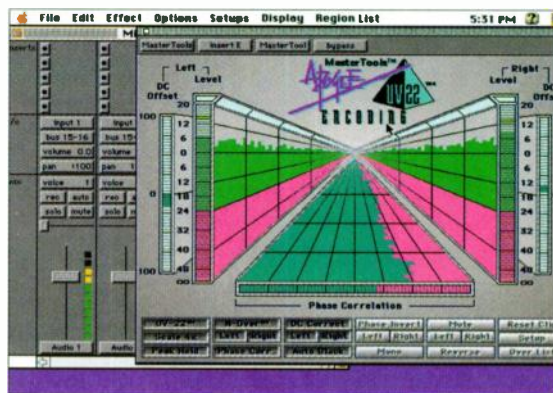
The forthcoming version 3.1 of the *Pro Tools* software lets you take extra advantage of this by allowing plug-ins to be inserted on the master output buses.

That's where you put Apogee's *MasterTools* plug-in. Besides introducing an ultrasonic dither-like signal, the module includes a number of other features, such as a visual history of levels with digital overloads and other flags logged against time code; a hard-limiting scheme called "Nova" that automatically drops the level when it detects an overload; phase metering and inverting with mono compatibility checking; and DC offset removal. A *Sound Designer* version should be out soon. I did not get a chance to

try this plug-in, but the underlying technology has a good record.

## ARBORETUM SYSTEMS (TDM)

Created in France, Arboretum Systems' *Hyperprism-TDM* (\$795; upgrade from *Hyperprism* 1.5 \$195) is one of the most fascinating Digidesign plug-ins. It was reviewed as a stand-alone application in the August 1994 *EM*, so I won't go into much detail here; suffice to say it lets you choose from a host of processing functions to impose on a



Apogee Electronics *MasterTools* captures audio with 20-bit and better resolution on a 16-bit DAT or CD for creating masters from Pro Tools.

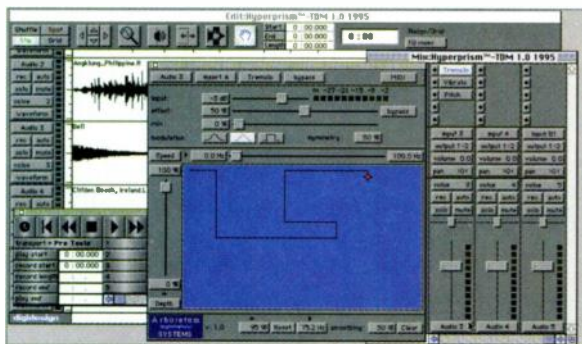
sound file, including lowpass, highpass, bandpass, and band-reject filters; pitch shifting; ring modulation; autopan; vibrato; tremolo; phase shifting; flanging; M-S matrix; and (presumably) photon torpedoes.

These effects can be manipulated in real time, in two dimensions, by moving the mouse in a blue window. To illustrate how cool this is, picture a grid in which movement of the mouse vertically changes the pitch of a sample without changing its length, while horizontal movement does the opposite, all in real time, and all with nary a glitch in the audio as you move the mouse around the screen. The program records mouse movements as curves in the window. *Hyperprism-TDM* 1.0 offers a total of up to twelve simultaneously applicable effects and up to seven simultaneous effects with one DSP Farm.

There are a few problems with *Hyperprism*. You can't edit the curves after you've drawn them, which makes it hard to get a curve just right. The MIDI features allow remote control of the mouse from a controller or sequencer through Opcode's *OMS*, and they let you edit parameter values in a sequencer. In the stand-alone version I used (the TDM version wasn't yet available), this was clunky and inconsistent. (The stand-alone version lists for \$595 and is not TDM-compatible. The two versions have different user interfaces.) Fortunately, according to the manufacturer, the MIDI features have been greatly improved in the TDM plug-in.

## CRYSTAL RIVER (TDM)

This California company has been developing tools and techniques for 3-D



Arboretum Systems *Hyperprism-TDM* lets you apply multiple effects in real time, controlling them by drawing curves onscreen with a mouse.

initial processing affects the track destructively, but the original file is still available (assuming you have sufficient disk space), and there is little or no generation noise as you add effects.

Although I have personally tried almost all the products discussed here, please don't think of these brief summaries as substitutes for full-fledged reviews. They are merely meant to help steer you in directions that might appeal to you and to alert you to possible pitfalls.

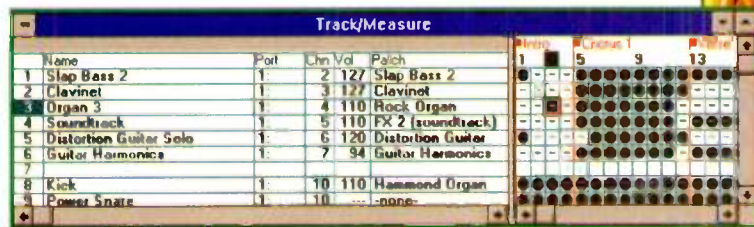



# Turn On. Play In. Print Out.

It's that simple. If you want a great MIDI sequencer for Windows, but you don't need all those pro-level features, then you should get into Cakewalk Home Studio™.

Cakewalk Home Studio is a great way to start exploring the world of music and computers.

Once you turn it on, you'll find many of the essential recording and editing tools that are part of the award-winning Cakewalk Professional™ software.



## Get Started

Cakewalk Home Studio has everything you need to start creating music with your PC. 256 tracks; Staff, Piano Roll, and Event List views; a 16-track Faders view; and high-quality notation printing.

The Home Studio edition also plays back digital audio wave files on Windows-compatible sound cards. So you can add sound effects or voice directly into your MIDI sequence.

## Take the Next Step

And when you think you're ready, expand your MIDI experience by upgrading to Cakewalk Professional. Although it's a more advanced sequencer, Cakewalk Professional includes all the views and commands found in Home Studio. So making the move to the Professional edition will feel natural.

## Cakewalk Home Studio Highlights:

- 256 tracks
- Real-time and step recording
- Track/Measure, Piano Roll, Event List, Staff and Controller views
- Faders for volume, pan, and reverb
- Drag-and-drop editing
- Event Filters for criteria edits
- Graphical tempo map
- Meter/key map
- Markers for organizing song parts
- Plays wave files on Windows sound cards
- Displays General MIDI, other instrument patch names
- Prints up to 24 staves per page with lyrics

Now Only \$129!



## Try It Today

So drop into your local music or computer store, and tell them you want to get started with Cakewalk Home Studio. For the name of an authorized Cakewalk dealer near you, call Twelve Tone Systems at

**800-234-1171 or 617-926-2480.**

Demo pack for just \$5. Call today and get a free copy of the Twelve Tone Systems customer newsletter, QuarterTone, while supplies last.



Twelve  
Tone

S Y S T E M S

P.O. Box 760, Watertown, MA 02272

Cakewalk, Cakewalk Home Studio, Cakewalk Professional and Twelve Tone Systems are trademarks of Twelve Tone Systems Inc. Other products mentioned are trademarks of their respective manufacturers.

**EVS** Effective  
Video  
Solutions

Video Tutorials Available  
Call 1-800-234-1171



# MUSIC SUPPLY INCORPORATED

**800-931-9520**  
Kansas City, MO



- ◆ Sony
- ◆ Fostex
- ◆ Ashly
- ◆ Shure ◆ Opcode
- ◆ Music Quest
- ◆ Passport ◆ Kurzweil
- ◆ E-MU ◆ EV ◆ Kawai
- ◆ Nady ◆ Lexicon
- ◆ Seymour Duncan ◆ ADA
- ◆ Akai ◆ Alesis ◆ Aphex
- ◆ Tube Works

Ask about financing.

**HUNDREDS OF  
ITEMS IN STOCK**

Call our toll free

**Electronic Musical**

**Instruments hot-line**

**800-931-9520**

for a full selection, for

expert advice and for value.

Hours: Mon.-Fri. 10:00-7:00CST  
Sat. 10:00-6:00CST

# MUSIC SUPPLY INCORPORATED



audio since 1987 for a number of virtual-reality clients, including NASA. *ProTron* (\$995), a mono-to-stereo TDM plug-in, is Crystal River Engineering's first entry into the professional audio market. This 3-D spatialization utility uses their AudioReality technology, which, according to the company's literature, "utilizes head-related transfer functions and proprietary spatialization algorithms."

You get to control the size of the room, the placement of the sound source relative to the room and the listener, the acoustic properties of the materials on the walls, and Doppler shift to simulate moving sound sources. Multiple modules can be used simultaneously (assuming you have enough DSP power) to create separate environments for different sources. The process is claimed to be completely mono-compatible.

*ProTron*'s user interface is fun and ridiculously easy to learn, but I found the "3-D" aspects of the processing elusive. The room simulations are convincing, as is the placement of the sound source in the left/right field, and I can certainly hear a difference in the sound when it is moved "overhead" or "behind." But it would be difficult to convince me that the sound is actually where the program says it is. (At fact-check, the manufacturer claimed the 360-degree effect only works with headphones, but this was not stated in the review copy's documentation. According to Crystal River Engineering, with a pair of reference monitors arranged at  $\pm 30$  degrees, sounds are placed beyond the speakers' boundaries to about  $\pm 60$  degrees in azimuth and elevation, and in some cases up to  $\pm 90$  degrees.)

## DIGIDESIGN (SD II/ TDM)

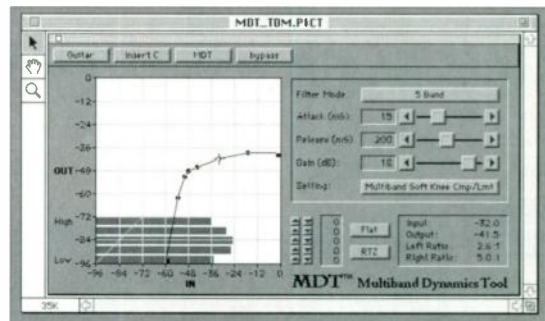
The first *Sound Designer II* plug-in was *Digidesign Intelligent Noise Reduction (DINR)* (\$995), and it is still an essential tool for many users. The program performs broadband noise reduction

and hum removal on recorded files. *DINR*'s noise reduction works by analyzing a segment of the file in which there is no program material (i.e., the file contains background or room noise only) and then constructing a complex filter designed to remove that noise. The filter is then applied to the entire file. The shape of the filter is editable in a graphic window, and you can vary the amount of filtering applied.

The process works well as long as the noise is relatively constant and you don't push it too hard; otherwise, you can end up with frequency-response anomalies. The hum-removal function sets up one or more notch filters with precisely adjustable center frequencies. The bandwidth and spacing of multiple filters can be adjusted, or they can be generated based on harmonics of the original filter. A threshold control acts like a noise gate, removing the hum only when the program level dips. (*DINR* was evaluated in a sidebar to the *Pro Tools 2.0* review in the October 1993 *EM*.)

*D-Verb* (\$495) is a reverb module for TDM. It has seven basic algorithms and the usual reverb controls, including wet/dry mix, room size, decay, diffusion, lowpass filter, high-frequency decay, and predelay. The module can be configured with either mono or stereo ins and outs. An input-level control with metering is provided, which is especially important because the insert is always prefader, and overload is a serious consideration.

Although the sound is generally smooth, the quality of the algorithms varies: The rooms and church are excellent, while the hall exhibits an annoying "swimming" effect, especially with long decay times. The plate gets



With Jupiter's *Multiband Dynamics Tool (MDT)* compressor/limiter, you can create your own compression curves by drawing them on a graph. You can compress three or five bands separately before they are recombined.



# *The only gate better than an Aphex*



Feedback, noise and leakage destroying your mix? Tried a gate but all you got was false triggering, chattering, clicks and pops?

The Aphex Logic Assisted™ Gates are heaven sent, with a patented process eliminating gating problems.

Just ask top sound companies like Clair Brothers and Electrotec, who rely on perfect gate performance.

Aphex Logic Assist™ is available in the Model 9621 module, compatible with the Aphex 9000 and dbx® 900 frames, the Model 105 four channel gate (1RU) and the Model 622 two channel, full featured gate (1RU).

**Aphex Gates - as good as it gets in this lifetime.**

**APHEX**  
SYSTEMS

***Improving the way the world sounds<sup>SM</sup>***

11068 Randall Street, Sun Valley, CA 91352 • Tel: 818-767-2929, Fax: 818-767-2641

Logic Assist is a registered trademark of Aphex Systems. dbx is a registered trademark of Harman International.







pretty raunchy when you increase the decay time—abrasive, metallic, and screechy are words that come to mind—but that's exactly what a real plate sounds like when you push it to its limits, so this is one of the more realistic plate simulators I've heard.

The latest Digidesign plug-in, *DPP-1* (\$495), is a real-time pitch processor for TDM. Pitch can be altered within a 4-octave range, and pitch shifting can be combined with a 125 ms delay line with feedback for neat arpeggiation, or "climbing echo," effects. Coarse pitch changes are set with a musical staff and "8va" controls, while fine adjustments of  $\pm 50$  cents are made with a slider. Numerical entry of pitch parameters is also provided, or you can specify a pitch ratio numerically. Minimum and maximum pitch controls can define a frequency "window" within which sounds will be processed.

A Crossfade control should be able to smooth out artifacts in the processed audio, but I couldn't hear much improvement. The module can handle mono or stereo inputs. Like most "harmony processors," the processing is not free of glitches, but I've heard a lot worse. It is straightforward to use and is undeniably a whole lot of fun.

### JUPITER SYSTEMS (SD II/TDM)

Jupiter's *Multiband Dynamics Tool* (*MDT*) is a powerful, visually oriented compressor/limiter available in both *SD II* (\$499) and TDM (\$599) versions. You create your own compression curve by drawing it on a graph, specifying up to 30 threshold points. This lets you create any kind of curve with tremendous precision. Segments of the curve can have negative slopes (as the input gets louder, the output gets softer), and you can construct some wild combinations of gain, limiting, and gating. The "multiband" part refers to the ability to compress three or five bands separately before they are recombined. This is an effective way to overcome the pumping characteristics of regular compressors.

Unfortunately, *MDT*'s user interface is a little obtuse. Although putting a graphic front end on a dynamics processor is an interesting idea, it turns

out not to be as important as having good metering. Unfortunately, *MDT* has no gain-reduction meters (Jupiter intends to add them in an upgrade), so there's no way to tell when you're getting close to clipping, and clipping is easy to do.

In addition, the fact that the frequency bands are fixed makes the module less than ideal for de-essing and frequency-dependent processing. These applications can be handled better by a hardware or software processor with a filtered sidechain. On the other hand, some of *MDT*'s features, such as negative compression slopes, are unique in the digital world and will be useful to adventurous engineers. (*MDT* for *Sound Designer II* was reviewed in the September 1994 *EM*.)

The *Jupiter Voice Processor*, or *JVP* (*SD II* \$399; TDM \$499) combines a dynamics processor with EQ and delay. It uses the same underlying compression algorithms as *MDT*, but it offers a different and more immediately useful front end. It's a Swiss Army knife (or as one user put it, "a Whitman's sampler") of software processors, including a compressor/expander/gate; de-esser; 3-band,  $\pm 24$  dB, parametric EQ; and six (!)-tap, stereo, panning delay with feedback. Each processor and each pair of taps has its own window, but master input and output faders are present at all times to make sure things don't get out of hand. The gain-reduction meters are always on-screen, but they are occasionally obscured by other editing screens (for

example, when editing delay taps).

Unlike a typical, inexpensive, hardware multi-effects device, *JVP* gives you a lot of control. The module contains some 54 separate parameters. As with most plug-ins, settings can be stored as separate files and instantly recalled, a feature that is especially welcome. My only complaint is that the manufacturer provides only a couple of sample settings. A comprehensive library from Jupiter Systems would go a long way toward firing the creative imagination of users.

### Q SOUND LABS (SD II/TDM)

This Canadian firm makes two plug-ins. *QXpander* is used for stereo enhancement, and *QSys/TDM* is based on QSystem 2, the company's technology for creating wide-stage stereo from mono sources, previously available only in a hardware unit with a price tag of around \$16,000. The company boasts that the process has been used on recordings by artists such as Roger Waters and Sting.

*QXpander* (\$295) is an *Sound Designer II* plug-in that broadens the apparent soundstage of a stereo mix or submix. The main controls, which can appear as either faders or rotary knobs, are designed to spread out the image and control the amount of mono information in the mix, thus allowing a tradeoff between dramatic enhancement and a centered image. A Dynamic Compensation section, with controls that are identical to those of a compressor, varies the amount of processing from

## PLUG-IN MANUFACTURERS

### Apogee Electronics Corp.

tel. (310) 915-1000  
fax (310) 391-6262

### Arboretum Systems

tel. (415) 931-7720  
fax (415) 931-7725

### Crystal River Engineering

tel. (415) 323-8155  
fax (415) 323-8157

### Digidesign

tel. (415) 688-0600  
fax (415) 327-0777

### Jupiter Systems

tel. (800) 446-2356  
or (916) 878-6666  
fax (916) 878-8577

### QSound Labs

tel. (403) 291-2492  
fax (403) 250-1521

### Steinberg

tel. (818) 993-4091  
fax (818) 701-7452

### Waves

tel. (615) 588-9307  
fax (615) 588-9472



Continued from page 5,176

Yes, we are a little ahead of the game... So what's new?

E-mu's e-64, that's what!

The e-64 is a 64-Voice Digital Sampling System that delivers new levels of power, memory, voices and functionality to users in a variety of performance and audio production environments. Boasting an incredible 64 voices of polyphony and up to 64 megabytes (MB) of sample memory, e-64 carries the E-mu tradition of delivering superb audio resolution as well as powerful, innovative features at an incredibly affordable price.

Consider these measurements:

e64

- 64-voice polyphony
- Up to 64 MB sample memory
- 64 6-pole digital resonant filters
- 8 polyphonic outputs
- EIV, EIIIX, ESI-32, Emax II and Akai S1000 library compatibility
- On-board library search/browse
- ASCII keyboard interface
- Re-sample while play
- Load while play
- Audition sample from disc
- 240 X 64 icon-based display
- On-board graphic waveform editing
- Virtually distortionless pitch transposition over a 10 octave range
- Discrete 18-bit digital-to-analog converters (DACs) per channel
- 2 channels of 128x oversampling sigma/delta conversion
- AES/EBU digital I/O
- Dual 50-pin SCSI ports

The e-64 is also armed with a comprehensive palate of audio "sculpting" tools and synthesis capabilities. Once raw audio data has been captured, e-64 allows for extensive manipulation of the data via powerful sample editing functions, DSP tools and state-of-the-art digital resonant filter technology.

The e-64 is available for your perusal right now at your nearest E-mu dealer. So just do it.

# Hands Job.

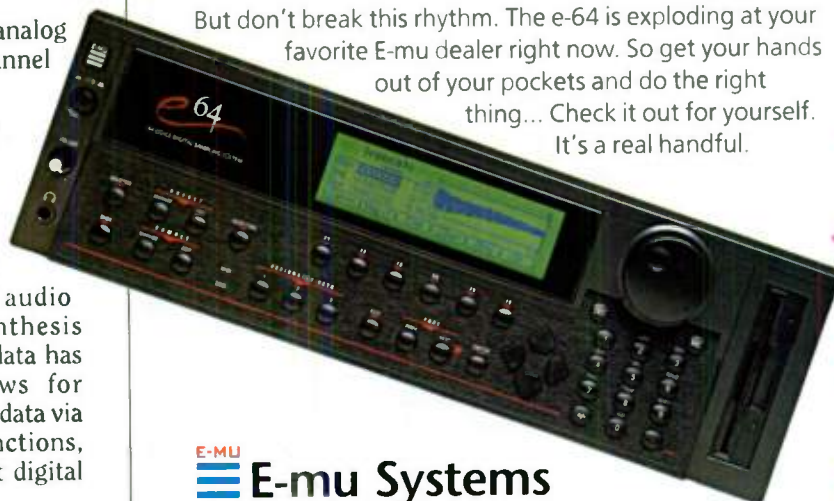
Got a bunch of restless hands? Who doesn't? But we put ours to good use and created the e-64 — a stunning 64-voice digital sampling system. Sporting enough polyphony to keep 13 of your favorite hands working up a sweat. That's right, 64 fingers worth of massaging the ivories!

But the e-64 is not just another digital sampler. Once you've gotten over the hard fact that E-mu has *done it again* with the industry's only 13-hand sampler, catch your breath and check out its features. Like up to 64 MB of sample memory, 64 6-pole digital resonant filters and compatibility with E-mu and Akai S1000/1100 16-bit sound libraries. Then get a grip on a few more — including an enormous new icon-based user interface, on-board graphic waveform editing, resampling and load while you play, virtually distortionless pitch transposition over 10 octaves, and AES/EBU digital I/O.

The e-64 will really make you squirm when you groove on its righteous audio resolution. That's what it's all about anyway, right? Right. The e-64 features the same pristine audio quality that you expect from the company that pioneered sampling technology in the first place. (Duh... we're talkin' Emulator here, guys.)

The bottom line? If you're shopping for a sampler, there's no comparison to E-mu's rock hard e-64. If you're not looking for a sampler, you should be. The e-64 has turned the page on what a sampler can do for your creativity and your music. Serious self stimulation.

But don't break this rhythm. The e-64 is exploding at your favorite E-mu dealer right now. So get your hands out of your pockets and do the right thing... Check it out for yourself. It's a real handful.



E-MU



E-mu Systems

To find your local E-mu dealer, contact: PO Box 660015, Scotts Valley, CA 95067-0015

• 408.438.1921

UK Office: Suite 6, Adam Ferguson House, Eskmills Industrial Park, Musselburgh, EH21 7PG

• 44.131.653.6556





**"Version 6 is a killer"** EM Jan.95

**ELECTRONIC  
MUSICIAN**  
1 9 9 5  
EDITOR'S  
CHOICE

**NEW! UPGRADE TODAY!!!**


# BAND-IN-A-BOX™

## PROFESSIONAL - VERSION 6.0

**INTELLIGENT SOFTWARE FOR IBM (DOS/WINDOWS), MAC & ATARI**

**Version 6 for Windows and Macintosh is here. Automatic Accompaniment has arrived!**

Type in the chords to any song, using standard chord symbols like C or Fm7b5, choose the style you'd like and Band-in-a-Box does the rest... Automatically generating professional quality five instrument accompaniment of bass, drums, piano, guitar & strings in a wide variety of styles.



**100 STYLES INCLUDED WITH PRO VERSION.** Jazz Swing • Bossa • Country • Ethnic • Blues Shuffle • Blues Straight • Waltz • Pop Ballad • Reggae • Shuffle Rock • Light Rock • Medium Rock • Heavy Rock • Miami Sound • Milly Pop • Funk • Jazz Waltz • Rhumba • Cha Cha • Bouncy 12/8 • Irish • Pop Ballad 12/8 • Country (triple) • and 75 more!

**BUILT-IN SEQUENCER** allows you to record or edit melodies.

**BUILT-IN STYLEMAKER™.** You can create your own 5 instrument styles using the StyleMaker section of the program.

**SUPPORT FOR OVER 70 SYNTHS BUILT-IN.** Drum & patch maps included for over 70 popular synths. General MIDI, Roland GS & SoundBlaster soundcard support included.

### NEW! Additional features in Windows/Mac Ver. 6

**Band-in-a-Box 6.0 for Windows & Macintosh breaks new ground with over 50 new features including...**

**STANDARD MUSIC NOTATION** and leadsheet printout of chords, melody and lyrics. Enter your songs in standard notation & print out a standard lead sheet of chords, melody and lyrics. Make your own fakebook!

**AUTOMATIC HARMONIZATION.** You can select from over 100 harmonies to harmonize the melody track, or harmonize what you play along in real time. Play along in "SuperSax" harmony, or harmonize the melody with "Shearing Quintet". Create your own harmonies or edit our harmonies.

**PLUS 50 MORE NEW FEATURES**

### OUR CUSTOMERS LOVE THE VERSION 6 FOR WINDOWS/MAC UPGRADE

**"Wow !!!... Version 6.0 is marvelous... I love the notation and harmonies..."**

**This is so much fun... You've added everything I wanted...**

**The lead sheets look great... Bravo!... Congratulations"**

— FINALIST —  
PC Magazine Award  
for Technical Excellence



After Hours / Entertainment  
Band-in-a-Box - PG Music

**"Band-in-a-Box is an  
amazing program"**

Keyboard Magazine

**"I am in awe. I didn't think that such  
an incredible program could even exist.  
This software is a dream come true."**

PC Journal

**DownBeat - the #1 Jazz Magazine says...**

**"Band-in-a-Box is the most significant contribution to  
Jazz Education since Jamey Abersold Records."**



**PG MUSIC INC.** Author of PowerTracks and The Pianist & Guitarist series  
266 Elmwood Avenue Suite 111 Buffalo NY 14222  
Phone Orders 1-800-268-6272 or 604-475-2874  
e-mail orders: Internet: 75300.2750@compuserve.com  
VISA/MC/AMEX/cheque/mo/po# Fax 604-658-8444

### BAND-IN-A-BOX PRICES

**NEW CUSTOMERS (IBM/Mac/Atari)**

Band-in-a-Box PRO ..... \$88  
(BONUS! IBM version now includes both Windows & DOS version for the same price!)

#### ADD-ONS

Styles Disk #4 ..... \$29  
Styles Disk #5 (Note: included with Version 6 upgrade) ..... \$29  
MIDI-FakeBook (100 songs on disk) ..... \$29  
SUPER PAK (Pro version + all 3 add-ons) ..... \$147

#### UPGRADES

"Regular" Upgrade PAK to version 6.0 for Windows or Macintosh ... \$49  
includes version 6.0 upgrade + new Styles Disk #5, and Harmonies Disk #1.  
Order this if you already have the IBM or Mac PRO version 5.

"Complete" Upgrade PAK to version 6.0 for Windows or Macintosh ... \$69  
In addition to the regular upgrade PAK, this includes the 100 styles in the PRO version, and Styles Disk #4. Order this if you have an older version of Band-in-a-Box or a "bundled version", or are crossgrading (i.e. switching computer platforms).

**MEMORY REQUIREMENTS:** DOS (640K), Windows (3mb), Macintosh (4mb), Atari (1040)

**HELP!** I forgot to send in the Registration Card, but I want to upgrade now!!

No problem. Since the upgrade checks for any previous version of Band-in-a-Box, you can order the upgrade even if you forgot to register!



# Hot new software programs created by PG Music!

**NEW!**

**PowerTracks Pro  
Version 2.2**

**The Pianist  
Volume 2**

**Jazz Pianist  
Volume 2**

**New Orleans  
Pianist**

**Ragtime  
Pianist**

**Dare to Compare  
audio cassette**

## THE PIANIST SERIES

WINDOWS • MAC • ATARI • DISKlavier • SOUND BRUSH

Each program contains a huge library of piano music performed by world class pianists, PLUS memos, trivia questions, biographies, Guess the Song games & more. These programs are ideal for learning to play piano, or for listening to as background music while you work in other programs. The Windows versions also display and print standard music notation & chord symbols for the pieces. They are all available for WINDOWS, MAC & ATARI, & are also available in Yamaha Disklavier & Roland SoundBrush format.

### THE PIANIST... OVER 200 OF THE WORLD'S MOST POPULAR CLASSICAL PIANO PIECES, PERFORMED BY WORLD CLASS CONCERT PIANISTS! \$49



Moonlight Sonata, Sonata Pathétique, Minute Waltz, Claire de lune, Mephisto Waltz, Hungarian Rhapsody, Fantasia Impromptu, Military Polonaise... & over 200 more!!!

**PLUS...** Music Trivia Game, "Guess the Song", Program Notes, Biographies, Music Dictionary (all on disk) & much more.

**OUR CUSTOMERS LOVE THE PIANIST...**  
"Incredible... amazing... terrific... masterful... fabulous... love it... my favorite program!"

### NEW! The Pianist Volume 2

Volume II upgrade - \$49 (requires The Pianist) • first time purchase: Volume 1 & 2 - \$98

Turn your Pianist into a "SUPER PIANIST" with Volume 2!! We've recorded 200 more fabulous pieces for Volume 2. There are new program notes, new biographies and improved listings. If you thought the quality of the performances was great in the original Pianist program, just wait until you hear these new world-class, live piano recordings - you'll have endless hours of listening pleasure!

### The New Orleans Pianist™ \$49



Over 65 "New Orleans Style" piano music standards, played on MIDI keyboard by top New Orleans pianists Henry Butler, Jon Cleary, Tom McDermott, Joel Simpson & David Torkanowsky playing a wide variety of New Orleans, R & B, Blues & Ragtime piano music.

St. James Infirmary, When the Saints Go Marching In, Down by the Riverside, Blunt Mouth Boogie, Cielito Lindo, King Porter Stomp, The Pearls, Bagdad Blues, My Bucket's Got a Hole in It, John Brown's Body, Margie, Charleston Rag, Maple Leaf Rag, The Entertainer, Rave the Ravers, Dirge for James Black and many more.



**\$49**

**THIS PROGRAM MAKES IT  
"TOO EASY" TO LEARN TO BE A  
GREAT JAZZ PIANO PLAYER!**

Top jazz/studio pianists play 60 jazz standards in a wide variety of styles. Hear the music with CD-quality through your sound card or MIDI system. Most pieces have bass/drums as well as piano so you get a full sounding jazz trio for the tunes! Jazz Trivia Game & Guess That Song Game, Program Notes, Biographies & Music Dictionary (all on disk).

### NEW! The Jazz Pianist Volume 2

Volume II upgrade - \$49 (requires The Jazz Pianist) • first time purchase: Volume 1 & 2 - \$98  
60 more fabulous jazz standards for Volume 2, complete with new program notes and biographies!

### The Ragtime Pianist™ \$49



Over 90 ragtime & early jazz piano standards, played on MIDI keyboard by top Ragtime Pianists... and featuring world renowned Ragtime performer JOHN ARPIN!

Hear virtuoso performances of every jipson rag in this program, as well as many other rags, cakewalks, waltzes & other Ragtime Era tunes by Tubie Blake, Joseph Lamb, Danieles and, of course, Scott Joplin. **HEAR...** The Entertainer, Maple Leaf Rag, Chrysanthemum, Easy Winners, The Syncopation, Rag Leaf Rag, Pineapple Rag, etc. (total of 34 Scott Joplin Rags), Indiana, Me in St. Louis, St. Louis Blues, Bill Bailey, For Me and My Girl, & more.

### REQUIREMENTS FOR ANY OF THE PROGRAMS:

**IBM (DOS versions) require 640K, MPU401/  
MIDIATOR/SoundBlaster/SC-7, TG100**

**WINDOWS versions require 2mb RAM  
+ any soundcard or MIDI interface**

**MACINTOSH versions require 2mb RAM, system 6 or 7**

**ATARI versions require 1040ST or better**

### The Jazz Guitarist™ (Windows, Mac, Atari) \$49

A music program containing a huge collection of over 60 jazz standards, played on MIDI guitar by top jazz/studio guitarist Oliver Gannon

RECORDED IN REAL-TIME ON A MIDI GUITAR!

Hear the music with CD-quality through your sound card or MIDI system. Most pieces have bass/drums as well as guitar so you get a full sounding jazz trio for the tunes!

LEARN TO BE A GREAT JAZZ GUITAR PLAYER!

On screen fretboard shows you exactly what notes & chords are being played on the guitar. Slow down the performance or, better still, step through the music chord by chord, so you can learn every note as it is played!

PLUS MANY MORE FEATURES...

- Jazz Trivia Game & Guess That Song Game, Program Notes, Biographies (all on disk)
- Over 60 Top Jazz Standards with Complete Guitar Arrangements
- Listen to the music while you work in other programs
- Special support for Roland GS or General MIDI Modules
- Standard MIDI files can be copied & used in other programs or presentations
- Use your existing sound card or MIDI synthesizer

### NEW! Music Printout!

**Version 2.2 PowerTracks Pro™ \$29**

SEQUENCER/NOTATION/PRINTING FOR WINDOWS (IBM)

"Solid sequencing at an unbelievable price" Electronic Musician Sept. 93

PowerTracks Pro 2.2 is a professional full featured MIDI sequencing, notation and printing program, and is so easy to use! And we include versions for Windows 3.1 AND DOS, so you'll be able to use PowerTracks PRO on all of your machines!

PRO RECORDING, PLAYBACK, SYNC, EDIT & SYS-EX OPTIONS

48 tracks, real-time pitch bend, sound on board MIDI support, sync, 16/32/64/128/256/512/1024/2048/4096/8192/16384/32768/65536/131072/262144/524288/1048576/2097152/4194304/8388608/16777216/33554432/67108864/134217728/268435456/536870912/1073741824/2147483648/4294967296/8589934592/17179869184/34359738368/68719476736/137438953472/274877906944/549755813888/1099511627776/2199023255552/4398046511104/8796093022208/17592186044416/35184372088832/70368744177664/140737488355328/281474976710656/562949953421312/1125899906842624/2251799813685248/4503599627370496/9007199254740992/18014398509481984/36028797018963968/72057594037927936/144115188075855872/288230376151711744/576460752303423488/1152921504606846976/2305843009213693952/4611686018427387904/9223372036854775808/18446744073709551616/36893488147419103232/73786976294838206464/1475739525896764128/2951479051793528256/5902958103587056512/11805916207174113024/23611832414348226048/47223664828696452096/94447329657392904192/188894659314785808384/377789318629571616768/755578637259143233536/1511157274518286467072/3022314549036572934144/6044629098073145868288/12089258196146291736576/24178516392292583473152/48357032784585166946304/96714065569170333892608/193428131138340667785216/386856262276681335570432/773712524553362671140864/1547425049106725342281728/3094850098213450684563456/6189700196426901369126912/12379400392853802738253824/24758800785707605476507648/49517601571415210953015296/99035203142830421906030592/198070406285660843812061184/396140812571321687624122368/792281625142643375248244736/1584563250285286750496489472/3169126500570573500992978944/6338253001141147001985957888/12676506002282294003971915776/25353012004564588007943831552/50706024009129176015887663104/101412048018258352031775326208/202824096036516704063550652416/405648192073033408127101304832/811296384146066816254202609664/1622592768292133632508405219328/3245185536584267265016810438656/6490371073168534530033620877312/12980742146337069060067241754624/25961484292674138120134483509248/51922968585348276240268967018496/103845937170696552480537934036992/207691874341393104961075868073984/415383748682786209922151736147968/830767497365572419844303472295936/1661534994731144839688606944591872/3323069989462289679377213889183744/6646139978924579358754427778367488/13292279957849158717508855556734976/26584559915698317435017711113469952/53169119831396634870035422226939904/106338239662793269740070844453879808/212676479325586539480141688907759616/425352958651173078960283377815519232/850705917302346157920566755631038464/1701411834604692315841133511262076928/3402823669209384631682267022524153856/6805647338418769263364534045048307712/13611294676837538526729068090096615424/27222589353675077053458136180193230848/54445178707350154106916272360386461696/1088903574147003082138325447207729323392/217780714829400616427665089440754846688/4355614296588012328553301788815097333776/8711228593176024657106603577630194667552/17422457186352049314213207155260393335104/3484491437270409862842641431052078667008/6968982874540819725685282862104157334016/13937965749081639451370565724208314668032/27875931498163278902741131448416631336064/55751862996326557805482262896833262672128/111503725992653115610964525793666525344256/223007451985306231221929051587333050688512/446014903970612462443858103174666011377024/892029807941224924887716206349332022754048/178405961588244984977543241269866404550816/356811923176489969955086482539732809101728/713623846352979939910172965079465618203456/1427247692705959879820345930158931234406912/2854495385411919759640691860317862468813824/5708990770823839519281383720635724937676672/1141798154164767903856276744127144987535344/2283596308329535807712553488254289975070688/4567192616659071615425106976508579950141376/9134385233318143230850213953017159900282752/18268770466636286461700427906034318805665536/36537540933272572923400855812068637611331072/73075081866545145846801711624137275222662144/146150163733090291693603423248274544453224288/29230032746618058338720684649654908890644576/58460065493236116677441369299309817781289152/11692013098647223335488273859861963556257824/23384026197294446670976547719723927112515648/46768052394588893341953095439447854225031296/93536104789177786683906190878895708450062592/18707220957835557336781238175791541001212544/37414441915671114673562476351583082002425088/74828883831342229347124952703166164004850176/149657767662684458694249905406332328009700352/299315535325368917388499810812664656194007104/598631070650737834776999621625333112238804208/119726214130147566955399924325066622467760416/239452428260295133910799848650133244935520832/478904856520590267821599697300266489871041664/957809713041180535643199394600532979742092928/191561942608236107128639878920106595948418576/383123885216472214257279757840213191896837152/766247770432944428514559515680426383793674304/1532495540865888857029119031360852767587348608/3064991081731777714058238062721705535174697216/6129982163463555428116476125443411070349394432/1225996432692711085623295225088682214069888864/2451992865385422171246590450177364428179777728/4903985730770844342493180900354728856359555456/9807971461541688684986361800709457712719110912/19615942923083377369972723601418915425438221824/39231885846166754739945447202837830850876443648/78463771692333509479890894405675661701752887296/156927543384667018959781788811351332340151774592/313855086769334037919563577622702646802303549184/627710173538668075839127155245405293604607098368/1255420347077336151678254310490810581209214196736/2510840694154672303356508620981611632418428393472/5021681388309344606713017241963223264836856786944/10043362776618689213426034483926446529721735733888/2008672555323737842685206896785289305944347146752/4017345110647475685370413793570578611888694293504/8034690221294951370740827587141157323777388587008/16069380442589902741481655174282346467554777174016/32138760885179805482963310348564692935109554348032/64277521770359610965926620697129385870219108696064/128555043540719221931853241394258771740438217392128/257110087081438443863706482788517543680876434784256/514220174162876887727412965577035087361728695768512/1028440348325753775454825931154070174723457391537024/2056880696651507550909651862308140349468914783074048/4113761393303015101819303724616280698937829566148096/8227522786606030203638607449232561397875659132296192/1645504557321206040727721489846512679571131826492384/3291009114642412081455442979693025359142263652984768/6582018229284824162910885959386050718284467305969536/13164036458569648325821771918772101436568934611939072/26328072917139296651643543837544202873137869223878144/52656145834278593303287087675088405746275738447756288/105312291668557186606574175350176114892551476895512576/21062458333711437321314835070035222978510295379102512/42124916667422874642629670140070455957020590758205024/84249833334845749285259340280140911914041181516410048/16849966666969149857051868056028183828082363023282016/33699933333938299714103736112056367656164726046564032/67399866667876599428207472224112735312329452093128064/134799733335753198856414944448224662624658441081636096/2695994666715063977128298888964493252491168821667212192/53919893334301279542565977779289865049823376433334424384/10783978666860255908513195555857973009946752866666888896/21567957333720511817026391111715946019893505733333777792/43135914667441023634052782223431892039787011466667555584/86271829334882047268105564446863784079774022933335111168/172543658669764094536211128893727568159548045866670222336/345087317339528189072422257787455136319096091733340444672/69017463467905637814484451557491027263818118346668088944/1380349269358112756289689031149820553276362366933361777888/276069853871622551257937806229964106655272473386672355776/5521397077432451025158756124592820133110544867733447111552/11042794154864902050317512249185640266210897355484882223104/22085588309729804100635024498371280532421794710969684446208/44171176619459608201270048996742561064843589421939368892416/88342353238919216402540097993485121329687178843878737784832/176684706477838432805080195986970242659374356887757475576664/353369412955676865610160391973940485318748713775514915333328/70673882591135373122032078394788097023749742755102928666656/141347765182270746244064166789576194047494885510205857333312/28269553036454149248812833357915238809498977102041171666624/5653910607290829849762566671583047761899795420408234333328/11307821214581659699525133343166095523799590840816468666656/22615642429163319399050266686332191047599181681632937333312/45231284858326638798100533372664382095198363363265874666624/904625697166532775962010667453287641903977267265317333328/180925139433306555192402133490657528380795453453063466656/361850278866613110384804268981315056761589109106127333312/72370055773322622076960853796263011352317821821225466624/144740111546645244153921707592526022704635643642450933348/289480223093290488



# Hitchhiker's Guide to Plug-Ins

one moment to the next, depending on the strength of the mono component of the input signal. A low-frequency, boost-only equalizer is designed to help in situations where the stereo processing might cause the center image to sound too thin.

Of all the modules I played with, this one seems the least useful. The user interface is simple; so simple, in fact, that I couldn't get it to do much. I could only hear the effect when the Input, Spread, and Center controls were at their full-up (labeled, oddly, "0.00 dB") positions, and even then it was marginal. Perhaps there is some good technology here, but the module doesn't make it easy to get at. The biggest problem might be the sketchy documentation.

For TDM systems, the company is planning *QSys/TDM* (\$1,495), which will process up to four mono sources simultaneously, creating a wide-stage stereo image for each. The stereo stage spreads a full 180 degrees, and individual delay lines of up to 30 ms can make the sounds appear larger. Extensive panning control is included: Sounds can be placed and moved around with the mouse, and the movements can be recorded and edited after the fact. When played back, the movements can be locked to SMPTE or MIDI Time Code, or triggered by MIDI note commands. I didn't get a chance to try this module, but it should be available by the time you read this.

## STEINBERG (TDM)

The German makers of *Cubase* sequencers are developing two TDM plug-in products, both of which are scheduled to be available by midyear (which means neither was available for testing). *DeClicker* (\$995) is designed to remove clicks and pops from recordings in real time. Parameters include Threshold, Quality, and Record Type (for use with different types of recording media).

The *Virtual FX Rack* (\$399) will provide five plug-ins in one package.

The plug-ins include a stereo chorusing module called (I'm not responsible for this!) *Hallelujah*; *Pandora*, a stereo auto-panner; a stereo plate-reverb emulation called *Plate Runner*; a spatial enhancer called *Stereo Wizard*; and *Y-cables*, a signal merger/patcher utility that can function on the same DSP chip as *Pandora* or *Hallelujah*.

## WAVES (SD II/TDM)

The Israeli company Waves was one of the first off the blocks with both *SD II* and TDM plug-ins and leads the pack in sheer number of products. Their plug-ins have consistently scored high among users for good design. All four of their current modules are available in TDM and *SD II* versions.

The *C1* compressor/gate module (*SD II* \$700; TDM \$850) includes a compressor/limiter, gate/expander, and filter. The compression attack time is adjustable down to 0.01 ms, and the

"lookahead" feature unequivocally eliminates high-level transients, which would be extremely difficult with an outboard compressor. Release time can be fixed or program-dependent; in the latter mode, transients that last less than a certain duration will cause the module to use a shorter release time, so the compressor gets out of the way more quickly. Both the compressor and the gate modules have controls that can be set visually, with a graph of the transfer curves always in view.



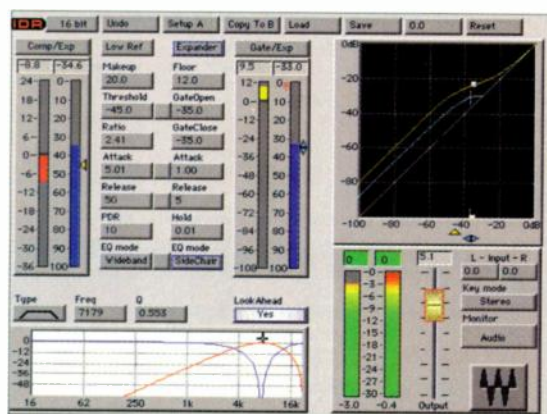
Steinberg's *Virtual FX Rack* is a package of five plug-ins, including *Hallelujah 2!*, a stereo chorusing module.

An interesting problem is that in the Pro Tools/TDM environment, the *C1* module imposes a delay on the program material of up to 7.5 ms. (The exact time depends on the sampling rate.) To avoid this, you either have to move the tracks you are processing 7.5 ms to the left, or slide all the other tracks 7.5 ms to the right.

The filter can be set up as a high-pass, lowpass, bandpass, or band-reject with adjustable frequency and Q. It can be inserted prior to the compressor and/or gate modules as a preprocessing filter, or it can be used in a "split" mode in which only certain parts of the spectrum get processed while the rest passes unchanged. The module normally acts in stereo, but it offers another highly useful mode that is unique to the Digidesign environment: It can be set up in dual mono, with one channel gating or ducking the other.

For all its flexibility, *C1* is easy to work with. The compressor's attack is very smooth, so much so that it's difficult (although not impossible) to get it to "pump" the sound in response to a kick drum or bass. The gate has the opposite problem: It's jumpy, and even though the attack and release are adjustable, it's difficult to make it operate smoothly. The filter and sidechain effects are clean and well implemented.

*Q10* (*SD II* \$450; TDM \$600) is a 10-band, fully parametric equalizer, configurable in stereo or dual mono. Each band is adjustable as to type (shelving or peaking), gain ( $\pm 18$  dB), frequency, and Q. Curves can be drawn directly on the screen while the sound plays, and you can even sweep quickly up and down or across the spectrum, with no glitching.



Waves *C1* compressor/gate module combines a compressor/limiter, gate/expander, and filter. A "lookahead" feature eliminates high-level transients.





## SERIOUS FUN.

**SERIOUS.** Like for starters: 160 great sounding Tones (128 General MIDI compatible, plus 32 unique to the KC20), crystal-clear sound quality thanks to a 16-bit DAC, a built-in IBM/MAC/NEC Serial Computer Interface requiring no external interface other than a cable, 64 User-Definable Patches that store splits, layers and parameter data for the Digital Reverb and other effects, 7 killer Drum Kits each with incredible varieties of sound textures. Kawai's been packing power into small packages for some time now, but this time we've even outdone ourselves: the KC20 is one serious machine.

Isn't it time you had some serious fun with your music? And at just \$699.00 retail, the KC20 is seriously the most bang for a buck you're going to find at your dealer's. Check it out today. Your guitar player may hate you for it, but hey, it's about time they shared some of the limelight.

**FUN.** Like you've never had before, because the KC20 comes with built-in pegs that allow you to strap it on and take off to some places you've never been: like center stage. With a KC20 you're no longer chained to a rack of keyboards: the elegant slim-body design and incredibly light weight (just 9.1 lbs) allows the KC20 to be played just like a remote keyboard — and unlike most remotes, it not only has a full 61-note keyboard, it also looks and functions like a true keyboard instrument, not a space probe.

# KAWAI

Digital Magic.





# K-ROK'N IN THE FREE WORLD

Sweet!



The new KRK K-Rok close-field monitor looks as if it's been carved out of solid granite. These bizarre-looking little monsters feature a unique box design that produces better linearity and low-end punch than any monitor in their class.

Featuring a powerful 7" long-stroke woofer, a 1" silk-composite dome tweeter and fanatical KRK engineering, the affordable K-Roks (\$449.00 per pair) deliver the smooth response and high power handling capability that have made KRK monitors legendary.

Perfect for the home studio, K-Roks provide world-class performance without blowing your budget. Why settle for some cheaply-constructed mini-monitor when you can own an authentic KRK reference monitor for about the same dough? Contact your local KRK dealer for a K-Rok demonstration. K-Rok, fanatical by design.



Distributed by Group One  
East Coast Office:  
(516) 249-1399 • FAX (516) 753-1020  
West Coast Office:  
(310) 306-8823 • FAX (310) 577-8407  
KRK Monitoring Systems  
16462 Gothard St., Unit D  
Huntington Beach, CA 92647  
(714) 841-1600 • FAX (714) 375-6496



# Hitchhiker's Guide to Plug-Ins

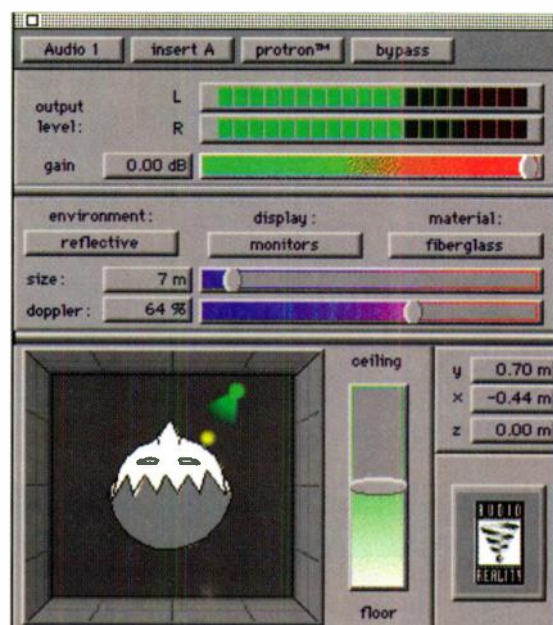
Filter points can be copied, pasted, and grouped. Automatic gain-normalization is available, and a Requantization function can be invoked to minimize noise when producing 16- or 20-bit files. The equalization sounds great, with no ringing or other obvious phase errors, and the interface is almost completely intuitive, the very model of a modern software module. (*Q10* was reviewed in the June 1994 *EM*.)

The *S1 Stereo Imager* (SD II \$500; TDM \$650) performs some interesting tricks with the stereo soundstage. It can pull down sounds on one side of the stage and pull them up on the other side without affecting the position of sounds in the center. Conversely, it can move sounds in the center to one side or the other without changing the overall stereo balance. It can also adjust the apparent width of the stereo image. A Shuffling function (with a silly name) increases the stereo separation of bass

frequencies, with an adjustable crossover point, to produce a more spacious image.

All the operations are designed for maximum mono compatibility, with minimal added "phasiness," and metering is provided in both left/right and mono/stereo modes. The processing is smooth and artifact-free. The best part is the display: It uses triangular vectors, adjustable with the mouse, on a grid of concentric semicircles, which makes perfect sense.

I have saved the best for last: Engineers who have worked extensively with Waves' *L1 Ultramaximizer* (SD II \$650; TDM \$800) can't say enough good things about its performance. The manufacturer claims that the peak limiter/"re-quantizer" module increases the "apparent resolution" of a sound by three bits. If you put



With Crystal River Engineering *ProTron*, you can place and manipulate sound within a 3-D soundfield.

aside the hype for a moment, what you really have with *L1* is a brickwall compressor/limiter that lets you accurately and absolutely define the dynamic

**SOUND CONTROL**

**Get a grip on your sound.**

**The PreSonus DCP-8**

Get the PreSonus DCP-8 Studio Enhancement System.

**8 automated fader channels, 8 compressors, and 8 dynamic noise gates.**

Channel grouping, stereo linking, and pro gear to line level conversion. Recall 100 audio scenes instantaneously: all in a single rack space with specs that will rattle your digital recorders cage!

Ask your dealer for the PreSonus DCP-8 right now.

**PreSonus** Audio Electronics

"WHERE ARTISTS CREATE AND TECHNOLOGY PERFORMS"

(504) 344-7887



# Hitchhiker's Guide to Plug-Ins

range of a mix, plus a requantizer and dither generator that lets you hear what that processed mix sounds like in different file formats and different bit resolutions.

If you are "downsizing" the file by reducing the number of bits, you can choose from two dithering/noise-shaping algorithms. One maintains the signal's linearity, while allowing the noise

floor to increase to the level normally associated with the lower bit depth. The other sacrifices linearity, which introduces some low-level distortion, but it keeps the noise floor so far down you'd swear you were using a lot more bits than you are, hence the hype. You couldn't ask for a more powerful tool for creating 8-bit "multimedia" files (actually 16-bit files in which the last eight bits have no information) from your precious 16-bit recordings. I found it easy to set up *LI*, and it sounds very musical.

The TDM versions of *CI*, *Q10*, and

*LI* can be used as TDM or *Sound Designer II* plug-ins. A separate application, *WaveShellTDM* (\$100), must be installed to "patch" them into the TDM bus. According to Waves, *WaveShellTDM* provides a software gateway that lets you run multiple Waves plug-ins, while making the TDM core system think there is only one plug-in. That way, more than one Waves plug-in can run on the same chip (which is not possible with other plug-ins), assuming you don't exceed the chip's resources.


In addition, you can run the same Waves plug-in up to three times simultaneously (up to six times with *SI*). The module software is not copy-protected, but you need a hardware dongle, which comes with *WaveShellTDM* and attaches to your ADB port between the Mac and the keyboard, to make any of it work. The dongle only supports three simultaneous software modules; if you want to use more, you must buy more authorizations. (Waves updates the dongle remotely, via modem.)

As I write this, there are still some hardware and software incompatibilities in Waves' products. None work with *Sound Designer II* 2.8 on Pro Tools III or Session 8 hardware, although they work just fine with Pro Tools 2.0 on that hardware. According to Waves, all of this will be fixed in a free upgrade by the time you read this.

Waves offers two other interesting products. Their *Q6* 6-band equalizer (\$400) is available for Sound Tools I hardware systems only. The other product, *WaveShellRT* (\$100), is a real-time program that lets you modify incoming signals using whatever Waves plug-ins you have installed. Unfortunately, it won't run in the background with interrupt-driven applications, such as a sequencer; for example, you can't use your MIDI sequencer as an automation controller while processing audio.

## PROPRIETARY PLUG-INS

In addition to supporting TDM and *SD II* plug-ins, EMAGIC and Opcode have announced their own program "extensions" for their digital-audio sequencers. (Extensions are software modules that add features to an existing program. Plug-ins are one type of extension, but they are not the only type. For instance, one EMAGIC extension is a driver that lets *Logic Audio* address Yamaha's CBX-D5 hard-disk recorder.) Space doesn't permit a



Macintosh is a registered trademark of Apple Computer, Inc.

# MAX

for Macintosh®

- ▶ **MAX** is a real-time, object-oriented programming environment that can create an infinite number of custom stand-alone applications.
- ▶ With **MAX** there is no need to learn arcane commands or languages because MAX programs, called "patches," are written by connecting graphical objects.
- ▶ The timeline editor contains tracks that allow synchronous control of **MAX** patches. Timelines can be synchronized to SMPTE, MIDI beat clock, or can be controlled by other patches.
- ▶ **MAX** patches can be used to control CD-ROM drives, audio cards, serial ports, laser disc players, MIDI devices, Power Gloves, QuickTime movies and internal Macintosh sounds.

Opcode Systems, Inc.  
3950 Fabian Way,  
Palo Alto, CA 94303

# O P C O D E

For more information:  
1-800-557-2633  
Extension 250



# all the power of the DP/4 ... plus

**1/4" Balanced TRS  
Inputs/Outputs**

**Seamless Switching  
of Effects**

**New Guitar Effects**

**Built-In Guitar Tuner**

**Combination XLR/ 1/4"  
Front Panel Input**

**Vocal "Remover"  
Algorithm**



## introducing the new DP/4+

The DP/4. You've heard about it from the many rave reviews it received around the world. Or any number of top studios and engineers who have used it on hit records, soundtracks, and commercials.

It offered an unheard-of 4 inputs and 4 outputs, with 4 independent high-quality effect processors. Able to process from 1 to 4 different signals with true stereo output. All with a rich sound, and effects covering everything from mixdown, to live sound, to your guitar.

How could we hope to top that? Simple. We listened. To reviewers, top artists, studios, and your comments. The result? The new DP/4+.

Along with the great sound and features of the original, the new DP/4+ will integrate into your studio (*home or pro*) with better signal matching and ease-of-use. If you're a guitar player you'll appreciate our improved effects switching and new amp simulations. As well as the built-in tuner and headphone jack.

Introduce yourself to the power of the DP/4+. And thanks for the input!

*For more information or the dealer nearest you, call 1-800-553-5151. Or, try our automated fax retrieval system at 1-800-257-1439.*

**Headphone Jack  
with Output Mute**

**LED Indicators to  
Show Configuration**

**+4/-10 Switch**

**ENSONIQ**

LEADING THE WORLD IN SOUND INNOVATION

☐ Send me more information on the DP/4+.

Also send info on:

- ☐ TS Series synths    ☐ ASR-10 samplers  
☐ SQ Series synths    ☐ KS-32 weighted action synth  
☐ KT Series 64 voice weighted action synths

☐ I'd also like your *make music* think ENSONIQ demo CD (enclosed is \$5.00 for shipping and handling).

Name

Address

City  State  Zip

Phone (  )

Mail to: ENSONIQ, Dept. E-53, 155 Great Valley Parkway, P.O. Box 3035  
Malvern, PA 19355-0735 (610) 647-3930 voice (610) 647-8908 fax



# NOTEable MIDI

external MIDI interfaces for all notebook, laptop & desktop PCs

FOR IBM

## MIDIEngine 2Port/SE

Pro model features 2 independent Midi ports to drive 32 channels, with bullet-proof SMPTE sync.

## MIDIEngine Note/1+

1 Midi In / 2 parallel Midi Outs, with printer sharing port & front panel monitor LED's.

## MIDIEngine Note/1

Compact unit with 1 Midi In / 1 Out. Perfect for portable MIDI power.



All units connect to parallel printer port for tight trouble-free performance. Multi-client Windows drivers included.



**Music Quest**

USA / Canada: 1-800-876-1376

1700 Alma Drive, #330 Plano, TX 75075 Ph: 214 881-7408 Fax: 214 422-7094

Music Quest, MIDIEngine 2Port/SE, Note/1 and Note/1+ are trademarks of Music Quest, Inc. Other trademarks acknowledged

## Hitchhiker's Guide to Plug-Ins

detailed discussion of these proprietary extensions here, so for now, just keep in mind that they are not the same as TDM or SD II plug-ins.

To complicate the situation a bit, Adobe Systems offers an open-standard plug-in format for its *Premier* multimedia software, and OSC has opted to support this format for its *Deck II* audio-recording program. Because it addresses Digidesign's hardware through OSC's software engine, rather than through DAE, *Deck II* is able to wrangle more audio tracks from the hardware than its competitors. The down side of this approach is that OSC's program does not support TDM, nor is it compatible with Pro Tools III, which requires DAE. An OSC spokesperson stated that several leading TDM and SD II plug-in developers, including Waves, will release Adobe-format versions of their plug-ins for use with *Deck II*.


## PLUG IN, TURN ON, DROP IN

Digidesign's universe, like Einstein's, is constantly expanding, and it shows no sign of slowing down as more developers from all over the world jump in. These tools will become even more useful as transformations across multiple platforms become easier and faster. Improved user interfaces and increasingly tight integration seem virtually inevitable.

Things will get even more interesting as Power Macs, with their impressive built-in DSP capabilities, become more prevalent. They won't make hardware obsolete—you'll still need inputs and outputs, and additional processing power is always desirable for digital audio—but the amount of power you'll be able to wield for a given dollar investment will make today's tools look positively Jurassic. Watch out!

(Thanks to Marsha Vdovin, Wynn Bowman, Dan Caccavo, Dave Lebolt, Dave Frangioni, and the gang at Parsons Audio for their invaluable assistance.)

**Paul D. Lehrman** is the coauthor of *MIDI for the Professional*, available from *Mix Bookshelf*, and is the director of the *Pro School* program at the University of Massachusetts Lowell.



## MIDISCAN<sup>®</sup>

FOR WINDOWS

Introducing Version 2.0 of MIDISCAN, the music-reading software that converts printed sheet music into multi-track MIDI files.

Now, you can scan and playback your score inside of MIDISCAN!

- ♪ Fast and easy. 1 to 5 minutes per page with 90-98% accuracy.
- ♪ Recreates score as standard notation. Compare & edit on-screen.
- ♪ Includes TWAIN-compliant scanner interface plus a fully-featured MIDI sequencer for playback and modification. True scan and play.
- ♪ Export files into any notation program for transposition and printing.
- ♪ \$299 SRP. Call for our scanner bundles that include MIDISCAN free!



**1-800-676-8055**

FAX: 805-646-8099





# REACH FOR IT!

**An incredible performance keyboard controller is out there for you.**

The world is full of wonderful sounds, and you can put them at your fingertips with the Fatar Studio Series MIDI keyboard controllers! Since feel is such an important consideration when purchasing a keyboard controller, Fatar, the world's largest keyboard manufacturer, has designed their latest models with a remarkable touch of the keys that mimics the feel of the best synthesizers right through to the authentic feel of a traditional acoustic piano.

Fatar has a full range of keyboards that have a multitude of playing features for every musician from

the beginner to the pro, to the multi-media computer user, **starting at only \$199.95**. The synth actions are light and responsive without a hint of sponginess. The hammer-actions on the 88-note controllers are rated the best in the business.

Fatar's natural dynamics are due to response curves that have been refined with the help of some of today's top leading players. The possibilities are limitless. So reach for a Fatar Studio controller at your nearest music store and witness the alternative way of control. **Play it! Enjoy it! Feel the music!**

**FATAR®**  
**MIDI CONTROLLERS**

Exclusively Distributed in the U.S.A. by  
**MUSIC INDUSTRIES CORP.**  
99 Tulip Avenue, Floral Park, NY 11001  
(516) 352-4110 • FAX: (516) 352-0754

- ☐ Send me the FATAR interactive product demo CD for MAC and IBM (enclosed is \$5.00 for shipping and handling).  
☐ I would also like to receive your full color catalog. (enclosed is \$2.00 for shipping and handling).

Name

Address

City  State  Zip

Phone (  )

Mail to: Music Industries Corp. Dept. 715, 99 Tulip Ave. Floral Park, NY 11001



By Russell Cardwell

D r e a m

S e q u e n c e s



It's a nightmare. What should have been a simple three-to four-hour session is entering its tenth agonizing hour. Exhausted, irritable, their endurance spent, the musicians and engineer can no longer concentrate on the job at hand. Much of the session has been spent trying to figure out what sound is supposed to be assigned to which track on the sequencer. There's a crash cymbal where the snare should be, and the bass-drum part is being played by a timbale. As dawn approaches, noise and errors creep onto tape unnoticed. Hours of costly studio time have been squandered, and a project that was months in the making is ruined, perhaps beyond repair.

What an unnecessary waste! If the sequences had been better prepared for the studio, this unhappy scenario could have been prevented. MIDI technology puts powerful tools into the hands of musicians,

**Avoid nightmares by  
prepping sequences for  
pro-studio mixdowns.**

yet techniques to use these tools efficiently in a professional recording studio are many times learned only through costly trial and error.

Fortunately, you don't have to learn these lessons the hard way.

These useful strategies and procedures, which I developed over the years, will help you avoid some common pitfalls and make the most of your studio time. Let's begin by scrutinizing the development of an imaginary project.







Illustration by Troy Thomas



## Dream Sequences

### RIGHT FROM THE START

You've been contacted by Betsy Bigger of Bigger & Bigger Ad Agency. One of their clients, Stupid Products, Inc., is launching a corporate-imaging campaign, and they want signature music. You agree to produce a jingle and a series of related songs based on their new ad slogan, "Get Stupid, Now!" You have settled on a price and a delivery date, signed the contracts, and are ready to begin.

Your first step is to fire up your sequencer and open a template, which is a sequencer file that contains your default settings. Creating a template is easy: Just open a new file, assign each of the sounds you commonly use to a track, and save the file with the name "Template." You want to use this otherwise-empty file as a starting point from now on, so be sure to keep it pristine by saving it with a different name after you've actually begun entering sequence data. (On a Mac with System 7.0 or later, you can make the template a Stationary file that will open as a new, untitled document each time.) Using a template not only saves you time in pre-production but helps you maintain consistent standards from project to project. This consistency saves you time and money when you bring your project into a professional studio.

A portion of a template I work from is shown in Fig. 1. I have used these track and MIDI channel assignments for several years and can find my rhythm section blindfolded. Piano occupies track 3/channel 9 and bass is on track 2/channel 2. Drums are on channels 3 and 4, with each sound on its own track. Additional sampled instruments occupy channels 5 through 8. Channels 10 through 16 and the channels on MIDI port B are available for synths and other samplers.

Channel 1 contains a controller patch called "MIDI Inst." MIDI Inst has a sidestick sample assigned to MIDI note 127, outside the range of my keyboard. My sequencing template uses this sample to play a click track. All the other notes in MIDI Inst have no

sound. That way, channel 1 is always available in the studio to add a new part at the last minute, send messages to an effects device, control MIDI mutes or faders, and so forth.

These channel assignments do not conform to the General MIDI specification, which was not available when I chose my defaults. GM provides a common set of track and channel assignments, which simplifies and streamlines your job considerably. Therefore, it is a good idea to go with GM assignments, at least to the extent you use the standard set of instruments covered by GM. (For details on General MIDI, see "MIDI for the Masses" in the August 1991 EM; for applications notes, see "Generating General MIDI" in the September 1992 issue.)

### ISOLATING TRACKS

Referring again to the template shown in Fig. 1, notice that each drum sound is assigned to a separate sequencer track. This is very important. In the studio with the clock running, you need to be able to quickly solo and mute these instruments so they can be recorded separately.

Why record them separately? Recording drum tracks one at a time makes it easier to notice any problems. For example, you won't be surprised by that annoying pop at the end of your snare sample during mixdown. You may also want to equalize or compress some sounds as they go to tape, saving time and compression channels. (There *never* seem to be enough compression channels at mixdown time. Is this an immutable law of the universe?)

To isolate your drums, you'll need to plan and prepare. Some sequencers allow you to define devices, automatically routing incoming MIDI data to appropriate tracks. For example, you might create a device that defines notes between C3 and G3 as Kick Drum, notes between G#3 and C4 as Snare, C#4 as Rimshot, D4 as

Sidestick, D#4 as Snare Roll, and so on. With this setup, you need only play the parts and let the sequencer sort them onto separate tracks for you.

Other sequencers require you to exercise a little more ingenuity. One sequencer may allow you to set up input filters so that each track responds only to notes within a specific range. Another may require that you record all the drums on a single channel, then copy a range of notes to your Kick track, another range of notes to your Snare track, and so forth.

If you are using the internal sequencer in a keyboard, you may be unable to separate, mute, and solo tracks in this way. To get around this, after you've finished sequencing, save a copy of your song, renamed "Stupid Jingle—Kick." In this copy, delete everything but the kick. Then save another copy as "Stupid Jingle—Snare" and delete everything but the snare. Repeat the procedure as needed.

Even if your sequencer can isolate and solo tracks, you may want to use this strategy to save time. For example, if your song consists of several linked sections, it can take a while to go through each section and select one instrument to solo. Ultimately you may find that it is much quicker to simply

	R	M	S	Name	Loop Bars	Instrument
1				Click		1 MIDI Inst
2				Bass		1 Bass 2
3				Piano		1 Piano 9
4				Kick		1 Drums 3
5				Snare		1 Drums 3
6				Rim		1 Drums 3
7				Stick		1 Drums 3
8				Roll		1 Drums 3
9				Tom 1		1 Drums 3
10				Tom 2		1 Drums 3
11				Tom 3		1 Drums 3
12				Tom 4		1 Drums 3
13				Closed Hat		1 Drums 4
14				Half Hat		1 Drums 4
15				Open Hat		1 Drums 4
16				Foot Hat		1 Drums 4
17				Ride 1		1 Drums 4
18				Ride Bell 1		1 Drums 4
19				Ride 2		1 Drums 4
20				Ride Bell 2		1 Drums 4
21				Crash 1		1 Drums 4
22				Grab 1		1 Drums 4
23				Crash 2		1 Drums 4
24				Grab 2		1 Drums 4
25				Splash		1 Drums 4
26				China		1 Drums 4
27				Claps		1 Drums 4
28				Tamborine		1 Drums 4

FIG. 1: Basing your sequences on a standardized template promotes consistency, which saves time in pre-production and in the professional studio. Notice that each drum is assigned to its own track. This allows each sound to be quickly soloed and recorded individually.



Creative control, superlative sound and uncompromising support — Lexicon's commitment to the audio professional.

STUDIO SERIES


# The PCM80: the stunning new effects standard.



The **Lexicon PCM80** is fast becoming the new effects standard for audio engineers the world over. And with its unique DSP engine and robust complement of features, you can be sure the **PCM80's** going to be around for some time.

Upgradeability is simple with a **PCMCIA** memory card — a genuine professional advantage.

The **PCM80** comes loaded with 200 stunning delay/modulation,



True plug-'n'-play: **PCM-80** PCMCIA cards offer new algorithms (available soon); preset effect banks from today's masters of audio production; and RAM storage for your own sounds.

# Lexicon

**Heard In All The Right Places**

spatial and reverb effects — and plenty of room for your own creations. The **Adjust knob** makes it easy to tailor any sound instantly with a single control. There's Lexicon's unique **Dynamic Patching™** along with complete **MIDI, Tempo & Tap-tempo** control. And there's the legendary **Lexicon Sound**. Try the **PCM80** yourself at your Lexicon dealer. And hear today's new standard.

Contact: 100 Beaver Street, Waltham, MA 02154 Tel: 617/736-0300 Fax: 617/891-0340 E-Mail: 71333.434@compuserve.com

A Harman International Company

WRH



## Dream Sequences

load a new song into your sequencer between each take.

### THE ART OF DRUM MAPPING

Regardless of the strategy you use to place each instrument on a separate track, you'll get better results if your drum kits follow a consistent key map. Once again, consistency offers many advantages, such as making it easy to audition different kits with the sequencer running or to import new drum samples into a kit. However, remapping all your drum kits can be tedious and time consuming. Take one of those weekends when you really should be out doing something useful for yourself, brew up some strong coffee, gather all your floppy disks around, and get ready for some really obsessive/compulsive behavior.

One way to make mapping easier is to create one drum kit as a template, clone it a dozen times, and import new drum samples into the clones. Another way is to use the General MIDI drum map (see table, "General MIDI Drum Map"). While the GM map has some drawbacks, it has one tremendous advantage: It's a standard adopted by many manufacturers, and most new gear will probably include it as a default. By adopting this map, you could save yourself plenty of tedium.

While you're at it, here's another tip.

Create two versions of each kit: a pre-production kit and a studio kit. Pre-production versions are optimized for sequencing, with drums and percussion panned in a natural stereo image. Studio versions are optimized for tracking, with kick and snare assigned to individual audio outputs (assuming your sound source has multiple outs). Depending on how many outputs and tracks you have, you may also want to isolate your hi-hat, a stereo spread of toms, and a stereo spread of cymbals.

This may seem like an awful lot of work now, but it will save you a few minutes between each track. And remember, in the studio, time really is money.

### ON YOUR MARK, GET SET . . .

Let's assume you've finished sequencing. The client has approved the demo tracks, and you have booked some studio time. Now you're ready to prepare your sequences for the studio.

The first step in this process is to attach a count-off to each song in your project. To make this as painless as possible, create a sequence two measures long, give it a clever name (such as "CountOff"), and save it in the same location as your template. The count-off sequence I use consists of two measures of click. When I'm finished with pre-production, I adjust the tempo and time signature to match the beginning of each song, and I paste it in.

Even if you have no intention of adding live instruments to your song, it doesn't hurt to have some count-off measures. You never know what might happen in the studio. You may run into a Kaluli Mouth Harp virtuoso who is perfect for your track. Keep your options open. But these count-off bars will serve other purposes, too.

These two bars give you the opportunity to reset all your MIDI instruments. The count-off sequence I use contains Pitch Bend and Modulation messages of zero. If I have used any other

controllers during the song, I paste in zero messages for those, too. This is also a good spot to place your initial Program Change messages.

### NORMALIZING GAIN

Perhaps the most important function of the count-off sequence is to normalize the gain of your instruments. Throughout the pre-production phase, you have been making a rough mix of your tracks. You probably used MIDI Volume messages to do this. In the studio, though, you want to record each instrument at an output level most likely to achieve the maximum signal-to-noise ratio. For most synths and samplers, this is full volume. There are a few exceptions, particularly with older instruments; experiment with your gear to find the best levels.

To simplify this process, include in your count-off sequence a MIDI Volume message of 127 on each channel. During the sequencing process try to adjust levels using the mixer, rather than MIDI messages. Unless your mixer features automation, this means you must abandon the pleasures of automated mixing with MIDI Volume messages. That is the trade-off for maximizing the signal-to-noise ratio.

Adjusting individual instrument levels at the mixer may be impossible with multitimbral devices that lack sufficient audio outputs, however. In that event, use the minimum number of Volume messages required, preferably placing them on beat 1 of the pattern, where they are easy to find and delete. When you paste the count-off measures into the song, delete all other Volume messages. It may sound a bit odd if the wind chimes blast away the lead guitar, but it keeps your tracks clean.

At the same time, you should make a thorough check of all Velocity messages. Most of the time, these can stand some tweaking. A common practice in most studios is to apply compression to at least the kick, snare, and bass. You can save some studio time by compressing their Velocities now. The simplest way to accomplish this is to divide their Velocity values by two and add the same number to all of them.

### Consistency



### saves you time



### and money.



FIG. 2: A simple database program is a great way to document and track the details that abound in every project.



**T**hat's right. For \$199, you can get state-of-the-art Digidesign recording, editing and mixing digital audio software—everything you need for high-quality digital audio production. What's more, with a Power Macintosh® you don't need any additional audio hardware to use it.

If you're into music and digital audio, you have to have Digidesign Session software running on your Mac. What will you get? Well, 4–16 tracks of simultaneous 16-bit 44.1 or 48k playback, digital parametric EQ, and complete automation of volume and pan for starters. Move on to superb non-destructive editing tools and incredible mixing power that will significantly improve your performances. And if you've caught the multimedia wave, Session has truly astounding



**QuickTime™**  
synchronization  
and audio posting  
features.


Imagine this—you've just finished laying down three takes of your lead guitar. Now you're ready to get started. With Session, you can cut and paste your takes together any way you like, as many times as you like, without altering your original tracks. That means you can create a composite performance of all your best takes, add different volume and pan

automations, experiment with crossfades and EQs, and more. In addition, Session is built on the Digidesign Audio Engine (DAE™), fast becoming the development standard for all digital audio workstations for the Macintosh.




This means you aren't investing in a dead-end system: Session software grows as your needs do with products from Digidesign and our strategic Development Partners. In fact, no other manufacturer offers a more complete suite of products for all your digital audio production needs.

We're so convinced you'll be amazed with Session software that we're offering it for a limited time at a special introductory price of \$199. (That's a \$395 value). What's more, Session is yours **free** when you buy Digidesign's Audiomedia II system. These offers are good from June 1 through October 31, 1995. So see your dealer now or **Call 800-333-2137 ext. 140** to get a **free demo version** on CD-ROM.



# DIGIDESIGN® PRICE. POWER. PERFORMANCE.

## THE MULTITRACK RECORDING SYSTEM FOR \$199.



1360 WILLOW ROAD • MENLO PARK • CA • USA • 94025 • 415.688.0600 • EUROPE [LONDON] 44.181.875.9977

ASIA: Tom Lee Music - Hong Kong (852) 2723 9932 • Distributed Processing Systems, Inc. - Manila (63) 2 894 5111 • Century Sound - Seoul (822) 756-3331 • Multimedia Studio - Singapore (65) 339 1835 • Centro Corporation - Taipei (886 2) 563 5870  
© 1995 Digidesign, Inc. All features and specifications subject to change without notice. Session Software, DAE, Audiomedia II, Sound Designer II, DILR and Digidesign are registered trademarks of Digidesign, Inc. All other trademarks are the property of their respective holders.



## Dream Sequences

For example, let's assume your kick-drum track's Velocity values range from 72 to 127, and you want to compress them so that they fall within the range of 100 to 127. Select the entire track, divide all the Velocities by 2, and add 64 to each one.

### DECISIONS, DECISIONS

Now is the time to make some decisions about how you are going to treat your MIDI instruments in the recording studio. First, you're going to need to decide which instruments to lay to multitrack tape and which to keep virtual (played by the sequencer in sync with the multitrack).

There are several advantages to keeping the maximum number of tracks virtual all the way to mixdown. It lets you create far more tracks than are possible with a tape machine. Also, you can edit all virtual parts and their accompanying sounds, in fine detail, right up to the last minute. Finally, although this may be of decreasing importance in the age of digital recorders, virtual tracks are recorded with first-generation fidelity at mixdown.

There are at least two big negatives to keeping the tracks virtual. First, you end up using a lot of effects processors simultaneously at mixdown. If you take the tracks to tape, you can use the studio's high-end superprocessor more than once.

But for me, the main issue is how many times you end up lugging your gear to the studio. Any instrument you leave virtual may have to be carried to the studio for a given session. When the guitarist comes in to record tracks, you may have to haul your gear to the studio, and you might have to do it again every time the sax player, lead vocalist, and background singers come in. And then you need to haul it for mixdown. You could waste quite a few studio hours setting up and tearing down your gear.

A few workarounds can help you keep your tracks virtual. First, keep in mind that most session players don't have to hear the entire mix to do an

overdub. The sax player might be able to do just fine with a taped scratch vocal and sequenced bass, drums, and pad. You can do that with one 32-voice sound module, and it doesn't necessarily have to be a module used at mixdown. If you have been using General MIDI track and channel assignments from the beginning, you'll reap the benefits here; one low-cost GM module might even handle all the interim sessions.

The other alternative is to record to tape, at the first session, a rough stereo submix of the virtual tracks required for overdubs. These scratch tracks are merely intended to supply the same basics as the single-module sequence and can be dumped later, but in the meanwhile, they could relieve you from the hassle of hauling synths and sequencing gear every time.

Another point to consider is whether the instrument needs to be treated with a specific effect. For example, a crunch guitar sample may need to be processed through a speaker emulator or guitar effects unit. If so, it may be more convenient to put the instrument on tape, especially if you want to use your own effects box. (It's one less box to carry around.)

The next decision you need to make is what to do about stereo samples. Stereo samples sound great, but they take twice as many tape tracks, mixer channels, patch cords, inserts, sends, and returns, all of which are limited commodities in most studios. Stereo instruments also limit your panning choices at mixdown. To retain their stereo image without phase problems, they generally must be panned hard left and right.

To avoid running out of studio hardware, not to mention crowding the middle of the soundstage, it is important to anticipate which sounds must be stereo and which can be mono. Unless an instrument is featured out front, plays a solo part, needs to be spread across the soundstage (for example, grand piano), or incorporates stereo panning effects, it is best recorded in mono. It is critical to edit your stereo samples and synth patches to make sure they are mono-compatible *before* you go to the studio.

Similarly, you should turn off the effects in your keyboard, especially for tracks that are going directly to tape. Unless a specific effect is integral to a

particular patch, leave it off. You can always add effects later; you can never take them away. Besides, most studios have a variety of effects devices that sound much better than the ones in your keyboard. These high-end effects

### General MIDI Drum Map

MIDI #	Note	Sound
35	B1	Acoustic Bass Drum
36	C2	Bass Drum 1
37	C#2	Side Stick
38	D2	Acoustic Snare
39	D#2	Hand Clap
40	E2	Electric Snare
41	F2	Low Floor Tom
42	F#2	Closed Hi-Hat
43	G2	High Floor Tom
44	G#2	Pedal Hi-Hat
45	A2	Low Tom
46	A#2	Open Hi-Hat
47	B2	Low Mid Tom
48	C3	Hi Mid Tom
49	C#3	Crash Cymbal 1
50	D3	High Tom
51	D#3	Ride Cymbal
52	E3	Chinese Cymbal
53	F3	Ride Bell
54	F#3	Tambourine
55	G3	Splash Cymbal
56	G#3	Cowbell
57	A3	Crash Cymbal 2
58	A#3	Vibraslap
59	B3	Ride Cymbal 2
60	C4	Hi Bongo
61	C#4	Low Bongo
62	D4	Mute Hi Conga
63	D#4	Open Hi Conga
64	E4	Open Low Conga
65	F4	High Timbale
66	F#4	Low Timbale
67	G4	High Agogo
68	G#4	Low Agogo
69	A4	Cabasa
70	A#4	Maracas
71	B4	Short Whistle
72	C5	Long Whistle
73	C#5	Short Guiro
74	D5	Long Guiro
75	D#5	Claves
76	E5	Hi Wood Block
77	F5	Low Wood Block
78	F#5	Mute Cuica
79	G5	Open Cuica
80	G#5	Mute Triangle
81	A5	Open Triangle



# You'll Sound Better Tonight

(Guaranteed or your money back!)

Purchase a SoundTech system. That's all you have to do, regardless of size or number of components. From a basic solo performance PA to a full touring rig, if you purchase an entire SoundTech system, we guarantee your sound will improve. We're so confident of our sound quality that, if for any reason you're not fully satisfied, you'll get your money back. Tear out this ad and present it to your SoundTech dealer and tell him you want the SoundTech "Sound Better Tonight" guarantee.

(If you think this deal sounds good, wait until you hear our systems)



*It's Simple, You'll Sound Better!*

## SoundTech<sup>TM</sup>

PROFESSIONAL AUDIO

255 Corporate Woods Parkway • Vernon Hills, IL 60061 USA  
(708) 913-5511

For the location of  
the participating  
Sound Tech dealer  
nearest you...  
Call  
1-800-US-SOUND,  
ext. 131 / 132

Complete "Sound Better Tonight" details available  
at participating dealers or from SoundTech.



# 1975 Sounds, 1995 Technology.




Enjoy punchy, fat analog sounds with nord lead's exciting new virtual analog synthesis technology. The nord lead gives you the best of yesterday's classic sounds with today's digital accuracy and reliability...all right at your fingertips.



923 McMullen Booth Road  
Clearwater, FL 34619  
Phone (813) 881-0597

**nord lead**  
virtual analog  
FROM THE MAKERS OF **ddrum**

Start with the PC MIDI interface that grows to meet your future needs, *exclusively from Key Electronics.*



#### Add On Options

Begin with an economical 1 In, 1 Out model, then add features as your MIDI setup expands, all the way to our top-of-the-line MP-128S with 2 Ins, 8 Outs, plus rock solid SMPTE features for 128 channels of performance power.

#### Flexibility

All Key interfaces are external and work with all IBM PC compatibles, Notebook, Desktop, or Laptop, simply plug-n-play with all Windows MME application programs. Only seconds to switch from one computer to another!

#### Performance

Our modular multiprocessor designs give you super MIDI throughput, along with proven ruggedness and dependability, from critical studio use to live performance to just plain jammin'. Serial or parallel port models available.

Keep your MIDI options open with a Key Electronics MIDIATOR™.



At participating dealers or call  
**1-800-533-6434**

7515 Chapel Ave, Ft. Worth TX 76116  
817-560-1912 ♦ Fax 817-560-9745

Designed & Manufactured in the U.S. by Key Electronics, the External PC Interface Leader since 1988

## Dream Sequences

processors can make a tremendous difference in the final mix.

### GET IT IN WRITING

Last, but definitely not least, document everything. Keep detailed records from the beginning of your project through its completion. The best way to do this is to enter all the relevant information into a simple database program. The database I use (see Fig. 2) includes basic client contact information, the location of the sequencer file, the instruments and sounds used on the project, and the locations of those sounds. The names of the multitrack tapes and the DAT master are also listed, along with the load times or program numbers for the project. The space at the bottom is used to record additional information, such as non-MIDI instruments and effects devices used, the location of lyrics, session notes, and other information of importance.

A database like this is simple to set up and will save you a lot of time. If you don't have a database program, design a form in your word processor, or create a paper form and photocopy it. Take notes as you work, and store them where you can easily find them.

### PROMOTE WORLD PEACE

Following these steps to prepare your project for the studio may seem like a lot of extra work, but it will save you time, money, and headaches in the studio. Perhaps more importantly, it will let you concentrate less on technical details and more on making music. This will reduce the amount of stress you experience, hence reducing the amount of stress you pass on to others. Which perhaps will lead to a lasting world peace. Or maybe not. Anyway, it couldn't hurt.


Oh, and one more thing. When you pack your gear for the studio, don't forget the power cords!

*Russell Cardwell has written the biggest-selling hit song of all time. Unfortunately, he can't remember which floppy disk he saved it on.*





# Buy the synth.



# Get the software, too!

Make your best deal on a Korg X5 and you'll also receive \$950 worth of brand new Mark of the Unicorn software and extra Korg sounds!

The X5 is a compact, 61-note synthesizer with Korg's award-winning sound quality and power. And with all the goodies we're throwing in, you can fire up your Mac or PC and turn a truly affordable keyboard into a full-blown studio-quality workstation—complete with a monster sequencer,

notation software and much more. You even get an additional 1000 genuine Korg sounds.

Or play it straight and take your X5 on the road. At about ten pounds, it's the perfect gig 'board.

Check out the new X5 Synthesizer at your authorized Korg dealer. But do it today, because an offer this good won't last forever.

**KORG®**  
The power company.™





# Soldering, Part 2

*Tips and techniques for creating the perfect joint.*

By Alan Gary Campbell

Last month, we explored basic soldering theory, soldering and desoldering devices, the preparation of PC boards and components, and types of solder. We considered that closed-loop, temperature-controlled soldering and desoldering stations were best for reliable work; that 63/37 solder was the preferred alloy; and that all work should be properly cleaned before soldering. With those points in mind, let's get to the soldering business at hand.

## THE ESSENTIALS


With proper equipment, solder, and adequately prepared work, it is possible to obtain perfect joints almost every time. Moreover, with a soldering station, average working speed, especially

when you're working with small components, can be very fast: a completed joint in about the time it takes to say "solder."

The key points for fast, reliable joints are simple: a good station, the right tip, and a clean sponge, all in good condition; the right solder; the right temperature setting; clean work; and good mechanical support for the joint. Assuming that the do-it-yourselfer has access to an Ungar or Weller soldering station in good condition, the first requirement is met. (With an older station, sometimes the heating cartridge can lose capacity before it fails completely.)

Select a tip based on the size of the work. For ICs and other small solid-state components, only a small tip (approximately  $\frac{1}{32}$ -inch) should be used. This helps avoid annoying solder bridges between pins. For somewhat larger components, such as resistors and capacitors (especially power-supply filter caps), intermediate-size tips are preferable. For electromechanical components, such as audio jacks, use a comparatively large ( $\frac{1}{8}$ -inch) tip. As the work progresses, it is far better to allow a station to cool and switch to the proper tip than to solder larger or smaller work with the wrong-size tip.

All quality soldering and desoldering stations provide a receptacle for a cleaning sponge, an essential element of good soldering practice. The sponge





MIX

# BOOKSHELF

INFORMATION RESOURCES FOR MUSIC PROFESSIONALS



- The most comprehensive direct-mail catalog of publications and resources for musicians and audio professionals.
- Convenient and cost-effective "one-stop shopping" for retailers, schools and technical bookstores.
- Educator review-copy program for established music, recording and music business programs.
- Book publishing for independent music-industry authors—send us your manuscripts!

MIX BOOKSHELF is the world's leading resource for information on recording technology and the music industry. Every year, tens of thousands of music-industry professionals and hobbyists rely on our knowledgeable staff for accurate, no-hype recommendations and attentive customer service.

THIS SPRING, we're particularly excited about the books we've published ourselves over the past couple of months, including a new title from our Rockpress imprint, the new *1995 Recording Industry Sourcebook* and *Sourcebase*, the first annual *Audio and Music Education* and *Onstage* directories, and our first-ever CD-ROM: *The Allen Sides Microphone Cabinet*. Backed by the industry knowledge of the publishers of *Mix*, *Electronic Musician* and *Mix Bookshelf*, these titles will give you invaluable help with your music business or music production career. And this is just the tip of the iceberg—be sure to call for a free copy of our main catalog, with over 600 titles in all!

Call Toll-Free! 800.233.9604



# A revolutionary new microphone

# The Allen Sides



This unique, fully interactive CD-ROM lines up the top microphones, both classic and contemporary, for a series of audio comparison tests on dozens of musical instruments. A superb resource for

From the  
publishers of *Mix*,  
*Electronic Musician*® and  
*Mix Bookshelf*®

professionals and students alike, the disc features:

- A "Selector Cabinet" of both popular and classic mics for recording each instrument, chosen and recorded by famed studio engineer Allen Sides.
- 16-bit Red Book audio samples of the selected mics and instruments, as played by session pros like drummer Hal Blaine and guitarist Elliot Easton.
- Allen Sides' "Tips" for getting the best sound from each microphone.
- A color photograph of each microphone and the mic placement setup for each instrument.
- Complete specifications for each microphone, including frequency response diagrams and polar patterns.
- A color photograph of each musical instrument, with description and characteristics.
- A "Microphone Basics" section by noted author John Woram, including information on microphone design, characteristics and usage.



# auditioning tool on CD-ROM! Microphone Cabinet

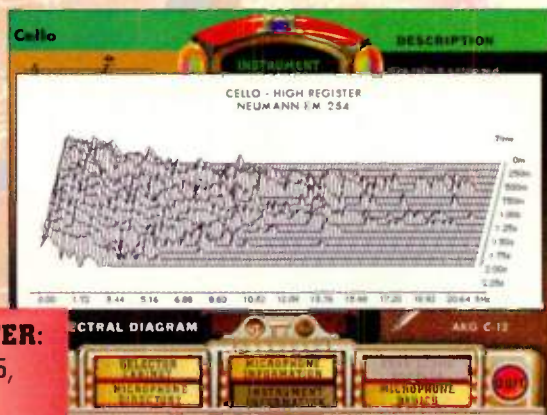
Call Toll-Free! 800.233.9604

**T**his amazing disc features samples of 66 mics on 33 different instruments. These include six different drums and cymbals, several types of percussion, five guitars, a Hammond B-3 organ and a wide variety of brass, woodwinds and strings. The microphones were chosen from Allen Sides' world-renowned collection at Ocean Way/Record One studios in Los Angeles, including models from: AKG, Audix, Audio-Technica, B&K, Beyer, Coles, Crown, Electro-Voice, Groove Tube, Milab, Neumann, RCA, Sanken, Schoeps, Sennheiser, Shure, Sony and Telefunken. You can sort by microphone to check out the best instruments for each, or sort by instrument to see which mics to use. The disc also includes a directory of microphone manufacturers and their current product lines. **Item MC) \$69.95 plus \$5 shipping and handling.**

## SPECIAL INTRODUCTORY OFFER:

Buy before September 1, 1995,  
and pay only **\$49.95!**

(Publication date: June 15. Add \$5 for shipping and handling.)



**Allen Sides** has recorded and mixed sessions for dozens of world-class artists such as Ry Cooder, Count Basie, Ray Charles, Sinead O'Connor and Brian Setzer.

**David Schwartz**, producer of this CD-ROM project, is the founder and former editor-in-chief of *Mix*, the world's leading magazine for sound and music recording and production.



# New Rockpress titles from Mix Bookshelf!

We're excited to announce that Mix Bookshelf and Rockpress have joined forces to publish indispensable guidebooks for independent musicians and labels! This alliance will allow Mix Bookshelf and Rockpress to respond much faster to the needs of our customers with new books and updated versions of the Rockpress classics.

To start off, we're introducing two new titles for 1995.



## RELEASING AN INDEPENDENT RECORD, 5th Ed.

Gary Hustwit

© 1995, 182 pp. (P)  
3025A) \$24.95

We've still got copies of this 4th edition left, and we're making them available while supplies last at 25% off the cover price—only \$16.95!

Available in August, this updated edition of our #1 music business book shows, step by step, how to run your own record label and market your music on a national level. Learn how to get reviewed by the press, work with distributors, sell direct to retailers and tour behind your album. Features all-new sections on publishing and performing rights, sample contracts and a music publisher directory, plus expanded, updated directory information, including over 3,000 contacts in retail, distribution, print media and booking.



## BOOK YOUR OWN TOUR

Liz Garo

© 1995, 175 pp. (P)  
3049A) \$19.95

This guide to "planning and surviving an independent tour" offers city-by-city directories of clubs, promoters, record stores, radio stations, print media and other fun stuff, like where to stay for cheap and where to get good coffee and vegetarian food. Garo also includes sections putting together promo packages for clubs, dealing with club owners and promoters, getting paid and using local media, as well as sample contracts, tons of interviews with folks who've been through it all. She even provides a van buyer's guide and directions for building a loft! This is by far the most complete title of its kind.

## And check out these Rockpress classics:



## GETTING RADIO AIRPLAY, 2nd Ed.

Gary Hustwit

© 1993, 125 pp. (P)

Learn how to get your record played on radio and make

waves for your band by being smart about sending out review albums and professionally following up with phone calls. Features interviews with radio station music directors, record label promotions staff and independent artists who've done it. Includes new, updated college and commercial radio directories. 3027A) \$19.95



## NETWORKING IN THE MUSIC INDUSTRY

Clevo & Olsen

© 1993, 225 pp. (P)

Find ways to meet other music professionals who can

help your career with this streetwise book. Learn how to use music conferences, video, computer bulletin boards, music associations and the press to make valuable new contacts. Includes candid discussions of label/artist relationships, music publishing and the indie scene. 3052A) \$19.95



## 101 WAYS TO MAKE MONEY RIGHT NOW IN THE MUSIC BUSINESS

Bob Baker

© 1992, 140 pp. (P)

If your career plan only covers gig-

ging and recording, you could be ignoring dozens of money-making opportunities. Use this book to discover specialized niches you may have overlooked, generate extra revenue and jump-start your career. Don't spend a lifetime paying dues—explore these untapped markets and cash in now! 3045A) \$14.95



# New titles from Music & Entertainment Directories!

Call Toll-Free! 800.233.9604



## 1995 RECORDING INDUSTRY SOURCEBOOK

© 1995, 475 pp. (Spiral) **1951A) \$74.95**

Announcement: Beginning with this 1995 edition, *Recording Industry Sourcebook* and *Mix Bookshelf* have joined forces to create North America's essential music business and production directory! This massive industry guide is a top-quality, spiral-bound, tab-divided book with over 12,000 updated listings in 55 categories. It offers comprehensive directories of record labels, producers, managers, distributors, attorneys, equipment suppliers, music video companies, media contacts and much more. Entries list contact names, titles, phone and fax numbers, styles of music preferred and information on whether they'll accept unsolicited demos.

## RECORDING INDUSTRY SOURCEBASE

We also offer our unparalleled database on 3.5" disks for Macintosh or Windows! Professional Manager gives you 55 categories covering music business and production, while Personal Manager breaks out the production categories for working musicians. Both packages include *ACT!* contact management software and a copy of the *Sourcebook* itself.

Professional Manager, Macintosh **1946MA) \$695.00**

Professional Manager, Windows **1946WA) \$695.00**

Personal Manager, Macintosh **1945MA) \$395.00**

Personal Manager, Windows **1945WA) \$395.00**



## Audio+Music EDUCATION 95

### AUDIO AND MUSIC EDUCATION 1995

© 1995, 88 pp. (Bound) **AME) \$15.00**

New for 1995 is our comprehensive listing of programs from all over the U.S. and Canada in music recording, music technology, electronic music, music business, audio post-production, sound reinforcement, broadcast communications and music theory. Also includes articles on careers and choosing a program, plus resource listings of industry organizations, publications and software manufacturers.

## ONSTAGE

### ONSTAGE 1995

© 1995, 96 pp. (Bound) **OS) \$15.00**

*Onstage*, available in July, encompasses all segments of audio performance in a single annual directory. Listings include remote recording, sound reinforcement, lighting companies, equipment retail and rental, arenas and stadiums, booking agencies, managers, touring companies, promoters, production personnel, insurance companies, security services, corporate sponsors, festivals and more! Plus, we've included a list of high-tech services such as networks and satellite broadcast companies.



## 1995 MIX MASTER DIRECTORY

© 1995, 208 pp. (Bound) **995A) \$24.95**

Our national business-to-business directory for the audio industry features manufacturer listings with new and current products, cross-indexed by product type. It also lists audio recording and video production facilities; sound reinforcement and remote recording companies; mastering, duplication and CD replication services; independent engineers and producers; studio designers and suppliers; recording schools, seminars and programs; trade organizations; and more.




# New titles from Cardinal Business Media!




**MACTWEEK/ WINTWEEK**  
*Keith Seppanen*  
©1995, one 3.5" disk.  
Macintosh **018A) \$14.95**  
Windows **019A) \$14.95**

New from Mix Bookshelf—an accurate computer simulation of the tape alignment procedure for analog recorders! Designed as a supplement to classroom instruction, this inventive program is divided into three sections: Overview allows the user to explore the various components of the recorder, Tutorial demonstrates the alignment procedure step by step, and Simulation lets you perform the procedure unaided to test your comprehension.




**MULTIMEDIA EXPLORATION:**  
**Working With Tools, Tips,  
Products and Sources**  
*Jamie Showrank*  
©1995, 311 pp. (P) with CD-ROM  
**3921A) \$38.95**

This new book/CD-ROM package from CBM Books walks you through multimedia applications and authoring, the resources used in multimedia projects, and the systems that network multimedia data. Features chapters on enabling technologies, the various aspects of CD-ROMs, sound sampling and synthesis, MIDI, photo images, digital video, networking, conferencing and online applications. It also includes lists of multimedia organizations and periodicals, authoring tools, CD-ROM recorders, conferencing products and Internet packages.



**THE STUDIO BUSINESS  
BOOK, Revised Edition**  
*Jim Mandell*  
©1995, 288 pp. (P)  
**1319A) \$34.95**

The updated MixBooks edition of this informative, wide-ranging guide offers in-depth, detailed, specific information on all aspects of putting together and managing a recording studio, including: writing a business plan, getting funding, buying equipment, determining expenses and rates, bidding on projects, developing new contacts, advertising and PR, scheduling, managing, hiring and firing personnel, and more. It also provides a reference guide to studio terms and technology, a list of industry organizations and a recommended reading list.



**MODULAR DIGITAL MULTITRACKS: The Power User's Guide**  
*George Petersen*  
©1994, 128 pp. (P) **003A)**  
**\$29.95**


The only book on the revolutionary new modular digital recorders! Petersen provides unbiased evaluations of the units and their peripherals; inside tips on connecting and operating them; advanced techniques for synchronization, editing and mixing; features that aren't mentioned in the manufacturers' literature; and secret commands and undocumented error messages. And the book pays for itself, with instructions for making your own cables and snakes!





# MixBooks/EMBooks

Call Toll-Free! 800.233.9604




**MAKING MUSIC WITH YOUR COMPUTER**  
David (Rudy) Trubitt, ed.  
©1993, 128 pp. (P)  
013A) \$17.95

A valuable introduction to the basics of computer music—whether you're a computer user entering the world of music and sound or a musician searching for the right computer, this book will help you get the most out of today's electronic music technology. You'll learn how computers contribute to the creative process and get tips on selecting programs and gear, plus info on MIDI sequencing, music notation, hard disk recording and desktop multimedia, a directory of manufacturers and an extensive glossary.



**MAKING THE ULTIMATE DEMO**  
Michael Molenda, ed.  
©1993, 128 pp. (P)  
017A) \$17.95

This book will teach you how to record and market a demo tape—a critical step toward gaining exposure for your music. You'll learn how to record killer vocal and instrumental tracks, use signal processing like the pros and make intelligent mixdown decisions. And once your ultimate demo is "in the can," you'll know how to release and promote your recording on a budget and approach record labels without wasting your time. Packed with tips from industry veterans, this book will improve both the sound of your recordings and your prospects for success.



**CONCERT SOUND: Tours, Techniques & Technology**  
David (Rudy) Trubitt, ed.  
©1993, 180 pp. (P)  
004A) \$24.95

Go behind the boards with today's top touring acts and learn the basic principles of live sound from the pros. Concert Sound combines exclusive coverage of 24 major tours, including U2, the Rolling Stones, Garth Brooks and k.d. lang, with practical chapters on live sound techniques and business, safety issues and new technologies. Special sections on monitor mixing, drum mixing, noise regulations and computer control make this a unique introduction to professional sound reinforcement.



**MIX REFERENCE DISC**  
From Mix magazine  
©1994, one compact disc (MRD)


Special half-price offer: Regularly \$29.95, now only \$14.95!

From the world's leading pro audio magazine comes the most affordable and most widely used test-tone CD on the market today. This versatile professional tool has a variety of applications, including tape-deck alignment, audio equipment calibration, testing sound-system performance, troubleshooting and diagnostics. It features alignment tones, 1/3 octave bands, frequency sweeps, a digital black noise check and frequency response tests, at a fraction of the cost of competing test-tone CDs.



**SOUND FOR PICTURE: An Inside Look at Audio Production in Film and Television**  
The Editors of Mix  
©1993, 140 pp. (P)  
011A) \$17.95

Packed with film-scoring secrets! Take a look behind the scenes as top Hollywood sound professionals reveal how dialog, sound effects and musical scores are recorded, edited and assembled into seamless soundtracks. Exclusive case studies spotlight blockbusters like *Terminator 2*, *Malcolm X*, *The Simpsons*, *The Doors*, *Twin Peaks* and many others, focusing on both the equipment used and the philosophical side of sound design.



**MUSIC PRODUCERS: Conversations With Today's Top Record Makers**  
The Editors of Mix  
©1992, 128 pp. (P)  
006A) \$17.95

Twenty-four producers, including Don Dixon (R.E.M.), Bruce Fairbairn (Aerosmith), Daniel Lanois (U2), Bill Laswell (PIL), Jeff Lynne (Tom Petty), George Martin (The Beatles), Hugh Padgham (Sting), Phil Ramone (Billy Joel), Rick Rubin (Red Hot Chili Peppers), Don Was (Bonnie Raitt) and 13 others discuss how they got started, how they mediate between labels and artists, what equipment they prefer, analog/digital format decisions, how they 'build' a mix and much more.



# Bookshelf Bestsellers



## MODERN RECORDING TECHNIQUES, 4th Ed.

Huber & Runstein  
© 1995, 425 pp. (P)

Entirely rewritten edition of this popular introductory text is a comprehensive, readable up-to-date guide to all facets of recording. **1031B) \$29.95**



## THE MUSICIAN'S BUSINESS AND LEGAL GUIDE

Mark Halloran, Ed.  
© 1991, 454 pp. (P)

The most complete, accessible book yet on music business and law with real-life examples that any musician can understand. **3013B) \$29.95**



## MIDI FOR THE PROFESSIONAL

Lehrman & Tully  
© 1993, 239 pp. (P)

This advanced reference combines in-depth technical information with expert creative advice and practical production tips. **3480A) \$19.95**



## MACWORLD MUSIC & SOUND BIBLE

Christopher Yavelow

© 1992, 1,398 pp. (P)

In-depth analysis of over 800 Mac hardware and software options for MIDI sequencing, notation, digital audio, sampling and multimedia, plus System 7 coverage. **3522B) \$37.95**



## SOUND REINFORCEMENT HANDBOOK, 2nd Ed.

Davis & Jones

© 1989, 417 pp. (P)

This comprehensive reference work on live sound reinforcement examines every aspect from current and cables to speaker placement and room equalization. **1405B) \$34.95**



## STUDIO BUSINESS FORMS

Kevan Patten

46 vital documents on disk, including work order, contract, invoice, equipment inventory take sheets, track sheets,

cue sheets, and more, plus tape label and J-card templates.

Paper version **1056A) \$39.95**  
Macintosh **1057A) \$39.95**



## MUSIC BUSINESS CONTRACTS


Kevan Patten

© 1993, 44 pp.

(Bound) plus disk  
Essential music contracts on computer disk! Includes forms for recording and

publishing deals, songwriters, vocalists, performers, joint ventures, partnerships and producers—43 in all.

Macintosh: **3031-MA) \$49.95**  
IBM (3.5" disk): **3031-P3A) \$49.95**



## HANDBOOK FOR SOUND ENGINEERS: The New Audio Cyclopedic, 2nd Ed.

Glen Ballou, ed.

© 1991, 1,506 pp.

(H)

The definitive pro audio technical reference, with updated coverage of sound-system design and installation, loudspeaker and enclosure design and typical audio circuitry. **1595B) \$99.95**



## BUILDING A RECORDING STUDIO, 4th Ed.

Jeff Cooper

© 1984, 209 pp.

(Spiral)

This classic advanced book on studio planning and construction covers acoustics, soundproofing and studio and control room design.

**1300C) \$29.95**

## New gear from Electronic Musician and Mix!



Extra-Large EM T-Shirt **090XL) \$12.95**  
Extra-Large Mix T-Shirt **080XL) \$12.95**  
Electronic Musician Hat **015B) \$12.95**  
Mix Hat **010B) \$12.95**

Show your allegiance to your favorite magazine with one of our classy, 100% cotton T-shirts! Choose from the brand-new *Electronic Musician* design, with playful figures on a teal background, or the classic *Mix* logo on a black shirt. Or get one of our high-quality hats, featuring embroidered logos (emerald blue for *EM*, gold for *Mix*), terry sweatbands, braided visors and adjustable leather straps.

## HOW TO ORDER

• **Use your credit card**—call toll-free (800) 233-9604 from the U.S. and Canada, or fax (510) 653-5142; international orders call (510) 653-3307.

• **Send checks or money orders to:**  
Mix Bookshelf  
6400 Hollis Street, Suite 10  
Emeryville, CA 94608

We accept Visa, MasterCard, American Express, Discover Card, personal check or money order. CA, CT, IL, MA, ME, NY, PA and TX residents please add state sales tax; Canadian residents include 7% GST. Sorry, no CODs.



should be kept damp—not soaked—and frequently cleared of excess solder and residue. The solder should be brushed away into a solid-waste receptacle, and then the remaining residue can be washed out under the tap. *Under no circumstances should a soldering sponge be washed in a sink used for food preparation, because solder contains lead.* A worn sponge quickly loses its ability to clean and should be replaced. Use only the manufacturer's recommended sponge.

As mentioned last month, a 63/37, rosin-core (single- or multicore) solder is ideal for all electronics work. A 0.037-inch diameter solder is well suited for IC and small-component work but is still usable with larger components. However, you might find 0.025-inch solder easier to handle. Proper cleaning of PC boards and components was also detailed last month. It is critical to clean *all* components before soldering. You cannot solder properly if your work isn't clean.

Proper temperature setting is important, too. Around 600 degrees Fahrenheit is appropriate for small, solid-state components. Intermediate temperatures apply to somewhat larger components. High or maximum temperatures are rarely needed and should be reserved for large electromechanical components. Cranking up the temperature setting is no substitute for proper tip size or clean work.

Another critical factor is mechanical support. Component leads should be spread slightly ("cinched") to provide stability on PC boards, and connections to panel components should be passed through solder eyelets and lightly crimped.

## SOLDERING TECHNIQUES

With a new tip in place, turn on the station (or iron) and wait a few minutes for it to reach the operating temperature. Then apply a modest amount of solder to the tip and let it sit for a moment. Assuming that the work is adequately prepared, you'll be ready to make the first joint. Check the temperature setting before proceeding.

Wipe the solder from the tip onto the sponge. Add a *small* amount of solder to the tip—just enough to coat it—and immediately touch the tip to the junction of the component lead and PC trace (or component lead and eyelet, etc.). Feed solder evenly to the joint until it forms a shallow fillet. Remove

### FIVE RULES FOR SAFE SOLDERING

- Solder fumes are potentially harmful; always provide adequate ventilation.
- Keep flammable materials away from soldering and de-soldering equipment.
- Cover sores, cuts, or abrasions before handling solder, and wash your hands thoroughly after handling it.
- Don't inadvertently allow solder to contact the eyes, nose, or mouth.
- Keep food and drink out of the soldering area.

the solder supply first, then the tip. Wipe the tip on the sponge, then add a small amount of solder to the tip and return the unit to its cradle. That's all.

Conventional wisdom claims, "heat the work, not the solder," a tenet the above procedure seems to violate. But the minuscule amount of solder added just before contact with the work does not degrade the joint; rather, it ensures maximum heat transfer. Joints produced by experienced technicians using this procedure are indistinguishable from factory wave-soldered joints, except when this procedure works better.

Of course, this example describes treating a single joint. In practice, several joints can be completed, in sequence, before the tip needs to be



**It is all too easy to  
damage a PC board  
during desoldering.**

cleaned by wiping on the sponge. After cleaning the tip there is no need to return the unit to its cradle to "recover." Simply add the minuscule amount of solder required for good heat transfer and proceed to the next joint. It is important, however, to remember to clean the tip and then add a small amount of fresh solder before allowing the unit to idle. This prevents premature oxidation and degradation of the tip.

Proper technique will result in a beautiful, even, lustrous joint. If the joint is dull or grainy—a "cold" joint—the work was not clean, the iron was not hot enough, or the joint was disturbed before cooling. A cold joint should be resoldered. If this has no effect, the joint should be desoldered,

cleaned, and resoldered. Excess solder on a joint is undesirable; desoldering and resoldering is preferable. Nonetheless, repeated reheating of a joint is sure to damage both the component and the PC board. It is better to get it right the first time.

## DESOLDERING TECHNIQUES

Like soldering, desoldering requires equipment in good condition, the right tip, the right temperature setting, and clean work. Poor results almost always come from dirty or worn desoldering tips or the failure to clean the station regularly. It is vital to clean the bore of the desoldering device frequently with a large-diameter rod. Also, be sure to empty the solder receptacle and replace filters *before* they become "backed up."

Proper tip selection is dictated by the diameter of the lead to be desoldered. As with soldering, it is far better to allow the unit to cool and change tips to suit the work than to proceed with the wrong tip. Unlike soldering tips, desoldering tips need to be filed lightly to remove accumulated debris. Use only the light-duty file provided with the unit; a conventional file will damage the tip.

Temperature settings for desoldering are critical, as it is all too easy to damage a PC board during desoldering. Refer to the desoldering station manual for proper settings. To prevent thread seizure, don't forget to loosen the tip when the unit is turned off.

## PRACTICE, PRACTICE

We have covered the basic techniques of soldering and desoldering, but mastery requires practice. I strongly recommend the construction (and possibly deconstruction) of simple kits as a learning aid.

EM contributing editor Alan Gary Campbell is owner of Musitech.



# Over 100,000 served



Yes, it's true. Since we introduced our MM-401 PC MIDI interface in 1991, MIDIMAN has sold over 100,000 MIDI interfaces Worldwide. And all of them are Guaranteed For Life.

What's more, MIDIMAN offers the largest, most comprehensive and cost effective line of MIDI/Multimedia interfaces available.

#### Internal MIDI/Multimedia Interfaces for the PC — Starting at Only \$ 69.95.

**Winman** - Available in either 1 in / 1 out or 2 in / 2 out models. Winman works with all software that supports the Windows Multimedia standard. Windows and Cakewalk DOS drivers included.

**MM-401** - The PC standard. 1 in / 1 out MIDI interface. Fully MPU-401 compatible. Works with all DOS and Windows programs that support the MPU-401 standard.

#### External MIDI/Multimedia Interfaces for the PC — Starting at Only \$ 39.95.

**Portman** - 1 in / 1 out models are available for both serial and parallel ports. 2 independent in / 4 independent out model available for the parallel port. Perfect for laptop or desktop applications. Windows and Cakewalk DOS drivers and cable included with all models.

**Sound Card MIDI Cable** - Instantly (and inexpensively!) connects your SoundBlaster™ or SoundBlaster™ compatible sound card to the world of external MIDI keyboards and sound modules.

#### Macintosh MIDI/Multimedia Interfaces — Starting at Only \$ 40.00.

**Mini Macman** - World's smallest and least expensive MIDI interface. 1 in / 1 out with MIDI in, out and power LED indicators. Compatible with all Macintosh MIDI software. Serial cable included.

**Macman** - 1 in / 3 out MIDI interface with MIDI in, out and power LED indicators. Serial thru switch allows you to select between printer (or modem) and MIDI. Compatible with all Macintosh MIDI software. Serial cable included.

**Mac Syncman** - 2 in / 6 out MIDI interface, synchronizer and SMPTE regenerator. Professional performance priced for everyone. Supports all MIDI sync protocols including MIDI Time Code, Direct Time Lock and MIDI Song Pointer (Smart FSK). Full jam sync and flywheeling. Built-in studio quality SMPTE regenerator. Rack ears, Mac D/A and serial cables included.

MIDIMAN products are available at over 400 retail locations in the continental U.S. and in over 30 countries worldwide. You can also find many of our products around the world under such prestigious names as

**Roland, Steinberg and EMAGIC.**

For product information or the name of a MIDIMAN dealer or distributor near you, call us toll free at (800) 969-6434.

**midiman®**  
GUARANTEED FOR LIFE





# Welcome to the Frontier

***Multimedia opens up a brave new world for you and your music.***

By Ric Stewart


**H**ave you thought about working in multimedia but haven't been able to pinpoint exactly what the industry has to offer musicians? Or maybe you have a good idea of the type of opportunities that are out there but don't know how to get your foot in the door. The confusing thing about the multimedia industry is that it is difficult to define, but that quality also makes it an area ripe for creative exploration. One certainty is that there is no better time than the present to get started in this fast-growing field, which many liken to the burgeoning recording industry of the early 1960s.

The process of hawking one's goods in the multimedia industry isn't that

much different from marketing one's talents in the recording, commercial, and industrial music businesses. Just create a good demo and shop it to the producers, publishers, and developers of multimedia products. Of course, that's the simplified version of the process. There are many paths you can take in creating your demo, and there are a wide variety of products that need your musical talents.

Some options in putting together a demo include submitting a recording of your musical works to active multimedia developers large and small, learning some programming and putting sound to your own product, or working with a local programmer by providing a multimedia soundtrack. You should consider what the recipient of your demo wants to hear, but as a rule of thumb, you will be hired on the originality and quality of your music, regardless of genre or instrumentation. Don't worry that your work is too obscure or different sounding, because producers constantly seek new and exotic sounds.

If you do not know how to program, don't be daunted. Although taking a course in basic programming provides a good understanding of the production process, it's not always considered necessary. Many large developers/publishers of multimedia are hungry for musical content and have a staff of technical personnel who can take your



DMITRY PANICH





# WITHOUT DIGITECH'S STUDIO VOCALIST, YOUR FIVE-PART HARMONY MAY SOUND A BIT TOO ANIMATED.

**NOW  
with  
GENDER  
BENDING**



*Easy front panel controls let you develop harmony ideas before your singers show up.*

*Control key and harmony directly.*

*Keystrokes transmit to MIDI out allowing automated changes and adjustments.*

Now there's a vocal processor that doesn't make the human voice sound so inhuman. Our Studio Vocalist's patented technology lets you easily create harmonies with human characteristics like random pitch fluctuation and timing imperfections. Recording those harmonies won't take multiple passes, either—just lay down

## STUDIO VOCALIST

- Natural harmonies and pitch correction
- Intuitive operation
- Bright, easy-to-read display
- XLR and 1/4" ins and outs; separate outs for each voice
- 48V phantom power
- Full frequency response (20 Hz - 20 kHz)
- VHM-5 and Vocalist II download feature
- Keystroke MIDI out for automation

**DigiTech**

A Harman International Company

a track, then play it back in 2, 3, 4 or 5 part harmony, in a variety of styles. Ideas get from your brain to your ears sooner. And the design is just as human as the sound, with controls, jacks and features suggested by thousands of original DigiTech Vocalist owners. So choose a vocal processor that doesn't sound so processed. Visit a DigiTech dealer today.

*Separate balanced outs for each voice.*

*Auxiliary loop lets you attach your favorite compressor/expander.*



*Digital I/O (1995) will help you be ready for whatever the future brings.*



## ● WORKING MUSICIAN

basic track and weave it into the sound of a game or title.

### WHAT IS MULTIMEDIA?

The term *multimedia* is usually used to describe the convergence of the communication, music, film, and publishing industries. Although multimedia is considered a fledgling industry, it has already expanded the job market for electronic musicians. The shift to formats such as CD-ROM, 3DO, Sony Playstation, and Saturn continues to increase the opportunities to use sound in new and exciting ways. At the same time, the quickly developing consumer market is creating a strong demand for products with music. These trends have created jobs for talented composers, bands, and solo artists with a knowledge of programming. For those ready to take on the challenge, the new formats represent the dawn of an entertainment era that could lead to richly fulfilling artistic projects. However, those embarking on this bold new adventure should be forewarned of the economic uncertainty currently shaking up the young industry.

CD-ROMs have received a great deal of fanfare because of their capacity to store image, sound, and text, but many consumers find CD-ROMs lacking because they cannot integrate television-quality image and Red Book-quality sound, for example. While these dilemmas are being resolved, the developers and publishers of multimedia

continue to churn out thousands of titles despite reports that a vast majority of developers/publishers do not recover their investment costs. A word to the wise: Make certain that payment for a project is not tied solely to its profitability. Do not despair, however, as the experience of working on even a small project with a local programmer and familiarizing yourself with the process, the products, and the people are all steps in the right direction.

### THE SOUNDTRACK

One major use of music in multimedia projects is to provide a soundtrack for a game or adventure program. Marc Canter of Canter Technology—whose background runs the gamut from opera to multimedia authoring tools to the recent interactive, music-based title *Meet MediaBand*—has referred to sound as “the orphan child of multimedia.” On many projects the soundtrack is accorded only ten percent of the memory. The prevailing logic is that the sound makes the image come alive, but people really expect more from the images. Also, the eye requires more information to be fooled than the ear does. In response, many developers have learned to creatively use 8-bit sound, while the move to 16-bit, 44 kHz audio and better playback equipment is already underway.

Major developers such as Electronic Arts and LucasArts have made a concerted effort to push CD-ROM games



Pop Rocket's Kent Carmical says that even though it helps to have some programming skills, nothing replaces musical ability and good, old-fashioned networking.

# Get Your Music To The Right People.

The fact is, you won't get a deal if you can't get your tape solicited by a major label or publisher. We work with seventy-five of them.

You're curious but suspicious. So were hundreds of other songwriters, artists, and bands who have become members. Now their tapes get to A&M, Atlantic, CBS/Sony, Elektra, Epic, MCA, Mercury, Motown, RCA, SBK, Virgin and many more. Sounds too good to be true, until you find out how we do it. Then you'll wonder why nobody's ever done it before.



## TAXI

*The Independent A&R Vehicle*

Call now, before you get distracted.  
1-800-458-2111

Sponsored by

## MUSICIAN

RIC STEWART



that operate on PC and Macintosh. At LucasArts, Peter McConnell designs sound for CD-ROM adventure titles. "We try to create a realistic soundtrack for our games," says McConnell. "Our goal is that if someone were in the room next to the one you were playing a game in, they couldn't tell whether they were hearing the game or a television program." The secret to the fluidity of sound created for such impressive projects is using 8-bit sound (still relegated to a small portion of the overall disc) in a way that resem-

bles a feature-film soundtrack.

On the LucasArts title *Full Throttle*, separate cells of ambient sound—such as crickets chirping—may be on a loop, while the player's movements trigger Foley sounds and subtle sound cues, with a recorded rock and roll band kicking in when the game's biker takes to the road. McConnell suggests that musicians interested in multimedia sound design study scores by masters of film and TV such as Ennio Morricone, Elmer Bernstein, John Williams, and Danny Elfman to gain insight into

the marriage of music, themes, cues to dialog, and other sounds.

At Electronic Arts, a slightly different approach to sound prevails. Music Director Murray Allen has started to emphasize fidelity by using Red Book standards and showcasing tracks by bands such as Soundgarden on the recent *Road Rash* title. Electronic Arts plans to release an audio CD of music created for its games in the near future, which would join a similar product from Sierra On-Line currently on the market. The theme from *Tetris* epitomizes this cross-market synergy, as the video-game song actually reached number one on the English pop charts two years ago. Other game themes have also hit the Top 10. The boundaries between pop and computer culture are



"If you get a

job playing any kind

of music, it beats

digging a ditch."

—Kent Carmical

disappearing, offering great incentive to musicians with lofty ambitions. Before long, CD-ROM soundtracking may take on the luster of film and television soundtrack work.

#### THE BIG STUDIOS

It may be surprising that music was just a hobby for many of the staff at the music departments of the big developers/publishers such as LucasArts and Electronic Arts (currently the largest CD-ROM publisher) until multimedia created new musical opportunities. In your search for work at a large production house, it never hurts to know about the whole production process, even though a demo that showcases your talent as a composer or performer will make you stand out even without that extra knowledge. According to Allen, only a small percentage of the tapes coming in show true quality and originality; many fail to be exciting because they are too derivative. Allen, who was a saxophone player and recording-studio owner, says, "Quality is becoming aware of what the best is. The best thing is to expose yourself to a

**audio  
video  
film  
and  
multimedia  
education**

**S**ince 1979, **Full Sail** Graduates have been building successful **careers** in the entertainment industry. Three vital factors contributed significantly: extensive **hands-on training**, instruction by **industry professionals**, and labs equipped with the **latest technology**. Today **Full Sail** is poised on the *cutting edge* of **interactive media** and the information highway. Launch your career in movies, television, interactive media and sound recordings at the internationally acclaimed **Full Sail Center for the Recording Arts**.

- **Accredited by ACCS/CT**
- **Financial Aid available to those who qualify**
- **Aggressive Job Placement Assistance**

**Full Sail Center for the Recording Arts**  
3300 University Boulevard  
Winter Park (Orlando), FL 32792

**(800)  
CAN-  
ROCK**



**PG Music  
announces...**

# PowerTracks Pro™


SEQUENCER/NOTATION/PRINTING FOR WINDOWS (IBM)

**...at the incredible  
price of \$29**

**"Solid sequencing at an unbelievable price" Electronic Musician - Sept. 93** **NEW! Music Printout**

**PowerTracks is a professional, fully featured MIDI sequencing/notation/printing program, and is so easy to use! And we include versions for Windows 3.1 AND DOS so you'll be able to use PowerTracks on all of your machines!**

## **NEW PowerTracks Pro 2.2 for Windows**



### **POWERTRACKS FOR DOS VERSION INCLUDED FREE**

Yes! We include the DOS version for free in the same package.

NOTE: The DOS version doesn't support music notation, or other graphical features.

EXISTING POWERTRACKS USERS CAN UPGRADE TO  
POWERTRACKS PRO 2.2 FOR ONLY \$10

**For your PC Soundcard or MIDI system  
All for the amazing price of...**

**\$29**

**30 DAY UNCONDITIONAL MBG**

For starters... PowerTracks has all the Pro features found in sequencers costing hundreds of \$\$ more.

**Pro Recording, Playback, Synch, Edit & Sys-Ex Options:** 48 tracks, real-time punch record, sound on sound, MIDI file support, sync (SMPTe, MIDI Time Code, MIDI edit (quantize/cut/copy/paste/undo), data filters/transpose, multi-port support, 480 ppq timebase, sys-ex editor, librarian, patch names, banks & much more.

**MUSIC NOTATION:** Enter/edit/display music in standard music notation. Intelligent/automatic features such as: correct beaming/tying of notes/minimize rests option/ "Jazz eighth notes" option (this automatically allows jazz swing eighth notes & triplets to be notated properly!!). Reads in any MIDI file & displays it as notation!!

**MUSIC PRINTOUT (ON ANY PRINTER!!):** Print any track in standard music notation. Selectable staves per page and bars per line. Selectable margins and paper size. Portrait or landscape (sideways) printing. Titles, composer, style, copyright information. Make your own lead sheets! You can also print the piano roll window for even more detailed analysis of a track!

**Deluxe Windows Interface:** Multiple Windows - staff roll, event list, tracks, bars, meter, tempo, piano keyboard, guitar fretboard.

**BUT POWERTRACKS GOES MUCH FURTHER... WITH EXCITING FEATURES NOT FOUND IN OTHER SEQUENCERS!**

✓ Enter/print out chord symbols in notation ✓ Automatic drum tracks (100 drum styles included) ✓ Reads in chord Symbols from Band-in-a-Box 6.0 MIDI files ✓ Patch caching for Gravis Ultrasound ✓ Comprehensive support for guitar (on-screen guitar, tab printout) ✓ Built-in Roland Sound Canvas Editor ✓ On-screen piano and guitar show notes as they're played ✓ Pro MIDI files included

**Our customers love PowerTracks!! Here are some actual comments from customers...**

"Killer software" "Unbelievable" "Intuitive and powerful" "Best MIDI program on the market" "I love the notation" "Incredible features & easy to use" "Other packages just don't compare" "Totally unbelievable - I love it!!"

**REQUIREMENTS:** PowerTracks for Windows - Windows 3.1, IBM Compatible AT, 386 or higher, 2mb RAM. Supports any device compatible with Windows 3.1 including Roland MPU401, Music Quest MQX interfaces, Key Electronics MIDIATOR, SoundBlaster, AdLib, TurtleBeach, etc. PowerTracks for DOS - DOS 3.3 or higher, 640K, XT/286/386 or better, MIDI interface (Roland MPU401, Music Quest MQX series, SoundBlaster MIDI and FM sounds, Midiator, Roland SC7, Yamaha TG100) or Audio/SeamBlaster compatible sound card.

**From PG Music...** The makers of The Jazz Guitarist, Band-in-a-Box, The Pianist, The Jazz Pianist

☎ Phone orders: 1-800-268-6272 or (604) 475-2874 VISA/MC/AMEX/cheque/mo/pos# Fax (604) 658-8444

e-mail address - Internet: 75300.2750@Compuserve.Com

**PG Music Inc.** 266 Elmwood Avenue Suite 111 Buffalo NY 14222

**PG Music announces... An Exciting New Music program for Windows, Macintosh & Atari!**

# The New Orleans Pianist™

**This software makes it "too easy" to be a great New Orleans pianist!**



**UNCONDITIONAL 30 DAY  
MONEY BACK GUARANTEE**

**For your  
PC Soundcard or  
MIDI system**

**All for the amazing price of... \$49**

+ \$5 S/H  
\$10 outside  
USA/Canada

**From PG Music**

☎ Phone orders: 1-800-268-6272 or (604) 475-2874

VISA/MC/AMEX/cheque/mo/pos# Fax (604) 658-8444

e-mail address - Internet: 75300.2750@Compuserve.Com

**PG Music Inc.** 266 Elmwood Avenue Suite 111 Buffalo NY 14222

**REQUIREMENTS:** MACINTOSH 2mb memory, system 6 or 7, MIDI interface + synthesizer module with guitar, bass, drums sound, 2mb hard drive space required. WINDOWS (IBM) 2mb RAM memory, Windows 3.1, SoundCard (Roland, SoundBlaster, etc.) or MIDI system with guitar, bass, drums sound, 3.5" or 5.25" high density floppy disk, 2mb hard drive space required. ATARI 1040ST+/TT/Falcon with floppy disk drive, mono or color.

The New Orleans Pianist is a music program with a huge library of over 65 "New Orleans Style" piano music standards, played on MIDI keyboard by top New Orleans pianists Henry Butler, Jon Cleary, Tom McDermott, Joel Simpson & David Torkanowsky playing a wide variety of New Orleans, R & B, Blues & Ragtime piano music.

**INCLUDES:** music trivia questions, "Guess the Song" game, program notes, pianist biographies (all on disk) & much more!

**LEARN HOW TO PLAY THE MUSIC:** An on-screen piano keyboard shows you exactly what the pianist is playing. Slow down the piece, or step through it chord by chord. Learn the music "note for note" by watching the notes on screen. Load the MIDI files into your favorite programs for future study!

**PROFESSIONAL PERFORMANCES & CD-QUALITY:** All pieces are complete performances professionally performed, recorded & saved as Standard MIDI files. All the pieces have been recorded in "real time" by top pianists on an 88 note weighted keyboard. They are never quantized or step recorded. You'll hear the music playing with CD quality through your sound card or MIDI system, just as if the pianist was in your home!

**ON-SCREEN MUSIC NOTATION, CHORD SYMBOLS & MUSIC PRINTOUT OF THE PIANO PARTS (WINDOWS VERSION ONLY!)**

**OVER 65 FAMOUS NEW ORLEANS PIECES INCLUDING...** St. James Infirmary, When the Saints Go Marching In, Down by the Riverside, Burnt Mouth Boogie, Creole Lament, King Porter Stomp, The Pearls, Bogalusa Strut, My Bucket's Got a Hole in It, John Brown's Body, Margie, Charleston Rag, Maple Leaf Rag, The Entertainer, Rave the Ruffians, Dirge for James Black and many more...

**BACKGROUND PLAYBACK:** Listen to the music while you work in other programs. The built-in Juke Box plays the music one song after another. Use the program for great background music, music for presentations, telephone on-hold, etc.

**SPECIAL SUPPORT FOR SOUND CARDS & MIDI SYSTEMS:** Includes a built-in mixer to change instruments, channels, transposition, volumes, panning, tuning or other MIDI information.

**TRIVIA & GUESS THE SONG GAMES:** Have some fun while you learn about New Orleans piano music. Test your knowledge with the Music Trivia Game (over 200 questions about the music, famous New Orleans performers & composers). In the "Guess The Song" game, the program plays songs at random for you to guess. Read memos about the pieces, or composer biographies as you listen.



wide variety of styles and analyze why artists you admire succeed."

Both Tony Berkeley of EA and Peter McConnell at LucasArts advise interested musicians to familiarize themselves with computer programming, at least through some introductory coursework in the C or Assembly languages. McConnell likens the process to being "both a driver and a mechanic." Marc Canter offered the contrapuntal view that a musician who can use MIDI gear

and create a demo on DAT has already shown enough technical mastery to move into multimedia. In the end, the more parts of the process you can understand, the easier it will be to get the results you desire and maybe some you haven't thought of yet.

### THE INDEPENDENT SCENE

The independent scene may offer more excitement and flexibility than work at studios, but the trade-off is that the paychecks can be less reliable. Kent Carmical, who works at start-up developer Pop Rocket, has just completed work on the company's new CD-ROM, *Total Distortion*. The title fully integrates music into a space-adventure premise by having the player create a music video to pay for the ride back to Earth. A music and philosophy major at San Francisco State University, Carmical has experience rang-

ing from programming to recording-studio work to recording film soundtracks free of charge. He's the perfect example of doing everything you can to get your name and music circulating. Now after composing and performing about 40 songs for *Total Distortion*, he says it is important not to shore up your programming ability, but rather to concentrate on your compositional and recording chops and develop contacts in the business.

"All this technology is not going to change basic human interaction," notes Carmical. You are still going to have to make a demo, knock on doors, and do small projects to get recognition. Whereas the small developers can offer a lot of creative license, the larger companies offer regular hours and a steady paycheck. And, as Carmical puts it, "If you get a job playing any kind of music, it beats digging a ditch."


Steven Rappaport, a guitarist and former attorney, pursues another independent vision in the production of music-related products via his company Interactive Records. On one title, *Radio*

(continued on p. 145)



RIC STEWART

Murray Allen of Electronic Arts says that far too many of the demo tapes he receives lack quality and originality.



Op-amps and transistors do not equal a high quality input transformer and vacuum tube. Some manufacturers would try to fool you by putting a tube in a solid state preamp or by adding phase destroying tone controls or running their tubes below 200 volts. Those of us

who make a true, high quality, classical tube microphone preamp know why you want a tube preamp in the first place—sound! Don't be fooled. And of course the Rolls RP220 is a terrific value at \$500 suggested retail. If you record, you've got to check it out.



ROLLS Corporation, 5143 So Main St., Salt Lake City UT 84107, Phone 801-263-9053, Fax 801-263-9068



# If our new synthesizer didn't sound so good we'd sell it as a mixer.



Introducing the Yamaha W5/W7. A synthesizer has never—ever—given you this much control of sound. Or been this easy to use. Let's get into it.

The W5/W7 starts you off with superior sound. Proprietary Yamaha technology produces exceptionally clean and realistic voices. 384 of them, to be precise.

That includes 8 MB of pre-set, internal and General MIDI voices designed specifically for professional use. And for the first time, the W5/W7 lets you work with all of these voices simultaneously.



*The same 32-note polyphony, 16-part multi-timbre synthesizer is available as the 76-key W5 (\$2,495 MSRP) and the 61-key W7 (\$1,995 MSRP).*

## No More Compromising On Your Vision.

Working on the W5/W7 is like working in a fully-equipped professional studio. Yamaha has loaded this synth with six premium quality effects processors and a powerful, full-function mixer. Here's what they do...

Use the mixer to balance and pan all 16 tracks and put your own personal spin on the voices. You get three independent, fully programmable system effects, each with their own send per track. In addition, the W5/W7 mixer gives you three insertion effects. So, for instance, you get your distortion and wah-rich guitar sound, your rotary speaker organ sound and your carefully EQ-ed drum sound. No more compromises. And no more wimpy voices in your final mix.

In short, the W5/W7 lets you make the music you can't quite get with any other synthesizer.


The W5/W7 16-track, 16-song sequencer is just as powerful as the mixer. A 416 KB sequencer memory stores over 100,000 notes with all the control—pitch bend, modulation, etc.—to make them work.

At any point during sequence playback you can drop into voice edit mode and make and store changes without missing a beat.

Additional sequencer functions including full event editing, instant auto-locate points, track solo and mute, and automated punch-in/punch-out recording make this synthesizer as versatile as a recording studio.

The icing on the cake is the new W5/W7 Song Voice function. If you've ever created a sequence and replayed it with the

wrong voices, you'll appreciate this. Song Voice bundles voices with their sequence. So you always get the sound you want and never get surprised.



*The W5/W7 features an advanced digital mixer and 6 simultaneous digital effects processors.*


## An Operating System That Actually Simplifies Your Work.

If the W5/W7 sounds incredibly powerful and exciting, it is. And surprisingly

enough, the operating system actually makes it easy to access the power.

The beauty of the new OS is that it's skin deep. You are almost always within two key presses of any feature or voice. That means that voices are easier to find than ever before. And effects are easier to apply. At last, a synthesizer that helps you make music instead of getting in the way of it.

Programming is just as easy. 171 ready-to-use, intuitive templates help you apply amplitude envelopes, filters, pitch envelopes and LFOs. Programming has never been easier or quicker.



*The W5/W7 is expandable. "Concert Grand", "Vintage Sounds" and "Rhythm Section" wave cards each add 4 MB of exceptional voices.*

Of course, you can still program it all by yourself if you want to. And you can even take control of the voices to extremes with W5/W7 Editor/Librarian software for Macintosh and Windows.

So there it is. The W5/W7 synthesizer from Yamaha. It's exceptional sound and control give you the power to make the music you've always wanted.

# YAMAHA®

To locate the Yamaha W5/W7 dealer nearest you or to receive product literature, call (800) 932-0001 Ext. 720.  
© 1995 Yamaha Corporation of America, Digital Musical Instrument Dept., P.O. Box 6600, Buena Park, CA 90622

WRN

Get the Grand Piano Wave Card, featuring P500 Wave Data, FREE with a W5 or W7 purchase through June 30, 1995.





# The Listening Room

*Optimize your monitoring environment for critical sound sculpting.*

By Michael Gore

**M**any professional and project studios are a mess. I'm not talking about tangled XLR cables or dusty equipment; I'm talking about dysfunctional monitoring milieus. A surprising number of studios are working with monitor systems that are out-of-phase, badly wired, or poorly placed. And in the audio world, neatness counts. If your studio monitors don't provide accurate sound reproduction, it will be difficult to produce master-quality work.

However, improving a poor monitoring situation is relatively easy. Sonic order often can be restored by following a few simple acoustic principles, invoking common sense, and avoiding

shoddy work. Let's look at some common monitoring problems and their practical solutions.


## MIRROR, MIRROR

The most important and most overlooked aspect of critical listening is matched speaker placement. If the left and right sides of the monitoring environment are not mirror images, tonal accuracy and stereo imaging are compromised. For example, placing a speaker in a corner increases its bass output. If the other speaker is placed against a flat wall, you will perceive a different frequency response from each monitor. Likewise, a speaker placed near a highly reflective surface (such as a glass window) will seem to produce more mid and high frequencies than a mate positioned in a less-reflective space. Obviously, such tonal variances wreak havoc on critical listening.

It is imperative that you plan monitor placement *before* you start setting up your studio. If one speaker is in a corner of the room, the other speaker should be placed in an opposite corner. And don't forget that good sonic symmetry is vertical as well as horizontal. If one speaker is four feet off the floor, the other should be positioned at the same height.

## CLOSE TO YOU

Near-field reference monitors are called "near-fields" for a reason: They're





**PROVEN**  
at TWO leading universities!  
Research info included with **FREE** Lesson!

# "They LAUGHED when I said they could have Perfect Pitch

*...until I showed them the secret!"*

## The TRUE STORY by David L. Burge

**I**T ALL STARTED in ninth grade as a sort of teenage rivalry.

I would slave at the piano for five hours daily. Linda didn't practice anywhere near that amount. But somehow she always seemed to have an edge which made her the star performer of our school. It was frustrating.

*What does she have that I don't? I would wonder.*

Linda's best friend, Sheryl, sensed my growing competition. One day she bragged on and on about Linda, adding more fuel to my fire. "You could never be as good as Linda," she taunted me. "Linda's got Perfect Pitch."

"What's Perfect Pitch?" I asked.

Sheryl gloated over a few of Linda's uncanny musical abilities: how she could name any tone or chord—*just by ear*; how she could sing any pitch she wanted—*from mere memory*; and how she could even play songs after only *listening* to them on the radio!

My heart sank. Her fantastic *EAR* is the key to her success I thought. How could I ever hope to compete with her?

But later I doubted Sheryl's story. How could anyone possibly know F# or Bb just by *listening*? An ear like that would give someone a mastery of the entire musical language!

It bothered me. Did Linda really have Perfect Pitch? I finally got up the nerve and point-blank asked Linda if the rumors were true.

"Yes," she nodded to me aloofly.

But Perfect Pitch was too good to believe. I rudely pressed, "Can I test you sometime?"

"OK," she replied cheerfully.

### I couldn't wait to call her bluff...

My plan was ingeniously simple:

I picked a moment when Linda least suspected it. Then I boldly challenged her to name tones for me—*by ear*.

I made sure she had not been playing any music. I made her stand so she could not see the piano keyboard. I made certain other classmates could not help her. I set everything up so I could expose Linda's Perfect Pitch claims as a ridiculous joke.

Nervously I plotted my testing strategy. Linda appeared serene.

With silent apprehension I selected a tone to play. (She'll never guess F#!)

I had barely touched the key.

"F#," she said.

I was astonished.

I quickly played another tone. She didn't even stop to think. *Instantly* she announced the correct pitch.

Frantically, I played more and more tones, here and there on the keyboard, but each time she would somehow know the pitch—without effort. She was SO amazing—she could identify tones as easily as *colors*!


"Sing an Eb," I demanded, determined to mess her up.

With barely a pause she sang the proper pitch. I had her sing tone after tone. But as I checked her on the keyboard, I found that she sang each note perfectly on pitch.

I was totally boggled. "How in the world do you do it?" I blurted.

"I don't know," she sighed. And to my dismay, that was all I could get out of her!

The dazzle of Perfect Pitch hit me hard. My head was dizzy with disbelief, yet from that moment on I knew Perfect Pitch is real.



Autumn 1970

"How in the world do you do it?" I blurted. I was totally boggled.

### I couldn't figure it out...

"How does she DO it?" I kept asking myself. On the other hand, why doesn't everyone know musical tones by ear?

Then it dawned on me that most musicians can't tell C from C#, or A major from F major—like artists who brush painting after painting without ever knowing green from turquoise. It all seemed so odd and contradictory. I found myself even more mystified than before.

Humiliated and puzzled, I went home to work on this problem. At age 14, this was a hard nut to crack.

You can be sure I tried it myself.

I would sweet-talk my three brothers and two sisters into playing tones for me, then guess each pitch by ear. My many attempts were dismal failures.

So I tried playing the tones over and over in order to memorize them. I tried to feel the "highness" or "lowness" of each pitch. I tried day after day to learn and absorb those elusive tones. But nothing worked. I simply could not recognize the pitches by ear.

After weeks in vain, I finally gave up. Linda's gift was indeed extraordinary. But for me, it was out of reach.

### Then it happened...

It was like a miracle. A twist of fate. Like finding the lost Holy Grail.

Once I had stopped straining my ear, I started to listen NATURALLY. Then the incredible secret to Perfect Pitch jumped right into my lap.

I began to notice faint "colors" within the tones. Not *visual* colors, but colors of *pitch*, colors of *sound*. They had always been there. But this was the first time I had ever "let go"—and *listened*—to discover these subtle differences within the musical tones.

Soon I too could recognize the tones by ear! It was simple. I could hear how F# sounds one way, while Bb has a different pitch color sound—sort of like "listening" to red and blue!

The realization hit me: THIS IS PERFECT PITCH! This is how Bach, Beethoven and Mozart could mentally envision their masterpieces—and name tones, chords and keys all by ear—*by tuning in to these subtle "pitch colors" within the tones*.

It was almost childish—I felt sure that anyone could unlock their own Perfect Pitch by learning this simple secret of "color hearing."

Excitedly I told my best friend Ann (a flutist) that she could have Perfect Pitch too. She laughed at me.

"You have to be born with Perfect Pitch," she asserted.

"You just don't understand how easy Perfect Pitch is," I explained.

I showed her how to listen. Timidly, she confessed that she too could hear the pitch colors. From this discovery, it wasn't long before Ann had also acquired Perfect Pitch! We became instant school celebrities. Classmates loved to test our abilities, leaving everyone awed and amazed by the power of our virtuoso ears.

Way back then I did not know the impact I would have when years later I explained my discovery to college music professors. I was surprised that many of them *laughed* at me at first. You may have guessed it—they told me, "One must be *born* with Perfect Pitch." Yet once I revealed the simple secret to Perfect Pitch—and they heard for themselves—you'd be surprised at how fast they would change their tune!

As I continued my own music studies, my Perfect Pitch ear allowed me to progress far faster than I ever thought possible. I even *skipped* over two required college courses. Perfect Pitch made *everything* much easier—performing, composing, arranging, sight-reading, transposing, improvising—and it enhanced my *enjoyment* of music as well! I learned that music is definitely a HEARING art.

### And as for Linda?

Oh yes—time eventually found me at the end of my senior year of high school, with my *final chance* to outdo Linda. Our local university sponsored a music festival each spring. I went all out for it. Guess what? I scored an A+ in the most advanced performance category. Linda only got an A.

*Sweet victory was music to my ears—mine at last!*

THESE DAYS, thousands of musicians and two university studies have already proven my Perfect Pitch method. Now I'd like to show YOU how to experience your own Perfect Pitch!

I hope you won't laugh as you picture yourself with various Perfect Pitch skills—like naming tones and chords by ear with laser-like accuracy! I think you will be surprised at just how simple Perfect Pitch really is—and how very valuable.

I'll show you! Just call or write TODAY for your **FREE Perfect Pitch Lesson #1!**

For fastest delivery, call 24 hours:

**(515) 472-3100**

FAX: (515) 472-2700

**FREE  
PERFECT PITCH  
LESSON #1!**

☒ **YES!** Please rush me my **FREE Perfect Pitch Lesson #1** (written) with no obligation. Show me how I can gain Perfect Pitch for myself—to uncover deeper levels of my own talent.

NAME

ADDRESS

CITY

STATE

ZIP



Mail to:  
**American Educational  
Music Publications, Inc.**

Music Resources Building, Dept. MC-53  
1106 E. Burlington, Fairfield, IA 52556

Send coupon at right or circle Reader Service Card #501



meant to be close to your ears. Professional studio monitors are measured for optimum signal coherency from a distance of 1 meter (at an input of 1 watt). Therefore, it is critical to keep equal distances between each speaker and your listening position. An ideal monitoring space forms an equilateral triangle (see Fig. 1) between your speakers and your head. Also, be sure to give audio signals a clear shot at your ears by placing the monitors above the mixing console. Most studios build a small shelf over the mixer to allow optimum positioning.

If you decide to use conventional 2-way monitors, I recommend laying the cabinets on their sides and pointing the woofers toward the center. Our ears localize midrange and high frequency signals better than bass information—low frequencies are difficult to pinpoint because they are omnidirectional—so finer audio definition is attained when the tweeters are positioned to the outside.

Lastly, confirm that the monitors don't move or rattle anything when blaring out your hot mixes. It's a good idea to place each monitor on some soft rubber padding and mark the speaker position with a grease pencil or colored tape. Now you can move the speakers around or disconnect them to check out a friend's monitors, without having to readjust your optimum listening position.

## HOT WIRES

Believe it or not, the size and quality of your speaker wire can also affect monitor performance. However, this doesn't mean you should go out and buy high-

priced, custom speaker cables. Inexpensive "zip" wire, which is used as AC wire in lamps and stereo components and can be found at any hardware store, does a fine job. Just be sure to get multistrand copper wire. Small speakers should be connected with no less than 14-gauge wire, and 12-gauge wire is recommended for monitors with 10-inch or 12-inch woofers. (The smaller the gauge, the larger the wire.) If there's a long cable run between your power amp and your speakers, go to an even larger wire.

Also, it helps to have some sort of marking on one of the wire cables to identify which wire is positive and which is negative. A simple white or red line on the positive cable provides visual confirmation that your speakers are properly, or improperly, connected. Lastly, be sure that your wiring connections are solid and that no wire strands are hanging loose. You don't want to leave any chance of a loose wire touching anything else.

Regarding custom cables, I have yet to hear an actual difference between these expensive wires and good quality zip cable in the typical project studio environment. Now don't get me wrong, specialized cables are indeed very good—and in certain, extremely critical audio situations, they may be the way to go—but the fine gradations of sound improvements they offer are usually masked by the acoustical anomalies inherent in most home studios. After all, few home recordists have the need (or desire) to pay an audio consultant big bucks to design the near-perfect monitoring environment that warrants exotic cables.

## IN A GOOD PHASE

As I stated earlier, marking your speaker cables can prevent you from hooking up the monitors improperly. Botched connections are no joke. If the wires are reversed—a positive lead from the power amp is connected to the negative lead on the speaker, or vice versa—the speakers will be out of phase. Out-

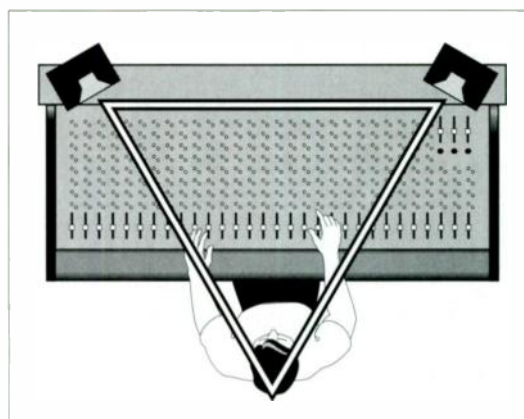


FIG. 1: In an optimum mixing position, your head forms an equilateral triangle with the monitor speakers.

of-phase speakers sound thin and unbalanced, making it nearly impossible to critically audition audio reproduction. Obviously, this is far from an ideal monitoring situation.

The easiest way to check for incorrectly phased speakers is to listen to a commercial CD in mono. Most mixing consoles have a mono switch to check program material for monaural compatibility. But if you *don't* have a mono switch, simply return the left/right output from your CD player on two mixer channel modules and pan both signals to the center (mono) position. If your speakers are in phase, a monaural music track should sound full-bodied with a well-centered bass, kick drum, snare, and vocal. Now, switch to stereo monitoring for a mono-to-stereo comparison test. Listen to the CD in stereo for awhile and familiarize yourself with a track's frequency and spatial relationships. When you switch back to mono from stereo, the stereo image *and all frequency information* should collapse into to a precise center position. If everything is well centered, your monitors are probably in phase.

If you suspect your monitors are connected out of phase, first try to trace the wiring error. Make sure that the speaker wires are hooked up in the same configuration at both the speaker and the power amp. I usually find that someone misconnected the speaker wires to the power amp, because power amps tend to be placed in awkward, dark areas (under equipment racks, etc.) that are hard to see. Fixing a phase problem is often as easy as grabbing a flashlight, finding the misconnected wires, and switching them. If the wiring problem is at the power



When using 2-way, near-field reference monitors, the best stereo imaging is maintained when the speaker is placed on its side. The woofers should face inside and the tweeters outside.



amp, *do not* just reverse the leads at the speaker. Down the road, someone will look at the switched leads—with the “marked” wire connected to the negative pole, rather than the positive—and switch them back to the out-of-phase connection. (Thinking, of course, that they’re doing you a favor by putting the connections back the “right” way.) Do the right thing, and connect everything correctly from the speakers to the power amp.

Also, be sure to turn off the power amp before you connect or reconnect any speaker wires. If you accidentally touch the wires together with the power on, you’ll blow up your power amp.

### PROTECTION RACKETS

A fused monitor is relatively safe from harm, because whenever the input level gets to a point where transients can fry the speaker, the fuse blows and the speaker survives undamaged. The obvious value of “fusing” monitors is so great that I don’t know why more home and project studios don’t do it, especially when connecting in-line fuses is so easy. (Maybe some people *enjoy* replacing blown speaker cones!)

First, go out and buy a covered, spring-loaded fuse holder (with bare wires at each end) for each speaker in your system. Now, making sure that your power amp is off before doing any work, connect one fuse wire to the positive speaker terminal and the other to the positive speaker cable from the amp. Solder the connection between the speaker cables and the fuse wires, and cover the exposed wire with electrical tape or shrink tubing. You don’t want bare wires touching anything that may cause a short.

At this point, it’s just a matter of finding the right fuse and inserting it into the fuse holder. Determining the level of fuse protection for your system requires some math, but the number crunching should be short work for anyone handy with a calculator.

Find out the maximum power rating (in watts) of your speakers. We’ll call this number “P.” Now, determine speaker impedance. This figure is typically 8 ohms; we’ll call it “R.” The current rating of fuses is measured in amps, and we’ll label this number as “A.” To determine the fuse needed to protect your system, simply calculate  $A^2 = P$  divided by R. For example, if your maximum power rating is 100

# Go BANANAS!

Get in touch with our incredible selection of the latest high-technology music tools. Bananas has the gear you need —

**all major brands,  
all discount-priced.**



When questions arise you won’t be at a loss — our staff uses this stuff day in and day out, creating CDs, soundtracks and jingles. Benefit from our experience — call on us today!



## BANANAS AT LARGE

AUDIO/MUSICAL COMPANY

1504 Fourth St., at ‘E’ • San Rafael CA 94901 • Open Every Day •  
Call 415.457.7600 • Since 1974 • Fax 415.457.9148

# FAST FORWARD

Picture it: you want your hot new tunes on the shelf yesterday. You think it’s a great deal, this mail-order thing. They promise your cassettes in a month. A month goes by. You call. They don’t. You call again. They ship the tapes late.

You put them on the shelf. They turn up bad. Not a pretty picture.



Picture this instead: you call QCA. We quote you a great price and a quick delivery. You place your order. We deliver. You smile. Repeat.

## 1-800-859-8401

QCA Inc. • 2832 Spring Grove Ave. Cincinnati Ohio 45225 • (513) 681-8400 Fax (513) 681-3777  
Manufacturers of Quality CD’s, Cassettes & Records for over 40 Years



"PROFESSIONAL MIDI & SAMPLER PRODUCTS"

# RHYTHMS!

## THAT GROOVE GROOVE GROOVE

**D'nai the Rhythm : \$39.50 + S/H**

The midifile library specifically produced for professional musicians, producers, and writers. Patterns are recorded live capturing every nuance for the commercial groove your music needs.

Styles: Dance, Pop, R & B, Hip Hop, Funk, Ballad, Rap.

Patterns conform to general midi, saved as standard midifiles.

Works with most sequencers, and is great for CAKEWALK users.

Formats : IBM PC, (Mac-tba), HR-16B & MMT-8 tape.

**D'nai My Beats : Dance/Pop \$19.95 + S/H**

Digitally mastered professional rhythm loops.

Formats : E-MU ESI-32, Peavey SP, PC Wav.

Products are original material, and released on a  
"LIMITED EDITION" basis!

D'nai Productions Inc. P O Box 958413 Hoffman Estates, IL. 60195-8413

Visa, MasterCard, Money orders accepted (708) 884-6627

**CALL OUR 24 - HR DEMO LINE (708) 884-0749**

### ● RECORDING MUSICIAN

watts, and your impedance is 8 ohms, the equation should work out like this: 100 divided by 8 = 12.5, so  $A^2$  can be rounded off to 3.5 amps.

The maximum current is equal to 3.5 amps at 100 watts, but don't run out and buy a bunch of 3.5 amp fuses just yet. Fuses do not immediately work at their rating, so the 3.5 amp fuse may still allow enough of a surge through to shred the 100 watt/8 ohm speakers used in our example. A fuse typically allows 100 percent of its rating to pass through for four hours and blows only after 200 percent of its rated current passes through for one full second. Obviously, the 3.5 amp rating must be lowered to a figure that offers definitive speaker protection. In this case, I recommend buying a fast-acting fuse with a value approximately one-half to two-thirds of the 3.5 amp maximum. This works out to anywhere between 1.75 and 2.25 amps, but you might even want to try a 1.5 amp fuse just to be extra safe.

When the fuse is in place, turn up your monitor levels until the fuse works. If you've chosen a low amp rating and the fuses blow too often, increase the rating gradually until loud peaks are passed through, but do not go higher than your target rating. (In our example the target rating was between 1.75 and 2.25 amps.) Although fuses don't offer fail-safe protection, they are a very cheap way to help save your expensive monitors.

### OVER AND OUT

The last thing I'd like to discuss is the issue of speaker size. In the typical home or project studio, bigger is not necessarily better. It doesn't do any good to overpower a small control room with huge speakers. In most cases, a quality monitor with a 10- or 12-inch woofer is more than adequate to ensure critical listening levels and sonic accuracy.

Once you've tailored your monitoring system to your room and taken care to make sure everything is hooked up correctly, there is no reason you shouldn't be able to record and mix like the pros. Believe me, when you know exactly what you're hearing, it's easier to make the "right" sound choices. Good luck!

**Michael Gore** is owner and chief engineer of Bay Area Studio Engineering.

# KEYBOARDS

BEFORE YOU JUMP...

**CALL US LAST!**



- SYNTHESIZERS
- DIGITAL PIANOS
- RECORDING GEAR
- DRUM MACHINES
- SAMPLERS
- AMPLIFIERS
- MIXERS / EFFECTS
- SOFTWARE



**We'll  
Save  
You  
Time &  
Money!**

**CALL OUR SALES  
STAFF OF MIDI  
EXPERTS**



**1-800-795-8493**

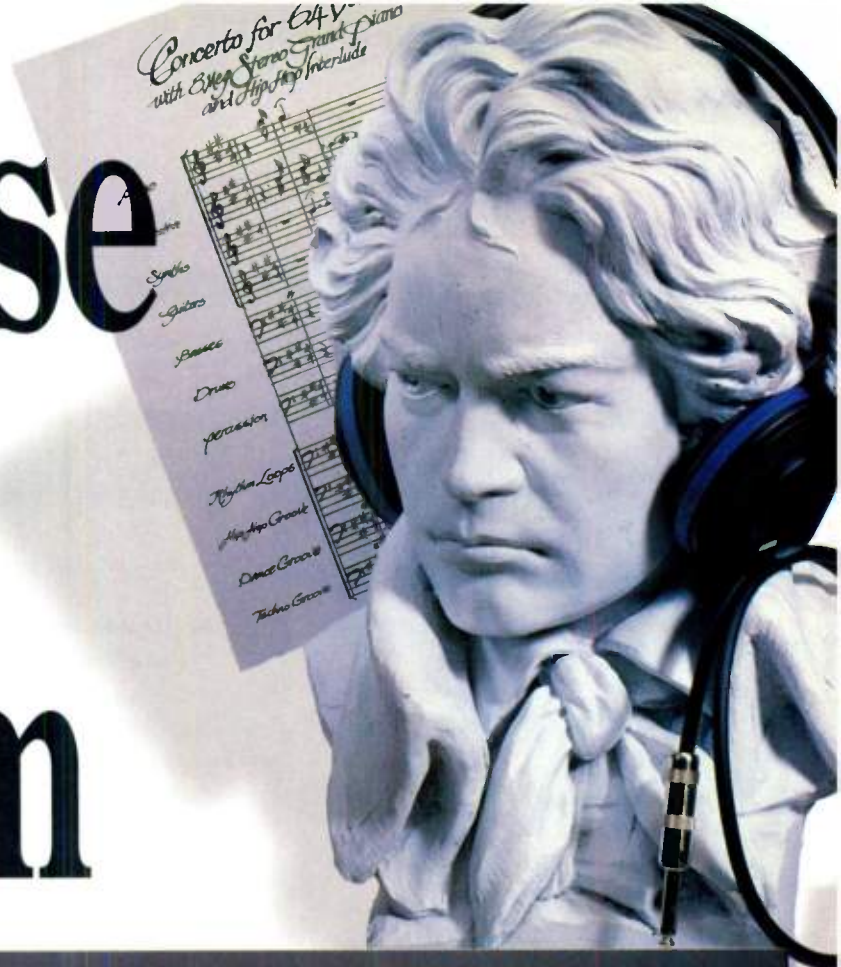
**RICH MUSIC • 1007 AVENUE C • DENTON, TX 76201 • FAX (817) 898-8659**

Store Hours: Monday- Friday 10- 6:30, Saturday 11- 5

**WE ACCEPT VISA • MASTERCARD • DISCOVER • AMERICAN EXPRESS**



# Compose Record Perform



# QuadraSynth PLUS PIANO

Beethoven didn't hit *all* the notes. There's still a whole lot of music left to carve out there. And you'll hear every note on the *all new* QuadraSynth Plus Piano™. Its true 64 voice polyphony drives 24 Meg of sample ROM featuring superb digital, classic analog, realistic instrument samples and the world's only built-in 8 Meg, phase-accurate stereo piano. The one everybody's been talking about. That is, when they're not playing it.

There's powerful real-time control, a massive onboard library of 640 *all new* Programs and 500 multitimbral Mixes. Slide in one of our QuadraCard™ RAM cards for simultaneous access to 1152 Programs and 900 Mixes, or one

of our QuadraCard ROM cards for a wide variety of Orchestral, Pop/Rock, Dance, and Ethnic timbres. There's the ADAT® Optical Digital Output, built-in effects with 4 independent multi-effects busses and our free Sound Bridge™ software for converting your own samples into QuadraSynth format. Genius is yours.

QuadraSynth Plus Piano is the most powerful production keyboard available. We wouldn't want it any other way. After all, geniuses have a lot of work to do. Your Alesis Dealer will be happy to show you the way.

For more information about the QuadraSynth Plus Piano, see your Authorized Alesis Dealer or call 1-800-5-ALESIS. QuadraSynth Plus Piano and QuadraCards are trademarks, Alesis and ADAT are registered trademarks of Alesis Corporation.

Alesis Corporation 3630 Holdrege Avenue Los Angeles CA 90016 1-800-5-ALESIS ALECORP@Alesis1.usa.com





# Reviews

106 • Generalmusic SX3

112 • Bag End Studio System A

120 • EMAGIC SoundDiver 1.5 (Mac)

125 • Eye & I Steve Reid Percussion CD

127 • MediaTech Rhythm Brainz Plus

132 • Symbolic Sound Kyma System 4.0

## Generalmusic SX3

By Julian Colbeck

**An Italian synthesizer  
aims at a wide  
audience.**

**T**he fate of Generalmusic's SX3 Multimedia Workstation will probably be sealed by whether you see this hybrid instrument as a speakerless home keyboard with synth editing, or as a pro synth with built-in rhythms. Home keyboardists will surely love the simple but powerful sound editing and freshly minted set of professional backing Styles, and most should tolerate the lack of speakers. Professional players, on the other hand, tend to catch the first whiff of auto accompaniment and veer off down the next aisle, lest they be caught dead in what they feel is the Mom and Pop department.

But wait up, all you pros! What do you do with your Korg 01/W and Ensoniq TS-10? Do you noodle about a

Generalmusic is aiming the SX3 at a wide audience. Pro players are targeted, ranging from those who play in the lounge of the Holiday Inn to those who trash rooms there as they breeze through town on a rock 'n' roll tour. The education and church markets are also squarely in the SX3's sights; the instrument's external "TV" hookup option should prove useful here. Finally, the SX3 is seen as a tool for harassed project-studio players, forever on a deadline, who can use it to instantly summon up styles, sensibilities, grooves, and tone colors in sufficient quantity to satisfy even the pickiest clients.

Although the full genealogy of the SX3 can only be of interest to the keyboard pedant like myself, the instrument owes a considerable debt to a home keyboard called the WS2 (now sold under the Wurlitzer name in the USA) and also to Generalmusic's S2 pro synth. (See the November 1992 **EM** for a review of the S2 and the December 1994 issue for a review of the rack-mount S2R.)

### THE INS AND OUTS

The SX3 is painted bright pink with green and yellow polka dots and is shaped like a Jerusalem artichoke. Well, no (surprise, surprise); the SX3 is a slim, matte black, oblong unit, its only hint of subversion being the faintly rubberized texture of its gently sloping control panel. The large, backlit, neon display is surrounded by dedicated buttons for all major features and functions. The buttons are lighted, which should make the SX3's controls operable even under the most thoughtless of stage-lighting conditions.

The 76-note keyboard is Velocity- and Pressure-sensitive, with an action that Generalmusic describes as "lightly weighted." (A 61-key version, the SX2, is available for \$2,495.) Two fully programmable, disc-type control wheels are provided. One wheel is normally assigned to Pitch Bend and is spring-loaded, with a center detent; the other has a center detent but no spring.



The Generalmusic SX3 is a marriage between a home keyboard and a professional synth. For some users, it's a match made in heaven.

lot, and get bored, and wish you had some other folks to play with from time to time? Of course you do. Well, instruments like the SX3 simply offer a selection of grown-up grooves, patterns, backings, call 'em what you will, that you can interact with, write to, practice over, and even gig with.



# ABSOLUTELY THE BEST SOUNDS ANYWHERE!

## K2000/2500 CD ROM SAMPLE LIBRARY

You own the most sophisticated synth and sampler on the planet: the Kurzweil K2000! So why settle for just any sound library? Load it up with what reviewers have called "the best samples money can buy!" The Sweetwater Sound K2000 Series II CD ROM Library features hundreds of megabytes of stunning sounds that have redefined the art of digital sampling and sophisticated synth programming! Sweetwater has been on the leading edge of music technology for over a decade. Beginning with the legendary K250, Sweetwater became internationally known for producing the highest quality samples and providing the most extensive, knowledgeable support available anywhere for Kurzweil products. In 1991, Sweetwater was the first company to offer a comprehensive sound library for the brand new K2000. This superb collection is available on five CD ROMs, as well as individual floppies.

Recorded with painstaking care using only the best musicians playing the finest instruments, all with state-of-the-art equipment, this library has literally rewritten the standard by which all other samples will be judged for years to come. While other sample collections may offer highly stylized representations of real instruments, the Sweetwater library provides beautifully detailed and highly accurate

rate samples that actually sound like the real thing! You can hear the chuff as the bamboo flute player breathes life into his instrument; feel the rosin on the bow as it caresses the strings of a handmade cello; catch the electricity in the guitar player's fingers as he coaxes the ultimate tone from his vintage Stratocaster.

Of course, no other company knows the K2000 like we do, and now our own Soundware Development Department has completely re-engineered *all* the programs on each of the new Series II discs, adding hundreds of sensational new programs, effects and performance features that allow you to fully realize the enormous sonic potential of K2000's powerful V.A.S.T. synthesis engine! The sounds are also fully compatible with the new Kurzweil K2500!

Bottom line: the Sweetwater Series II K2000 CD ROM Library is everything you need to make your Kurzweil K2000 or K2500 sound like a million bucks at a price that's, well . . . considerably less!

**SPECIAL LIMITED TIME OFFER:  
NOW JUST \$329 EACH**



## POWER TRANSLATOR SERIES



One of the great features of the Version 3-equipped K2000 (and the new 2500) is its ability to read samples in a variety of other formats. Case in point: the great Roland Sample Archives CD ROMs. They feature tons of exceptional samples, many of which are in full stereo. Problem is, the conversion process is not exactly perfect. You still have to build programs that make the Roland samples musically useful, as well as tweak loops and create accurate keymaps. But you should be making music, not programming!

With Sweetwater's Power Translator Series disks, our Soundware Development Team has done all the work for you. Each PT disk gives you complete access to one of the great Roland CD ROMs, *plus* each one puts thousands of stunningly crafted programs, effects and performance features at your fingertips, as well as our exclusive new VIRTUAL INSTRUMENT programs! The result is, in a word, *awesome!* There's a lot more to tell you, so call immediately for detailed information.

**POWER TRANSLATOR DISKS JUST \$199 EACH**

**SPECIAL OFFER!**

ORDER ANY FOUR CD ROMS AND GET A KURZWEIL COMPATIBLE CD ROM DRIVE FOR JUST \$49 MORE!

*The Ultimate Music Retailer!*

**Sweetwater  
SOUND INC.®**



5335 BASS RD., FT. WAYNE, IN 46808 **(219) 432-8176** FAX: (219) 432-1758  
Internet: "sales@sweetwater.com"

**K2000 OWNERS: WANT A NEW KURZWEIL K2500? BE SURE TO ASK ABOUT OUR SENSATIONAL K2500 UPGRADE PLANS!**



Holes pepper the rear panel. Not only are there stereo audio outputs, but effects send/return jacks, and external audio inputs for, say, a mic or tape-deck feed. One of the four control-pedal inputs is for a dedicated volume pedal, two inputs are fully programmable as either momentary switches or continuous CV pedals, and the fourth is a programmable momentary-switch input. The unit also has a connector for the optional Generalmusic pedalboard (\$225). The usual three MIDI ports are supplemented by a second, independent MIDI Out, which allows the unit to send on 32 channels.

The back panel also holds RGB and composite-video "TV" outputs, primarily offered so the outside world can view your chord changes, lyrics, and what-have-you during song playback. (The video board is a \$300 option.) While this application might be the final straw for dyed-in-the-wool synthesists, I did find it helpful, and not a little sexy, simply to have large screen access (in color, too) to the display's information on a day-to-day basis, thanks to my trusty old Atari monitor.

## ITALIAN SEASONING

The SX3's sound is based on samples offered in standard subtractive-synthesis style. It houses not only a whopping 472 ROM Sounds, with scope for straightforward Sound editing and re-locating, but a sample-loading option (2 MB sample RAM, \$195) and the simplest and most encouraging system of sound layering in the business.

With so much choice, a certain amount of button pushing, Bank selecting, and curve learning is to be expected. For the most part, though, because the instrument has so many dedicated controls, you don't tend to get lost for long.

The SX3 conforms to the much-maligned General MIDI specification. Sounds are grouped according to instrument type and have named buttons. You want a piano? Hit the button marked "piano," and a batch of eight piano types comes up on the video screen. You want more? Hit the Page+ button, and another eight pianos appear. For the most part, each instrument Bank has three pages worth of instrument choices; in other words, most Banks offer 24 Sounds.

The Banks comprise piano, chro-

matic percussion, organ, guitar, bass, string, brass, reed, pipe, synth lead, synth pad, synth effects, ethnic instruments, drums, and samples. Program Change assignments are made according to GM; for example, to access the delights of Wow Clav (the final port of call on the Piano Bank), you would use PG 8 with Bank Select message 3.

The ROM Sounds comprise a highly usable body; some are 32-voice polyphonic, single-oscillator Sounds; others are of the 16-voice, dual-oscillator variety. In-depth analysis of the SX3's several hundred Sounds is inappropriate for a number of reasons, aside from the obvious. The main stumbling block is the fact that the SX3's day-to-day sonic currency is what Generalmusic calls a Performance, which is a catch-all slice of memory containing Sound, effects, and assignment data. It is difficult to pare a Sound down to basics and assess it, because that is not how you are most likely to hear or use it.

The SX3 does excel at certain types of instruments, however. In addition to plenty of rip-snorting section brass patches, the Brass Bank contains surely the world's best selection of sexy, breathy, soft saxes. Other outstanding Sounds include a number of comping keyboard patches; imaginatively styled tuned percussion such as marimbas, glocks, xylophones and the like; and a particularly wide range of nonpitched drums and percussion (More about these in a moment.) I was less enamored with the strings, which were uncomfortably synthetic.

## SOUND EDITING

Although Sounds are stored in ROM, you are not shackled to them forever, because, effectively, they can be copied, edited, and stored in another Performance. Editing here is not to be compared to a Wavestation (okay, cue rousing chorus of "Thank the Lord" from embattled Wavestation SR users), but the instrument's meager collection of resonant filter and envelope controls will enable you to turn standard Sounds into custom ones in a matter of seconds. And for even easier feats of instrument-creation you can just layer up Sound after Sound in a current Performance by switching on one Track (a segment or component part of a Performance) after another, progressively building up new tones and textures.

In isolation, this is all great fun and fairly creative. However, the system is less friendly when you want to use a particular Sound, or combination of Sounds, in a particular context. There are restrictions as to the number of variations of a ROM Sound that can be stored internally. (You can, of course, save your Sounds to disk using the built-in 3.5-inch disk drive.) In addition, the process of editing a Sound from within a Performance seems to involve a fair amount of twisting and turning as effects are removed, transpositions revoked, etc.

Drum stuff—Sounds, kits, editing, placements—is carefully thought out to the point of overkill. Not only are there two versions of standard, room, electric, power, and house kits, but there are also jazz, orchestral, and brush kits, all mapped according to GM. In addition, there are M1 and SY77 mapped kits, plus numerous single-instrument patches. Most of the single patches—vibraslap and castanet, for example—are readily understandable and useful, though I was a little disappointed that the exotically named "Kitchen" patch manifested itself as a lone, indeterminate metallic noise, rather than the phalanx of culinary appliances its title might suggest.

By no means must you settle for a fixed menu when it comes to Sounds, though. Individual drum and percussion Sounds can be freely edited using the same filters and envelope generators used to manipulate regular-pitched Sounds. You can also reassemble kits, specifying which instruments to

## Product Summary

### PRODUCT:

Generalmusic SX3  
Multimedia Workstation

### PRICE:

\$2,795

### MANUFACTURER:

Generalmusic  
1164 Tower Lane  
Bensenville, IL 60106  
tel. (708) 766-8230  
fax (708) 766-8281

CIRCLE #437 ON READER SERVICE CARD

EM METERS	RATING PRODUCTS FROM 1 TO 5			
FEATURES	●	●	●	●
EASE OF USE	●	●	●	●
QUALITY OF SOUNDS	●	●	●	●
VALUE	●	●	●	●



include, their pan position and transposition, and whether or not to lasso each Sound to either or both of the current effects algorithms. You can even set up a Velocity switch.

Although only a handful of users will ever delve this deep, Generalmusic makes admirable attempts to simplify this often grizzly business with features such as Catchnote (instant access to a Sound via the keyboard), an effects on/off switch, and (sample) transpose.

In general, editing is instant, fun, and riddled with operational aids. Generalmusic seems to have taken a leaf out of Korg's book by offering real-time sound-editing using footpedals. It's a nice idea for those fleet enough of foot to waggle filter cutoff points during solos. I also appreciated the Edit/Compare function, which doesn't just switch Sounds back and forth; you can also see the alterations in parameter values on the display or video monitor. Equally useful is the Library feature, which lists all Sounds in a string that you can scroll through, definitively the quickest audition method.

There are two effects processors. Ef-

fects 1 contains sixteen reverb types; Effects 2 has sixteen delay and modulation algorithms. We're not talking Lexicon quality, but the processing comes across as smooth, and you are given a fair degree of control over things like reverb or delay time, feedback, high-frequency decay, and depth. Nervous newcomers to effects editing will appreciate the Restore feature, whereby you can swiftly return an effect to its default values.

### PLAYING AROUND

Most of the aforementioned features would be right at home on a dedicated synth. The SX3 is not a dedicated synth, of course; it is a Multimedia Workstation. This somewhat misleading designation has nothing to do with creating computer multimedia productions; rather, it derives from the SX3's ability to incorporate lyrics into a song and for said lyrics and the odd line of music to appear on a remote video monitor. If this is the sort of feature you warm to, you will need the video-display option (\$300) as well as the Lyric Editor disk (\$49.95), without

which you won't be able to use the keyboard to "write" your lyrics.

Not implicit in such a title is the broad range of backing Styles that have been custom programmed for this model, largely by Chris Anthony, who is currently Generalmusic's prime demonstrator in America. A canny programmer at the best of times, Anthony has excelled here with some stunning grooves, backings, and complete songs over and into which you are at all times permitted to play.

Styles, as with Sounds, are grouped in categories, with each category containing eight backings. The categories include R&B, Pop, '50s, Jazz, Latin, Trad, Funk, and Rock. The backings sound modern, at least in auto-accompaniment terms, and include some highly convincing big band/swing moods; blues; the odd blatant copy, such as "Carwash" (an absolute corker) and "Totorock"; plus the ubiquitous fusion and funk patterns. I particularly admired "Soul 1," a lazy and languorous 102 bpm outing with nice punctuating strings and a choppy Rhodes, and the Philly-inspired "70s."

### Sequencing

*Performer*  
*Vision*  
*Cubase*  
*Cakewalk*  
*Metro*  
*Mastertracks Pro*  
*Notator Logic*  
*Musicator*  
*Drummer*

### MIDI Editors

*Galaxy*  
*Unisyn*  
*EditOne*  
*MAX*

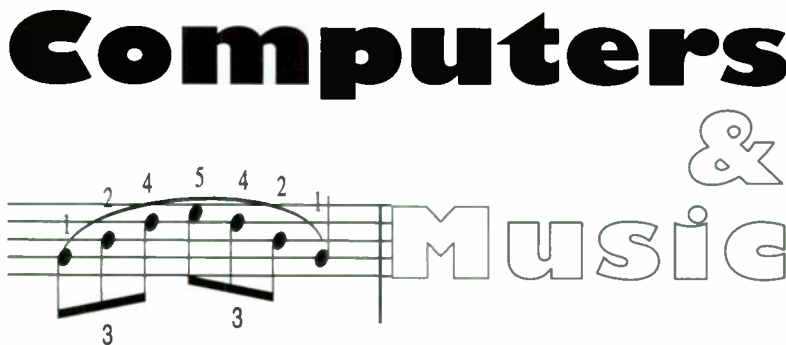
### Notation

*Nightingale*  
*MIDISCAN*  
*Mosaic*  
*Musicshop*  
*Music Printer Plus*  
*Finale*  
*Encore*  
*Musictime*  
*Allegro*

### Educational

*Song Works*  
*Rhythm Ace*  
*Play it by Ear*  
*Note Play*  
*Listen*  
*Practica Musica*  
*Music Lessons*  
*Jazz Improvisation*

Are you confused about MIDI and music software?



We aren't.

1-800-767-6161

647 Mission St  
San Francisco  
CA 94105

*Serving Performers, Educators,  
Composers, Programmers,  
and Sound Designers since 1982*

### Digital Recording

*Audiomedia II*  
*Sound Tools II*  
*Session 8*  
*NuMedia*  
*Samplecell II*  
*Digital Performer*  
*Cubase Audio*  
*Studiovision*  
*Deck*  
*DINR*  
*Infinity*  
*Time Bandit*  
*Turbosynth*  
*Hyperprism*

### MIDI Interfaces

*Translator*  
*PC MIDI Card*  
*MIDI Time Piece*  
*Studio 2-3-4-5*  
*MIDI Express*  
*MQX*  
*Mediator*  
*Dual Port SE*

### General MIDI

*Emu SoundEngine*  
*Roland SC7*  
*Roland Rap 10*  
*Roland SCC1*  
*Roland SC33*  
*General MIDI Files*  
*Band in a Box*  
*Jammer Pro*  
*Pianist*  
*Guitarist*

**Send for our 88 page Catalog**



Chord recognition is fast and detailed. I could elicit an F#m7b5 without too much trouble, and whenever the instrument is outfoxed, it settles into a sensible, single-note groove based on your lowest played note. Recognized chords are posted on screen as you play. Each Style comes with a variation and a custom intro, ending, and fill.

In the main, these are grown-up backings. The SX3 is not a do-it-all-for-you type of instrument; it will groove along, leaving plenty of space for you to play. Default instrumentation, both within the backing and available for live playing, is clearly displayed but can be changed in real time, as can tempo. Features such as fingered or "one-finger" chord play, Chord Hold, and (the atrocious) Auto Harmony—in other words, the dyed-in-the-wool home keyboard tricks—are wisely hidden under the Arrange button.

There are 64 preset Styles plus the ability to load in from disk or compose and store another 32 Styles. The method for this, as with regular songwriting on the built-in, 16-track, 250,000-event sequencer, is flexible

without exactly being intuitive. There is quite a lot of Enter pressing, page flipping, and the need to stop a sequence in order to perform certain tasks.

Sequencing, available in real-time and step-time, is as powerful as you can expect on a keyboard synthesizer. I don't mean to carp, but the unforgiving quantize parameters and knitting-pattern micro editing are features consigned to the history books on even the most basic software sequencer. The point is, for a keyboard synth to be valid, it must surely reclaim some of this lost ground by being immediately available and largely foolproof. The SX3 is not impenetrable, but its operating system is not nearly as fluid and unobtrusive as the sequencing facilities on Korg's i-series instruments.

On the other hand, Generalmusic's large and swiftly increasing library of S-series Song, Sound, and Style disks (\$29.95) may have more appeal. The only minor irritation discovered while loading outside SMF data is the SX3's resistance to increasing its pitch-bend range beyond a whole tone. This means that if you have a file with greater

movement than this (typically, say, on a guitar or bass part), the SX3 will sound a bit squashed. On Generalmusic's S2 synth, the pitch-bend range is  $\pm 12$  half-steps, which is more flexible.

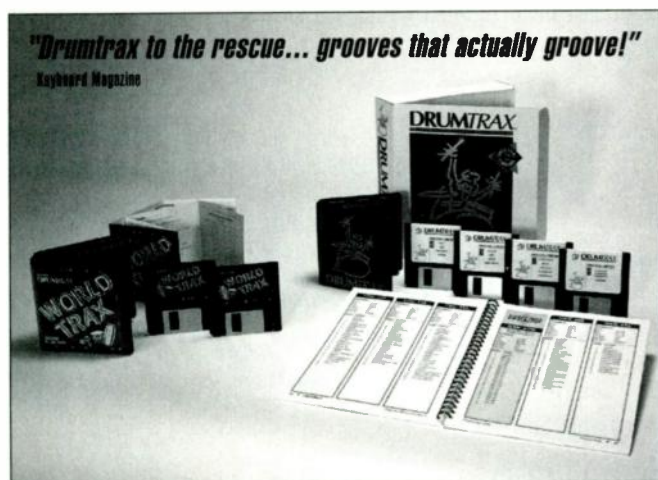
## CONCLUSION

Thanks to an updated user interface, the SX3 holds up remarkably well for an instrument based on such tried and true hardware. Its physical appearance, coupled with the power of its brand-new music Styles, makes it a powerful contender in this still somewhat ill-defined area of the keyboard market.

The best thing about the SX3 is that it chooses musicality over flash. The smart customer should bear in mind that crash-bang-wallop Sounds and Styles you can listen to but not really *use* quickly pall. Though hardly boring, the SX3's more subdued approach should allow you to eke out many years of solid, professional work.

*Julian Colbeck is a purveyor of music technology in the form of books, articles, videos, music software, and the odd stonking piece of actual playing.*

# If these disks were hairy, wrecked hotel rooms and tried to pick up your girlfriend, you couldn't tell them from a real drummer.



We've taken some of the hottest drummers on the planet and put them on disk—minus some of their less desirable habits. The Original Library Version 2 includes over 12,000 measures of live, unquantized drum patterns for sequencing all kinds of music. World Trax features over 2400 measures of exotic grooves from around the world. They're both easy to use, well organized, and work with virtually all sequencers and workstations. So check out DrumTrax MIDI drum patterns today. You'll get the real feel of a live drummer—and your girlfriend won't.


**DRUMTRAX**  
MIDI DRUM PATTERN LIBRARIES



For upgrade and dealer information call 508-977-0570 DrumTrax 51 Pleasant St. Suite 218 Malden, MA 02148 Fax 508-977-0808



Electro-Voice Sx200's provided sound reinforcement at the 1995 Ann Arbor Folk Festival in University of Michigan's 4,000-seat Hill Auditorium.



Powerful enough to fill  
a concert hall.



Compact enough for  
"real world" tours.



Electro-Voice, Inc., a MARK IV company, 600 Cecil St., Buchanan, MI 49107  
616/695-6831 800/234-6831 In Canada: 613/382-2141



## System 200™

MODULAR PRO AUDIO

EV's System 200™ Modular Pro Audio was designed to be the best lightweight, compact, full-range speaker system in the industry. It has succeeded.

Because of its clarity and impact, audio professionals have put it to use in venues typically reserved for much larger, more expensive systems.

So, once you've heard the depth, detail and power of the Sx200 full-range, Sb120 sub and Xp200A electronic controller, don't be surprised if you find yourself wondering, "Is this more system than I need?" You'll quickly admit...

"You Can Never Have Too Much Of A Good Thing."

## Bag End Studio System A

By Lawrence E. Ullman

**This high-end studio monitor speaker package tells the whole truth.**

**I**n his recent face-off of five near-field reference monitors ("Boom Boxes," November 1994), **EM** Editor Michael Molenda succinctly described the role of a professional studio monitor: "As far as audio signals go, a studio monitor is The Truth. Without *really* knowing what an audio signal sounds like, you can't make educated decisions about instrument and vocal timbres, equalization, signal processing, and stereo imaging."


And to that I say, "Amen." Yet the five small studio monitors he went on to compare and laud—indeed, *all* small loudspeakers—can only tell *part* of The Truth. No matter how good they may be in other areas, few of the small 2-way speakers commonly used for near-field monitoring have much usable output below (to be generous) 80 Hz. None go low enough to accurately reproduce the lowest octaves.

In large professional studios, the small near-field reference monitors on the console are supplemented by large, full-range main monitors, which are

often soffit-mounted (flush) into the control-room walls. However, such large systems are not an option for studios tucked into a small bedroom or a corner of the living room, nor do they offer the advantages of near-field monitoring. (See "Square One: Nearer My Monitor to Thee" in the June 1995 **EM**.)

Similar problems are faced by designers of high-end, car-audio and home-theater systems. These installations must be capable of powerful bass response, but the speakers must be small due to space constraints. Fortunately, a simple solution is readily available: The restricted low-frequency response of the small "satellite" speakers can be supplemented by adding a separate subwoofer system.

Adopting the same approach to studio monitoring allows you to have your cake and eat it, too: The small monitors can remain perched above your console, while the relatively nondirectional nature of low-frequency sound allows the subwoofer enclosure to be placed in an out-of-the-way location. In addition, most subs have a built-in highpass filter that relieves the satellite moni-



Consisting of a pair of MM-8 near-field monitors, two D10E-S subwoofers, and an ELF-1 integrator, Bag End's Studio System A takes near-field monitoring to new heights by reaching new lows: The system's bass response extends all the way down to 8 Hz.

tors (and the amp driving them) from onerous low-frequency duties. This allows the small speakers to operate solely in the midrange and treble frequencies, where they are the most effective.

For the past month, I've been using a remarkable studio-monitoring system that not only implements the satellite/subwoofer approach but does so at a level of performance way beyond anything I've experienced to date. Bag End Loudspeaker Systems' Studio System A package consists of a pair of MM-8 near-field monitors (\$1,788/pair), two D10E-S subwoofers (\$568 each), and the company's unique electronic crossover, the ELF-1 integrator (\$2,460). Although all of these products are available separately, buying them as a matched set can save you money.

### LET'S GET PHYSICAL

The MM-8 monitors have a 2-way, coaxial design with a 1.75-inch aluminum compression driver mounted at the center of an 8-inch woofer. Designed by audio pioneer Ed Long and manufactured by Bag End under a licensing agreement, the MM-8s were engineered using Long's Time Align system.

Originally used in another Long design—the larger UREI Time Align monitors that are a fixture in many professional studios—this approach uses a unique measuring device called a Time Align generator to verify the speaker's performance. The goal is to



**FIG. 1:** The 90 DIP switches hidden behind the front panel of Bag End's ELF-1 2-channel Low Frequency Integrator are used to configure both the highpass filter and the ELF. The switches add precision resistors whose value establishes a DC voltage that controls the appropriate circuits inside the unit.



ensure that high and low frequencies reach your ears at the same point in time, without the smearing and phase shifting that can occur in some other designs.

Finished in matte black, with solid walnut tops and bases, the cabinets are solidly constructed with thick, medium-density fiberboard (MDF) and measure 17.5 x 12.25 x 8 inches. With its exposed driver, a large, slot-shaped port, and two rocker switches, the baffle (front panel) presents a no-nonsense, industrial look. As is usual with studio monitors, no grilles are provided, and the rather busy graphics on the switch panel leave no doubt that the manufacturer intends a vertical orientation.

The switches are visible manifestations of two of the MM-8's most distinctive features. On the right is a large rocker that reverses the speaker's absolute acoustic polarity. (Absolute polarity dictates that the polarity of the source signal is maintained intact throughout the recording/reproduction chain. In other words, a compression wave captured by a microphone

at the recording session is reproduced as a compression wave by the speaker cone, not as a rarefaction.)


Some experts take the position that, as long as the polarity of *both* channels is reversed, there's no audible difference; others insist that the difference is obvious. Bag End obviously falls into the latter camp, pointing out that the switch can be used to check the polarity of new material before adding it to existing material of an unknown polarity. I was unable to hear any obvious difference with any of the recordings I auditioned. However, those who *can* hear the difference may find the switch useful.

The effect of the other front-panel switch is much more apparent. The equalization switch has three positions: Distant/Final, NFM/Original, and NFM/Final & Distant/Original. The first of these is essentially flat, while the other two introduce varying amounts of rolloff above 5 kHz. According to the manufacturer, the three equalizer settings "create a uniform monitoring environment at different listening distances and different points

in the recording process."

The manufacturer's argument goes something like this: Original source signals monitored prior to entering the recording chain are inherently brighter than final recorded material, which suffers high-frequency loss due to the vagaries of the recording process. At the same time, because high frequencies are attenuated by the listening environment, material monitored in the near field will sound brighter than when listening at a distance.

The Distant/Final position is used to monitor final recorded material at a distance (outside the near field). Because both of these conditions cause high-frequency loss, no additional attenuation is necessary; this position is the brightest of the three. The NFM/Original setting is used to monitor original material (bright) in the near field (also bright). It compensates by providing the greatest degree of attenuation. Used in two possible situations, near-field monitoring of final material (bright/dark) or distant monitoring of original material (dark/bright), the NFM/Final & Distant/Original position



Before you buy  
an electronic drum kit,

# THINK.

Can it lay down realistic drum tracks  
without the use of cumbersome  
individual trigger pad setups?

It can if it's a trapKAT, the new studio standard in electronic drum kits. trapKAT has a big, ergonomic 24 pad playing surface. It sets up fast, so you spend more of your studio time playing.

trapKAT's gum rubber and FSR playing surface responds to pressure, adding realism and expression to percussion tracks. It accommodates complex, multi timbral setups, and the intuitive interface and 2 line display make editing the 24 kits quick and simple.

So before you buy just any electronic drum kit, think again. And this time, think trapKAT.

## KAT

53 First Avenue, Chicopee, MA 01020-4636  
Tel: (413) 594-7466 FAX: (413) 592-7987

# ADVERTISER INDEX

Advertiser	Reader Service #	Page	Advertiser	Reader Service #	Page
Ace Music Center	-	122	Mark of the Unicorn	545	148
Alesis (3630 Compressor)	502	17	MIDIMAN	546	92
Alesis (Monitor 2)	503	49	MIDI Solutions	547	130
Alesis (QuadraSynth)	504	105	Mix Bookshelf Insert 90-91	548	90-91
American Educational Music Publications	501	101	Musician's Friend	549	59
Aphex Systems	505	67	Music Quest (Multi-Port MIDI)	550	48
Artic Software	506	121	Music Quest (NOTEable)	551	78
Bananas at Large	507	103	Music Supply	552	66
Big Briar	508	130	Musitek	553	78
Caruso Music	509	127	Opcode	554	76
Coda Music Technology	510	47	Peavey Electronics	555	35
Computers & Music	511	109	PG Music (Band-In-A-Box)	556	70-71
Cool Shoes	512	128	PG Music (Power Tracks Pro)	557	97
dbx	513	12-13	PolyQuick	558	126
ddrum, Armadillo Enterprises	514	88	PreSonus Audio Electronics	559	75
Digidesign	-	85	QCA	560	103
Digital Audio Labs	515	26	QSC Audio Products	561	43
DigiTech (TSR-24S)	516	24-25	Quik Lok/Music Industries	-	120
DigiTech (Studio Vocalist)	517	94	Rhythm City	562	131
Disc Makers	518	58	Rich Music	563	104
Discount Distributors	519	132	Roland (DM-800)	564	10-11
D'nai Productions	520	104	Roland (JV-1080)	565	18-19
Drum Trax	521	110	Rolls Corporation	566	98
Echo Park	522	126	Sam Ash Professional	-	131
Effective Video Solutions	523	135	Samick	567	28
Electro-Voice (E-V)	524	111	Sonic Foundry	568	50
EMAGIC	525	38	Sound Quest	569	125
EM Binders	-	135	SoundTech	570	87
E-mu Systems	526	69	Soundtrek	571	34
Ensoniq (MIDI City USA )	527	9	Soundtrek #2	572	117
Ensoniq (DP/4+)	528	77	Soundware	573	33
Europadisk	529	123	Speir Music	574	133
Eye & I Productions	530	119	Sweetwater Sound	575	63
Fatar/Music Industries	-	79	Sweetwater Sound #2	576	107
Full Sail Center for the Recording Arts	531	96	Sytek Audio Systems	577	127
General Music	532	14-15	Tascam	578	37
Howling Dog Systems	533	118	Taxi	579	95
Hughes & Kettner	534	40	Thoroughbred Music	580	128
KAT	535	113	3M Corporation	581	23
Kawai	536	73	Tran Tracks	582	132
Key Electronics	-	88	Twelve Tone	583	7
Key Electronics #2	-	116	Twelve Tone #2	584	65
Korg	537	89	Voce	585	42
KRK Monitoring Systems	538	74	West L.A. Music	586	118
Kurzweil Music Systems	539	147	WinJammer	587	119
L & M Music	540	129	The Woodwind & The Brasswind	588	116
Leigh's Computers	541	124	World Records Group	589	129
Lexicon	542	83	Yamaha (D5000)	590	20
Mackie Designs (CR-1604)	543	2-3	Yamaha (W5/W7)	591	99
Mackie Designs (Institutional)	544	41			

## RATE THE ARTICLES IN THIS ISSUE!

**JULY 1995**

We want to know what you think of the articles in *Electronic Musician*! Now you can use your reader service card to give us feedback about EM's editorial coverage. We have assigned a rating number to each of the main articles in this issue. Please select a rating for each article and circle the appropriate number on your reader service card:

Please select ONE rating number per article

	Very Helpful	Somewhat Helpful	Not Helpful	Didn't Read
a. "Day in the Life: Harvey Wallbangers," p. 30	701	702	703	704
b. "Cover Story: Online Juke Joints," p. 44	705	706	707	708
c. "The Hitchhiker's Guide to Plug-Ins," p. 60	709	710	711	712
d. "Dream Sequences," p. 80	713	714	715	716
e. "Profile: Harping on MIDI," p. 29	717	718	719	720
f. "Recording Musician: The Listening Room," p. 100	721	722	723	724



# FREE Information!

## FOR READERS OF Electronic Musician

**FOR FREE**  
INFORMATION  
ABOUT PRODUCTS  
ADVERTISED IN THIS  
ISSUE, USE THESE  
READER SERVICE  
CARDS.

**1** Circle the reader service numbers on the card that correspond to each advertisement or article listed in the index on the opposite page.

**2** Print your name and address on the card and answer ALL questions below.

**3** Affix a stamp and mail!

**IMPORTANT NOTICE TO READERS:**  
Reader service inquiries are mailed directly to the advertiser, who is solely responsible for sending product information. *Electronic Musician* cannot guarantee response from all advertisers.

### Electronic Musician

6400 HOLLIS ST. #12, EMERYVILLE, CA 94608  
ISSUE: JULY 1995 CARD EXPIRES OCT. 1 1995

NAME \_\_\_\_\_  
ADDRESS \_\_\_\_\_  
CITY/STATE/ZIP \_\_\_\_\_ PHONE # \_\_\_\_\_

#### 1 ARE YOU CURRENTLY A SUBSCRIBER TO ELECTRONIC MUSICIAN?

01. ☐ Yes 02. ☐ No

#### 2 PLEASE CHECK THE ONE BEST DESCRIPTION OF YOUR MUSIC INVOLVEMENT:

03. ☐ Full- or part-time pro musician  
04. ☐ Aspiring professional musician  
05. ☐ Recreational or amateur musician  
06. ☐ Other

#### 3 PLEASE CHECK THE ONE BEST DESCRIPTION OF YOUR RECORDING INVOLVEMENT:

07. ☐ Record in a professional studio only  
08. ☐ Record in both pro and home/project studios  
09. ☐ Record in a home/project studio only  
10. ☐ Have not recorded yet

#### 4 WHICH ONE OF THE FOLLOWING IS YOUR MAIN COMPUTER USED FOR MUSIC?

11. ☐ Apple Macintosh Plus, Classic, SE, SE/30, or LC  
12. ☐ Apple Macintosh II series or Quadra  
13. ☐ Atari ST or TT  
14. ☐ Commodore Amiga  
15. ☐ IBM PC or compatible  
16. ☐ Other brand \_\_\_\_\_  
17. ☐ Don't use a computer for music

#### 5 WHAT IS YOUR CURRENT INTEREST OR INVOLVEMENT IN MULTIMEDIA?

18. ☐ Creating multimedia projects  
19. ☐ Using commercial titles (interactive, reference materials, presentations, etc.)  
20. ☐ No current interest/involvement

**RATE THE ARTICLES!** ➔

#### EDITORIAL INFORMATION

401	407	413	419	425	431	437	443
402	408	414	420	426	432	438	444
403	409	415	421	427	433	439	445
404	410	416	422	428	434	440	446
405	411	417	423	429	435	441	447
406	412	418	424	430	436	442	448

#### ADVERTISER INFORMATION

501	520	539	558	577	596	616	635
502	521	540	559	578	597	617	636
503	522	541	560	579	598	618	637
504	523	542	561	580	599	619	638
505	524	543	562	581	600	620	639
506	525	544	563	582	601	621	640
507	526	545	564	583	602	622	641
508	527	546	565	584	603	623	642
509	528	547	566	585	604	624	643
510	529	548	567	586	605	625	644
511	530	549	568	587	606	626	645
512	531	550	569	588	607	627	646
513	532	551	570	589	608	628	647
514	533	552	571	590	609	629	648
515	534	553	572	591	610	630	649
516	535	554	573	592	611	631	650
517	536	555	574	593	612	632	651
518	537	556	575	594	613	633	652
519	538	557	576	595	614	634	653

**RATE THE ARTICLES IN THIS ISSUE!**  
SEE FACING PAGE FOR DETAILS.

701	704	707	710	713	716	719	722
702	705	708	711	714	717	720	723
703	706	709	712	715	718	721	724

### Electronic Musician

6400 HOLLIS ST. #12, EMERYVILLE, CA 94608  
ISSUE: JULY 1995 CARD EXPIRES OCT. 1 1995

NAME \_\_\_\_\_  
ADDRESS \_\_\_\_\_  
CITY/STATE/ZIP \_\_\_\_\_ PHONE # \_\_\_\_\_

#### 1 ARE YOU CURRENTLY A SUBSCRIBER TO ELECTRONIC MUSICIAN?

01. ☐ Yes 02. ☐ No

#### 2 PLEASE CHECK THE ONE BEST DESCRIPTION OF YOUR MUSIC INVOLVEMENT:

03. ☐ Full- or part-time pro musician  
04. ☐ Aspiring professional musician  
05. ☐ Recreational or amateur musician  
06. ☐ Other

#### 3 PLEASE CHECK THE ONE BEST DESCRIPTION OF YOUR RECORDING INVOLVEMENT:

07. ☐ Record in a professional studio only  
08. ☐ Record in both pro and home/project studios  
09. ☐ Record in a home/project studio only  
10. ☐ Have not recorded yet

#### 4 WHICH ONE OF THE FOLLOWING IS YOUR MAIN COMPUTER USED FOR MUSIC?

11. ☐ Apple Macintosh Plus, Classic, SE, SE/30, or LC  
12. ☐ Apple Macintosh II series or Quadra  
13. ☐ Atari ST or TT  
14. ☐ Commodore Amiga  
15. ☐ IBM PC or compatible  
16. ☐ Other brand \_\_\_\_\_  
17. ☐ Don't use a computer for music

#### 5 WHAT IS YOUR CURRENT INTEREST OR INVOLVEMENT IN MULTIMEDIA?

18. ☐ Creating multimedia projects  
19. ☐ Using commercial titles (interactive, reference materials, presentations, etc.)  
20. ☐ No current interest/involvement

**RATE THE ARTICLES!** ➔

#### EDITORIAL INFORMATION

401	407	413	419	425	431	437	443
402	408	414	420	426	432	438	444
403	409	415	421	427	433	439	445
404	410	416	422	428	434	440	446
405	411	417	423	429	435	441	447
406	412	418	424	430	436	442	448

#### ADVERTISER INFORMATION

501	520	539	558	577	596	616	635
502	521	540	559	578	597	617	636
503	522	541	560	579	598	618	637
504	523	542	561	580	599	619	638
505	524	543	562	581	600	620	639
506	525	544	563	582	601	621	640
507	526	545	564	583	602	622	641
508	527	546	565	584	603	623	642
509	528	547	566	585	604	624	643
510	529	548	567	586	605	625	644
511	530	549	568	587	606	626	645
512	531	550	569	588	607	627	646
513	532	551	570	589	608	628	647
514	533	552	571	590	609	629	648
515	534	553	572	591	610	630	649
516	535	554	573	592	611	631	650
517	536	555	574	593	612	632	651
518	537	556	575	594	613	633	652
519	538	557	576	595	614	634	653

**RATE THE ARTICLES IN THIS ISSUE!**  
SEE FACING PAGE FOR DETAILS.

701	704	707	710	713	716	719	722
702	705	708	711	714	717	720	723
703	706	709	712	715	718	721	724

# FREE Information!

FOR READERS OF **Electronic Musician**



PLACE  
STAMP  
HERE

## Electronic Musician

Reader Service Management Department  
PO Box 5323  
Pittsfield, MA 01203-5323



PLACE  
STAMP  
HERE

## Electronic Musician

Reader Service Management Department  
PO Box 5323  
Pittsfield, MA 01203-5323



Fill out and  
send the  
attached card  
for FREE  
information on  
products  
advertised in  
**Electronic  
Musician!**  
See other side  
for details.



## Bag End MM-8 Specifications

System Type	Woofer	Tweeter	Crossover	Sensitivity	Max. Power	Impedance	Weight
Coaxial 2-way	8"	1.75"	2.9 kHz	84 dB SPL (1V/1m)	100W (continuous)	8Ω	28 lbs.

is, as you may have already guessed, intended as a happy medium between the other two.

### SWITCH HITTING

I was initially pretty skeptical about the validity of the EQ switch. As a dyed-in-the-wool audiophile, I found deliberately altering the tonal balance of a speaker sacrilegious. Although I find it easy to accept one part of Bag End's argument—near-field and distant monitoring do impose different requirements on a speaker, and the switch may enable the speaker to do double-duty—I had a little trouble swallowing the idea of using the switch to compensate for losses due to the recording process itself. Even if such losses are still a significant factor in today's direct-to-digital world, aren't they something engineers have been compensating for intuitively all along?

However, the proof is in the listening, and the more I listened to the MM-8s, the more I found myself appreciating the logic behind Bag End's approach. The darker NFM/Original position really is well suited for near-field monitoring of live sources such as synths and microphone feeds. Subtle details such as reverb decays, imperfectly looped samples, and the like are quite apparent without resorting to the excruciating brightness and artificially etched detail so common in many small near-field monitors.

The midbright NFM/Final & Distant-Original position also lives up to its billing. In fact, most of my listening was performed in this position. The slight treble rolloff actually made extended monitoring sessions—in the near field at high levels, no less—a pleasure, rather than a torture.

On the other hand, the Distant/Final position was just too bright for my taste. I suspect this is because my bedroom-cum-studio is simply too small to make "distant" monitoring practical. In a larger, more absorbent space, this setting—and the MM-8s' ability to play

quite loud without strain—should enable them to pinch-hit quite effectively as small "main" monitors when coupled with an ELF subwoofer system.

### THE LOW DOWN

As I said at the beginning of this review, small monitors can only go so low. The MM-8, for example, offers excellent bass response down to about 100 Hz, which is typical of similar models. However, there's a whole lot of shakin' going on below that point, all the way down to 20 Hz and below. This is subwoofer territory, and Bag End knows it well.

Bag End's claim to low-frequency fame is based on a technology called

Extended Low Frequencies, or ELF (see sidebar "ELF Magic"). The Studio System A package includes an ELF system with two D10E-S subwoofers driven by the company's top of the line ELF-1 integrator. Used together, these components produce some of the tightest and most articulate low-frequency performances I've heard, all the way down to a remarkable 8 Hz.

Specifically designed to be used with an ELF integrator, the D10E-S subwoofer is smaller than other conventional models. At just 22 × 13 × 13 inches, it's about the size of a large "bookshelf" loudspeaker. Finished in matte black with walnut tops that match the MM-8s, the sealed

### ELF MAGIC

Bag End's Extended Low Frequencies (ELF) system consists of two complementary components that work together to provide extended bass response while attempting to avoid the drawbacks of other designs.

Named after the common electronic circuit on which it is based, the ELF integrator is a 2-way, active electronic crossover. Used in a dual configuration in the ELF, the integrator circuit produces a 12 dB/octave rise as frequency is decreased. Unlike conventional lowpass filters, which introduce a frequency-dependent phase shift that can make blending the bass into the upper frequencies difficult, the integrator produces a short, uniform phase shift for which it is easy to compensate.

The low-frequency output of the ELF integrator is connected to a power amplifier, which drives an ELF subwoofer. Unlike typical designs, which use ports, active servo electronics, or other techniques to provide extended bass response, an ELF subwoofer has a relatively small,

sealed cabinet. When speaker drivers are operated below resonance in a sealed box, they operate in a linear, predictable way. Their frequency response is just the *inverse* of the dual-integrator circuit's: It rises 12 dB per octave as frequency is increased.

When you combine an ELF integrator with an ELF subwoofer, the result is a flat acoustical response from below the speaker's resonant point all the way down to the low-frequency limit of the integrator, which in this case is -3 dB at 8 Hz.

The ELF approach has several other advantages. The impedance of an ELF loudspeaker is uniform below resonance, presenting an easy load to the amplifier. And with no ports or other resonance peaks in the operating range, the speaker doesn't favor any one note, a common problem with ported or "bandpass" designs. (Manufacturers of car subwoofers often take advantage of port resonance to produce that delightful "boom" you hear going by in the middle of the night.)

# THE PRICE FIGHTERS!



**Our Service, Selection & Prices will  
KNOCK YOU OUT!**

- Keyboards • Multitrack Recorders • Guitars
- DAT Recorders • Signal Processors • MIDI Software

*Rock 'n Rhythm*

Div. of:  
**The Woodwind & The Brasswind**  
19880 State Line Rd  
South Bend, In. 46637

**CALL OR WRITE FOR FREE CATALOG: 1-800-348-5003**

## • STUDIO SYSTEM A

enclosures each contain a pair of 10-inch drivers. Their impedance is 4 ohms.

Although Bag End claims the perforated-metal grille is much more acoustically transparent than cloth at low frequencies, it rings when you tap on it and can clearly be felt vibrating during playback. However, the grille's ruggedness outweighs any inaudible, aberrant acoustic behavior when you consider that the sub will most likely be placed on the floor. Of course, you can always remove the grille if the speaker is placed out of harm's way.

The ELF-1 integrator functions as a 2-channel, 2-way electronic crossover. The single-rackspace unit accepts two full-range, line-level signals from your mixer or preamp, processes them through a highpass filter that feeds an amp driving the monitors and through an ELF dual-integrator circuit that outputs to an amp driving the subwoofers. (This is a "biamped" system that requires four amplifier channels.) Additional circuits in the ELF-1 protect the low-frequency channels with a unique form of speaker protection called ELF Concealment, while the highpass channels are protected with another unique circuit Bag End calls a Continuously Variable Recovery (CVR) limiter. (More on these later.)

The back panel of the ELF-1 has six balanced XLR jacks (two inputs, four outputs), a fuse, and a permanently attached power cord. The unit can also be connected to unbalanced lines; a wiring diagram for the necessary cables is provided in the manual and pinouts are screened on the back panel. Because I wanted to connect the ELF-1 to my unbalanced home-theater

## Product Summary

### PRODUCT:

Bag End Studio System A

### PRICE:

\$4,906

### MANUFACTURER:

Bag End Loudspeaker Systems

PO Box 488

Barrington, IL 60011

tel. (708) 382-4550

fax (708) 382-4551

CIRCLE #438 ON READER SERVICE CARD

**STUDIO PC MIDI**

**The MIDIATOR™ MP-128S parallel interface  
combines high performance  
with easy portability,  
an outstanding value  
for all IBM compatibles.**



### HIGH PERFORMANCE MIDI

- ◆ 8 independent concurrent MIDI outs, 128 unmultiplexed channels.
- ◆ 2 independent buffered MIDI inputs.
- ◆ Advanced multi-processor design for optimum Windows efficiency.

### ROCK SOLID SMPTE

- ◆ Cruises over dropouts with ease for glitch-free sync.
- ◆ Stripes, dupes, and syncs all SMPTE rates / formats.
- ◆ Software adjustable sync response controls.

### POWERFUL COMPUTER INTERFACE

- ◆ Parallel (printer) port for all laptop, notebook, desktop PCs.
- ◆ Multi-client driver works with all Windows MME Programs.

### FLEXIBLE UPGRADES

- ◆ Key offers a full line of parallel and serial PC interfaces from \$119.95 with options to upgrade as your needs grow.

**KEY**  
ELECTRONICS

At participating dealers or call

**1-800-533-6434**

7515 Chapel Ave, Ft. Worth TX 76116  
817-560-1912 ◆ Fax 817-560-9745

Designed & Manufactured in the U.S. by Key Electronics, the External PC Interface Leader since 1988

EM METERS	RATING PRODUCTS FROM 1 TO 5				
AUDIO QUALITY	●	●	●	●	●
VALUE	●	●	●	●	●



system, as well as the RCA monitor outputs of a TASCAM multitrack machine, I took the plunge and built cables with XLRs on one end and RCA plugs on the other.

## DIP-SWITCH HEAVEN

Of course, the front panel is where the action is. Here you'll find no less than 90 DIP switches (45 per channel) that are used to configure both the high-pass and ELF sections (see Fig. 1). Note that the main signal does not actually pass through the front-panel switches. Instead, the switches add precision resistors whose value establishes a DC voltage that controls the appropriate circuit deeper inside the unit. This approach keeps the signal path clean and allows the settings to be changed while a signal is present without causing noise or pops. In addition, the settings are precise and can be easily read and written down for reference. Once you have the switches set, a cover plate can be installed to keep the uninitiated from screwing things up.

Each channel of the highpass section includes five switches that set the low-frequency limit (cutoff) of the high-pass filter. The switches add 80, 40, 20, 10, or 5 Hz to a basic value of 50 Hz. Thus, to select a highpass cutoff of 120 Hz (the value I used), you open the 40, 20, and 10 Hz switches. Put another way, this method allows the highpass-filter cutoff point to be set anywhere from 50 Hz to 205 Hz in increments of 5 Hz.

The next six switches adjust the high-pass section's gain. Five values are available, which combine to yield a range of  $\pm 15.5$  dB in 0.5 dB increments. The sixth switch determines whether the value selected is added to or subtracted from unity gain. (I left my unit set at unity gain.)

Other switches in the highpass section include a polarity-reversal switch, a 10 dB output attenuator, and a channel mute. The final seven switches are concerned with a speaker-protection device unique to the ELF-1. Called a Continuously Variable Recovery (CVR) limiter, this circuit rapidly reduces the gain when a signal exceeds a threshold value set by six DIP switches. (The seventh switch, Stereo/Dual, links the channels so the limiter affects gain equally on each, or allows them to remain independent.)

Unlike typical limiters, however, the

recovery rate of the CVR limiter is not a fixed linear or logarithmic slope. Instead, it is dynamically dependent on the amount of limiting called for, with a fast initial recovery that gradually slows as it nears full recovery. The CVR limiter is never activated under normal conditions (a yellow LED on the front panel glows in varying intensity to indicate CVR operation), so to get an idea of its effect, I set the threshold level all the way down and the high-pass gain all the way up. For a limiter, it is subtle and benign sounding. Never-

theless, under critical monitoring conditions, you don't want either the CVR limiter or the ELF Concealment circuit (discussed shortly) to activate. If they do, you're not actually hearing what's going down on tape.

Many of the ELF switch settings are similar to those in the highpass section: The gain, polarity, 10 dB pad, and mute switches are essentially identical to their high-frequency counterparts. The Sum/Dual switch is similar to the Stereo/Dual switch: It combines the left and right ELF channels for installations

## NEW VERSION 2.0 NEW VERSION 2.0 NEW

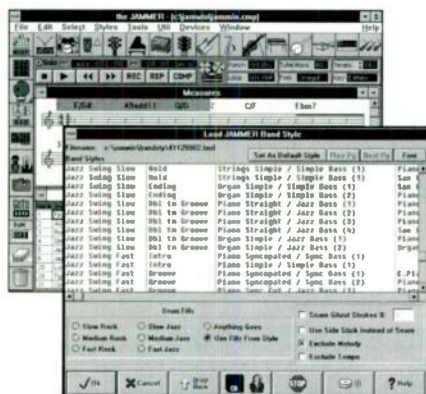
Making great sounding music has never been easier. With the JAMMER SongMaker you can create the hot sounds of today's bands plus the timeless sounds of vintage classics, all with the click of a mouse.

Enter the chords to your favorite song and then pick from over 200 band styles including intros, grooves, breaks, holds, stops, and endings. Use as many styles as you like to build your song and then arrange and mix your tracks in a 256 track MIDI studio. You're the producer and your next hit is just minutes away so crank up the SongMaker and let the jam begin.

# The Best Backup Band in the Business\*

\*Can be yours for just \$89.00

- Over 200 Band Styles \*
- 256 Track Sequencer \*
- Load and Save SMFs \*
- Print Lead Sheets \*
- Intros \* Endings \*
- Grooves \* Breaks \*
- Stops \* Holds \*
- 6 Part Harmonies \*
- Jazz \* Blues \*
- Rock \* Country \*
- Pop \* Classical \*
- Waltz \* Bluegrass \*
- Funk and More \*
- Patch Texturing \*
- Patch Caching \*
- MIDI Digital Delay \*
- Full Style Descriptions \*
- Drag and Drop Measures \*
- Preview Chords \*
- Drum Styles \*
- Drum Solos \*
- Drum Fills \*
- Punch In \*
- Punch Out \*
- Mix Styles \*
- Fade In \*
- Fade Out \*
- Plus Much More \*



## the JAMMER SongMaker™

for Windows

FREE JAMMER DEMO

\$89.00

Available on Compuserve, (type GO MIDIFORUM) or order a DEMO disk pack from Soundtrek (include \$5.00 shipping and handling)



3408 Howell St. Suite F, Duluth GA 30136  
404-623-0879 Fax 404-623-3054

## NEW VERSION 2.0 NEW VERSION 2.0 NEW

# Join The Pack!

**D**o you want to unleash your creative talent? If so, then get your paws on **Power Chords Pro™** for Windows. Our award winning MIDI composition program is the first to implement a fretboard for its main on-screen interface.


And with our drag-and-drop music parts you'll be creating MIDI music so fast you'll think it's a game. That's the beauty of **Power Chords Pro™**. Finally, a feature-packed composition program so easy to use you can literally create full compositions within minutes.

## Virtual Instruments

Create melodies and chords or record drum or bass parts. The fretboard can be a normal guitar, 12-string guitar, mandolin, banjo, or anything you want. Even combinations!

## Effortless Effects

Generate complex MIDI Power Effects with one click of the mouse! Each effect is widely adjustable and can be applied to rhythm, melody, bass or drum parts.



## Unbelievable Compatibility

Audition and import chunks of music from **Power Chords™** or MIDI files. **Power Chords Pro™** even merges separate percussion tracks into one usable part, ready to be played anywhere.

## Powerfully Easy

**Power Chords Pro™** keeps music parts intact and treats them as individual objects. This makes it easy to edit, move, and copy the different parts with just a click of the mouse. Powerful, yet simple - That's **Power Chords Pro™** for Windows.

If you want tracks that howl with creativity, join the pack of musicians using **Power Chords Pro™** for Windows. Call or write the Doghouse today for more information, or a FREE demo disk and Super Power Paw Pick Pack.

CALL US for more information or the name of your nearest dealer. Dealer inquiries welcome. Howler-ware T's: Only \$10



HOWLING DOG SYSTEMS

HOWLING DOG SYSTEMS □ Kanata North P.O. Box 72071 □ Kanata, ON, Canada K2K 2P4 □ Tel: (613) 599-7927 Fax: (613) 599-7926  
CompuServe: 71333,2166 or GO HOWLING □ Internet: 71333.2166@compuserve.com

## ● STUDIO SYSTEM A

using a single subwoofer.

The ELF cutoff section resembles the highpass cutoff section, but with different frequency settings. The five switches set the ELF cutoff from 8 Hz to 70 Hz in 2 Hz increments. Normally, you want to leave the unit set to its nominal value of 8 Hz, which, according to Bag End, yields the best overall system phase response. However, in some nonstudio applications (bass guitar or P.A. systems, for example) you may want to raise the LF cutoff frequency to eliminate string or mic-handling noise.

Similar to the CVR circuit, the ELF Concealment section contains six switches that are used to set a thresh-



**I was  
initially pretty  
skeptical about the  
validity of the  
EQ switch.**

old. Unlike a limiter, which would simply (and, no doubt, audibly) attenuate all low frequencies upon detecting an overload, Concealment works by dynamically adjusting the ELF cutoff point. Thus, if there is insufficient headroom to reproduce a very low frequency signal, the Concealment circuit raises the ELF cutoff point until the low frequency can be reproduced to the fullest level possible without distortion. This approach leaves other, higher frequencies relatively untouched.

During the course of testing, the red Concealment LEDs on the front panel flashed briefly during some extremely dynamic percussive passages, but the Concealment was quite inaudible. The circuit's effect only became apparent when playing very low synth sounds very loudly, and then only as a slight lowering of LF gain. This is a musical, effective solution.

## GET WITH THE SYSTEM

After spending most of a day breathing solder fumes and building cables, I was ready to get down to some serious listening. The MM-8s are designed to

# WEST L.A. MUSIC GUARANTEED LOWEST PRICES!

EVERY MAJOR BRAND

DIGITAL TAPE RECORDERS & WORKSTATIONS  
CD RECORDERS • HARD DISC RECORDERS • MIXING CONSOLES  
MICROPHONES • SPEAKERS • MACINTOSH COMPUTERS  
SOFTWARE • KEYBOARDS • GUITARS • DRUMS

**WE'LL BEAT ANY DEAL! CALL NOW!**



GARY HOY  
WITH SANDY SOBEL - WEST L.A. MUSIC




TRIOK GURTU  
WITH GLENN NOYES - DRUM DEPT. MGR.



JOHN PATITUCCI  
WITH DEREK SNYDER - GUITAR DEPT.

**"WHERE THE PROS SHOP"**

Call or Fax your order. We Ship Everywhere.



**"Where The Pros Shop"**  
**WEST L.A. MUSIC**  
11345 Santa Monica Blvd. West Los Angeles  
Two blocks West of the San Diego (405) Freeway  
(310) 477-1945 Fax: (310) 477-2476

**ALL MAJOR  
CREDIT CARDS,  
FINANCING,  
AND LEASING.**



handle up to 100W/side (continuous), while the subwoofers handle up to 400W/side (continuous). Wanting to use amplification commensurate with the quality of this system, I was fortunate to be able to borrow several amplifiers I had recently reviewed for *Home Theater Technology* magazine. I ended up with three powerful and extremely fine amps from Bryston of Canada: A 2-channel, 250-watt 4B-THX (\$2,245) drove the MM-8s, while a pair of 500-watt 7B-THX monoblocks (\$2,345 each) served the subwoofers.

The system was set up in my studio with the MM-8s on a riser over my master keyboard and mixer. The drivers were at ear level, as they should be. I placed both of the D10E-S subwoofers on the floor, one to the right of my mixing desk, under a table, and the other to the left, near a wall.

As you might expect, the sound was awesome, with bass seeming to extend down into the abyss. After listening to a few tracks, it became apparent that the bass was a little *too* awesome; instead of seeming to emanate from the satellites, as it should, the low frequencies could clearly be localized as coming from speakers on the floor. Reducing the gain of the ELF section by a few dB took care of this, and the system snapped into focus.

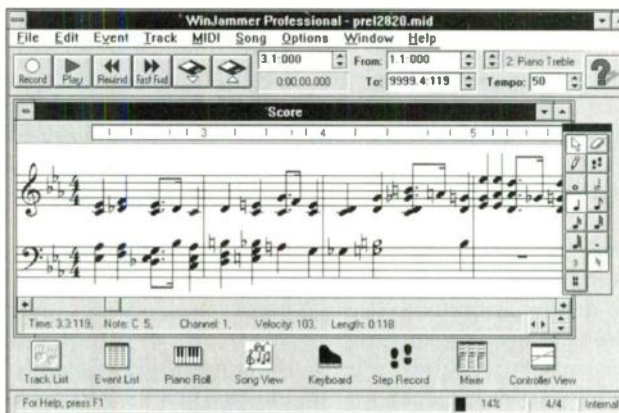
The subwoofers revealed a whole new world of heretofore inaudible sounds. Bass drum hits that had been little more than dull beater thuds were now accompanied by the full body of the drum. Bass guitars suddenly had depth and impact. Male voices were deep and rich, without the boxy coloration so common in small speakers. Room ambience in live recordings was also dramatically evident.

I've heard dozens of subwoofer systems in the last few years, and this is easily the most coherent and musical. You quickly forget about the subs themselves; your near-field monitors just seem to extend all the way down. As a trombonist and bassoonist, I know that low-frequency sounds should have clearly defined pitch. Many of the consumer subwoofers I've reviewed can produce a greater *quantity* of bass than this system, but it's a dull roar by comparison, without much articulation or pitch.

Freed of low-bass duties and supplemented by the subs, the MM-8's excellent imaging was enhanced even

# WinJammer Professional

The friendliest, most powerful MIDI Sequencer available for Windows!



*WinJammer Professional is a high powered MIDI sequencer for Windows. No other Windows sequencer has a more complete set of features. Feedback from users is clear—nothing available today is easier to use! Whether you're a professional musician or a beginner, you'll find WinJammer Professional makes it simple to record, enter and edit music. All this for only \$199.95!*

**WinJammer Software Ltd., 69 Rancliffe Road, Oakville, ON L6H 1B1  
Ph: 905 842-3708 • Fax: 905 842-2732 • CompuServe: GO WINJAMMER**

**Voice Crystal**

**David J. Frangioni**  
Aerosmith, Elton John, Paula Abdul, Billy Joel, Debby Gibson  
"Voice Crystal sounds are exceptionally programmed, very useful and versatile. They provide me with a wealth of great sounds".  
*David J. Frangioni*

**Greg Wells**  
K.D. Lang band  
"Voice Crystal sounds help me customize my setup without spending countless hours on every synth. Very creative and useable sounds."  
*Greg Wells*

**Professional Sounds Programmed and used by Professional Musicians**

**Voice Crystal sounds are available for these synthesizers.**

<p><b>ROLAND</b> JV-80/880, JD-800, JD-990, JV-1000, D-70, D-50/550, D-20, D-10/110, D-5, GR-50 and 256K BlankRAM Cards.</p>	<p><b>KORG</b> X-3 and i-Series, O1/W/FD/Pro/ProX, O3R/W, T-Series, M-1, M1-R, M-3R, 256K and 512K Blank RAM Cards.</p>	<p><b>ENSONIQ</b> ASR-10, EPS16, TS-10, TS-12, KS-32, all SQ-Series, VFX/VFX-SD, SD-1, SQ-80, 32K Blank RAM Cards and EEPROM Cartridges.</p>
<p><b>YAMAHA</b> SY-85, SY-77 and 64K Blank RAM Cards.</p>	<p><b>WALDORF</b> Microwave and 256K Blank RAM Cards.</p>	<p><b>KURZWEIL</b> K-2000, K-2000R, K-2000S.</p>

**PRODUCTIONS, INC.**  
MUSIC PRODUCTS DIVISION

930 Jungfrau Court • Milpitas, CA 95035  
BUS: (408) 945-0139 FAX: (408) 945-5712

**Watch for new products and endorsements!**

## ● STUDIO SYSTEM A

further. Instruments remain solidly defined and stably placed, even in the most complex mixes. Of course, the ELF system can be used with any monitors you own. I experimented with a pair of Tannoy NFM-8s, and although the Tannoys are no match for the MM-8s in terms of high-end detail and dynamic punch, they benefited greatly from the having the low frequencies filtered and directed to the subs.

### IN THE BAG

The Bag End Studio A is a versatile, professional-quality system. At nearly \$4,906 without amps, it is obviously not for everyone. Fortunately, a less expensive Studio B package is also available for \$2,996. It includes a pair of MM-8 near-field monitors and a single D10E-S subwoofer, and it substitutes an ELF-M integrator for the more expensive ELF-1. The ELF-M (\$798) doesn't go quite as low (18 Hz vs 8 Hz), has a mono subwoofer output, and is less configurable. (The ELF and highpass cutoff frequencies are preset, for example.) In smaller studios such as mine, the single sub would be plenty.

If you really want to hear The Whole Truth and nothing but The Truth, a pair of small near-field monitors by themselves aren't going to give it to you. Bass is the rhythmic and harmonic foundation of nearly all music, and small speakers just can't go low enough to do it right. If you think it doesn't make any difference, that consumer systems can't reproduce low bass either, you haven't experienced a modern car audio or home-theater system.

Think about it. Your synths and samplers can produce sounds well below 80 Hz; so can drums, bass, and many other instruments. Many objectionable noises, such as mic-handling and air-conditioning rumble, also lie at very low frequencies. Can you afford *not* to hear what's going down to tape or disc at the two lowest musical octaves?

*When the neighbors complain, EM Associate Editor Lawrence E. Ullman assures them that those loud noises in the middle of the night must have been from an earthquake or, perhaps, the space shuttle passing overhead.*

## EMAGIC SoundDiver 1.5 (Mac)

By Peter Freeman

**This universal editor/librarian plumbs the depths of your gear.**

With the vast array of MIDI synthesizers, drum machines, effects processors, and other devices on the market these days, there is an ever-increasing need for high-quality editor/librarian software to archive, organize, and edit the myriad program files they create. After gaining a considerable following with their powerful *Logic Audio* sequencer, the folks at EMAGIC have turned their attention to creating an editor/librarian that incorporates their particular approach to software design. The result is called *SoundDiver*.

*SoundDiver* is a "universal" editor librarian, meaning it can address just

**QUIK-LOK™ ... "WORLD'S LARGEST MANUFACTURER OF MUSICAL INSTRUMENT STANDS"**

**\*WS-500  
Modular  
WORKSTATION**

**QUIK LOK® ...  
The Shape of  
Things to Come.**

**QUIK LOK® has a stand  
for any application.**

**Send \$2.00 for  
Quik Lok  
Professional  
Product  
Catalog**

**MUSIC  
INDUSTRIES CORP.**

99 Tulip Avenue • Floral Park, NY 11001  
(516) 352-4110 • FAX: (516) 352-0754





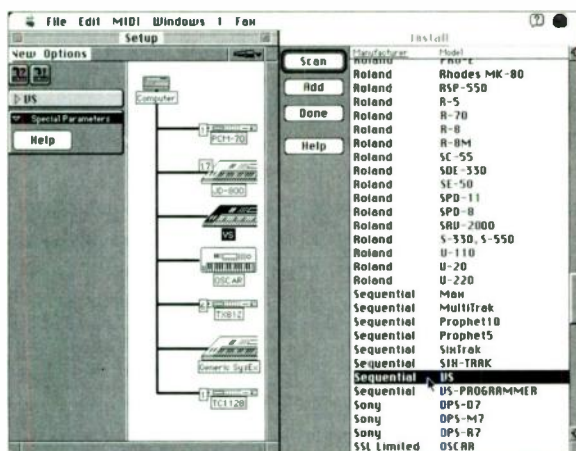


FIG. 1: The Setup and Install windows let you configure the program for your system, much of which is automatic.

about any device. It includes specific support for a long list of MIDI devices and provides users with the ability to create their own custom editor/librarians for devices that are not currently supported by EMAGIC.

The program is also designed to work with *Logic Audio*, thanks to an AutoLink function. This proprietary communications link between *Logic Audio* and *SoundDiver* is available only if they are running simultaneously on the same machine.

## SETUP

*SoundDiver's* user interface consists of four basic windows: Setup, Memory Manager, Library, and Editor. The Setup window is a graphic representation of your MIDI setup, with icons for your Mac and each MIDI device (see Fig. 1). Similar to Opcode's *OMS Studio Setup*, this window must be configured the first time you run *SoundDiver*. The process is aided by the program's ability to intelligently scan the MIDI bus for any or all devices, automatically recognize them, and retrieve their current program data, if desired.

*SoundDiver* supports Apple's *MIDI Manager* System extension, although it can run without it, and support for *OMS* is planned. In terms of hardware, *SoundDiver* supports Mark of the Unicorn's *MIDI Time* device and *MIDI Time*

Piece II and Opcode's *Studio 4* and *Studio 5* interfaces.

I installed *SoundDiver* on two very different systems: my own setup, which includes mostly older instruments (some of which have primitive MIDI implementations), and a friend's MIDI system, which consists entirely of modern synths and effects processors. I specified most of my instruments "manually" in the Setup window (the Scan feature wouldn't recognize the majority of my stuff), but this was not any trouble. At my friend's studio, it was even easier. *SoundDiver* recognized his entire MIDI setup automatically and got all relevant programs from the respective devices in under three minutes. It was effortless.

*SoundDiver* is copy-protected using the familiar "installation" scheme. Two authorized installations are provided on the master disk.

## MEMORY MANAGER

The Memory Manager window displays the contents of a device's internal memory (see Fig. 2). Once *SoundDiver* has received program data from a device, it opens a Memory Manager window displaying the various data types (if applicable) and names of all programs in the device's memory, including any RAM and ROM data. This window lets you copy, exchange, delete,

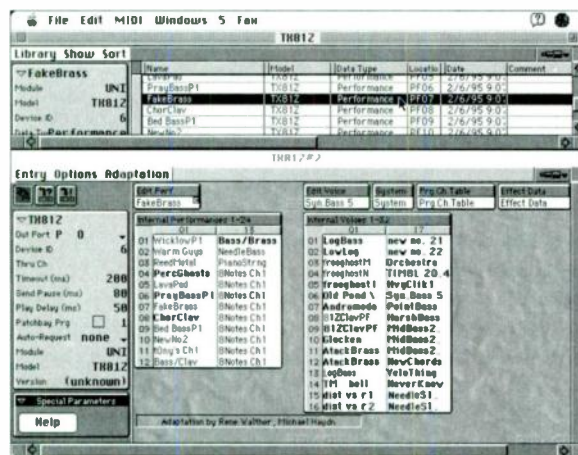


FIG. 2: A Library window (above) can include patches from various devices, while a Memory Manager window (below) reveals the contents of a particular device.

# Great New TOOLS OF THE TRADE

**AudioBase \$69**

The complete audio file organizer. WAV, MID & RMI. Auto scans hard drive & catalogs important data from your audio files. Includes: advance search, multi-file playback, file management & reporting.

**Tabestry \$59**

Entry level guitar tab program. Tools for hammerons, pull-offs, slides, ghost notes, bends, taps, slaps, vibrato, etc. Import/Export ASCII tab. MIDI export. Playback thru MIDI or WAV. Quality printing.

**MIDI CoolTools \$89**

Visual Basic VBX custom controls for developing Windows MIDI applications. Includes controls for MIDI in/out, MIDI File, Sliders, Knobs, & VU meters. One millisecond accurate timing, SysEx support. Sample code. Programs developed with MIDI CoolTools can be distributed royalty free.

**The So VBX Sound Factory \$89**

VBX custom control generator for WAV files. Automatically includes up to 64 wave files into custom VBX control. VBX with your own version stamp, copyright, icons, about box & LIC file. Make VBX's to sell!

**MIDI Music Utilities \$69**

Coming Soon! Includes: MusicCalc, MIDI Hack, MIDI Tech Guide (online), MIDI Tuning Wrench, SysEx Dumper, MIDI File Informer, Chord Computer, MIDI Thruway, MIDI Tester. Order Today!

**Artic SOFTWARE**

**ORDER: 800-892-0677**

P.O. BOX 28, WATERFORD, WI 53185-0028  
414-534-4309  
FAX 414-534-7809  
(email address) 74777.2745@compuserve.com



## ● SOUND DIVER

rename, and perform other operations on the programs in a device. As with all *SoundDiver's* windows, any number of Memory Manager windows can be opened for any number of devices simultaneously.

The Library window also displays a lot of useful information about each program, such as its location in the instrument's memory, its data type (e.g., Voice or Performance data), the model of the instrument it belongs to, the date it was copied into the Library, and which other programs use it (see Fig. 2). This last feature is extremely useful; for example, it lets you know at a glance if a particular Voice in a TX81Z is used by a specific Performance. Furthermore, *SoundDiver's* Entry Link Management automatically keeps track of this and alerts you if you are about to delete a program that is used by other constructs.

One of the coolest aspects of the Library window (and of *SoundDiver* in general) is that it lets you mix as many different types of programs as you want in the same Library. This means you only need one Library window for an

entire project's worth of program data. To my knowledge, *SoundDiver* is the only editor/librarian that currently offers this capability.

You can divide the Library window into Zones, which are user-defined groups of programs within the window that are separated by titles. This makes it easy to locate a particular instrument's programs in a Library window that includes mixed data types. There is also a nice Find function to help you quickly locate a specific entry, either by name, data type, model of device, or other criteria.

### EDITORS

Double-clicking on a program name in the Library window opens the Editor window for that program's device, if an Editor for the device exists. The Ed-

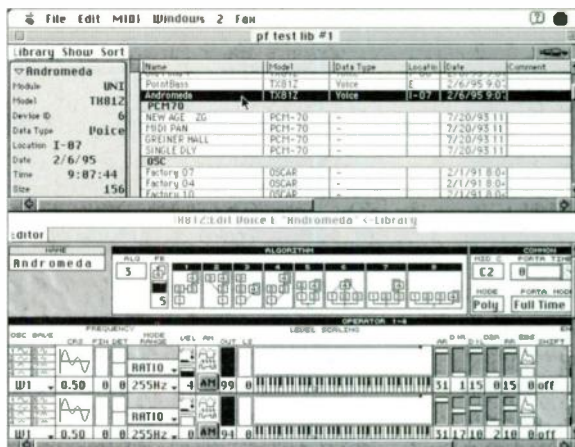


FIG. 3: The lower Editor window is linked to the upper Library window, so changes made in one are reflected in the other automatically.

itor displays the program's parameter settings upon opening (see Fig. 3). This brings me to another extremely cool feature: window linking. *Logic* and *Logic Audio* users will recognize this term from those programs, but for the uninitiated, window linking is the ability to link a specific window to another one, so that changes made in one are auto-

Ace Music's 40 years of experience says a satisfied customer is the bottom line! If you're not one of our customers now, give us a call...  
**You'll want to be!**



We **REALLY** are a full-line music store- We understand your time is money, so we let you ask the questions.  
Try us...  
**Call us today!**

As professionals, we offer you concise information, a great price, and a new unit in a factory sealed box.  
**30-Day return policy!**

**Ace Music Center**  
13630 West Dixie Hwy.  
North Miami, FL 33161

**(305) 892-2733**

**Fax: (305) 893-7934**  
Mon.-Fri. 10:00-5:00 EST  
All major credit cards accepted



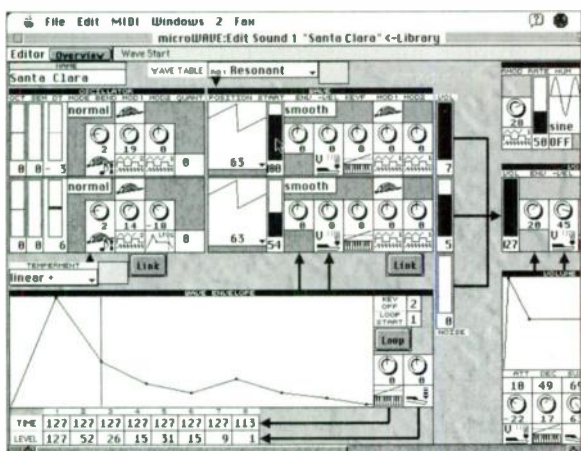


FIG. 4: Parameters in the Editor windows, such as this one for the Waldorf MicroWave, are logically organized.

matically reflected in the other. In *SoundDiver*, you only need one Library window and one Editor window open at any given time; as you select different programs in the Library window, the Editor window displays the correct type of Editor and the parameter values of the selected program.

Working with *SoundDiver*'s various editors is generally an intuitive process. Related parameters are intelligently grouped into different areas of the Editor window (see Fig. 4), and there's a useful Overview button (present in Modules only, not Adaptations; more in a moment) that displays a more general view of a program's parameters. The sliders and buttons in the Editors work smoothly, much like Environment objects in *Logic*.

Another *Logic Audio* feature found in *SoundDiver* is the ability to create and save up to 90 Screensets, which are user-defined configurations of windows on the screen. This allows you to customize the way the program's various windows are laid out on the screen so things are exactly where you want them. You can recall these setups instantly with the Macintosh numeric keypad. In addition, you can link Screensets in *Logic* and *SoundDiver*; calling up a Screenset in one program automatically calls up the Screenset with the same number in the other program.

*SoundDiver* lets you open as many windows as desired, including multiple windows of the same type. The only limitation is the amount of available memory. Once I had created a Screenset with a single Library window and a single Editor, I seldom ever had to

change Screensets, thanks to the window-linking capability.

## MODULES AND ADAPTATIONS

*SoundDiver* supports many different MIDI devices, from synthesizers and drum machines to effects processors and MIDI patch bays. However, some of this support is not provided by EMAGIC; many devices are supported with user-created add-ons called Adaptations. (EMAGIC-authored device profiles are called Modules.) All Modules and Adaptations are provided with the main program at no extra charge.

There are a few important differences between Modules and Adaptations. Modules can support different models of one type of device, even if there are minor differences between the models; different software versions exist, and new features are introduced; Adaptations cannot. In addition, Adaptations that don't include their own Editor do not support Link Management (i.e., automatically keeping track of Voices used by a Performance), and

## Product Summary

### PRODUCT:

*SoundDiver 1.5*

### PRICE:

\$249

### SYSTEM REQUIREMENTS:

Macintosh II or better;  
System 6.0.4 or later  
(System 7 recommended);  
5 MB RAM minimum  
(8 MB with System 7)

### MANUFACTURER:

EMAGIC  
PO Box 771  
Nevada City, CA 95959  
tel. (916) 477-1051  
fax (916) 477-1052  
24-hour info  
(916) 477-1053

CIRCLE #439 ON READER SERVICE CARD

EM METERS	RATING PRODUCTS FROM 1 TO 5			
FEATURES	●	●	●	●
EASE OF USE	●	●	●	●
DOCUMENTATION	●	●	●	●
VALUE	●	●	●	●

All Manufacturing  
In Our Plant!

**EUROPADISK LTD.**

## Compact Discs

Deal Direct with the Plant! -  
Bulk Prices as low as **75¢**

## Cassettes

Finest European Equipment!

## Vinyl Records

Direct Metal Mastering - HOT!

## Graphics

Custom Layout & Printing  
Included In Our Packages!

## Mastering Studios - DMM®

Neve DTC with Sonic  
Solutions PMCD

## Package SPECIALS

"With This  
Ad Only"

### 500 - Promo CD's - \$995

(1,000 CD's - \$1,550)

Delivery in 15 Business Days!

Promotional Package includes:  
CD-R Reference, One Color CD Label  
with Layout, Typesetting & Film  
(to 63 Min.)

### 500 - Color CD's - \$1,995

(1,000 CD's - \$2,265)

Retail-Ready: FULL COLOR Front  
& Tray Card, free CD-R Reference,  
2-Color CD Label, Graphics Layout  
& Film, Jewel Case & Shrink-Wrap  
(to 63 Min.)

### 500 - Cassettes - \$715

(1,000 Cassettes - \$1,025)

Retail-Ready: FULL COLOR J-Card,  
Test Cassette, Graphics Layout,  
Typesetting & Film, Cassette Label,  
Norelco Box & Shrink-Wrap (to 50 Min.)

Call For Our Complete Catalog

**EUROPADISK LTD.**

75 Varick Street, New York, NY 10013  
☎ (212) 226-4401 FAX (212) 966-0456

**(800) 455-8555**



129 W. Eagle Rd.

Havertown, Pa. 19083

800-321-6434

Voice: 610-658-2323 Fax: 610-896-4414

Internet: leighs@ix.netcom.com

CompuServe: 75213,3615



We are experts in low cost hard disk recording!  
Call for our prices on the following IBM  
Windows based products.

**Digital Audio CardD+**  
**Digital Only Card (SP/DIF)**

**SAW** 16 track recorder  
Multi card output

4 stereo tracks  
8 mono playback  
Utility rack #1 included!

**SAW**  
Software Audio Workshop

**Musicator Win** **Digital Audio**

32 tracks-32 staves-SMPTE Sync-Print notation!!  
Sync midi and digital audio in 1 program!

**Cakewalk - All Versions**

**Music Quest** **Sound Forge 3.0**



**BAND-IN-A-BOX** **Jammer**

**MUSITEK** **Midi Scan 2.0**

**Dr.T's** **QuickScore**  
Professional

**Discount prices every day!!**



We Stock the following:  
(IBM-MAC)

Turtle Beach Tahiti-Monterey-Quad Studio-  
Finale-Finale Allegro-Roland SCD-10-SCD-15-  
Rap-10-SCC-1-Midi Quest-Solo Quest-Voyetra-  
Midi Man-Music Time-Encore-Passport-Note-1-  
Note-1 +-MQx32m-8 Port SE-2 Port SE-  
Pc Midi Card-MQX32M-Notator Logic-  
Music Printer+-Drumtrax-1000 Way Cool  
Patterns-Drummer-Songwright-Power Chords-  
Cubase-Fast Eddie-Editor +- Samplitude-  
Power Tracks- Jazz Guitarist-Jazz Pianist-  
Wave for Windows- Samplevision-  
Performer-Vision-Deck-Metro-Unisyn-  
Overture-Midi Express-Midi Time Piece II-  
Opcode Studio 4-Midi Translator II-Altech  
midi interfaces-Alchemy- Dozens of others!

**Call for FREE Midi/Multimedia catalog!**



We ship worldwide!!  
Fax # 610-896-4414

## ● SOUNDDIVER

they do not automatically recognize RAM/ROM cards or expansion boards during the Scan process.

Modules can convert files from related devices (e.g., Yamaha DX7 to SY99), while Adaptations have more limited capabilities in this process. Finally, Modules can support any kind of SysEx communications, while Adaptations have certain limits regarding handshaking, MIDI Sample Dump Standard, and exotic name and checksum formats. The specifics of these limitations are covered in the *SoundDiver* programming manual, which describes the process of creating an Adaptation in detail.

In spite of these limitations, most Adaptations I tried worked just fine. However, a few of them offer only a Librarian, not an Editor. (The PCM-70 Adaptation is a case in point.) If your setup consists mostly of popular, modern devices made within the last five to eight years, *SoundDiver* probably has Modules for your gear.

*SoundDiver's* AutoSurf function immediately sends any parameter changes made in an Editor window to the device, letting you hear the results of your tweaking. A minisequencer window lets you record and play short "test" sequences while auditioning programs. If *Logic* or *Logic Audio* is running in the background, and its AutoLink function is enabled, the minisequencer's transport controls run *Logic*, so a song can play in the background while programs are auditioned.

## OTHER FEATURES

The capabilities of the AutoLink feature are twofold. The Name Provider transfers the names of the programs currently in your devices to *Logic*, so they appear in *Logic's* Instrument Flip-menu and Event Editor when Program Changes are inserted into a sequence. The MIDI Processing section of AutoLink sends all edits made in *SoundDiver* directly into *Logic* sequences on the current track.

AutoLink is similar in principle to the Publish/Subscribe feature of Opcode's *Galaxy* and *Vision*, but it goes further with the real-time edit-recording capability. Of course, AutoLink only benefits users of *Logic* or *Logic Audio*, but the same could be said of the link between *Galaxy* and *Vision* or between MOTU's *Performer* and *Unisyn*.

*SoundDiver* has a built-in, context-sen-

sitive, online help feature that displays informative text relevant to whatever is displayed in the currently active window. This acts as an online manual for the program's Modules and Adaptations. However, I rarely needed it.

I was surprised that *SoundDiver* does not use color. The ability to colorize specific controls or parameter types in the Editor, as well as Zones in the Library window, would be invaluable. According to EMAGIC, this is planned for an upcoming version of the program.

*SoundDiver* comes with two manuals: one for *SoundSurfer* (the librarian-only predecessor to *Diver* that is available separately for \$149) and the *SoundDiver*



**One cool aspect is  
that you can mix  
different types of  
programs in the  
same Library.**

*er* manual itself. Both are attractively organized, and they do a good job of explaining the program's functions. Both include tutorial sections that guide you smoothly through the main functions of the program. I had no trouble learning *SoundDiver* with the documentation. Of course, I had to retrain myself from the methodology of my previous editor/librarian program. Having experience with *Logic Audio*, however, I was already familiar with the concepts of window linking and Screensets, which helped a bit.

## CUSTOM APPLICATIONS

EMAGIC also provides a programming manual for those interested in creating their own Adaptations for unsupported devices. This comes in the form of a 166-page Macintosh text-viewer application, which explains the basics of SysEx messages and gives specific examples of the quirks of various devices' MIDI implementations. Tutorial examples are used to teach the process of creating an Adaptation from scratch.

After perusing this manual, I came to a few conclusions. Although *SoundDiver* makes it much easier to create Adaptations than, say, creating editor/



librarians in *Galaxy's PatchTalk* programming language, making your own Adaptations is not a casual affair. It requires concentrated effort and a solid understanding of the structure of SysEx messages to make a really in-depth editor in *SoundDiver*.

Second, I wish there were no functional differences between Modules and Adaptations. If you're going to sit down and create your own Adaptation, it should function identically to a Module when it's finished. Of course, this is not entirely realistic, as certain functions simply require lower-level programming in C, but it would be nice if there was a way of circumventing this.

## CONCLUSIONS

After using *SoundDiver* extensively with *Logic Audio* and by itself, I am quite impressed with its capabilities. In particular, I like Screensets, window linking, and the ability to mix program types within a single Library. In addition, since *Logic Audio* is my main sequencer, *SoundDiver's* AutoLink capabilities are an obvious plus. Would *SoundDiver* benefit non-*Logic* users? Absolutely; its design and functionality make it a good choice for any moderate to enormous MIDI setup.

I found *SoundDiver* generally stable, although it did crash once or twice during the review period. These crashes were nothing fatal, but they were irritating nonetheless.

Both *SoundDiver* and *SoundSurfer* are updated on an ongoing basis. In addition, new Modules and Adaptations for devices such as the E-mu UltraProteus and Morpheus, Roland JV-1080, Korg X3, and Kurzweil K2500 are under development. *SoundDiver* is also available for the Atari ST/TT/Falcon computers, and a Windows versions should be ready by mid-1995. Users can download new versions free of charge from EMAGIC's BBS in Germany (49 81 214 9912) and receive answers to their questions.

I enjoyed using *SoundDiver* thanks to its overall design and convenience. It's well worth a look for anyone in need of a serious multidevice editor/librarian.

**Peter Freeman** is a freelance bassist/synthesist and composer living in New York City. He has worked with such artists as John Cale, Jon Hassell, Chris Spedding, L. Shankar, Sussan Deyhim, and Richard Horowitz.

## Eye & I Steve Reid Percussion Sampler

By Al Eaton

**This sample CD offers an hour of primal percussion joy.**

**Y**ou are sitting in a jungle pond listening to the sound of "Crickets" far in the distance when you are suddenly attacked by a giant "Water Gong" that gobbles you up and pulls you under, at which point you are greeted by the sound of huge, electronic-sounding "Monkeys" as they beat you over the head with sheets of "Metal" and "Snake Skin Drums." You wake up to find that you are not in "Strawberry Fields" forever; you are listening to Eye & I Productions' *Steve Reid: The Definitive Percussion Sampler, Vol. 1*. This is not your grandfather's percussion sample CD.

The creator of this wonderful package is percussionist extraordinaire Steve Reid. His list of credits reads like a list of Who's Who in the music business, including work with such greats as En Vogue, Miles Davis, Supertramp, and The Rippingtons, as well as winning the 1993 *JAZZIZ* readers' poll for "Best Percussionist of the Year." This guy really knows his stuff, and it shows.

### YOU CAN'T BEAT THIS

Although many of the disc's sounds are easily identifiable, it is difficult to ascertain which instruments generated some of them. Some of the CD's sounds are so far out that it would be easy to think that they came from a synthesizer source, but they didn't.

With close to an hour (78 tracks) of sounds included here, it would be a difficult task to list the number and all of the types of sounds contained on this sample CD. For example, the shaker section alone includes 27 versions of African shakers, ten shekeres, seven cabasas and ganzas, and 21 shakers and caxalls (including maracas, an egg shaker, a vitamin shaker, and a "Wha-Wha" shaker), and that's just a fraction of the shaker category.

The liner notes state that each instrument used contains every sound,

# MIDI QUEST V5.0

Universal Editor/Librarian



## NEW Windows VERSION!

- ▼ 3-d Gray Scaling
- ▼ 2 MB context sensitive Help File
- ▼ Instrument groups
- ▼ Global patch editing
- ▼ Parent/Child multi-level Copy / Paste
- ▼ Right mouse button Speed Menus
- ▼ Morph and Gen4 Voice Creators
- ▼ Cakewalk v3 instrument list support
- ▼ Multi-level graphic instrument list
- ▼ Automated MidiX file conversion
- ▼ Drag & drop editing
- ▼ File "Linking" for DBases & Libraries
- ▼ SQ BBS with 28.8 kbps & ZModem

## THE LATEST

- ▼ Store, Organize and Create sounds with the latest technology
- ▼ Now supporting 200 instruments including

**Korg:** X-5, X-3, 05R/W  
**Emu:** Morpheus, UltraProteus, VintageKeys  
**Roland:** JV-1080  
**Yamaha:** SY85, TG500, TG100  
**Ensoniq:** TS-10, TS-12

- ▼ MIDI QUEST v5.0 for Windows: \$319
- ▼ MIDI QUEST: \$299 (PC DOS, MAC, AMIGA, ATARI)
- ▼ MIDI QUEST Jr Universal Librarian: \$119
- ▼ SOLO QUEST Individual Editor/Libs: \$129


## INSTRUMENTS!

Call/write for our complete list of Instruments

**Sound Quest Inc.**

131 W. 13th Ave. Ste. 2 Vancouver V5Y 1V8 Canada  
 Phone: (800) 667-3998(US) / (604) 874-9499  
 Fax & BBS: (604) 874-8971

MS Windows 3.1 MAC AMIGA ATARI ST PC DOS



**Echo Park Music & Sound**  
P.O. Box 486  
Park Ridge, N.J. 07656  
Tel: (201) 930-9660  
Fax: (201) 930-9678  
CompuServe 76512,227

**Authorized Dealer For Most  
Major Brands  
New and Used Equipment  
Analog Sales & Support  
Expert Repair Service  
Call For Our Free Catalog**

*professional*  
**Audio Supplies**  
*immediate shipment*



*ask for our free PolyQuick catalog*

Chicago  
(708) 390-7744 Fax: 390-9886  
Los Angeles  
(818) 969-8555 Fax: 969-2267

**PolyQuick**

1243 Rand Road, Des Plaines IL 60016  
16018-C Adelante Str, Irwindale CA 91702

● **STEVE REID SAMPLES**



Eye & I Productions' *Steve Reid: The Definitive Percussion Sampler, Vol. 1* offers hundreds of sampled percussion sounds from a wide variety of continents and cultures.

attack, tone, and nuance available when playing that instrument live. From the sheer number of sounds on the CD, I'm inclined to believe it. All types of instruments seem to be included here, including things that are stroked, hit, banged, dropped, kicked, blown, sucked, punched, and shaken. The CD also includes many standard percussion sounds, such as cymbal crashes, tambourines, cowbells, and a few different types of snares, but this collection really shines in its use of lesser-known instruments.

These instrument sounds are gathered from a number of different continents

and cultures, including African, Brazilian, Indian, Peruvian, and Mexican instruments, as well as do-it-yourself types of sounds. Some of the sounds from the DIY category are under the headings of "Trashy Metallic Sounds," "Sheet Metal Effects," "Washboards & Ratchet," and "Metallic Effects in Water."

Some of the more elaborate sounds are recorded in stereo, but as most of the sounds are single hits on single instruments, the majority of the samples are recorded in mono. All samples are recorded cleanly, with no trace of hiss as the samples fade out. Used solo, I found some of the samples could have had a longer, more natural decay, but when used within the context of other instruments, this lack of decay was not a problem.

Of course, if creating rhythm tracks of a world-beat nature is your thing, this disc might be all the ammunition you need for some time to come. I would have liked to hear some rhythmic examples of how some of these sounds are used in their native form, but with some creativity on the user's part, those examples are not a must. Including such examples might have cut into the time needed on the disc for samples, but considering that the total running time for this CD is 54:48, I think there would have been enough room for a few sampled loop ideas. Standard MIDI Files would have been a big plus, too.

Just about the only negative thing I can say about this sampler is that because there is so much information packed in, it is hard to decide which instruments to use. On the plus side, the audio CD's documentation gives some idea of how the samples should be used (e.g., Orchestra Cymbals, Bright Cymbal, Hard Rock Cymbal, etc.) and, in most cases, more detail of what the sample sounds like (e.g., "Low Airy Bird Up, Down, Up Call"). Fortunately, a CD-ROM version is available (\$189.95) for the Akai S1000/S2800, Roland S-770, and SampleCell formats.

**Product Summary**

**PRODUCT:**

*Steve Reid: The Definitive Percussion Sampler, Vol. 1*

**PRICE:**

Audio CD: \$89.95

CD-ROM: \$189.95

**MANUFACTURER:**

Eye & I Productions  
930 Jungfrau Ct.  
Milpitas, CA 95035  
tel. (408) 945-0139  
fax (408) 945-5712

CIRCLE #440 ON READER SERVICE CARD

EM METERS	RATING PRODUCTS FROM 1 TO 5			
FEATURES	●	●	●	●
EASE OF USE	●	●	●	●
AUDIO QUALITY	●	●	●	●
VALUE	●	●	●	●



## THE SPICE OF LIFE

If your tracks need a little percussion to spice them up, *Steve Reid: The Definitive Percussion Sampler, Volume 1* is a good place to start. It's a nice change from the standard cowbell or cabasa, and these sounds add a new, world appeal to an everyday, ho-hum rhythm track. By replacing some of the traditional instruments in my sequences with some of these more exotic instruments, I gave new life to my tracks.

If you have been thinking about using sampled percussion, I recommend that you rush out to find this one. This is a first class job. Oh, and by the way, it's license free.

*Al Eaton is a producer, engineer, and musician in the San Francisco Bay Area and is the owner of One Little Indian Music Productions.*

## MediaTech Rhythm Brainz Plus

By Allan Metts

### An E-Z way to build rhythm patternz and songz on your Windows PC.

**T**hose who have been playing with MIDI toys over the years will remember an orange-and-white drum machine from Roland called the TR-707. This instrument only made fifteen different sounds and was pretty limited. Nevertheless, I spent many, many happy hours with a TR-707 in my lap, tapping on its non-Velocity-sensitive pads and staring at its LCD grid until the wee hours of the morning.

There must have been many TR-tappers out there, because the ghost of the Roland TR-707 (and machines like it) lives on. Apparently, the electronic musicians of the world like programming drum patterns in a grid with time across the top and instruments down the side. And when they've built their patterns, they want to link them together to make a song.

MediaTech Innovations' *Rhythm Brainz Plus* lets you use your Windows PC like a pattern-based drum machine. Of course, *Rhythm Brainz Plus* has much

Introducing a whole new way to buy, sell and trade gear...

# Caruso Music online

<http://caruso.net>  
[sales@caruso.net](mailto:sales@caruso.net)  
[info@caruso.net](mailto:info@caruso.net)

Caruso Music  
94 State Street New London CT 06320  
203-442-9600 phone  
203-442-0463 fax

## UPGRADE YOUR AUDIO

### MPX-4A FOUR CHANNEL MIC-PREAMP

TRANSFORMERLESS HYBRID DESIGN, CLASS A, AUTO-BIAS, PEAK INDICATOR, PHASE REVERSE, 48V INTERNAL PHANTOM, EIN: -129dBm, THD 0.0015%



### MPX-4D DIGITALLY CONTROLLED FOUR CHANNEL MIC-PREAMP

UNDER MS-DOS or WINDOWS 3.1 SOFTWARE ON MIDI or PA 422 INTERFACE



### EQ4X-M1 FOUR BAND PARAMETRIC EQUALIZER AND ONE CHANNEL MIC LINE PREAMP

ADJUSTABLE BANDWIDTH 1/10th TO 2.5 OCTAVE. STATE VARIABLE TOPOLOGY



\* XLR Balanced Input & Output. \* Each Unit 19" Rack 1U.  
\*\* OPTION: 130V Phantom Power Supply

## SYTEK A-SYS CORP.

2424 W. Irving Park Road  
CHICAGO, IL 60618

Phone 312-588-4477 Fax 312-588-1682

helping define  
your musical **N**  
direction  
**W**

**1-800-800-4654**

**THOROUGHbred**  
MUSIC INC.  
The World's Most Dynamic Music Store!

**WE SHIP WORLDWIDE**

IN FLORIDA DIAL (813) 885-9644 OR FAX (813) 881-1896. MAIL ALL CORRESPONDENCE TO PO BOX 8009, TAMPA, FL 33674-8009

GUITARS • BASSES  
AMPLIFIERS  
EFFECTS  
DRUMS  
PERCUSSION  
KEYBOARDS  
RECORDING  
PRO AUDIO  
LIGHTING  
ACCESSORIES

CALL NOW TO  
GET OUR CATALOG  
MAILING LIST

**S**

## ● RHYTHM BRAINZ

more advanced features than the TR-707. You can build patterns with many different sounds and intelligently use all the synthesizers and sound modules in your studio. Then you can build these patterns into songs using its friendly interface.

I installed *Rhythm Brainz Plus* onto my 80486/33 PC without much difficulty. However, the program had trouble finding a default drum kit when I first ran it. I had to enter path names manually into *Rhythm Brainz Plus'* .INI file in order to get started. (I tried out another copy of the program, and it installed fine.)

In its default configuration, the program supports a General MIDI sound module. I had a GM synth handy, so I decided not to mess with all the configuration options just yet. Instead, I loaded some of the demo patterns and songs to hear how they sounded. There are many demos to choose from in many different styles. Most of the songs are short, but they give you a pretty good feel for what the program can do.

## PITTER-PATTERN

*Rhythm Brainz Plus* gives you a capable pattern-editing window (see Fig. 1), with time represented as columns and sounds (or musical notes) represented as rows. You can specify up to 64 beats per measure and any number of divisions per beat (vertical columns represent the time divisions per beat), as long as the total number of columns doesn't exceed 64.

You set up rows by building Kits, which contain 128 Parts, one on each row. Each Part can transmit any MIDI note on any MIDI port and channel. Each pattern can use a different Kit, which gives the user a tremendous amount of flexibility. Each time I picked a pattern with a different Kit, I visualized 128 musicians grabbing their instruments to enter or leave the stage. (Some of us have overly vivid imaginations.)

You enter a note event by clicking the intersection of a Part and a column. You can enter sustained notes by dragging the mouse. A Loudness Bar lets you assign one of sixteen user-definable Velocities to the event by picking a color on the bar before inserting your event. (You can also change an existing event's "color" by control-clicking it.) You can select entire beats, Parts, and patterns for setting Velocity, cutting, copying, and pasting. You can

WOW! WAY OVER  
**1000**  
SUPER COOL  
**DRUM**  
**PATTERNS**  
For the awesome low price of  
**\$49<sup>95</sup>**

VERSIONS FOR	IBM PC Macintosh Atari ST
WORKS WITH	Cakewalk Cadenza Performer Vision Drummer Master Tracks Cubase Power Chords Pro Musicator Trax Notator EZ Vision Museshop and all other programs that read MIDI files.
DOZENS OF STYLES	Includes patterns from the simple to the sublime.
HIGHEST QUALITY CONSTRUCTION	Composed by a drummer with a Ph.D. in composition. Honest! No, really!
DEVELOPED BY	<b>COOL SHOES SOFTWARE</b> The leader in computer drumming software.
	P.O. Box 2359 Kernersville, NC 27285 Phone: 910-722-0830 Fax: 910-724-4412

**COOL  
SHOES  
SOFTWARE**






FIG. 1: *Rhythm Brainz*'s pattern-editing window is easy to use, with time across the top and sounds down the side. Loudness is indicated by event color.

transpose patterns or have *Rhythm Brainz Plus* randomly build a Part at a time. (You can't randomly build a whole pattern at once, though.) Everything is 100-percent quantized in *Rhythm Brainz*, so you'll be disappointed if you want to have the snare drum slightly on top of the beat.

*Rhythm Brainz Plus* has a real-time recording feature that, frankly, doesn't work. Attempting to record to a pattern resulted in MIDI slapback echoes (similar to what happens when you experience an infinite MIDI loop), screen-painting errors, and missing or incorrectly placed notes. MediaTech admitted that the recording feature isn't up to snuff and stated that *Rhythm Brainz Plus* is really intended for the MIDI novice (who presumably prefers step recording). I could find no mention of real-time recording in the current *Rhythm Brainz* advertisement, so it's fair to say that MediaTech isn't selling the product based on this capability. Still, I'm not sure why they would put this feature in *Rhythm Brainz* before it was fully operational.

## SET 'EM UP

As you create patterns, they are automatically placed in your current Pattern Set. Pattern Sets hold 100 patterns and serve as a holding place when you're building songs or saving patterns to disk. Because you can

only have one Pattern Set associated with a song, I created a new Pattern Set for each project I was working on.

However, sooner or later you're going to want to mix and match patterns between Pattern Sets. That's where the Librarian comes into play. In the Librarian, you can access any Pattern Set file, audition the patterns, and import them into your current Pattern Set. You have to stop and start play each time you want to audition a different pattern,

which is kind of a drag. Also, I wish *Rhythm Brainz* had auditioning features in its Pattern Sets. Opening a new Pattern window each time I wanted to hear something in a Pattern Set got a little tedious.

Once you've built up your inventory of patterns, it's time to link them to make that million-dollar hit song. Building a song in *Rhythm Brainz* couldn't be easier. You simply open the Pattern Set window and drag patterns to where you want them in an open Song window (see Fig. 2).

You can place Section markers between any two patterns in your song list, one at the start of a section and another at the end. These Section markers look and act just like repeat signs. You can nest these markers up to four levels deep and specify the number of times *Rhythm Brainz* should repeat each section.

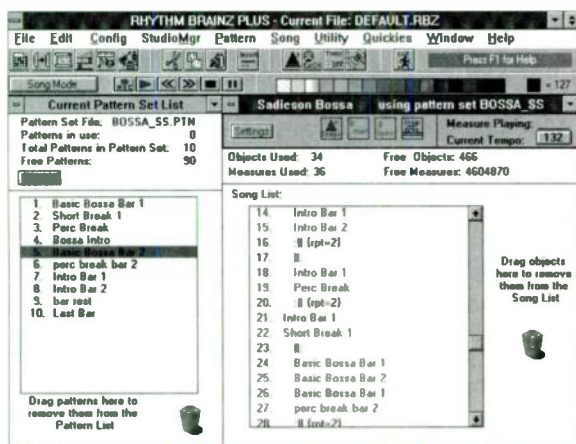


FIG. 2: Songs can be built by dragging patterns from the Pattern Set to the Song window.

## WE WROTE THE BOOK

CUSTOM  
CD'S & CASSETTES

MAJOR RELEASE QUALITY SINCE 1969

Hassle Free  
Money Back  
Guarantee

No Charge  
Reference  
CD's &  
Cassettes

At Your  
Service  
Priority  
Delivery



Call for our **FREE** 1995 Color Catalog  
Toll Free

**1-800-463-9493 24 hours**

**WORLD RECORDS GROUP**  
908 Niagara Falls Blvd.  
North Tonawanda, N.Y. 14120-0260  
Phone 1-800-463-9493 Fax 1-800-530-0216  
E Mail 75323,2172 @compuserve.com

RECORDING EQUIPMENT SYNTHESIZERS SPEAKERS  
GUITARS DRUMS P.A.'S AMPS

Our inventory is  
**HUGE**  
Our delivery is  
**FAST**  
Our prices are  
**LOW**  
Your satisfaction is  
**GUARANTEED**

CALL  
1-800  
800  
SOUND  
MUSIC

RECORDING EQUIPMENT SYNTHESIZERS SPEAKERS  
GUITARS DRUMS P.A.'S AMPS

## MERGE A LITTLE, MERGE A LOT.



**Merger**  
2-input MIDI Merger  
**\$79** MSL

**Quadra Merge**  
4-input MIDI Merger  
**\$129** MSL



- MIDI-powered - no batteries or wall adapters required!
- Merges all MIDI data types including Sysex and MIDI Time Code
- Fast merging algorithm insures your data arrives with minimal delay
- MIDI indicator LED flashes to indicate the presence of MIDI data

Call for a **FREE** brochure describing our complete line of modular MIDI-processing products!


Toll-Free 1-800-561-MIDI (6434). Outside US and Canada call (604) 794-3013 Fax (604) 794-3396 CompuServe 72662,140 or write to MIDI Solutions, 816-810 W. Broadway, Vancouver BC Canada V5Z 4C9.

**MIDI Solutions Inc.**  
Innovative Solutions for Today's Musician.

## Bob Moog says...

"Put MIDI in your Minimoog or other monophonic analog synth."

"You'll be able to control pitch, pitch bend, modulation, loudness, and filter, as well as switch glide and decay, all from your MIDI controller or sequencer. Also, you'll have a totally independent on-board MIDI-controlled multiwaveform LFO. And if that's not enough, you'll also be able to connect up to eight classic monophonic analog synths to create a MIDI-controlled polyphonic analog super-synth. Imagine, all of this without changing the sound or appearance of your instrument. If all of this sounds good, then the new Lintronic MIDI interface is for you. It's now available as an easy-to-install kit for \$295, or we'll install it in your synth for \$495."



Phone, FAX or write for more information.

**BIG BRIAR, Inc.**  
554-C Riverside Drive Asheville, NC 28801  
Outside the U.S.A. call (704) 251-0090  
(800) 948-1990 FAX (704) 254-6233

## • RHYTHM BRAINZ

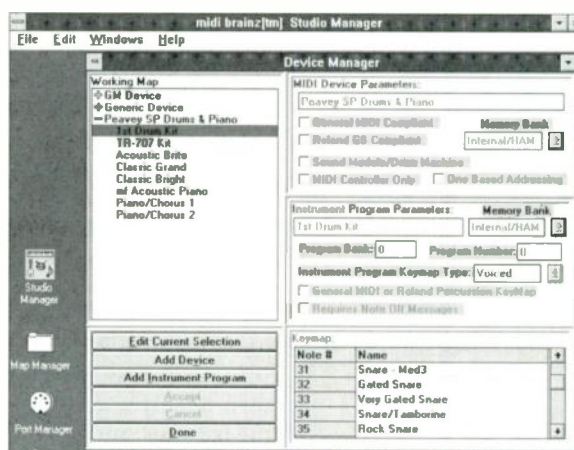


FIG. 3: The Device Manager is only one part of the program's powerful Configuration Manager.

There are other markers, too. A Loop marker tells the program to repeat the song endlessly, and a Tempo marker changes the song's tempo. (When playing songs, *Rhythm Brainz* ignores the tempo stored in the pattern.) All in all, you can store up to 500 patterns or markers in a song. When you consider the nested repeats, your song could play for days!

### RHYTHM FEATUREZ

*Rhythm Brainz Plus* can import and export Standard MIDI Files. Standard MIDI Files can only be imported to Pattern Sets (not songs) on a single MIDI channel. Because Pattern Sets can contain a maximum of 100 patterns, you are limited to a 100-measure import from the Standard MIDI File. *Rhythm Brainz's* SMF exports are more flexible: You can export a pattern, Pattern Set, or a song and can write to multiple tracks.

*Rhythm Brainz* also has a jukebox feature that automatically loads and plays any or all of the songs in your default song directory. You can build and save song lists and specify how many seconds should elapse between songs, or tell the program to wait for a Start command.

The program can be controlled from an external MIDI controller using MIDI Start, Stop, Continue, Note On, and

Program Change messages to change tempo or start and stop play. However, I quickly ran afoul of a problem with the external MIDI controls. I could start play without a problem, but could only stop it with what should have been the Continue message. The program then crashed when I tried to restart play. (Shortly after this review was completed, MediaTech began shipping version 1.11, which supposedly corrects this problem.)

### STUPENDOUS SETUPS

My favorite part of *Rhythm Brainz Plus* is *Studio Manager*. Really a separate program that lets you describe your entire studio for use by *Rhythm Brainz*, *Studio Manager* includes four modules. First, you use the Port Manager to specify which Windows MIDI device drivers correspond to *Rhythm Brainz's* four input ports and four output ports.

Next, you use the Map Manager to extract profiles of the devices you own from the master map of devices supported by *Rhythm Brainz*. These profiles include patch assignments and drum kits, as well as other configuration settings, such as whether the patch numbers start with 0 or 1. There are 50

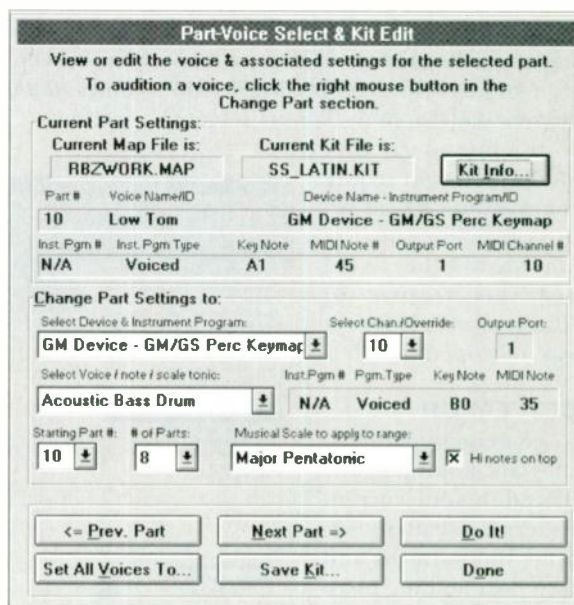


FIG. 4: You can include drum maps and musical scales within the same *Rhythm Brainz* Kit.



supported instruments in the Map Manager, plus several additional profiles for generic and General MIDI instruments.

You can view each instrument's patch and drum assignments in the Device Manager (see Fig. 3). The Device Manager is also used to add information about synthesizers that weren't included in the Map Manager. I often use my sampler for my drum and piano sounds, so I used the Device Manager to add a drum map and a few piano patches to my *Rhythm Brainz* configuration.

Finally, you use the Studio Viewer to tie everything together. The Studio Viewer lets you assign an instrument and a patch (which were specified using the Map and Device Managers) to every MIDI port and channel. I wish all MIDI programs had these configuration capabilities.

So how does all this configuration information relate to the Parts and Kits in *Rhythm Brainz* patterns? To build a Kit, you specify each Part individually. Once you configure your studio in *Studio Manager*, you no longer have to worry about MIDI port, channel, and Program Change numbers in *Rhythm Brainz*. Instead, you simply tell the program to "play the cowbell on the SY22," and it knows what to do (see Fig. 4).

You can save a completed Kit to the Default Kit file (which is used each time you open a new Pattern window), or you can make an entirely new Kit

## Product Summary

### PRODUCT:

*Rhythm Brainz Plus 1.1*

### PRICE:

\$69.95

### SYSTEM REQUIREMENTS:

PC-compatible with Microsoft Windows 3.1; Windows-compatible MIDI interface or sound card; VGA monitor; mouse

### MANUFACTURER:

MediaTech Innovations  
4995 Minas Dr.  
San Jose, CA 95136-2651  
tel./fax (408) 267-5464

CIRCLE #441 ON READER SERVICE CARD

EM METERS	RATING PRODUCTS FROM 1 TO 5			
FEATURES	●	●	●	
EASE OF USE	●	●	●	●
DOCUMENTATION	●	●	●	1
VALUE	●	●	●	

**"Famous For Discounts Since 1924"**

# Sam Ash<sup>®</sup> MUSIC STORES

**SALES • RENTALS • REPAIRS • TRADE-INS**

*For over 70 years, musicians have been coming to Sam Ash Music for the best selection of top-brand merchandise. Our nine superstores feature the largest inventory of musical equipment in the world all at our famous low "48th Street" prices! Any and all questions answered by our staff of musician/experts.*

<u>ELECTRONIC KEYBOARDS</u>	<u>GUITARS &amp; AMPLIFIERS</u>	<u>PRO SOUND SYSTEMS</u>
<u>MIDI SYSTEMS</u>	<u>BRASS &amp; WOODWINDS</u>	<u>DJ EQUIPMENT</u>
<u>COMPUTERS</u>	<u>STRING INSTRUMENTS</u>	<u>SING-ALONG MACHINES</u>
<u>MUSIC SOFTWARE</u>	<u>DIGITAL GRAND PIANOS</u>	<u>SHEET MUSIC</u>
<u>DRUMS &amp; DRUM MACHINES</u>	<u>RECORDING EQUIPMENT</u>	<u>LIGHTING EQUIPMENT</u>

Call Sam Ash Toll Free!

## 1-800-4-SAM ASH

In New York State: (718) 793-7983 • (516) 333-8700

or write us at:  
Sam Ash Music, Dept. EM  
P.O. Box 9047, Hicksville NY 11802-9047

# KEYBOARD SPECIALISTS

FOR MUSICIANS/BANDS/STUDIOS  
CHURCH/HOME/SCHOOLS

**ALL MAJOR BRANDS**

• SYNTHESIZERS

• DIGITAL PIANOS

• SAMPLERS

• DRUM MACHINES

• SOFTWARE

• MIXERS/AMPLIFIERS

• RECORDING EQUIPMENT

VOLUME DEALER

NEW & USED

ALL BRANDS

ALL MAJOR  
CREDIT CARDS

PROFESSIONAL  
ADVICE

Call for a catalog and pricing information

## RHYTHM CITY

1485 NE Expressway, Atlanta, Georgia 30329

**1 (404) 320-7253 • 1 (404) 320-SALE**

## The Case Specialists



Medium to Heavy Duty Cases  
Available for Keyboards,  
Mixers, Guitars, Rack Mount  
Equipment and More!

Call for pricing on standard  
or custom designed cases!

**DISCOUNT  
DISTRIBUTORS**

800-346-4638 (In NY) 516-563-8326

## MIDI SEQUENCES

**MORE  
HOT LICKS  
IN EVERY  
BYTE!**



If you want faithful  
reproduction and unparalleled  
accuracy in MIDI programming,  
then you want the live-music sound of  
TRAN TRACKS MIDI Sequences.

With TRAN TRACKS you get quality service,  
great prices and a large selection of  
popular songs. We support all  
computer formats and most  
dedicated sequencers.

Experience the  
MIDIgroove™ —  
It's "music-friendly!"

Call today and play tomorrow.  
5 songs or more only \$10.00 each.

ORDER LINE

1-800-473-0797

Fax (201) 383-0797

Technical Support

(201) 383-6691

CANADIAN ORDERS 800-486-6246

350 Fifth Ave., #3304, Dept. EM092

New York, NY 10118



**TRAN TRACKS**  
MIDI SEQUENCES

AUSTRALIA: 61-2-948-4025

UK Audio Awareness 0181-598-8081

CANADA Kaysound 514-633-8877

GERMANY M3C 49 - 30-785-6066

## ● RHYTHM BRAINZ

file that you can use with any Pattern. There are many Kit files for common synthesizers and drum machines, but I was surprised to find no Kit file that contained the entire General MIDI drum map. (Some Kit files contained a large portion of it, however.) Many of the predefined Kit files seemed designed for special purposes. Some documentation on the intended purpose of each Kit file would have been appreciated.

*Rhythm Brainz Plus* is designed for more than just drums. You can have the program build Kits that contain musical scales, too. Eleven scales are available, including major, minor, and blues scales. I built a Kit that included a basic drum set and two octaves of bass using a blues scale. I had no trouble cranking out all sorts of useful rhythms.

### THE FINAL BEAT

I appreciate a well-designed user interface, and *Rhythm Brainz Plus* definitely fits the bill. There are plenty of hot keys and tool bars and an excellent use of color. Dragging patterns around is an intuitive way to edit songs, except in one instance: Patterns in a Pattern Set list are edited by dragging them to an empty part of the workspace. A double-click would be more effective.

The online help is excellent, with many hot links and glossary terms. The written documentation consists of two manuals. One describes the basic program, the other is an addendum that contains basic "how-tos" and descriptions of the program's new features. Although the documentation is sometimes too detailed and poorly organized, all in all, it gets the job done. Support for the program is available by phone, fax, and CompuServe.

I like *Rhythm Brainz Plus*. It needs some debugging and polishing in places, but it is well designed and well thought out. The lack of functional real-time recording is a major drag, but hopefully this capability will be added eventually. A basic version of *Rhythm Brainz* is also available for \$39.95; it has only 25 rows (parts) as opposed to 128 and offers fewer features than the *Plus* version. Either way, if you like to think in patterns and make music with a mouse, give *Rhythm Brainz* a try.

*Allan Metts is an Atlanta-based musician, MIDI consultant, and systems designer.*

## Symbolic Sound Kyma System 4.0 (Win, Mac)

By Dennis Miller

**A synthesis workstation  
with unlimited sound  
potential.**

Until recently, few synthesizers offered the ability to create sound using more than one basic synthesis method. A few select software programs, notably Digidesign's *Turbosynth* for the Mac, provided far greater flexibility, but were totally dependent on the host computer for processing power and had no real links to the outside world.

While *Csound* and other software-based synthesis languages allow you to create sounds with endless variety, they don't work in real time, and their text-based interfaces are too formidable for many users. The Kyma System from Symbolic Sound aims to change all that.

Kyma is a real-time synthesis workstation that combines a highly graphic software interface with a DSP-based hardware component. The new 4.0 software is a massive upgrade over the previously reviewed version (version 1.05, reviewed in the September 1991 *EM*). Available for Macintosh and Windows computers, the new software not only provides far more horsepower than its predecessor, but it is vastly easier to use and adds extensive MIDI control.

Providing the raw horsepower of the most powerful hardware synthesizers under the control of a reconfigurable, intuitive graphic interface, the Kyma system allows you to design, play, and save sounds with great flexibility and ease. You can create virtually any sound imaginable.

### WHAT'S IN THERE?

Kyma consists of a 3U rack-mount, external hardware unit called the Capybara, a single-slot interface card, and a software component known as the *Kyma Language for Sound Specification*. The Capybara holds up to eight expansion cards, each containing a Motorola 56001 DSP chip running at 33 MHz, and 756 KB of sample RAM. The DSP chips are optimized for synthesizing and altering sound and provide 16



MIPS of processing power each. It's a potent sound engine.

The Capybara connects to the outside world with auto-sensing balanced stereo ins and outs with 1/4-inch connectors and MIDI In, Out, and Thru jacks. AES/EBU and S/PDIF digital I/O are optional (\$395). The system features stereo, 16-bit, 64x oversampling A/D converters and 16-bit, 2x oversampling D/A converters. It supports sample rates of 11.025, 12.00, 22.05, 24.00, 44.1, and 48 kHz.

All internal processing is done at 24 bits, and because the system does not rely on the host computer for much, a fairly modest computer, such as a 386/40 PC or Mac IICI, is adequate. (A NuBus slot is required for Macs.) A good chunk of RAM—16 MB is recommended—and a large hard disk are desirable, especially if you plan to work with lots of samples.

A basic 3-card system sells for \$4,995, and each additional card costs \$595. That's a lot of money, but when you consider the huge range of sound capabilities and compare the price to some of the higher end, RAM-packed samplers, it doesn't seem out of line. The price includes one free major software upgrade and lifetime, toll-free support. There's also an option to expand the RAM on each DSP card at standard industry prices.

#### HOW IT WORKS

Using the Kyma software, you design sounds and processes on screen by patching together the numerous modules and specifying values for their parameters. Kyma calls these modules Prototypes and completed designs Sounds. When you've finished building a Sound, the system quickly compiles it and then downloads it to the Capybara for instantaneous playback.

In effect, you're programming the Capybara hardware to do the type of synthesis or processing you've specified, but all the "coding" is done using icons. (You can work with more traditional programming methods, too.) Does the term "virtual synthesizer" sound good? Well Kyma is that and much more.

I prefer to think of Kyma as an elaborate sound-design toolkit. On the workbench are well over 100 different modules that either produce sound directly, process sound, or both. Each of the Prototype Sounds shipped with the



The Capybara contains the Kyma System's audio I/O and MIDI ports and accepts up to eight DSP expansion cards.


system, and dozens more examples on disk, are already setup with useful parameters, so right out of the box there are many sounds to experiment with. Every parameter can be edited, most in real time, and individual modules or complete Sounds can be chained together to provide an infinite number of combinations.

For example, you might design a

sound that starts with an oscillator, moves through a waveshaper, splits the left channel off to a reverb, and takes the right through a delay line. You could then "play" this sound by having the oscillator's pitch come from your MIDI controller while at the same time having the reverb's decay time controlled from a slider or fader. The design for this sound, like any number




## SPEIR MUSIC Dallas, Texas



• **GIANT** Inventory  
– New and Used

• **Over 30 Years**  
in Business!  
Buy with Confidence!

• **CALL NOW**  
for the Best Deal Anywhere!



# 800 • 219 • 3281

1207 S. Buckner / Dallas, TX / 75217 / 9-6 M-F

**Customers and  
reviewers say:**

*"WaveCenter/PCI was a snap to install, and I appreciate the included Cool Edit Pro SE software. A very fine product at a great price."*

*"Tango24 provides accurate, robust, well-defined and clean recording. It captures the body and essence of the instruments it is recording. This is a very fine sounding and well-designed recording system."*

*"WaveCenter/PCI has been trouble-free and robust. Tango24 sounds superb, to my ears. Even older 16-bit mixes are sounding more detailed and alive."*

**WaveCenter/PCI:**

8 channels ADAT optical I/O.  
Stereo coax/optical SPDIF I/O.  
Built-in MIDI (2-in, 2-out).  
GigaSampler & ASIO drivers.  
Easy plug-and-play installation.  
Windows & Macintosh support.  
Includes Cool Edit Pro SE.  
Patchbay for input monitoring.

**Tango24:**

Professional 24-bit A/D & D/A.  
Optically-isolated converters.  
Balanced analog I/O (8-in, 8-out).  
ADAT optical in/thru/out.  
BNC word clock connectors.  
Switchable +4dBu/-10dBV levels.

# Buy a Bundle



# Save a Bundle

*WaveCenter/PCI + Tango24 bundles  
are now available at fantastic prices.*

**FRONTIER**  
DESIGN  
GROUP

1 • 8 0 0 • 9 2 8 • 3 2 3 6  
[www.frontierdesign.com](http://www.frontierdesign.com)



# What's better than one 828?



## two 828's



Each MOTU 828 FireWire audio interface gives your computer 18 channels of input and output: 8 analog (with two mic preamps), 8 ADAT optical and 2 S/PDIF. And with the 828's new Version 2 driver, you can now connect multiple 828's to your FireWire-equipped computer. Connecting two 828's gives you 36 simultaneous inputs and outputs, all without a PCI or PC card. And at \$795, expanding your 828 system is easy and affordable: just plug them in and go.



**Start  
here**

-  **G4 Power Mac**  
Such as a G4 / 733 dual processor desktop
-  **MOTU DP3 — now shipping!**  
Award-winning audio workstation software
-  **MOTU Hard Disk Recording System**  
Such as the 2408mkII, 1296 or 828 FireWire



## Gold Native™

It's all new: Version 3 for MAS!



Waves is the industry standard, and Version 3 Gold Native includes the entire line of Waves native plug-ins, including the C4 Multiband Parametric Processor and new Renaissance Reverberator! Waves Gold Native is the ultimate package with everything you need—from daily

tools, to sweetening and mastering processors, to sound design mind benders. From the original Q10 and L1, to the Renaissance series, to Enigma and MondoMod. Don't skimp. Go for the Waves Gold, on the way to your Gold record...




NATIVE INSTRUMENTS  
SOFTWARE SYNTHESIS ENGINE

## Absynth™

Feed your addiction to sound...

ABSYNTH, new from Native Instruments, is the benchmark for the future of soft-synths. The powerful semi-modular architecture and clean interface let you effortlessly sculpt everything from organic textures to rhythmic madness, from time-evolving soundscapes to vintage sounds. ABSYNTH's unique strengths lie in its multiple synthesis techniques combined with the most flexible envelope control ever. To get a taste of ABSYNTH's potency, try drawing the shape of your LFO with the mouse while twelve rhythmic



envelopes twist your sound. Absynth is surprisingly efficient, giving you plenty of leftover bandwidth for mixing and processing. And Absynth feeds directly into your MOTU mixing environment for seamless operation.



## SAC-2K™ controller

Precision touch-sensitive automated worksurface

The Radikal Technologies SAC-2K sets a new standard for hands-on control of Digital Performer with a custom plug-in for DP

automated controls. Within minutes, you'll achieve a whole new level of interaction and creativity that you never thought possible with fader groups, mix automation, plug-in automation (up to 12 parameters at once), transport with jog/shuttle, solos, mutes... it's all just one touch away.




and easy, one-touch access to every element of the recording process in Digital Performer with responsive, touch-sensitive

## TC•PowerCore™

DSP Turbo™ for  
MAS•PowerCore  
Plug-ins

TC•PowerCore is a major breakthrough for Digital Performer's real-time MAS plug-in environment because it provides DSP turbocharged plug-in processing. At last, the renowned TC TOOLS 96 studio-quality FX package (included), with TC MEGAVERB, TC Chorus/DELAY and TC EQ<sup>SM</sup>, can be at your fingertips in Digital Performer, plus other TC I Works plug-ins such as TC MasterX and TC Voice Tools (sold separately). These powerful



plug-ins appear in Digital Performer's mixing board, just like regular native plug-ins, but they run on four powerful 56K DSP chips on the TC•PowerCore PCI card. It's like adding four G4 processors (equal to 2.8 gigahertz of extra processing power!) to your computer. Run 12 studio-quality TC plug-ins with no hit on your CPU power, and run other native plug-ins at the same time! TC•PowerCore is an open platform, so it will also run plug-ins from other respected 3rd party developers, too (details TBA).

TC | WORKS

[www.sweetwater.com](http://www.sweetwater.com)

Voice: (219) 432-8175 • Fax: (219) 432-1753 • Email: [sales@sweetwater.com](mailto:sales@sweetwater.com)

5335 Bass Road • Fort Wayne, IN 46809

**800-222-4700**



## Five Who Matter

I have had the good fortune to cross paths with brilliant folks in the world of sound who have done much to shape our industry yet have often gotten little recognition because their work is mostly behind the scenes, doing research and development. This month I'm going to call your attention to just a few of those people. I wish I had the space to mention more who are equally worthy.

I'll start with David Griesinger, who devised the Lexicon 224 reverb and authored the reverb algorithms we all know and love so well. Griesinger brings to bear on his work an incredible synthesis of musical, acoustical, and mathematical knowledge. He's a classical singer and recording engineer as well as a holder of a Harvard Ph.D. in low-energy nuclear physics, and each and every encounter I have ever had with him has left me better educated and enlightened. I've been lucky enough to have assisted him on a few recording jobs and to have joined him in listening to the choir and organ in Westminster Abbey during the installation of a bishop. From such opportunities, I learned where the rubber meets the road in terms of musical acoustics. Play on, David.

Next, I'd like to call out Marcus Ryle. Marcus first made his, uh, mark masterminding the Oberheim Xpander, one of the first MIDI synthesizers and still one of the great analog synths. More recently, he was the force that created Line 6, and he still drives that company. Between those two landmarks, he had his hand in many other important and notable projects, including the design of the ADAT. Rock on, Marcus.

If you recognize the name David Blackmer, it is probably as the "db" in dbx, and indeed, he's the guy who developed those early VCAs and RMS detectors upon which the dbx sound and reputation were built. Blackmer seemed to disappear from the scene for a few years, but he was just readying his next salvo: Earthworks microphones. I am a big fan of Earthworks because each of its products that I've used performs outstandingly, especially for the money. A more recent chance to speak



with Blackmer at Earthworks showed him as a man who likes to expound on his ideas (with which not everyone agrees). I, for one, like to listen. Sing on, David.

Gary Hall has been a friend for many years, giving me a chance to see his contributions up close. Gary is a current author for and former technical editor of *EM*, so you've seen his work. Earlier, during his years at Lexicon, he devised clever ideas such as the PCM 41 and PCM 42, the effects that were the heart of the PCM 70, the LXP series, and more. A stint at Sonic Solutions put Gary on the bleeding edge of DVD when it came along, making him one of the first people to really understand what DVD is all about. (See the August 2001 issue for his cover story about DVD-R.) Gary dug in further while developing DVD authoring tools at Spruce Technologies for several years. All this time, he has been under the public's radar, even while blazing trails we have followed. Roll on, Gary.

Last, but definitely not least, is one name every *EM* reader should know: Don Buchla. The phrase "one of a kind" doesn't begin to cover Buchla. Like the others, he is a true visionary, but his vision has always proved to be minimally commercial. That's really a shame, because Buchla led the way with his modular synths in the 1960s and was one of the first to really harness the power of computer control for music synthesis. For as long as he has been building synths, Buchla has also been building Different (yes, capital *D*) controllers. His early synths used capacitive keyboards; later, he developed the innovative (duh) Thunder and Lightning controllers and, more recently, the amazing Marimba Lumina. Rocket on, Don.

I have had a long and abiding respect for and lasting inspiration from the work of these people, and I hope that by knowing about folks like them, you will too. ☺

We welcome your feedback. E-mail us at [emeditorial@primediabusiness.com](mailto:emeditorial@primediabusiness.com).