9th EDITION

Radio's MASTER ENCYCLOPEDIA

HERBACH & RADEMAN CO.
522 MARKET STREET
PHILADELPHIA, PA.
Phone MARKET 5100

RADIO'S MASTER ENCYCLOPEDIA

OFFICIAL

PARTS and EQUIPMENT MANUAL

of the

RADIO AND ELECTRONIC INDUSTRY

What to Buy and Where to Buy It

- **ILLUSTRATIONS**
- **DESCRIPTIONS**
- **SPECIFICATIONS**
- **PRICES**

Published by

UNITED CATALOG PUBLISHERS, INC.

106-110 Lafayette Street **New York, N. Y.**

TENTH PRINTING

While every precaution is taken to insure accuracy in the preparation of display pages and indexes, we cannot guarantee against the possibility of error or omission, nor can we be held responsible for price changes or withdrawal of items during or after publication. List prices are furnished only for information; they are not offered as quotations.

Enrolled manufacturers reserve the right, during the war, to make such mechanical changes in specifications as may be required to produce equally suitable substitutes, if necessary.

Copyright 1942

UNITED CATALOG PUBLISHERS, INC.

No part of this book may be reproduced without express permission of the publisher.

Printed in U.S.A.

RADIO'S MASTER ENCYCLOPEDIA

INDEX OF MANUFACTURERS' DISPLAY PAGES

(NUMERICAL)

Section & Page	Manufacturer
SECTION B	
B-1, 2	RCA Manufacturing Co., Inc.
B-5 to B-10	Sylvania Electric Products, Inc.
B-11, 12	Raytheon Production Corp.
B-13, 14	Tung Sol Lamp Works, Inc.
B-15, 16	Standard Arcturus Corp.
B-21, 22	National Union Radio Corp.
B-23	RCA Manufacturing Co., Inc.
B-25, 26	Continental Electric Company
SECTION C	
C-1 to C-18B	David Bogen Company, Inc.
C-19 to 22	Regal Amplifier Mfg. Corp.
C-27, 28	Rauland-Webster
C-29, 30	Talk-A-Phone Mfg. Co.
C-31 to C-34	Transformer Corp. of America
C-45 to C-48	Erwood Sound Equipment Co.
C-55 to C-58	Thordarson Electric Mfg. Co.
C-65 to C-68	Bell Sound Systems, Inc.
C-71 to C-74	Mark Simpson Mfg. Co.
SECTION D	
D-1 to D-7	Racon Electric Company
D-9 to D-14	Wright DeCoster, Inc.
D-19 to D-26	Jensen Radio Mfg. Co.
D-31, 32	Atlas Sound Corporation
D-41, 42	Kainer & Company
D-43 to D-46	Cinaudagraph Speakers, Inc.
D 51 to D-55	Utah Radio Products Co.
D-59, 60	Quam-Nichols Company
D-61, 62	University Laboratories
D 67	Economy Speakers
D-68	Selectar Manufacturing Corp.
D-71 to D-73	Emco Radio Products, Inc.
SECTION E	
E-3, 4	Universal Microphone Co.
E-7, 8	Amperite Company
E-9 to E-12B	Eastern Mike-Stand Co.
E-13 to E-18	Shure Brothers
E-21 to E-24	The Astatic Corporation
E-25, 26	Brush Development Co.
E-27, 28	The Alliance Manufacturing Co.
E-29, 30	The General Industries Co.
E-31 to E-34	American Microphone Co.
E-35, 36	Audak Company, Inc.
E-37, 38	RCA Manufacturing Co., Inc.
E-41, 42	Electrovoice Manufacturing Co.
E-43, 44	The Turner Company
E-47, 48	Presto Recording Corporation
E-49, 50	Rek-O-Kut Corporation
E-51, 52	Garrard Sales Corporation
E-57, 58	Audio Devices, Inc.
E-65, 66	RecorDisc Corporation
E-69, 70	DuoTone Company, Inc.
E-71, 72	Electrovox Company, Inc.
E-73	M. A. Miller Mfg. Co.
E-74	Howard Radio Company
SECTION F	
F-1 to F-6	Triplett Electrical Inst. Co.
F-7, 8	Readrite Meter Works
F-9 to F-12	RCA Manufacturing Co., Inc.
F-13 to F-16	Jackson Electrical Inst. Co.
F-19 to F-22	Supreme Instruments Corp.
F-35 to F-38	Hickok Electrical Inst. Co.
F-45 to F-48	Radio City Products Co.
F-51, 52	Littelfuse, Inc.
F-59, 60	Allen B. Dumont Laboratories
F-61, 62	Sterling Manufacturing Co.
F-65 to F-70	Weston Electrical Inst. Co.
F-75 to F-78	Precision Apparatus Company
SECTION G	
G-1, 2	Radio & Technical Publ. Co.
G-3 to G-6	John F. Rider Publisher, Inc.
G-7, 8	The Editors of "Radio"
G-11, 12	American Radio Relay League
G-13	McGraw Hill Book Company
G-14	Supreme Publications
SECTION H	
H-1 to H-14	The Hallicrafters Company
H-15, 16	Taylor Tubes, Inc.
H-17, 18	United Electronics Co.
H-19, 20	Heintz & Kaufman, Ltd.
H-21, 22	Raytheon Production Corp.
H-23, 24	RCA Manufacturing Co., Inc.
H-25, 26	Amperex Electronic Products Co.
H-27, 28	General Electric Company
H-29, 30	Eitel-McCullough, Inc.
H-31, 32	Westinghouse Electric Mfg. Co.
H-33, 34	Ward Leonard Electric Co.
H-35 to H-40	Allen D. Cardwell Mfg. Co.
H-41, 42	Struthers-Dunn, Inc.
H-43, 44	Bliley Electric Company
H-45 to H-50	E. F. Johnson Company
H-55 to H-59	Hammarlund Mfg. Co., Inc.
H-60	E. I. Guthman & Co., Inc.
H-61	Abbott Instrument, Inc.
H-62	National Union Radio Corp.
H-63, 64	Par-Metal Products Co., Inc.
H-65, 66	Signal Electric Mfg. Co.
H-67, 68	J. H. Bunnell & Co.
H-75, 76	Les Logan Company
H-77, 78	Vibroplex Company
H-79, 80	McElroy Mfg. Corp.
H-81 to H-99	National Company, Inc.
H-100	Hipower Crystal Company
H-101 to H-110	Bud Radio, Inc.
H-111 to H-124	Insuline Corporation of America
H-125 to H-128	James Millen Manufacturing Co.
H-135	C. F. Cannon Co.
H-136	Brush Development Company
H-137	Trimm Manufacturing Co., Ltd.
H-141 to H-144	Howard Radio Company
H-145 to H-150	Radio Mfg. Engineers, Inc.
H-151 to H-154	Advance Electric Company
H-155, 156	Guardian Electric Mfg. Co.
H-159, 160	Echophone Radio Company

INDEX OF MANUFACTURERS' DISPLAY PAGES *(Continued)*

(NUMERICAL)

Section & Page	Manufacturer
SECTION J	
J-1 to J-4	Utah Radio Products Company
J-9, 10	General Transformer Corp.
J-31 to J-42	United Transformer Corp.
J-45, 46	The Halldorson Company
J-51 to J-56	Kenyon Transformer Co., Inc.
J-57 to J-74A	Standard Transformer Corp.
J-75 to J-82	Thordarson Electric Mfg. Co.
SECTION K	
K-1 to K-14D	Cornell Dubilier Electric Corp.
K-15 to K-31	Solar Manufacturing Corporation
K-35, 36	Sangamo Electric Company
K-37 to K-58	Aerovox Corporation
K-61 to K-70	Sprague Products Company
K-73, 74	American Condenser Corporation
K-81, 82	Tobe Deutschmann Corporation
SECTION L	
L-5 to L-12	Centralab - Globe-Union, Inc.
L-13 to L-18	Clarostat Manufacturing Co.
L-21 to L-24	Utah Radio Products Company
L-27	Acro Electric Company
L-43 to L-46	Drake Manufacturing Company
SECTION M	
M-1 to M-4	Ohmite Manufacturing Co.
M-5 to M-8	The Muter Company
M-9 to M-12	Atlas Resistor Company
M-13, 14	Amperite Company
M-15 to M-18	Wirt Company
M-19, 20	Ward Leonard Electric Co.
M-21 to M-26	Continental Carbon, Inc.
M-27 to M-34	International Resistance Co.
M-35, 36	Erie Resistor Company
M-37, 38	Utah Radio Products Company
M-51, 52	Lectrohm, Inc.
SECTION N	
N-1 to N-8	American Phenolic Corporation
N-9 to N-22	Howard B. Jones
N-25 to N-36	Cannon Electric Development Co.
SECTION O	
O-1 to O-11	Meissner Manufacturing Co.
O-15, 16	Philmore Manufacturing Co.
O-21 to O-28	J. W. Miller Company
O-55, 56	Barker & Williamson
SECTION P	
P-3, 4	Crowe Name Plate & Mfg. Co.
P-5, 6	F. W. Stewart Mfg. Corp.
SECTION Q	
Q-1 to Q-3	Belden Manufacturing Co.
Q-19 to Q-24	Lenz Electric Mfg. Co.
Q-25 to Q-30	Alpha Wire Corporation
Q-35 to Q-38	Cornish Wire Company, Inc.
Q-41, 42	Technical Appliance Corp.
Q-47 to Q-50	Chisholm-Ryder Co.—Premax
Q-51, 52	Corning Glass Works
Q-55 to Q-64	Birnbach Radio Company
SECTION R	
R-1 to R-4	American Radio Hardware Co.
R-5, 6	Electric Soldering Iron Co., Inc.
R-7 to R-10	Kraeuter & Company, Inc.
R-11, 12	Forsberg Manufacturing Co.
R-13, 14	Drake Electrical Works, Inc.
R-15 to R-22	General Cement Mfg. Co.
R-27 to R-30	Park Metalware Co., Inc.
R-31, 32	Jackson Electro Corporation
R-39, 40	Vasco Electrical Mfg. Co.
R-41	American Electrical Heater Co.
R-42	Supreme Instruments Corp.
R-42	Cooks Manufacturing Co.
R-42	Morris Register Company
R-45, 46	Speedway Manufacturing Co.
R-47 to R-49	Vaco Products Company
R-51	The Blue Wizard Company
R-52	Gardiner Metal Company
R-53, 54	Utica Drop Forge & Tool Corp.
R-55 to R-58	Walter L. Schott Co.
SECTION S	
S-19, 20	Radiart Corporation
S-25, 26	Radiart Corporation
S-35, 36	Utah Radio Products Company
SECTION T	
T-1	Burgess Battery Company
T-5, 6	Mueller Electric Company
T-7, 8	Pioneer Genemotor Corporation
T-9 to T-12	American Televn. & Radio Co.
T-13, 14	Janette Manufacturing Co.
T-17, 18	Standard Transformer Corp.
T-19 to T-22	Electronic Laboratories, Inc.
T-23, 24	Radiart Corporation
T-25	General Transformer Corp.
T-26	Kato Engineering Company
T-29	Eicor, Inc.
SECTION U	
U-1, 2	Worner Products Corporation
U-3	Westinghouse Electric Mfg. Co.

SEE BACK OF BOOK FOR

DETAILED GENERAL INDEX

RCA Radiotron RADIO TUBES

PRICES EFFECTIVE FEB. 1, 1941 (Reprinted with additions Jan. 1, 1942)

Type	List Price
0A4G	$1.90
†0Z4	1.55
0Z4G	1.55
1A4P	1.55
†1A5GT	1.05
1A6	1.25
1A7G	1.55
†1A7GT	1.25
1B4P	1.25
1B5/25S	1.25
1B7GT	1.25
†1C5GT	1.25
1C6	1.25
1C7G	1.25
1D5GP	1.25
1D5GT	1.25
1D7G	1.55
1D8GT	1.90
1E5GP	1.55
1E7G	2.30
1F4	1.25
1F5G	1.25
1F6	1.55
1F7GV	1.55
1G4G	1.25
1G4GT/G	1.25
1G5G	1.25
1G6GT/G	1.55
1H4G	.95
1H5G	1.25
†1H5GT	1.05
1H6G	1.25
1J5G	1.90
1J6G	1.25
1LA4	2.30
1LA6	2.30
1LB4	2.30
1LH4	2.30
1LN5	2.30
1N5G	1.55
†1N5GT	1.25
1N6G	1.25
1P5GT	1.55
1Q5G	1.55
1Q5GT	1.55
1R5	1.55
1S4	1.55
1S5	1.55
1T4	1.55
1T5GT	1.55
1V	.95
†2A3	1.90
2A4G	2.80
†2A5	.95
2A6	.95
2A7	1.05
2B7	1.25
2E5	1.25
2V3G	2.80
2X2/879	2.30
3A8GT	2.30
3Q4	1.55
†3Q5GT	1.55
3S4	1.55
*5T4	1.90
5U4G	.95
5V4G	1.55
*5W4	1.05
5W4GT	.85
5X4G	1.05
†5Y3G	.65
5Y3GT/G	.65
†5Y4G	.70
†5Z3	1.05
*5Z4	1.25
6A3	1.90
6A4/LA	1.55
6A6	1.55
†6A7	.95
6A7S	2.30
†6A8	1.25
6A8G	.95
6A8GT	.95
6AB5/6N5	1.55
*6AB7/1853	1.90
6AC5G	1.25
6AC5GT	1.05
*6AC7/1852	2.30
6AD6G	1.55
6AD7G	1.55
6AE5GT	1.25
6AE6G	1.25
6AE7GT	1.25
6AF6G	1.55
*6AG7	2.30
6B4G	1.90
6B5	1.90
6B6G	1.05
6B7	1.25
6B7S	2.30
*6B8	1.90
6B8G	1.25
*6C5	1.05
6C5G	.95
6C5GT	.95
†6C6	.95
6C7	2.30
6C8G	1.55
†6D6	.95
6D7	2.30
6D8G	1.55
6E5	1.05
6E6	1.90
6E7	2.30
†6F5	1.05
6F5G	1.05
6F5GT	.95
†*6F6	1.05
6F6G	.85
6F7	1.55
6F8G	1.25
6G6G	1.25
†*6H6	1.05
6H6G	1.05
6H6GT	1.05
†*6J5	.85
6J5G	.95
6J5GT	.85
†*6J7	1.25
6J7G	1.05
6J7GT	1.05
6J8G	1.55
6K5G	1.05
6K6G	1.05
†6K6GT	.95
†*6K7	1.05
6K7G	1.05
6K7GT	.95
*6K8	1.25
6K8G	1.25
6K8GT	1.25
6L5G	1.05
†*6L6	1.90
6L6G	1.90
*6L7	1.55
SL7G	1.55
6N6G	2.30
*6N7	1.55
6N7G	1.55
6P5G	.80
6P5GT	.75
6P7G	2.30
†*6Q7	1.25
6Q7G	.85
6Q7GT	.85
*6R7	1.55
6R7G	1.05
6R7GT	.85
*6S7	1.55
6S7G	1.55
†*6SA7	.95
6SA7GT	1.05
*6SC7	1.25
*6SF5	.95
6SF5GT	.95
*6SF7	1.25
*6SG7	1.25
6SH7	1.25
†*6SJ7	1.05
6SJ7GT	1.05
†*6SK7	.95
6SK7GT	1.05
6SL7GT	1.25
6SN7GT	1.25
†*6SQ7	.95
6SQ7GT	1.05
*6SR7	1.05
*6SS7	.95
6ST7	1.55
6T7G	1.25
†6U5/6G5	1.25
†6U7G	.95
*6V6	1.90
6V6G	1.25
†6V6GT	1.05
6V7G	1.25
6W7G	1.55
*6X5	1.55
†6X5GT/G	.95
6Y5	2.30
6Y6G	1.55
6Y7G	1.55
6Z5	2.30
6Z7G	1.90
6ZY5G	1.25
7A4	1.25
7A5	1.25
7A6	1.25
7A7(LM)	1.25
7A8	1.25
7B4	1.25
7B5(LT)	1.25
7B6(LM)	1.25
7B7	1.25
7B8(LM)	1.25
7C5(LT)	1.25
7C6	1.25
7C7	1.25
7E6	1.25
7E7	1.55
7F7	1.55
7G7/1232	1.90
7H7	1.90
7J7	1.90
7Q7	1.25
7Y4	1.25
10	2.80
12A5	2.30
12A7	1.90
12AH7/GT	1.55
†12A8GT	.95
12B8GT	1.55
*12C8	1.90
12F5GT	.95
*12H6	1.05
12J5GT	.95
12J7GT	1.05
†12K7GT	.95
*12K8	1.55
†12Q7GT	.85
†*12SA7	.95
12SA7GT	1.25
*12SC7	1.25
*12SF5	1.05
12SF5GT	1.05
*12SF7	1.25
*12SG7	1.25
12SH7	1.25
*12SJ7	1.05
12SJ7GT	1.05
†*12SK7	.95
12SK7GT	1.05
12SL7GT	1.55
12SN7GT	1.25
†*12SQ7	.95
12SQ7GT	1.05
*12SR7	1.25
12Z3	.95
14A7/12B7	1.90
15	1.90
19	1.25
†24A	.85
*25A6	1.90
25A6G	1.05
25A6GT	1.05
25A7G	1.55
25A7GT	1.55
25AC5GT	1.55
25B5	2.30
25B6G	1.90
25B8GT	1.90
25C6G	1.90
*25L6	1.55
25L6G	1.25
†25L6GT/G	1.05
25N6G	2.30
25Y5	2.30
†25Z5	.95
*25Z6	1.25
25Z6G	.95
†25Z6GT	.95
†26	.70
†27	.65
†30	.95
31	.95
32	1.25
32L7GT	1.90
33	1.25
34	1.25
†35	.95
35A5(LT)	1.25
†35L6GT/G	.95
35Z3(LT)	1.25
35Z4GT	.75
†35Z5GT/G	.80
36	.95
37	.80
38	1.05
†39/44	.95
†41	.80
†42	.80
†43	1.05
†45	.75
45Z3	1.05
45Z5GT	1.05
46	1.05
†47	1.05
48	2.80
49	1.25
50	2.30
†50L6GT	1.05
50Y6GT	1.05
50Z7G	1.25
53	1.55
55	1.05
†56	.75
†57	.85
†58	.85
59	1.55
70L7GT	1.90
71A	.85
†75	.80
†76	.85
†77	.85
†78	.85
79	1.55
†80	.65
81	1.90
82	1.25
†83	1.25
83V	1.90
†84/6Z4	1.05
85	.85
89	.95
117L7GT/117M7GT	2.30
117N7GT	2.30
117P7GT	2.30
117Z6GT/G	1.55
183/483	1.90
485	1.90
XXD	1.55
XXL	1.55

SALES AIDS

No. 318
Bill Head.
Imprinted.
$1.00 for 500.

No. 694
Decalcomania
for store or car.
Free on request.



No. 651
Calling Cards.
Imprinted two colors.
$1.00 for 500.

No. 1416—Service
Engineer's Pencil.
$1.75

* Before Type Number Indicates Metal Tube.
† Before Type Number Indicates Current "Preference List" Type.

QUICKER START—QUIETER OPERATION—UNIFORM VOLUME—UNIFORM PERFORMANCE AND SEALED CARTON PROTECTION

Copyright by U. C. P., Inc.

Subject to change or withdrawal without notice
(APPLY FOR DISCOUNTS)

Cunningham Radio Tubes

STANDARD SINCE 1915

PRICES EFFECTIVE FEB. 1, 1941 (Reprinted with additions Jan. 1, 1942)

SALES AIDS



No. 2220—Calling Cards
Printed in two colors
$1.00 per 500

Personal Stamp and Ink Pad
No. 1A43—$1.00

No. 2363—Repair Ticket
With your imprint:
300, $0.85; 1000, $2.25

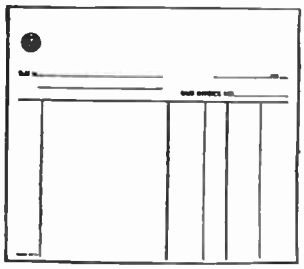

No. 2074—Bill Heads
Imprinted, $1.00 per 500

No. 2296—Dummy
Carton. Lots of 25,
FREE on request

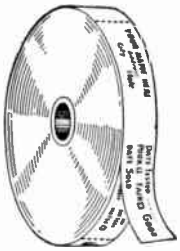

No. 2117
Tube Test Stickers
$1.00 per roll
imprinted

Type	List Price
0A4G	$1.90
†0Z4	1.55
0Z4G	1.55
1A4P	1.55
†1A5GT	1.05
1A6	1.25
1A7G	1.55
†1A7GT	1.25
1B4P	1.25
1B5/25S	1.25
1B7GT	1.25
†1C5GT	1.25
1C6	1.25
1C7G	1.25
1D5GP	1.25
1D5GT	1.25
1D7G	1.55
1D8GT	1.90
1E5GP	1.55
1E7G	2.30
1F4	1.25
1F5G	1.25
1F6	1.55
1F7GV	1.55
1G4G	1.25
1G4GT/G	1.25
1G5G	1.25
1G6GT/G	1.55
1H4G	.95
1H5G	1.25
†1H5GT	1.05
1H6G	1.25
1J5G	1.90
1J6G	1.25
1LA4	2.30
1LA6	2.30
1LB4	2.30
1LH4	2.30
1LN5	2.30
1N5G	1.55
†1N5GT	1.25
1N6G	1.25
1P5GT	1.55
1Q5G	1.55
1Q5GT	1.55
1R5	1.55
1S4	1.55
1S5	1.55
1T4	1.55
1T5GT	1.55
1V	.95
†2A3	1.90
2A4G	2.80
†2A5	.95
2A6	.95
2A7	1.05
2B7	1.25
2E5	1.25
2V3G	2.80
2X2/879	2.30
3A8GT	2.30
3Q4	1.55
†3Q5GT	1.55
3S4	1.55
*5T4	1.90
5U4G	.95
5V4G	1.55
*5W4	1.05
5W4GT	.85
5X4G	1.05
†5Y3G	.65
5Y3GT/G	.65
†5Y4G	.70
†5Z3	1.05
*5Z4	1.25
6A3	1.90
6A4/LA	1.55
6A6	1.55
†6A7	.95
6A7S	2.30
†6A8	1.25
6A8G	.95
6A8GT	.95
6AB5/6N5	1.55
*6AB7/1853	1.90
6AC5G	1.25
6AC5GT	1.05
*6AC7/1852	2.30
6AD6G	1.55
6AD7G	1.55
6AE5GT	1.25
6AE6G	1.25
6AE7GT	1.25
6AF6G	1.55
*6AG7	2.30
6B4G	1.90
6B5	1.90
6B6G	1.05
6B7	1.25
6B7S	2.30
*6B8	1.90
6B8G	1.25
*6C5	1.05
6C5G	.95
6C5GT	.95
†6C6	.95
6C7	2.30
6C8G	1.55
†6D6	.95
6D7	2.30
6D8G	1.55
6E5	1.05
6E6	1.90
6E7	2.30
†6F5	1.05
6F5G	1.05
6F5GT	.95
†*6F6	1.05
6F6G	.85
6F7	1.55
6F8G	1.25
6G6G	1.25
†*6H6	1.05
6H6G	1.05
6H6GT	1.05
†*6J5	.85
6J5G	.95
6J5GT	.85
†*6J7	1.25
6J7G	1.05
6J7GT	1.05
6J8G	1.55
6K5G	1.05
6K6G	1.05
†6K6GT	.95
†*6K7	1.05
6K7G	1.05
6K7GT	.95
*6K8	1.25
6K8G	1.25
6K8GT	1.25
6L5G	1.05
†*6L6	1.90
6L6G	1.90
*6L7	1.55
6L7G	1.55
6N6G	2.30
*6N7	1.55
6N7G	1.55
6P5G	.80
6P5GT	.75
6P7G	2.30
†*6Q7	1.25
6Q7G	.85
6Q7GT	.85
*6R7	1.55
6R7G	1.05
6R7GT	.85
*6S7	1.55
6S7G	1.55
†*6SA7	.95
6SA7GT	1.05
*6SC7	1.25
*6SF5	.95
6SF5GT	.95
*6SF7	1.25
*6SG7	1.25
6SH7	1.25
†*6SJ7	1.05
6SJ7GT	1.05
†*6SK7	.95
6SK7GT	1.05
6SL7GT	1.25
6SN7GT	1.25
†*6SQ7	.95
6SQ7GT	1.05
*6SR7	1.05
*6SS7	.95
6ST7	1.55
6T7G	1.25
†6U5/6G5	1.25
†6U7G	.95
*6V6	1.90
6V6G	1.25
†6V6GT	1.05
6V7G	1.25
6W7G	1.55
*6X5	1.55
†6X5GT/G	.95
6Y5	2.30
6Y6G	1.55
6Y7G	1.55
6Z5	2.30
6Z7G	1.90
6ZY5G	1.25
7A4	1.25
7A5	1.25
7A6	1.25
7A7(LM)	1.25
7A8	1.25
7B4	1.25
7B5(LT)	1.25
7B6(LM)	1.25
7B7	1.25
7B8(LM)	1.25
7C5(LT)	1.25
7C6	1.25
7C7	1.25
7E6	1.25
7E7	1.55
7F7	1.55
7G7/1232	1.90
7H7	1.90
7J7	1.90
7Q7	1.25
7Y4	1.25
10	2.80
12A5	2.30
12A7	1.90
12AH7/GT	1.55
†12A8GT	.95
12B8GT	1.55
*12C8	1.90
12F5GT	.95
*12H6	1.05
12J5GT	.95
12J7GT	1.05
†12K7GT	.95
*12K8	1.55
†12Q7GT	.85
†*12SA7	.95
12SA7GT	1.25
*12SC7	1.25
*12SF5	1.05
12SF5GT	1.05
*12SF7	1.25
*12SG7	1.25
12SH7	1.25
*12SJ7	1.05
12SJ7GT	1.05
†*12SK7	.95
12SK7GT	1.05
12SL7GT	1.55
12SN7GT	1.25
†*12SQ7	.95
12SQ7GT	1.05
*12SR7	1.25
12Z3	.95
14A7/12B7	1.90
15	1.90
19	1.25
†24A	.85
*25A6	1.90
25A6G	1.05
25A6GT	1.05
25A7G	1.55
25A7GT	1.55
25AC5GT	1.55
25B5	2.30
25B6G	1.90
25B8GT	1.90
25C6G	1.90
*25L6	1.55
25L6G	1.25
†25L6GT/G	1.05
25N6G	2.30
25Y5	2.30
†25Z5	.95
*25Z6	1.25
25Z6G	.95
†25Z6GT	.95
†26	.70
†27	.65
†30	.95
31	.95
32	1.25
32L7GT	1.90
33	1.25
34	1.25
†35	.95
35A5(LT)	1.25
†35L6GT/G	.95
35Z3(LT)	1.25
35Z4GT	.75
†35Z5GT/G	.80
36	.95
37	.80
38	1.05
†39/44	.95
†41	.80
†42	.80
†43	1.05
†45	.75
45Z3	1.05
45Z5GT	1.05
46	1.05
†47	1.05
48	2.80
49	1.25
50	2.30
†50L6GT	1.05
50Y6GT	1.05
50Z7G	1.25
53	1.55
55	1.05
†56	.75
†57	.85
†58	.85
59	1.55
70L7GT	1.90
71A	.85
†75	.80
†76	.85
†77	.85
†78	.85
79	1.55
†80	.65
81	1.90
82	1.25
†83	1.25
83V	1.90
†84/6Z4	1.05
85	.85
89	.95
117L7GT/117M7GT	2.30
117N7GT	2.30
117P7GT	2.30
117Z6GT/G	1.55
183/483	1.90
485	1.90
XXD	1.55
XXL	1.55

* Before Type Number Indicates Metal Tube.
† Before Type Number Indicates Current "Preference List" Type.

QUICKER START—QUIETER OPERATION—UNIFORM VOLUME—UNIFORM PERFORMANCE AND SEALED CARTON PROTECTION

Subject to change or withdrawal without notice
(APPLY FOR DISCOUNTS)

Copyright by U. C. P., Inc.

SYLVANIA

THE SET-TESTED TUBE

Printed January 1st, 1942

Type	List Price
0A4G	$1.90
0Z4 (Met)	1.55
0Z4G	1.55
01A	.85
1A4P	1.55
1A4T	1.55
1A5GT/G	1.05
1A6	1.25
1A7G	1.55
1A7GT	1.25
1B4P	1.25
1B5/25S	1.25
1B7G	1.25
1C5GT/G	1.25
1C6	1.25
1C7G	1.25
1D5GP	1.25
1D5GT	1.25
1D7G	1.55
1E4G	1.25
1E5GP	1.55
1E7G	2.30
1F4	1.25
1F5G	1.25
1F6	1.55
1F7G	1.55
1G4GT/G	1.25
1G5G	1.25
1G6GT/G	1.55
1H4G	.95
1H5G	1.25
1H5GT	1.05
1H6G	1.25
1J5G	1.90
1J6G	1.25
1LA4 (Lock-In)	2.30
1LA6 (Lock-In)	2.30
1LB4 (Lock-In)	2.30
1LC5 (Lock-In)	2.30
1LC6 (Lock-In)	2.30
1LD5 (Lock-In)	2.30
1LE3 (Lock-In)	1.90
1LH4 (Lock-In)	2.30
1LN5 (Lock-In)	2.30
1N5G	1.55
1N5GT	1.25
1N6G	1.25
1P5G	1.55
1P5GT	1.55
1Q5GT/G	1.55
1R5	1.55
1S4	1.55
1S5	1.55
1T4	1.55
1T5GT	1.55
1V	.95
2A3	1.90
2A4G	2.30
2A5	.95
2A6	.95
2A7	1.05
2A7S (Maj)	2.30
2B7	1.25
2B7S (Maj)	2.30
2E5	1.25
2S/4S (Maj)	2.30
2W3 (Met)	1.25
2X2/879	2.30
2Z2/G84 (Maj)	2.30
3A8GT	2.30
3Q5GT/G	1.55
3S4	1.55
5U4G	.95
5V4G	1.55
5W4GT/G	.85
5X4G	1.05
5Y3G	.65
5Y4G	.70
5Z3	1.05
5Z4 (Met)	1.25
6A3	1.90
6A4/LA	1.55
6A5G	2.80
6A6	1.55
6A7	.95
6A7S (Maj)	2.30
6A8 (Met)	1.25
6A8G	.95
6A8GT	.95

Type	List Price
6AB5/6N5	$1.55
6AB7/1853 (Met)	1.90
6AC5GT/G	1.05
6AC7/1852 (Met)	2.30
6AD6G	1.55
6AD7G	1.55
6AE5GT/G	1.25
6AF5G	1.25
6AF6G	1.55
6B4G	1.90
6B5	1.90
6B7	1.25
6B7S (Maj)	2.30
6B8 (Met)	1.90
6B8G	1.25
6C5 (Met)	1.05
6C5G	.95
6C5GT	.95
6C6	.95
6C7 (Maj)	2.30
6C8G	1.55
6D6	.95
6D7 (Maj)	2.30
6D8G	1.55
6E5	1.05
6E6	1.90
6E7 (Maj)	2.30
6F5 (Met)	1.05
6F5G	1.05
6F5GT	.95
6F6 (Met)	1.05
6F6G	.85
6F7	1.55
6F7S (Maj)	2.30
6F8G	1.25
6G6G	1.25
6H4GT	1.90
6H6 (Met)	1.05
6H6G	1.05
6H6GT	1.05
6J5GT/G	.85
6J7 (Met)	1.25
6J7G	1.05
6J7GT	1.05
6J8G	1.55
6K5G	1.05
6K5GT	1.05
6K6G	1.05
6K6GT	.95
6K7 (Met)	1.05
6K7G	1.05
6K7GT	.95
6K8 (Met)	1.25
6K8G	1.25
6K8GT	1.25
6L5G	1.05
6L6 (Met)	1.90
6L6G	1.90
6L7 (Met)	1.55
6L7G	1.55
6N6G	2.30
6N7 (Met)	1.55
6N7G	1.55
6P5G	.80
6P5GT	.75
6P7G	2.30
6Q7 (Met)	1.25
6Q7G	.85
6Q7GT	.85
6R7 (Met)	1.55
6R7G	1.05
6R7GT	.85
6S7G	1.55
6SA7 (Met)	.95
6SA7GT/G	1.10
6SC7 (Met)	1.25
6SD7GT	1.25
6SF5 (Met)	.95
6SF5GT	.95
6SJ7 (Met)	1.05
6SJ7GT	1.05
6SK7 (Met)	.95
6SK7GT/G	1.05
6SQ7 (Met)	.95
6SQ7GT/G	1.05
6SR7 (Met)	1.05
6T7G	1.25
6U5/6G5	1.25
6U6GT	1.25

Type	List Price
6U7G	$ .95
6V6GT/G	1.05
6V7G	1.25
6W7G	1.55
6X5GT/G	.95
6Y5 (Maj)	2.30
6Y6G	1.55
6Y7G	1.55
6Z5 (Maj)	2.30
6ZY5G	1.25
7A4 (Lock-In)	1.25
7A5 (Lock-In)	1.25
7A6 (Lock-In)	1.25
7A7 (Lock-In)	1.25
7A8 (Lock-In)	1.25
7B4 (Lock-In)	1.25
7B5 (Lock-In)	1.25
7B6 (Lock-In)	1.25
7B7 (Lock-In)	1.25
7B8 (Lock-In)	1.25
7C5 (Lock-In)	1.25
7C6 (Lock-In)	1.25
7C7 (Lock-In)	1.25
7E6 (Lock-In)	1.25
7E7 (Lock-In)	1.55
7F7 (Lock-In)	1.55
7G7/1232 (Lock-In)	1.90
7H7 (Lock-In)	1.90
7J7 (Lock-In)	1.90
7L7 (Lock-In)	1.90
7N7 (Lock-In)	1.90
7Q7 (Lock-In)	1.25
7S7 (Lock-In)	1.90
7V7 (Lock-In)	2.30
7Y4 (Lock-In)	1.25
10	2.80
12A	.95
12A5	2.30
12A7	1.90
12A8G	1.25
12A8GT	.95
12C8 (Met)	1.90
12F5GT	.95
12J5GT	.95
12J7GT	1.05
12K7G	1.25
12K7GT	.95
12Q7G	1.25
12Q7GT	.85
12SA7 (Met)	.95
12SA7GT/G	1.25
12SC7 (Met)	1.25
12SF5GT	1.05
12SJ7 (Met)	1.05
12SJ7GT	1.05
12SK7 (Met)	.95
12SK7GT/G	1.05
12SQ7 (Met)	.95
12SQ7GT/G	1.05
12Z3	.95
14A4 (Lock-In)	1.90
14A7/12B7 (Lock-In)	1.90
14B6 (Lock-In)	1.55
14B8 (Lock-In)	1.90
14C5 (Lock-In)	1.90
14C7 (Lock-In)	1.90
14E6 (Lock-In)	1.90
14F7 (Lock-In)	1.90
14H7 (Lock-In)	1.90
14J7 (Lock-In)	1.90
14N7 (Lock-In)	1.90
14Q7 (Lock-In)	1.55
14Y4 (Lock-In)	1.90
15	1.90
18	1.90
19	1.25
20	2.80
22	2.30
24A	.85
24S (Maj)	2.30
25A6GT/G	1.05
25A7GT/G	1.55
25AC5G	1.55
25B6G	1.90
25B8GT	1.90
25C6G	1.90
25L6 (Met)	1.55

Type	List Price
25L6G	$1.25
25L6GT	1.05
25Z5	.95
25Z6GT/G	.95
26	.70
27	.65
27S (Maj)	2.30
30	.95
31	.95
32	1.25
32L7GT	1.90
33	1.25
34	1.25
35/51	.95
35A5 (Lock-In)	1.25
35L6GT/G	.95
35S/51S (Maj)	2.30
35Y4 (Lock-In)	1.55
35Z3 (Lock-In)	1.25
35Z4GT	.75
35Z5GT/G	.80
36	.95
37	.80
38	1.05
39/44	.95
40Z5/45Z5GT	1.05
41	.80
42	.80
43	1.05
45	.75
46	1.05
47	1.05
48	2.80
49	1.25
50	2.30
50A5 (Lock-In)	1.90
50L6GT	1.05
50Y6GT/G	1.05
50Z7G	1.25
53	1.55
55	1.05
55S (Maj)	2.30
56	.75
56AS (Maj)	2.30
56S (Maj)	2.30
57	.85
57AS (Maj)	2.30
57S (Maj)	2.30
58	.85
58AS (Maj)	2.30
58S (Maj)	2.30
59	1.55
70L7GT	1.90
71A	.85
75	.80
75S (Maj)	2.30
76	.85
77	.85
78	.85
79	1.55
80	.65
81	1.90
82	1.25
83	1.25
83V	1.90
84/6Z4	1.05
85	.85
85AS (Maj)	2.30
89	.95
99	2.80
117L7GT/117M7GT	2.30
117N7GT	2.30
117Z6GT/G	1.55
182B/482B	1.90
183/483	1.90
485	1.90
950	1.90
VR90-30 ("G")	2.30
VR105-30 ("G")	2.30
VR150-30 ("G")	2.30
XXD (Lock-In)	1.55
XXL (Lock-In)	1.55

Copyright 1942, by U. C. P., Inc.

(OVER)

Copyright by U. C. P., Inc.

Sylvania Panel Lamps

A complete line of Sylvania Panel Lamps is now made available. These Sylvania lamps are especially designed for radio dials, tuning meters, flash-tuning arrangements and the like, but a market will also be found for some of the types in flash-lights, parking lights, auto panel boards, pin ball machines, and wherever a miniature lamp of this style is required.

The early types of panel lamps were used primarily as on-or-off indicators in radio receivers. Present day panel lamps must be constructed to withstand speaker vibrations, have noise free operation, current drain within the required limit (particularly when used in ac-dc receivers and battery receivers), and to provide shadowless illumination. The Sylvania line of radio panel lamps have been constructed for all these requirements.

The replacement of panel lamps **should** be made with lamps having the same type number. This is particularly true in tuning meters, battery, and AC-DC receiver replacements. The filament wires of all standard panel lamps are mounted through a small colored glass bead located above the bulb press. If the markings on the lamp to be replaced are not legible, the bead color may be used as identification, provided voltage supply is known.

Sylvania type S47 is the same as other lamps marked 40A. Lamps marked 49A may be replaced with Sylvania type S49. Type S292 is mainly for use in 2.5 volt receivers where the line voltage is high, and regular 2.5 volt lamps will not stand up.

It is recommended that complete replacement of panel lamps be made on a receiver at one time. Additional profit and a satisfied customer will be the result. The average life of panel lamps is considerable, but unpredictable, because of varying applications and conditions. Therefore, because of the low unit cost, complete replacement is recommended whenever convenient.

Hygrade Sylvania Corporation manufactures a complete line of Sylvania Radio Tubes and Hygrade Lamp Bulbs. Over thirty-five years of Lamp Bulb and Radio Tube manufacturing and merchandising experience has earned Hygrade Sylvania Corporation a prominent and enviable position in these fields. For information regarding Sylvania Radio Tubes, and Sylvania Panel Lamps, we invite you to write to Hygrade Sylvania Corporation, Emporium, Pa.

SYLVANIA RADIO TUBE DIVISION

Hygrade Sylvania
CORPORATION

EMPORIUM, PENNA.

St. Marys, Pa. New York, N. Y. Salem, Mass.

Sylvania

REG. U. S. PAT. OFF.

PANEL LAMPS

Fully Licensed as indicated on carton

Type No.	Code Word	Filament		Bulb Style	Type of Base	Bead Color	List Price	
		Volts	Ampere				Each	Carton of 10
S40	Peach	6–8	0.15	T–3¼	Screw	Brown	$0.09	$0.90
S41	Pear	2.5	0.50	T–3¼	Screw	White	.09	.90
S42	Plum	3.2	0.35	T–3¼	Screw	Green	.12	1.20
S43	Prune	2.5	0.50	T–3¼	Bayonet	White	.09	.90
S44	Pome	6–8	0.25	T–3¼	Bayonet	Blue	.09	.90
S45	Pine	3.2	0.35	T–3¼	Bayonet	White	.12	1.20
S46	Perch	6–8	0.25	T–3¼	Screw	Blue	.09	.90
***S47**	Pick	6–8	0.15	T–3¼	Bayonet	Brown	.09	.90
S48	Page	2.0	0.06	T–3¼	Screw	Pink	.15	1.50
***S49**	Port	2.0	0.06	T–3¼	Bayonet	Pink	.15	1.50
S50	Pat	6–8	0.20	G–3½	Screw	White	.10	1.00
S51	Pup	6–8	0.20	G–3½	Bayonet	White	.07	.70
S55	Purr	6–8	0.40	G–4½	Bayonet	White	.07	.70
S292	Past	2.9	0.17	T–3¼	Screw	White	.12	1.20
S292A	Pantry	2.9	0.17	T–3¼	Bayonet	White	.12	1.20
S1455	Parlor	18.0	0.25	G–5	Screw	Brown	.10	1.00
S1455A	Prayer	18.0	0.25	G–5	Bayonet	Brown	**.10**	**1.00**

*Sylvania Types S47 and S49 are interchangeable with Types 40A and 49A respectively, in any other brand.

ILLUSTRATIONS AND DIMENSIONS

(Actual Sizes)

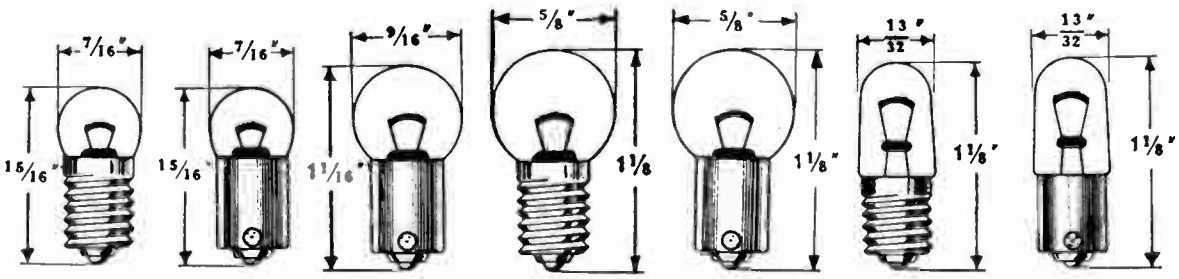

DISCOUNTS TO DEALERS AND SERVICEMEN

Sylvania Panel Lamps are packed in cartons of ten (10) of a type. Cartons (of 10 lamps each) will not be broken.

1 to 9 Cartons (10 to 90 Lamps) . . . . . 40% from List Prices
10 to 19 Cartons (100 to 190 Lamps) . . . . . 40-10% from List Prices
20 or more Cartons (200 or more Lamps) . . . . . 50% from List Prices

Cartons May Be Assorted to Obtain Quantity Prices.

SYLVANIA SALES AND SERVICE HELPS

SYLVANIA "STOCK BOY" CABINETS
FOR TUBES AND SERVICE PARTS

Ask Your Jobber how to get these Attractive Cabinets

For neat and handy storage of tubes and parts the cabinet on the right has everything—space for over 250 tubes; a drawer of 21 compartments; another with 4 compartments. All-steel, 59½" high, 22" wide, 12" deep. The folding cabinet below holds 240 tubes; is 18" high, 21¾" wide and 11½" deep when closed. See your Sylvania jobber about getting one of these cabinets at a big saving . . . today.

Floor Model

FOLDING STYLE

← Closed

Open ↓

SYLVANIA SHOPCOAT
for Neat Shop Appearance and Clothing Protection

A well tailored, practical garment made of serviceable double strength, herringbone weave, dungaree cloth in a green and white mix giving a tweed effect. Roomy pockets with extra strong seams. Special button arrangement allows tails to be buttoned to front offering added pants protection. Made in five popular sizes. 36, 38, 40, 42, 44, each $1.95

3 x 5 CARD FILE
for Systematic Record Control

Handsome, sturdy, completely enclosed card file made of 22-gauge steel, finished in olive green. Just the thing for filing Sylvania job record cards. Card guide and complete set of index cards for filing alphabetically by month or by day, (numbered 1 to 31) are included with each case. Dimensions 5⅞" wide x 3¾" high x 12" long.

CAPACITY—1000 standard, 3 x 5 cards, price $1.50

203

A SYLVANIA SERVICE KIT
for Convenience and Professional Appearance

A high grade, sturdy specially designed kit for radio service men made with black leatherette covering, chrome fittings, reinforced corners. Handy tool tray lifts out for added accessibility. Offered in two sizes as follows:

ITEM No. 203—(Illustrated) Inside dimensions 10" x 17" x 7", each $3.00

ITEM No. 203A—Inside dimensions 14" x 22" x 8", with extra inside cover compartment, each . . . 5.00

SALES AND SERVICE FORMS

223

The new 3 in 1 form illustrated above is Sylvania's contribution to simple and easy handling of business transactions. It combines invoice, guarantee, job record card and sales promoting follow-up card. Original form on standard weight bond paper while duplicate is on card stock for filing and mailing.

ITEM No. 223—Size 5" x 6" with name imprinted.

100 sets	$1.50
250 sets	2.50
500 sets	4.00

New Job Record Card including guarantee, set-owner's warranty and customer's receipt all on one card with perforations for separating.

ITEM No. 212—Imprinted with your name.

100	$1.00
250	1.75
500	3.00


212

BOOK MATCHES

Offered in two sizes with your name imprinted on outside cover.

ITEM No. 107—(Regular Size 1½" x 2")

ITEM No. 107A—(Midget Size 1⅛" x 1½")

107

107-A

Charge imprinted—1000 . . . $3.25 2500 . . . $7.50 5000 . . . $14.90

NOTE—1000 Books, f.o.b. shipping point. 2500 Books or more, f.o.b. destination.

Illustrated above are but a few of the many Sales Promotion and Technical Helps available to Sylvania Retailers

Write us or ask our Sales Representative for full details on the complete Sylvania Promotion Setup

SYLVANIA SALES AND SERVICE HELPS

AUTHORIZED DEALER WINDOW DECALCOMANIA

A window transparency lithographed in attractive colors, for transferring to your window or door.

ITEM No. 1 . . . . . FREE

OUTDOOR SERVICE SIGN

With or Without Attachable Name Plate

The new Sylvania Flange Sign is weatherproof, baked enamel on heavyweight sheet metal. Wide flange has five holes for sturdy mounting to building. Size of sign, 16¼" x 11¾". Addition of name plate hanger makes overall height of 16". Lettering done in pleasing Sylvania green on white background.

ITEM No. 3—Flange Sign only $0.25
IMPRINTED DEALER'S NAME PLATE 1.00

TUBE AND SERVICE STICKERS

Gummed stickers for attaching to tubes or radio sets as reminders of your service.

ITEM No. 110—Tube stickers in rolls of 2000 imprinted, per roll . . . $1.00
ITEM No. 114—Tube stickers in rolls of 1000 without name, per roll . $0.25
ITEM No. 117—Service stickers imprinted.
Roll of 1000, per roll $1.25
Roll of 2000, per roll 2.00

PRINTED POSTAL CARDS FOR DIRECT MAIL ADVERTISING

Printed in bright colors (Red, Green, and Black) on Government 1c stamped postal cards, they are all ready to address and mail. We pay all the printing costs, including your imprint (name, address and 'phone number) and you get them in units of 100—25 of each—at only the postage cost, $1.00 per 100. Order enough to mail one of each kind to each of your customers.

ITEM No. 104—In lots of 100 with name imprinted $1.00

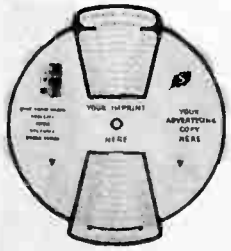

PROGRAM REMINDERS

An especially appropriate advertising novelty for radio dealers and service men. Space is provided for your customers to insert their favorite programs or station call letters opposite thirty time changes each day. Overall size 6¾"x 7½". Complete with name imprinted.

ITEM No. 119—100 . . . . . $2.50
250 . . . . . 4.50
500 . . . . . 7.50
1000 . . . . . 10.00

SYLVANIA ELECTRIC SIGN

With or Without Name Plate

A sturdy, metal frame, electric sign in green crackle-finish with chrome plated trim edges. Glass illuminated panel in green, black and white. Firm, flat base for standing on ledge or counter or can be hung on wall from adjustable chain. Size of sign 22½" x 8¾" x 3¾".

ITEM No. 7—Electric sign only $1.25
ITEM No. 7A—Imprinted dealer name plate 1.00

ELECTRIC CLOCK SIGN

An attractive hanging electric clock sign with illuminated dial and letters. Illuminated panel at top for dealer's name. Clock operates whether light is on or not. Size 13½" x 20" wide.

ITEM No. 10—Without dealer's name $5.00
With dealer's name 6.00

SYLVANIA DUMMY TUBE CARTONS

Reproductions of Sylvania Tube cartons in standard or giant size for window and counter display purposes.

ITEM No. 5—12 Standard size cartons . . . FREE
ITEM No. 5A—Giant size carton . . . . . FREE

SYLVANIA TECHNICAL BOOKS

202

208

218

211



220

ITEM No. 202—Technical Manual, each $0.35
ITEM No. 208—Service Hints Book . . . . . FREE
ITEM No. 218—Tube Complement Book, each $0.25
ITEM No. 211—Characteristics Sheet . . . . . FREE
ITEM No. 220—Technical Section Binder, each $1.00

Illustrated above are but a few of the many Sales Promotion and Technical Helps available to Sylvania Retailers

Write us or ask our Sales Representative for full details on the complete Sylvania Promotion Setup

FOR BETTER RECEPTION
RAYTHEON
RADIO TUBES

WORLD'S LARGEST EXCLUSIVE RADIO TUBE MANUFACTURERS

DEPENDABLE

Type No.	List Price
00A	$2.30
01A	.85
0A4G	1.90
0Z4	1.55
0Z4G	1.55
1A4P	1.55
1A4T	1.55
1A5GT/1A5G	1.05
1A6	1.25
1A7G	1.55
1A7GT	1.25
1B4/951	1.25
1B5/25S	1.25
1B7G	1.25
1C5G	1.55
1C5GT	1.25
1C6	1.25
1C7G	1.25
1D5GP	1.25
1D5GT	1.25
1D7G	1.55
1D8GT	1.90
1E4G	1.25
1E5GP	1.55
1E7G	2.30
1F4	1.25
1F5G	1.25
1F6	1.55
1F7GH	1.55
1G4G	1.25
1G4GT	1.05
1G5G	1.25
1G6G	1.55
1G6GT	1.55
1H4G	.95
1H5G	1.25
1H5GT	1.05
1H6G	1.25
1J5G	1.90
1J6G	1.25
1LA4	2.30
1LA6	2.30
1LB4	2.30
1LH4	2.30
1LN5	2.30
1N5G	1.55
1N5GT	1.25
1N6G	1.25
1P5GT	1.55
1Q5GT/1Q5G	1.55
1R5	1.55
1S4	1.55
1S5	1.55
1T4	1.55
1T5GT	1.55
1V	.95
2A3	1.90
2A4G	2.30
2A5	.95
2A6	.95
2A7	1.05
2B7	1.25
2E5	1.25
3A8GT	2.30
3Q5GT/3Q5G	1.55
3S4	1.55

Type No.	List Price
4A6G	$2.15
5T4	1.90
5U4G	.95
5V4G	1.55
5W4	1.05
5W4GT/5W4G	.85
5X4G	1.05
5Y3G	.65
5Y3GT	.65
5Y4G	.70
5Z3	1.05
5Z4	1.25
5Z4MG	Use 5Z4
6A3	1.90
6A4/LA	1.55
6A5G	2.80
6A6	1.55
6A7	.95
6A8	1.25
6A8G	.95
6A8GT	.95
6AB5/6N5	1.55
6AC5G	1.25
6AC5GT	1.05
6AD6G	1.55
6AD7G	1.55
6AE5G	1.65
6AE5GT	1.25
6AE6G	1.25
6AE7GT	1.25
6AF5G	1.25
6AF6G	1.55
6B4G	1.90
6B5	1.90
6B6G	1.05
6B7	1.25
6B8	1.90
6B8G	1.25
6C5	1.05
6C5G	.95
6C5GT	.95
6C6	.95
6C8G	1.55
6D6	.95
6D8G	1.55
6E5	1.05
6E6	1.90
6F5	1.05
6F5G	1.05
6F5GT	.95
6F6	1.05
6F6G	.85
6F7	1.55
6F8G	1.25
6G6G	1.25
6H4GT	1.90
6H6	1.05
6H6G	1.05
6H6GT	1.05
6J5	.85
6J5GT/6J5G	.85
6J7	1.25
6J7G	1.05
6J7GT	1.05
6J8G	1.55
6K5G	1.05

Type No.	List Price
6K6GT/6K6G	$ .95
6K7	1.05
6K7G	1.05
6K7GT	.95
6K8	1.25
6K8G	1.25
6K8GT	1.25
6L5G	1.05
6L6	1.90
6L6G	1.90
6L7	1.55
6L7G	1.55
6N6G	2.30
6N7	1.55
6N7G	1.55
6P5G	.80
6P5GT	.75
6P7G	2.30
6Q7	1.25
6Q7G	.85
6Q7GT	.85
6R7	1.55
6R7G	1.05
6R7GT	.85
6S7	1.55
6S7G	1.55
6SA7	.95
6SA7GT/6SA7G	1.05
6SC7	1.25
6SD7GT	1.25
6SF5	.95
6SF5GT	.95
6SF7	1.25
6SG7	1.25
6SJ7	1.05
6SJ7GT	1.05
6SK7	.95
6SK7GT/6SK7G	1.05
6SQ7	.95
6SQ7GT/6SQ7G	1.05
6SR7	1.05
6T7G	1.25
6U5/6G5	1.25
6U6GT	1.25
6U7G	.95
6V6	1.90
6V6GT/6V6G	1.05
6V7G	1.25
6W5G	1.90
6W7G	1.55
6X5	1.55
6X5GT/6X5G	.95
6Y6G	1.55
6Y7G	1.55
6Z7G	1.90
6ZY5G	1.25
7A4	1.25
7A5	1.25
7A6	1.25
7A7	1.25
7A8	1.25
7B4	1.25
7B5	1.25
7B6	1.25
7B7	1.25
7B8	1.25

Type No.	List Price
7C5	$1.25
7C6	1.25
7C7	1.25
7E6	1.25
7E7	1.55
7F7	1.55
7G7/1232	1.90
7H7	1.90
7J7	1.90
7L7	1.90
7N7	1.90
7Q7	1.25
7R7	1.90
7Y4	1.25
10	2.80
12A	.95
12A5	2.30
12A7	1.90
12A8GT	.95
12B7	Use 14A7/12B7
12B8GT	1.55
12C8	1.90
12F5GT	.95
12J5GT	.95
12J7GT	1.05
12K7GT	.95
12K8GT	1.25
12Q7GT	.85
12SA7	.95
12SA7GT/12SA7G	1.25
12SC7	1.25
12SF5	1.05
12SF5GT	1.05
12SJ7	1.05
12SJ7GT	1.05
12SK7	.95
12SK7GT/12SK7G	1.05
12SQ7	.95
12SQ7GT/12SQ7G	1.05
12SR7	1.25
12Z3	.95
14A7/12B7	1.90
14H7	1.90
15	1.90
19	1.25
20	2.80
22	2.30
24A	.85
25A6	1.90
25A6G	1.05
25A6GT	1.05
25A7G	1.55
25A7GT	1.55
25AC5G	1.55
25AC5GT	1.55
25B6G	1.90
25B8GT	1.90
25C6G	1.90
25L6	1.55
25L6GT/25L6G	1.05
25Y5	2.30
25Z5	.95
25Z6	1.25
25Z6GT/25Z6G	.95
26	.70

Type No.	List Price
27	$ .65
30	.95
31	.95
32	1.25
32L7GT	1.90
33	1.25
34	1.25
35/51	.95
35A5	1.25
35L6GT/35L6G	.95
35Z3	1.25
35Z4GT	.75
35Z5GT/35Z5G	.80
35Z6G	1.25
36	.95
37	.80
38	1.05
39/44	.95
40	1.55
41	.80
42	.80
43	1.05
45	.75
45Z5GT	1.05
46	1.05
47	1.05
48	2.80
49	1.25
50	2.30
50C6G	1.90
50L6GT	1.05
50Y6GT/50Y6G	1.05
50Z7G	1.25
52	2.80
53	1.55
55	1.05
56	.75
57	.85
58	.85
59	1.55
70A7GT	2.30
70L7GT	1.90
71A	.85
75	.80
76	.85
77	.85
78	.85
79	1.55
80	.65
81	1.90
82	1.25
83	1.25
83V	1.90
84/6Z4	1.05
85	.85
89	.95
V-99	2.80
X-99	2.80
117L7GT/117M7GT	2.30
117N7GT	2.30
117Z6GT	1.55
950	1.90
1232	Use 7G7/1232
XXD	1.55
XXL	1.55

Prices Subject to Change Without Notice

Copyright by U. C. P., Inc.

ASK FOR CONFIDENTIAL DISCOUNTS

DEPENDABLE RAYTHEON QUALITY

SPECIAL TYPE TUBES

MAJESTIC TYPES

Type No.	List Price	Type No.	List Price
2A7S	$2.30	24S	$2.30
2B7S	2.30	27S	2.30
2S/4S	2.30	35S/51S	2.30
2Z2/G84	2.30	55S	2.30
6A7S	2.30	56AS	2.30
6B7S	2.30	56S	2.30
6C7	2.30	57AS	2.30
6D7	2.30	57S	2.30
6E7	2.30	58AS	2.30
6F7S	2.30	58S	2.30
6Y5	2.30	75S	2.30
6Z5	2.30	85AS	2.30

SPARTON TYPES

Type No.	List Price
182B/482B	$1.90
183/483	1.90

SPECIAL RECTIFIERS

BA	$6.55
BH	3.70
BR	2.70

TELEVISION TYPES

2X2/879	$2.30
6AB7/1853	1.90
6AC7/1852	2.30
6AG7	2.30
6AL6G	6.80

VOLTAGE REGULATOR TYPES

VR-90	$2.30
VR-105	2.30
VR-150	2.30

RESISTOR TUBES

Type No.	List Price	Type No.	List Price
1A1	$1.25	L49D	$ .85
1B1	1.25	K55B	.85
42A	.85	K55C	.85
K42B	.85	K55D	.85
BK42B	.85		
L42B	.85	L55C	.85
L42C	.85	L55D	.85
49A	.85	M73B	.85
K49B	.85	165R	.85
K49C	.85	165R4	.85
K49CB } BK49C }	.85	185R	.85
K49D	.85	185R4	.85
L49B	.85	185R8	.85
L49C	.85	NB2	.85
		NB8	.85

SOUND SPECIAL TYPES

Type No.	List Price
SS-5U4G	$1.25
SS-5V4G	1.90
SS-5Y3G	.95
SS-6C5G	1.25
SS-6C8G	1.90
SS-6F6G	1.05
SS-6F8G	1.55
SS-6J7G	1.25
SS-6J7GT	1.25
SS-6K6G	1.25
SS-6L6G	2.30
SS-6L7G	1.90
SS-6N6G	2.80
SS-6N7G	1.90
SS-6V6G	1.55
SS-6X5G	1.25
SS-83	1.55

RAYTHEON DEPENDABLE MINIATURE LAMPS

Lamp No.	Volts	Amps.	Type of Base	Approx. Candle Power	Bead Color	List Price Per Unit Pkg. of 10
REGULAR PANEL TYPES						
R40	6–8	0.15	Miniature Screw	0.5	Brown	$0.90
R40A	6–8	0.15	" Bayonet	0.5	Brown	0.90
R41	2.5	0.50	" Screw	0.5	White	0.90
R42	3.2	0.50	" Screw	0.75	Green	1.20
R43	2.5	0.50	" Bayonet	0.5	White	0.90
R44	6–8	0.25	" Bayonet	0.8	Blue	0.90
R45	3.2	0.50	" Bayonet	0.75	Green	1.20
R46	6–8	0.25	" Screw	0.8	Blue	0.90
R48	2.0	0.06	" Screw	0.03	Pink	1.50
R49	2.0	0.06	" Bayonet	0.03	Pink	1.50
R49A	2.1	0.12	" Bayonet	0.07	White	1.80
R50	6–8	0.20	" Screw	1.0	White	1.00
R292	2.9	0.17	" Screw	0.3	White	1.20
R292A	2.9	0.17	" Bayonet	0.3	White	1.20
AUTOMOTIVE TYPES						
R51	6–8	0.20	Miniature Bayonet	1.0	White	$0.70
R55	6–8	0.40	" Bayonet	1.5	White	0.70

Raytheon Dependable Panel Lamps are of the highest quality and are designed especially to meet the requirements of the replacement market.

The color of the bead inside the lamp bulb may be used to identify the more common Raytheon types. This information is shown in the column headed "Bead Color."

Raytheon Miniature Lamps are packed in unit boxes of ten (10) of a type.

All orders for these lamps must be for unit quantities, or multiples, of each type.

Ask your Raytheon Jobber for the new Dealer and Service Helps folder picturing all current Raytheon display material and other selling aids.

Prices Subject To Change Without Notice

ASK FOR CONFIDENTIAL DISCOUNTS

Copyright by U. C. P., Inc.



TUNG-SOL
RADIO TUBES

PRICE LIST — FEBRUARY, 1941 — REPRINTED MARCH 1, 1942

Type No.	Description	List Price
00A	Triode Detector	$2.30
01A	Triode Amplifier	.85
0Z4 Met	Cold Cathode Full-Wave Rectifier	1.55
0Z4G	Cold Cathode Full-Wave Rectifier	1.55
1A4P	Remote Cut-Off Pentode Amplifier	1.55
1A5G	Power Pentode	1.55
1A5GT/G	Power Pentode	1.05
1A6	Pentagrid Converter	1.25
1A7G	Pentagrid Converter	1.55
1A7GT	Pentagrid Converter	1.25
1B4P	RF Pentode Amplifier	1.25
1B5/25S	Duo-Diode Triode Amplifier	1.25
1B7G	Pentagrid Converter	1.25
1C5G	Power Pentode	1.55
1C5GT/G	Power Pentode	1.25
1C6	Pentagrid Converter	1.25
1C7G	Pentagrid Converter	1.25
1D5GP	Remote Cut-Off Pentode Amplifier	1.25
1D7G	Pentagrid Converter	1.55
1D8GT	Diode-Triode Power Pentode	1.90
1E4G	Triode Amplifier	1.25
1E5GP	RF Pentode Amplifier	1.55
1E7G	Twin Power Pentodes	2.30
1F4	Power Pentode	1.25
1F5G	Power Pentode	1.25
1F6	Duo-Diode Pentode Amplifier	1.55
1F7GH	Duo-Diode Pentode Amplifier	1.55
1G4G	Triode Amplifier	1.25
1G4GT/G	Triode Amplifier	1.05
1G5G	Power Pentode	1.25
1G6G	Twin Power Triodes	1.55
1G6GT/G	Twin Power Triodes	1.55
1H4G	Triode Amplifier	.95
1H5G	Diode Triode Amplifier	1.25
1H5GT	Diode Triode Amplifier	1.05
1H6G	Duo-Diode Triode Amplifier	1.25
1J5G	Power Pentode	1.90
1J6G	Twin Power Triodes	1.25
1LA4 Loc	Power Pentode	2.30
1LA6 Loc	Pentagrid Converter	2.30
1LB4 Loc	Power Pentode	2.30
1LC6 Loc	Diode-Triode Amplifier	2.30
1LC5 Loc	RF Pentode	2.30
1LD5 Loc	Diode-Pentode Amplifier	2.30
1LE3 Loc	General Purpose Triode	1.90
1LH4 Loc	Diode-Triode Amplifier	2.30
1LN5 Loc	RF Triple Grid Amplifier	2.30
1N5G	RF Pentode Amplifier	1.55
1N5GT	RF Pentode Amplifier	1.25
1N6G	Diode-Power Triode	1.25
1P5G	Remote Cut-Off Triple-Grid Amplifier	1.55
1P5GT	Remote Cut-Off Triple-Grid Amplifier	1.55
1Q5G	Beam Power Tube	1.55
1Q5GT/G	Beam Power Tube	1.55
1R5	Pentagrid Converter (miniature type)	1.55
1S4	Pentode Power Amplifier (miniature type)	1.55
1S5	Diode Pentode Amplifier (miniature type)	1.55
1SA6GT	R.F. Pentode	1.55
1SB6GT	Diode Pentode Amplifier	1.55
1T4	Diode Pentode Amplifier (miniature type)	1.55
1T5GT	Beam Power Tube	1.55
1V	Half-Wave Rectifier	.95
2A3	Power Triode	1.90
2A4G	Argon Filled Thyratron	2.30
2A5	Power Pentode	.95
2A6	Duo-Diode High-Mu Triode Amplifier	.95
2A7	Pentagrid Converter	1.05
2B7	Duo-Diode Pentode Amplifier	1.25
2E5	Electron Ray Tube	1.25
2G5	Electron Ray Tube	1.55
3A8GT	Diode Triode Pentode Amplifier	2.30
3B5GT	Beam Power Amplifier	1.55
3Q5GT/G	Beam Power Tube	1.55
3S4	Pentode Power Amplifier (miniature type)	1.55
5T4 Met	Full-Wave Rectifier	1.90
5U4G	Full-Wave Rectifier	.95
5V4G	Full-Wave Rectifier	1.55
5W4 Met	Full-Wave Rectifier	1.05
5W4G	Full-Wave Rectifier	1.05
5W4GT/G	Full-Wave Rectifier	.85
5X4G	Full-Wave Rectifier	1.05
5Y3G	Full-Wave Rectifier	.65
5Y4G	Full-Wave Rectifier	.70
5Z3	Full-Wave Rectifier	1.05
5Z4 Met	Full-Wave Rectifier	1.25
6A3	Power Triode	1.90
6A4/LA	Power Pentode	1.55
6A5G	Power Triode	2.80
6A6	Twin Power Triodes	1.55
6A7	Pentagrid Converter	.95
6A8 Met	Pentagrid Converter	1.25
6A8G	Pentagrid Converter	.95
6A8GT	Pentagrid Converter	.95
6AB5/6N5	Electron Ray Tube	1.55
6AC5G	Power Triode	1.25
6AC5GT/G	Power Triode	1.05
6AC7/1852	Television Amplifier Pentode	2.30
6AD6G	Electron Ray Tube	1.55
6AD7G	Triode-Pentode Power Amplifier	1.55
6AE5GT/G	Single Grid Twin Plate Control Tube	$1.25
6AE6G	Triode Amplifier	1.25
6AF5G	Triode Amplifier	1.25
6AF6G	Electron Ray Tube	1.55
6B4G	Power Triode	1.90
6B5	Dynamic Coupled Triodes	1.90
6B7	Duo-Diode Pentode Amplifier	1.25
6B8 Met	Duo-Diode Pentode Amplifier	1.90
6B8G	Duo-Diode Pentode Amplifier	1.25
6B8GT	Duo-Diode Pentode Amplifier	1.25
6C5 Met	Triode Amplifier	1.05
6C5G	Triode Amplifier	.95
6C5GT/G	Triode Amplifier	.95
6C6	RF Triple Grid Amplifier	.95
6C7	Duo-Diode Triode Amplifier	2.30
6C8G	Twin Triodes Amplifier	1.55
6D6	Remote Cut-Off Triple Grid Amplifier	.95
6D8G	Pentagrid Converter	1.55
6E5	Electron Ray Tube	1.05
6E6	Twin Power Triodes	1.90
6E7	Remote Cut-Off Triple Grid Amplifier	2.30
6F5 Met	High-Mu Triode Amplifier	1.05
6F5G	High-Mu Triode Amplifier	1.05
6F5GT	High-Mu Triode Amplifier	.95
6F6 Met	Power Pentode	1.05
6F6G	Power Pentode	.85
6F7	Triode Pentode Amplifier	1.55
6F8G	Twin Triode Amplifiers	1.25
6G6G	Power Pentode	1.25
6H4GT/G	Single Diode Rectifier	1.90
6H6 Met	Twin Diode Rectifier	1.05
6H6G	Twin Diode Rectifier	1.05
6H6GT	Twin Diode Rectifier	1.05
6J5 Met	Triode Amplifier	.85
6J5G	Triode Amplifier	.95
6J5GT/G	Triode Amplifier	.85
6J7 Met	RF Triple Grid Amplifier	1.25
6J7G	RF Triple Grid Amplifier	1.05
6J7GT	RF Triple Grid Amplifier	1.05
6J8G	Triode Heptode Converter	1.55
6K5G	High-Mu Triode Amplifier	1.05
6K6G	Power Pentode	1.05
6K6GT/G	Power Pentode	.95
6K7 Met	Remote Cut-Off Triple Grid Amplifier	1.05
6K7G	Remote Cut-Off Triple Grid Amplifier	1.05
6K7GT	Remote Cut-Off Triple Grid Amplifier	.95
6K8 Met	Triode Hexode Converter	1.25
6K8G	Triode Hexode Converter	1.25
6K8GT	Triode Hexode Converter	1.25
6L5G	Triode Amplifier	1.05
6L6 Met	Beam Power Tube	1.90
6L6G	Beam Power Tube	1.90
6L7 Met	Pentagrid Mixer	1.55
6L7G	Pentagrid Mixer	1.55
6N6G	Dynamic Coupled Triodes	2.30
6N7 Met	Twin Power Triodes	1.55
6N7G	Twin Power Triodes	1.55
6P5GT/G	Triode Amplifier	.75
6P7G	Triode Pentode Amplifier	2.30
6Q7 Met	Duo-Diode High-Mu Triode Amplifier	1.25
6Q7G	Duo-Diode High-Mu Amplifier	.85
6Q7GT	Duo-Diode High-Mu Triode Amplifier	.85
6R7 Met	Duo-Diode Triode Amplifier	1.55
6R7G	Duo-Diode Triode Amplifier	1.05
6R7GT	Duo-Diode Triode Amplifier	.85
6S7 Met	Remote Cut-Off Triple Grid Amplifier	1.55
6S7G	Remote Cut-Off Triple Grid Amplifier	1.55
6SA7 Met	Pentagrid Converter	.95
6SA7GT/G	Pentagrid Converter	1.05
6SC7 Met	Twin Triodes Amplifier	1.25
6SD7GT	Semi-Remote Cut-Off Triple Grid Amplifier	1.25
6SF5 Met	High-Mu Triode Amplifier	.95
6SF5GT	High-Mu Triode Amplifier	.95
6SG7	Semi-Remote Cut-Off Triple Grid	1.25
6SJ7 Met	RF Triple Grid Amplifier	1.05
6SJ7GT	RF Triple Grid Amplifier	1.05
6SK7 Met	Remote Cut-Off Triple Grid Amplifier	.95
6SK7GT/G	Remote Cut-Off Triple Grid Amplifier	1.05
6SQ7 Met	Duo-Diode High-Mu Triode Amplifier	.95
6SQ7GT/G	Duo-Diode High-Mu Triode Amplifier	1.05
6SR7 Met	Duo-Diode Triode Amplifier	1.05
6SS7	Remote Cut-Off Triple Grid	.95
6T7G/6Q6G	Duo-Diode High-Mu Triode Amplifier	1.25
6U5/6G5	Electron Ray Tube	1.25
6U6GT	Beam Power Tube	1.25
6U7G	Remote Cut-Off Triple Grid Amplifier	.95
6V6 Met	Beam Power Tube	1.90
6V6G	Beam Power Tube	1.25
6V6GT/G	Beam Power Tube	1.05
6V7G	Duo-Diode Triode Amplifier	1.25
6W5G	Full-Wave Rectifier	1.90
6W7G	RF Triple Grid Amplifier	1.55
6X5 Met	Full-Wave Rectifier	1.55
6X5G	Full-Wave Rectifier	1.05
6X5GT/G	Full-Wave Rectifier	.95
6Y5S	Full-Wave Rectifier	2.30
6Y6G	Beam Power Tube	1.55
6Y7G	Twin Power Triodes	1.55
6Z5	Full-Wave Rectifier	2.30

Copyright by U. C. P., Inc.



TUNG-SOL
RADIO TUBES

Type No.	Description	List Price
6Z7G	Twin Power Triodes	$1.90
6ZY5G	Full-Wave Rectifier	1.25
7A4 Loc	Triode Amplifier	1.25
7A5 Loc	Beam Power Tube	1.25
7A6 Loc	Twin Diode Rectifier	1.25
7A7 Loc	Remote Cut-Off Triple Grid Amplifier	1.25
7A8 Loc	Octode Converter	1.25
7B4 Loc	High-Mu Triode	1.25
7B5 Loc	Power Pentode	1.25
7B6 Loc	Duo-Diode High-Mu Triode Amplifier	1.25
7B7 Loc	Remote Cut-Off RF Triple Grid Amplifier	1.25
7B8 Loc	Pentagrid Converter	1.25
7C5 Loc	Beam Power Tube	1.25
7C6 Loc	Power Triode	1.25
7C7 Loc	RF Triple Grid Amplifier	1.25
7E6 Loc	Duo-Diode Triode Amplifier	1.25
7E7 Loc	Duo-Diode Pentode Amplifier	1.55
7F7 Loc	Twin Triodes Amplifier	1.55
7G7/1232 Loc	Triple Grid Amplifier	1.90
7H7 Loc	Semi-Remote Cut-Off Triple Grid Amplifier	1.90
7J7 Loc	Triode Heptode Converter	1.90
7N7 Loc	Twin Triode Amplifier	1.90
7L7 Loc	RF Triple Grid Amplifier	1.90
7Q7 Loc	Pentagrid Converter	1.25
7V7 Loc	RF Pentode	2.30
7Y4 Loc	Duo-Diode High-Mu Triode Amplifier	1.25
10	Full-Wave Rectifier	2.80
12A	Triode Amplifier	.95
12A5	Power Pentode	2.30
12A7	Power Pentode Half-Wave Rectifier	1.90
12A8GT	Pentagrid Converter	.95
12B8GT	Triode-Remote Cut-Off Pentode Amplifier	1.55
12C8 Met	Duplex-Diode Pentode Amplifier	1.90
12E5GT	Triode Amplifier	1.55
12F5GT	High-Mu Triode Amplifier	.95
12J5GT	Triode Amplifier	.95
12J7GT	RF Triple Grid Amplifier	1.05
12K7GT	Remote Cut-Off Triple Amplifier	.95
12K8GT	Triode Hexode Converter	1.25
12Q7GT	Duo-Diode High-Mu Triode Amplifier	.85
12SA7 Met	Pentagrid Converter	.95
12SA7GT/G	Pentagrid Converter	1.25
12SC7 Met	Twin Triodes Amplifier	1.25
12SF5 Met	High-Mu Triode Amplifier	1.05
12SF5GT	High-Mu Triode Amplifier	1.05
12SG7	Semi-Remote Cut-Off Triple Grid	1.25
12SJ7 Met	RF Triple Grid Amplifier	1.05
12SJ7GT	RF Triple Grid Amplifier	1.05
12SK7 Met	Remote Cut-Off Triple Grid Amplifier	.95
12SK7GT/G	Remote Cut-Off Triple Grid Amplifier	1.05
12SQ7 Met	Duo-Diode High-Mu Triode Amplifier	.95
12SQ7GT/G	Duo-Diode High-Mu Triode Amplifier	1.05
12Z3	Half-Wave Rectifier	.95
14A7/12B7 Loc	Remote Cut-Off Triple Grid Amplifier	1.90
14C7 Loc	RF Triple Grid	1.90
14H7 Loc	Semi-Remote Cut-Off Triple Grid	1.90
14J7 Loc	Triode Hexode Converter	1.90
14Q7 Loc	Pentagrid Converter	1.55
14R7 Loc	Duo-Diode Pentode	1.90
15	RF Pentode Amplifier	1.90
19	Twin Power Triodes	1.25
20	Power Triode	2.80
22	RF Tetrode Amplifier	2.30
24	RF Tetrode Rectifier	.85
25A6 Met	Power Pentode	1.90
25A6G	Power Pentode	1.05
25A6GT/G	Power Pentode	1.05
25A7G	Power Pentode Half-Wave Rectifier	1.55
25A7GT/G	Power Pentode Half-Wave Rectifier	1.55
25AC5GT/G	Power Triode	1.55
25B5	Dynamic Coupled Triodes	2.30
25B6G	Power Pentode	1.90
25B8GT	Triode-Remote Cut-Off Pentode Amplifier	1.90
25C6G	Beam Power Tube	1.90
25D8GT	Diode Triode Pentode Amplifier	1.90
25L6 Met	Beam Power Tube	1.55
25L6G	Beam Power Tube	1.25
25L6GT/G	Beam Power Tube	1.05
25N6G	Dynamic Coupled Triodes	$2.30
25Z5	Full-Wave Rectifier Voltage Doubler	.95
25Z6 Met	Full-Wave Rectifier Voltage Doubler	1.25
25Z6G	Full-Wave Rectifier Voltage Doubler	.95
25Z6GT/G	Full-Wave Rectifier Voltage Doubler	.95
26	Triode Amplifier	.70
27	Triode Amplifier	.65
30	Triode Amplifier	.95
31	Power Triode	.95
32	RF Tetrode Amplifier	1.25
32L7GT	Beam Power Tube Half-Wave Rectifier	1.90
33	Power Pentode	1.25
34	Remote Cut-Off Pentode Amplifier	1.25
35	Remote Cut-Off Tetrode Amplifier	.95
35A5 Loc	Beam Power Tube	1.25
35L6GT/G	Beam Power Tube	.95
35Z3 Loc	Half-Wave Rectifier	1.25
35Z4GT	Half-Wave Rectifier	.75
35Z5GT/G	Half-Wave Tapped Heater Rectifier	.80
35Z6G	Twin-Diode High Vacuum Rectifier Voltage Doubler	1.25
36	RF Tetrode Amplifier	.95
37	Triode Amplifier	.80
38	Power Pentode	1.05
39/44	Remote Cut-Off Pentode Amplifier	.95
40	High-Mu Triode Amplifier	1.55
41	Power Pentode	.80
42	Power Pentode	.80
43	Power Pentode	1.05
45	Power Triode	.75
45Z3	Miniature Type Half-Way Rectifier	1.05
45Z5GT	Half-Wave Tapped Heater Rectifier	1.05
46	Dual Grid Power Tube	1.05
47	Power Pentode	1.05
48	Power Tetrode	2.80
49	Dual Grid Power Tube	1.25
50	Power Triode	2.30
50C6G	Beam Power Amplifier	1.90
50L6GT	Beam Power Tube	1.05
50Y6GT/G	Full-Wave Rectifier Voltage Doubler	1.05
50Z7G	Full-Wave Tapped Heater Rectifier	1.25
53	Twin Power Triodes	1.55
55	Duo-Diode Triode Amplifier	1.05
56	Triode Amplifier	.75
57	RF Triple Grid Amplifier	.85
58	Remote Cut-Off Triple Grid Amplifier	.85
59	Triple Grid Power Tube	1.55
70A7GT	Beam Power Tube Half-Wave Tapped Rectifier	2.30
70L7GT	Beam Power Tube Half-Wave Rectifier	1.90
71A	Power Triode	.85
75	Duo-Diode High-Mu Triode Amplifier	.80
76	Triode Amplifier	.85
77	RF Triple Grid Amplifier	.85
78	Remote Cut-Off Triple Grid Amplifier	.85
79	Twin Power Triodes	1.55
80	Full-Wave Rectifier	.65
81	Half-Wave Rectifier	1.90
82	Mercury Vapor Full-Wave Rectifier	1.25
83	Mercury Vapor Full-Wave Rectifier	1.25
83V	Full-Wave Rectifier	1.90
84/6Z4	Full-Wave Rectifier	1.05
85	Duo-Diode Triode Amplifier	.85
89	Triple Grid Power Tube	.95
99V	Triode Amplifier	2.80
99X	Triode Amplifier	2.80
117L7/M7GT	Beam Power Amplifier, Half-Wave Rectifier	2.30
117P7GT	Beam Power Amplifier, Half-Wave Rectifier	2.30
117Z4GT	Half-Wave Rectifier	1.55
117Z6GT/G	Full-Wave Rectifier Voltage Doubler	1.55
183	Power Triode	1.90
257	Power Pentode	2.80
485	Triode Amplifier	1.90
950	Power Pentode	1.90
XXD Loc	Twin Triodes	1.55
XXFM Loc	Duo-Diode Triode	1.90
XXL Loc	Triode	1.55

TUNG-SOL RADIO DIAL LAMPS

Lamp No.	Volts	Amperes	Approx. Candle-Power	Bead Color	Base	Bulb Type	List Price
40	6-8	0.15	0.5	Brown	Miniature Screw	T-3 ¼	.09
41	2.5	0.5	0.5	White	Miniature Screw	T-3 ¼	.09
42	3.2	0.35	0.75	Green	Miniature Screw	T-3 ¼	.12
43	2.5	0.5	0.5	White	Miniature Bayonet	T-3 ¼	.09
44	6-8	0.25	0.8	Blue	Miniature Bayonet	T-3 ¼	.09
45	3.2	0.5	0.75	Green	Miniature Bayonet	T-3 ¼	.12
46	6-8	0.25	0.8	Blue	Miniature Screw	T-3 ¼	.09
47	6.3	0.15	0.5	Brown	Miniature Bayonet	T-3 ¼	.09
48	2.0	0.06	....	Pink	Miniature Screw	T-3 ¼	.15
49	2.0	0.06	....	Pink	Miniature Bayonet	T-3 ¼	.15
50	6-8	0.2	1.0	White	Miniature Screw	G-3 ½	.10
51	6-8	0.2	1.0	White	Miniature Bayonet	G-3 ½	.07
55	6-8	0.4	1.5	White	Miniature Bayonet	G-4 ½	.07

Copyright by U. C. P., Inc.

Eight Out of Ten Developments Pioneered by ARCTURUS

Progress in A.C. radio tubes since 1927 has been based on ten fundamental developments. Eight out of the ten were pioneered by Arcturus. Seldom, if ever, in any field has a manufacturer so consistently and constructively pioneered. If you are interested in building your own standing, then you must handle products fundamentally right . . . tubes consistently superior . . . **Arcturus Tubes.**

1. **Standard-base A.C. Tube**
2. **Quick-Heater**
3. **Screen Grid**
4. **Variable-Mu**
5. **Suppressor Grid (Pentode, 2A5)**
6. **Coaxial Grid (Wunderlich)**
7. Emission Control Modulator (2A7)
8. Metal Tube
9. **"G" Tube**

Type	Description	Volts	List
01A	Triode Det. Amplifier	5.0	$ .85
0Z4	Dup. Dio. Gas Fill. Rec. F. W.	0.0	1.55
0Z4G	Dup. Dio. Gas-Filled Rect. F. Wave	0.0	1.55
1A4-P	Pent. R. F. Amp.	2.0	1.55
1A5G*	Pentode Power Amplifier	1.4	1.55
1A5GT	Pentode Power Amplifier	1.4	1.05
1A6	Hep. Osc.-Mod.	2.0	1.25
1A7G†	Pentagrid Converter	1.4	1.55
1A7GT	Pentagrid Converter	1.4	1.25
1B4/951	Pent. R. F. Amp.	2.0	1.25
1B5/25S	Duo-Dio. Trio. Det.	2.0	1.25
1C5G*	Pentode Power Amplifier	1.4	1.55
1C5GT	Pentode Power Amplifier	1.4	1.25
1C6	Hep. Osc.-Mod.	2.0	1.25
1C7G	Hep. Osc.-Mod.	2.0	1.25
1D5G-P	Super Con.-R. F. Pent.	2.0	1.25
1D7G	Hep. Osc. Mod.	2.0	1.55
1D8GT	Diode Triode Pentode	1.4	1.90
1E5G-P	R. F. Amplifier Pentode	2.0	1.55
1E7G	Dble. Pent. Power Amp.	2.0	2.30
1F4	Pent. Power Output	2.0	1.25
1F5G	Power Output	2.0	1.25
1F6	Dup. Diode Pentode	2.0	1.55
1F7G*	Duplex-Diode Pentode	2.0	1.55
1G4G*	Triode Voltage Amplifier	1.4	1.25
1G4GT	Triode Voltage Amplifier	1.4	1.05
1G5G	Pentode Power Amp.	2.0	1.25
1G6G*	Dup. Triode Ampl. cl. "B"	1.4	1.55
1G6GT	Duplex Triode-Ampl.-cl. "B"	1.4	1.55
1H4G	Detector-Amplifier	2.0	.95
1H5G†	Diode Triode Det. Amp.	1.4	1.25
1H5GT	Pentode Power Amplifier	2.0	1.05
1H6G	Amplifier-Class "A"	2.0	1.25
1J5G	Pentode Power Amplifier	2.0	1.90
1J6G	Amplifier-Class "B"	2.0	1.25
1LA4	Power Pentode	1.4	2.30
1LA6	Pentagrid Converter	1.4	2.30
1LB4	Power Output Pentode	1.4	2.30
1LC6	Pentode Converter	1.4	2.30
1LD5	Diode-Audio	1.4	2.30
1LE3	Triode Amplifier	1.4	1.90
1LH4	Diode-Triode Amplifier	1.4	2.30
1LN5	RF Triple Grid Amplifier	1.4	2.30
1N5G†	Pentode Det. Amp.	1.4	1.55
1N5GT	Pentode Det. Amp.	1.4	1.25
1P5GT	R. F. Pentode	1.4	1.55
1Q5G*	Pentode Power Amplifier	1.4	2.15
1Q5GT	Pentode Power Amplifier	1.4	1.55
1R5	Pentagrid Convertor	1.4	1.55
1S4	Power Output Pentode	1.4	1.55
1S5	Diode-Pentode	1.4	1.55
1T4	R. F. Pentode	1.4	1.55
1T5GT	Beam Power Amplifier	1.4	1.55
1V	Diode Half-Wave Rect.	6.3	.95
2A3	Tri. Amp. Cl. "A"-P.P. Bias	2.5	1.90
2A5	Pentode Amp.-Class "A"	2.5	.95
2A6	Dio. Trio. Amp.-Class "A"	2.5	.95
2A7	Hep. Osc.-Mod.	2.5	1.05
2B7	Dio.Pent.R.F.,I.F.,A.F.Amp.	2.5	1.25
3A8GT	Diode-Triode Pentode 2.8 or	1.4	2.75
3Q5GT	Beam Power Ampl. 2.8 or	1.4	1.55
5T4	Dup. Dio. Rect. Full Wave	5.0	1.90
5U4G	Full Wave Rectifier	5.0	.95
5V4G	Full Wave Rectifier	5.0	1.55
5W4	Full Wave Rectifier	5.0	1.05
5W4G	Full Wave Rectifier	5.0	.85
5W4GT	Full Wave Rectifier	5.0	.85
5X4G	Full Wave Rectifier	5.0	1.05
5Y3	Full Wave Rectifier	5.0	1.55
5Y3G	Full Wave Rectifier	5.0	.65
5Y4G	Full Wave Rectifier	5.0	.70
5Z3	Dup. Dio. Rect. Full-Wave	5.0	1.05
5Z4	Full Wave Rectifier	5.0	1.25
6A3	Triode Amplifier	6.3	1.90
6A4/LA	Pent. Amp.-Class "A"	6.3	1.55
6A5G	Triode Power Amplifier	6.3	2.80
6A6	Dup. Trio. Cl. "A", "B" Amp.	6.3	1.55
6A7	Same as 2A7	6.3	.95
6A8	Detector-Oscillator	6.3	1.25
6A8G†	Pentagrid Converter	6.3	$ .95
6A8GT	Pentagrid Converter	6.3	.95
6AB5	Cathode Ray Tun. Indicator	6.3	1.55
6AB7/1853	Pentode Amplifier	6.3	1.90
6AC5G	Triode Power Amplifier	6.3	1.25
6AC5GT	Triode Power Amplifier	6.3	1.05
6AC7/1852	Pentode Amplifier	6.3	2.30
6AE5G*	Triode Voltage Amplifier	6.3	1.65
6AE5GT	Triode Voltage Amplifier	6.3	1.65
6AF6G	Cathode Ray Tun. Inc.	6.3	1.55
6B4G	Triode Power Amp.	6.3	1.90
6B5	Pent. Power Output	6.3	1.90
6B6G	Detector-AVC	6.3	1.05
6B7	Same as 2B7	6.3	1.25
6B8	Dup. Di. Trio. Det. Amp.	6.3	1.90
6B8G	Same as 2B7	6.3	1.25
6C5	Detector-Amplifier	6.3	1.05
6C5G	Detector-Amplifier	6.3	.95
6C6	Pent. Det. Biased-Amp. "A"	6.3	.55
6C8G	Duplex Triode Amplifier	6.3	1.55
6D6	Pent. Var.-Mu. Amp.-Mod.	6.3	.95
6D8G	Pentagrid Converter	6.3	1.55
6E5	Cathode Ray Tun. Ind.	6.3	1.05
6E6	Duplex Triode Power Ampl.	6.3	1.90
6F5	Amplifier	6.3	1.05
6F5G	Amplifier	6.3	1.05
6F5GT	Amplifier	6.3	.95
6F6	Power-Amplifier	6.3	1.05
6F6G	Amplifier	6.3	.85
6F7	Trio.-Pent. Osc.-Mod.	6.3	1.55
6F8G	Duplex Triode Amplifier	6.3	1.25
6G5/6U5	Cathode Ray Tun. Ind.	6.3	1.25
6G6G	Pentode Power Amp.	6.3	1.25
6H6	AVC-Detector	6.3	1.05
6H6G	AVC-Detector	6.3	1.05
6J5	Detector-Amplifier	6.3	.85
6J5G†	Detector-Amplifier Triode	6.3	.95
6J5GT	Detector-Amplifier Triode	6.3	.85
6J7	Detector-Amplifier	6.3	1.25
6J7G	Detector-Amplifier	6.3	1.05
6J7GT	Detector-Amplifier	6.3	1.05
6J8G	Triode-Heptode Converter	6.3	1.55
6K5G	Hi-Mu Amplifier Triode	6.3	1.05
6K6G*	Power Amplifier	6.3	1.05
6K6GT	Power Amplifier	6.3	.95
6K7	Amplifier	6.3	1.05
6K7G	Amplifier	6.3	1.05
6K7GT	Amplifier	6.3	.95
6K8	Triode-Hexode Converter	6.3	1.25
6K8G	Triode-Hexode Converter	6.3	1.25
6K8GT	Triode-Hexode Converter	6.3	1.25
6L5G	Triode Detector Amplifier	6.3	1.05
6L6	Tetrode Power Amplifier	6.3	1.90
6L6G	Power Amplifier	6.3	1.90
6L7	Mixer-Amplifier	6.3	1.55
6L7G	Mixer-Amplifier	6.3	1.55
6N5	Cathode Ray Tun. Ind.	6.3	1.55
6N6	Power Output	6.3	2.75
6N6G	Power Output	6.3	2.30
6N7	Amplifier—Class "B"	6.3	1.55
6N7G	Amplifier—Class "B"	6.3	1.55
6P5G†	Triode Detector-Amplifier	6.3	.80
6P5GT	Triode Detector-Amplifier	6.3	.75
6P7G	Detector-Oscillator	6.3	2.30
6Q7	Detector AVC	6.3	1.25
6Q7G	Detector AVC	6.3	.85
6Q7GT	Detector AVC	6.3	.85
6R7	Detector-Amplifier	6.3	1.55
6R7G	Detector-Amplifier	6.3	1.05
6S7	Pent. Variable Mu. Amp.	6.3	1.55
6S7G	Pentode Var. Mu. Amp.	6.3	1.55
6SA7	Single End. Hept. Osc. Mod.	6.3	.95
6SA7GT	Sgle.-end. Heptode-osc. mod.	6.3	1.05
6SC7	Single End. Twin Tri. Amp.	6.3	1.25
6SF5	Single Ended. Triode Amp.	6.3	.95
6SF5GT	Triode Amp. High Mu.	6.3	.95
6SJ7	Single Ended Pentode Amp.	6.3	1.05
6SK7	S. End. Pent. Var. Mu. Amp.	6.3	.95
6SK7GT	Sgle.-end. Pentode Var.	6.3	1.05
6SQ7	Single End. Dup. Dio. Tri.	6.3	.95
6SQ7G*	Sgle.-end. Dup. Diode-Tri.	6.3	$1.05
6SQ7GT	Sgle.-end. Duplex Diode-Tri.	6.3	1.05
6T5	Cathode Ray Tun. Inc.	6.3	2.15
6T7G/6Q6G	Dble. Dio. Trio. Det. Amp.	6.3	1.25
6U7G	Super Con. R. F. Pent.	6.3	.95
6V6	Tetrode Beam Power Amp.	6.3	1.90
6V6G	Beam Power Amplifier	6.3	1.25
6V6GT	Beam Power Amplifier	6.3	1.05
6V7G	Duplex-Diode Trio	6.3	1.25
6W5G	Rect. Full Wave-High Vac.	6.3	1.55
6W7G	Dentode Det. Amp.	6.3	1.55
6X5	Rectifier-Full Wave	6.3	1.55
6X5G	Rectifier-Full Wave	6.3	1.05
6X5GT	Rectifier-Full Wave	6.3	.95
6Y6G	Power Amplifier	6.3	1.55
6Y7G	Dup. Tri. Pow. Amp.-Cl. "B"	6.3	1.55
6Z7G	Duplex Tr.-Cl. "B" Amp.	6.3	1.90
6ZY5G	Vacuum Rect.-Full Wave	6.3	1.25
7A4	Triode Amplifier	7.0	1.25
7A5	Beam Power Amplifier	7.0	1.25
7A6	Duplex Diode Detector	7.0	1.25
7A7	Pent. Super Con. Amp.	7.0	1.25
7A8	Octode Osc. Mod.	7.0	1.25
7B4	Triode Amplifier	7.0	1.25
7B5	Pentode Power Amp.	7.0	1.25
7B6	Dup. Dio. Tri. Det. Amp.	7.0	1.25
7B7	Pent. Super Con. Amp.	7.0	1.25
7B8	Heptode Osc. Mod.	7.0	1.25
7C5	Tetrode Power Amplifier	7.0	1.25
7C6	Dup. Dio. Tri. Det. Amp.	7.0	1.25
7C7	R. F. Pentode Amplifier	7.0	1.25
7E6	Duodiode Triode	7.0	1.25
7E7	Duodiode Pentode	7.0	1.55
7F7	Duotriode Amplifier	7.0	1.55
7G7/1232	Pentode Amplifier	7.0	1.90
7H7	R. F. Pentode	7.0	1.90
7J7	Triode Hex. Converter	7.0	1.90
7L7	R. F. Pentode	7.0	1.90
7Q7	Pentagrid Converter	7.0	1.25
7Y4	Full-Wave Rectifier	7.0	1.25
10	Triode Amp.—Class "A"	7.5	2.80
12A	Triode Det.-Amp.	5.0	.95
12A5	Power Pentode	12.6	2.30
12A7	Power Pentode Half-Wave Rectifier	12.6	1.90
12A8G*	Pentagrid Converter	12.8	1.25
12A8GT	Pentagrid Con.-Osc. Mod.	12.6	.95
12B8GT	Triode-Pentode-Det. Ampl.	12.6	1.55
12C8	Dup. Dio. Pent. Amp. Cl. "A"	12.6	1.55
12E5GT	Triode-Detector or Ampl.	12.6	1.25
12F5GT	Triode High-Mu. Amplifier	12.6	.95
12J5GT	Triode Amp. Med. Mu.	12.6	.95
12J7GT	Pentode Detector Amplifier	12.6	1.05
12K7G*	Pent. Remote Cutoff Amp.	12.8	1.25
12K7GT	Pentode Var. Mu. Amplifier	12.6	.95
12Q7G*	Triode-Dup. Diode	12.8	1.25
12Q7GT	Dup. Diode Tri. Det. Ampl.	12.6	.85
12SA7	Single End. Hept. Osc. Mod.	12.6	.95
12SA7GT	Sgle.-end. Heptode-osc. mod.	12.6	1.25
12SC7	Single End. Twin Tril. Amp.	12.6	1.25
12SF5GT	Triode Amplifier High Mu.	12.6	1.05
12SJ7	Single Ended Pent. Amp.	12.6	1.05
12SJ7GT	R. F. Triple Grid Amplifier	12.6	1.05
12SK7	Single Ended Pent. Amp.	12.6	.95
12SK7GT	Single Ended Pentode Ampl.	12.6	1.05
12SQ7	Single Ended Dup. Dio. Tri.	12.6	.95
12SQ7GT	Sgle.-end. Dup. Diode Triode	12.6	1.05
12Z3	Dio. Rect. Half-Wave	12.6	.95
12Z5	Dup. Dio. Rect. Full-Wave	6.3; 12.6	2.15
15	Pentode Amplifier	2.0	1.90
19	Dup. Tri. Amp.—Class "A"	2.0	1.25
22	Tetrode Amplifier	3.3	2.30
24	Tetrode Drt. Biased-Amp.	2.5	.85
25A6	Amplifier—Class "A"	25.0	1.90
25A6G	Amplifier—Class "A"	25.0	1.05
25A6GT	Amplifier—Class "A"	25.0	1.05
25A7G	Diode Pent. Rect. Half-Wave	25.0	1.55
25AC5G*	Output Triode	25.0	1.55

Copyright by U. C. P., Inc.

ARCTURUS

Type	Description	Volts	List
25AC5GT	Output Triode	25.0	$1.55
25B5	Dynamic Coupled Triodes	25.0	2.65
25B6G	Pentode Power Amplifier	25.0	1.90
25B8GT	Triode Pentode R. F.	25.0	1.90
25D8GT	Diode Triode Det. Ampl.	25.0	2.75
25L6	Tetrode Beam Power Amp.	25.0	1.55
25L6G	Beam Power Amplifier	25.0	1.25
25L6GT	Pen. Tet. Beam Power Ampl.	25.0	1.05
25N6G	Power Amplifier	25.0	2.30
25X6GT	Rectifier Voltage Doubler	25.0	1.55
25Y5	Dup. Diode Rect.	25.0	2.30
25Z5	Dup. Dio. Rect. Full-Wave	25.0	.95
25Z6	Rectifier—Full Wave	25.0	1.25
25Z6G	Rectifier—Full Wave	25.0	.95
25Z6GT	Rect. High Vac. Doubler	25.0	.95
26	Triode Amplifier	1.5	.70
27	Triode Det. Biased-Amp.	2.5	.65
30	Triode Det.-Amp.	2.0	.95
31	Triode Power Amp.	2.0	.95
32	Tetrode Det. Biased-Amp.	2.0	1.25
32L7GT	Diode Tetrode Beam Power Ampl. Rec.	32.5	1.90
33	Pentode Amp.—Class "A"	2.0	1.25
34	Pentode R. F. Amp.	2.0	1.25
35/51	Tet. Var.-Mu. Amp.-Mod.	2.5	.95
35A5	Pentode Power Amp.	35.0	1.25
35L6G*	Tetrode Beam Power Amp.	35.0	1.25
35L6GT	Tetrode Beam Power Ampl.	35.0	.95
35Z3	Rec. Half-Wave High Vac.	35.0 (130)	1.25

Type	Description	Volts	List
35Z4GT	Diode Rectifier Half Wave	35.0	$ .75
35Z5G*	Rect. Half-Wave High Vac.	35.0	1.25
35Z5GT	Rect. Half-Wave High Vac.	35.0	.80
36A	Tetrode Det. Biased-Amp.	6.3	.95
37A	Triode Det. Biased-Amp.	6.3	.80
38A	Pentode Amp.—Class "A"	6.3	1.05
39/44	Pentode R. F. Amp.-Mod.	6.3	.95
41	Pentode Amp.—Class "A"	6.3	.80
42	Pentode Amp.—Class "A"	6.3	.80
43	Pentode Amp.—Class "A"	25.0	1.05
45	Triode Amp.—Class "A"	2.5	.75
45Z5GT	Rect. Half-Wave High Vac.	45.0	1.05
46	Tetrode Cl. "A", "B" Amp.	2.5	1.05
47/PZ	Pentode Amp.—Class "A"	2.5	1.05
48	Power Amplifier	30.0	2.80
49	Tetrode Cl. "A", "B" Amp.	.	1.25
50	Triode Amp.—Class "A"	7.5	2.30
50L6GT	Tetrode Beam Power Amp.	50.0	1.05
53	Dup. Tri. Cl. "A", "B" Amp.	2.5	1.55
55	Dio.-Trio. Amp.—Cl. "A"	2.5	1.05
56	Triode Det. Biased-Amp.	2.5	.75
57	Pent. Det. Biased-Amp. "A"	2.5	.85
58	Pent. Var.-Mu. Amp.-Mod.	2.5	.85
59	Pentode "A" or "B" Amp.	2.5	1.55
70A7GT	Rectifier Beam Power Amp. (with pilot light top)	70.0	2.30
70L7GT	Beam Power Amp.-Half-Wave Rect. (with pilot light top)	70.0	1.90
71A	Triode Amp.—Class "A"	5.0	.85

Type	Description	Volts	List
75	Dio. Trio. Amp.—Class "A"	6.3	$ .80
76	Triode Det. Biased-Amp.	6.3	.85
77	Pent. Det. Biased-Amp. "A"	6.3	.85
78	Pent. Var.-Mu. Amp.-Mod.	6.3	.85
79	Dup. Trio. Amp.—Class "B"	6.3	1.56
80	Dup. Dio. Rect. Full, Half-Wave	5.0	.65
81	Dio. Rect. Half-Wave	7.5	1.90
82	Dup. Dio. Rect. Full-Wave	2.5	1.25
83	Dup. Dio. Rect. Full-Wave	5.0	1.25
83V	Dup. Dio. Rect. Full-Wave	5.0	1.90
84/6Z4	Dup. Dio. Rect. Full-Wave	6.3	1.05
85	Dio. Trio. Amp.—Class "A"	6.3	.85
89	Pentode Amp.—Class "A"	6.3	.95
99UV	Trio. Det. or Amp.	3.3	2.80
99UX	Trio. Det. or Amp.	3.3	2.80
117L7GT	Beam Pow. Amp. H.-W. Rect.	117.0	2.30
117Z6G*	Dup. Diode Hi Vac. Rect.	117.0	1.55
117Z6GT	Dup. Diode Hi Vacuum Rect.	117.0	1.55
950	Pentode Amp.—Class "A"	2.0	1.90
AF	Dup. Dio. Full-Wave Rect.	2.5	2.15
AG	Dup. Dio. Full-Wave Rect.	5.0	2.75
GA	Pentode Amp.—Class "A"	5.0	2.75
PZH	Pentode Amp.—Class "A"	2.5	2.15
Wund. 2.5V	Dual-Grid Detector-Amplifier	2.5	2.75
Wund. 6.3V	Dual-Grid Detector-Amplifier	6.3	2.75

TELEVISION

2Y2	Diode Rect.—Half Wave	2.5	$2.20
5X3	Dup. Diode Rect.—Full Wave	5.0	2.70
6AD5G	Triode Osc. High Mu. Amp.	6.3	2.70
6R6G	Pentode R. F. Amp.	6.3	2.70

SPARTON

482B	Power Amplifier	5.0	$1.85
483	Power Amplifier	5.0	1.85
485	Detector Amplifier	3.0	1.85

15 VOLT

22		$7.50
26		4.50
30		4.50
32		4.50
48 (RA1)		4.50

MAJESTIC

24-S	Detector-Amplifier	2.5	$2.25
27-S	Detector-Amplifier	2.5	2.25
35-S	Amplifier (51-S)	2.5	2.25
55-S	Detector-AVC	2.5	2.25
56-S	R. F. Amplifier	2.5	2.25
57-S	Detector-Amplifier	2.5	2.25
57A-S	Detector-Amplifier	6.3	2.25

58-S	Amplifier	2.5	$2.25
58A-S	Amplifier	6.3	2.25
85A-S	Detector-AVC	6.3	2.25
2A7-S	Detector-Oscillator	2.5	2.25
6A7-S	Detector-Oscillator	6.3	2.25
6B7-S	Detector-Amplifier	6.3	2.25

6C7	Detector	6.3	$2.25
6D7	R. F. Amplifier	6.3	2.25
6E7	R. F. Pentode	6.3	2.25
6F7-S	Detector-Oscillator	6.3	2.25
6Y5	Full-Wave Rectifier	6.3	2.25
6Z5	Full-Wave Rectifier	6.3; 12.6	2.25

* These G types completely interchangeable with corresponding GT types. We reserve the right to ship either type, at our option.

†These G types completely interchangeable with corresponding GT types. We will ship GT type unless specifically instructed: "Ship G type Only."

ARCTURUS RADIO DIAL LIGHTS

TYPE	VOLTS	AMPS.	BEAD	BASE	PRICE PER CARTON
A40	6–8	.15	Brown	Screw	$ .90
A47 (A40A)	6–8	.15	Brown	Bay.	.90
A41	2–5	.50	White	Screw	.90
A42	3–2	.50	Green	Screw	1.20
A44	6–8	.25	Blue	Bay.	.90

TYPE	VOLTS	AMPS.	BEAD	BASE	PRICE PER CARTON
A46	6–8	.25	Blue	Screw	$ .90
A50	6–8	.20	White	Screw	1.00
A51	6–8	.20	White	Bay.	.90
A55	6–8	.40	White	Bay.	.90

INTERCHANGEABLE TYPES OF RADIO TUBES

Metal or G. Types can be replaced with corresponding Type GT. Many standard Arcturus Tube types will interchange with special tube types of other manufacturers.

In general, the last two digits and letter, if any, of a three-digit tube, designate the type of tube. Hence, Arcturus 27 replaces 227, 327, C-27, etc.

In the case of types such as 2A5, 25Z5, etc., these are interchangeable with tubes having corresponding type numbers.

However, some tubes have totally different type designations. The following list shows these tubes and the Arcturus type that will replace it.

Other Type Numbers	Arcturus Type Numbers	Other Type Numbers	Arcturus Type Numbers	Other Type Numbers	Arcturus Type Numbers	Other Type Numbers	Arcturus Type Numbers	Other Type Numbers	Arcturus Type Numbers	Other Type Numbers	Arcturus Type Numbers
00, 00A	01A††	5Y3 Cor.	5Y3G	6Q7	6Q7GT	25L6	25L6GT	81M	81	AD	1V
01, 01B	01A	5Y4	5Y4G	6SQ7G	6SQ7GT	25Z6	25Z6GT	82V	82	DE1	27
1	1V	5Z4G	5V4G	6W5G	6X5G	25Z6MG	25Z6GT	88	83***	HZ50	12Z3
1A5G	1A5GT	5Z4MG	5V4G	6X5	6X5GT	27HM	56	95	2A5	KR1	1V
1A7G	1A7GT	6A8	6A8GT‡	6Z3	1V	35L6G	35L6GT	96	1V	KR5	6A4/LA
1B4P	1B4/951	6AB6G	6N6G‡	6Z4	84	35Z5G	35Z5GT	117Z6G	117Z6GT	KR25	2A5
1B4T	1B4/951	6AC5G	6AC5GT	12	12A	39, 39A	39/44	182A	71A	KR28	84
1C5G	1C5GT	6AE5G	6AE5GT	12A8G	12A8GT	43MG	25A6GT	482A	71A	LA	6A4/LA
1E5GP	1E5G	6B6G	6Q7G	12K7G	12K7GT	44	39/44	484	485	P861	84
1F7GH	1F7G	6F5	6F5GT	12Q7G	12Q7GT	56A	76*	502, 585, 586	50	RE1	80
1F7GV	1F7G	6H5	6G5/6U5	13, 13B	80	57A	6C6*	51	1B4	RE2	81
1G4G	1G4GT	6J5	6J5GT‡	14	36A***	58A	6D6*	986	83**	S02	50
1G5G	1G6GT	6J5G	6J5GT‡	14Z3	12Z3	64, 64A	36A				
1H5G	1H5GT	6J7	6J7GT	16, 16B	81	65, 65A	30/44*				
1N5G	1N5GT	6K6G	6K6GT‡	17	37A***	67, 67A	37A*				
1Q5G	1Q5GT	6K7	6K7GT‡	18	42***	68, 68A	38A*				
2A3H	2A3	6K8G	6K8GT	24A	24	71, 71B	71A				
5T4	5V4G	6P5G	6P5GT	25AC5G	52AC5GT	80M	81**				

‡ Shield may be necessary.
* In parallel filament circuits only.
** If filament transformer will stand additional current.
*** By limiting filament voltage to 6.3 volts.
†† Where space permits.
† By changing grid return to (+) filament.

ASK FOR CONFIDENTIAL DISCOUNTS

Copyright by U. C. P., Inc.

NATIONAL UNION RADIO TUBES

GT or GT/G is recommended replacement type in groups boxed.

{ Parenthesis indicates usually interchangeable. }

* Slow moving types available direct from factory thru your N. U. Distributor.

Type

0A4G
{0Z4(m) / 0Z4G}
*00A
01A
*01AA
1A4
1A5G / 1A5GT/G
1A6
1A7G / 1A7GT
1B4
1B5/25S
1C5G / 1C5GT/G
1C6
1C7G
{1D5GP / 1D5GT}
1D7G
1D8GT
*1E4G
1E5G
1E7G
1F4
1F5G
1F6
1F7GH
*1F7GV
1G4G / 1G4GT/G
1G5G
1G6G / 1G6GT/G
1H4G
1H5G / 1H5GT
1H6G
*1J5G
1J6G
1LA4
1LA6
1LB4
*1LE3
1LH4
1LN5
1N5G / 1N5GT
*1N6G
1P5G / 1P5GT
1Q5GT/G
1R5
1S4
1S5
1T4
1T5GT
1V
2A3
2A4G
2A5
2A6
2A7

Type

*2A7S
2B7
*2E5
*2V3G
2W3(m)
*2Y2
3A8GT
*3B5GT
3Q5GT
*4A6G
5T4(m)
5U4G
5V4G
5W4(m) / 5W4G / 5W4GT/G
5X4G
5Y3G
5Y4G
5Z3
5Z4(m) / 5Z4GT/G
6A3
6A4
*6A5G
6A6
6A7
*6A7S
6A8(m) / 6A8GT
6A8G
*6AB5/6N5
*6AB6G
*6AB7/1853(m)
6AC5G / 6AC5GT/G
6AC7/1852(m)
6AD6G
*6AE5G
*6AE6G
6AF5G
6AF6G
6B4G
6B5
6B6G
6B7
*6B7S
{6B8(m) / 6B8G}
6C5(m) / 6C5G / 6C5GT/G
6C6
*6C7
6C8G
6D6
*6D7
6D8G
6E5
6E6
*6E7
6F5(m) / 6F5G / 6F5GT

Type

6F6(m) / 6F6G / 6F6GT/G
6F7
*6F7S
6F8G
6G6G
6H4GT
6H6(m) / 6H6G / 6H6GT/G
6J5(m) / 6J5G / 6J5GT/G
6J7(m) / 6J7GT
6J7G
6J8G
6K5G / 6K5GT
6K6G / 6K6GT/G
6K7(m) / 6K7GT
6K7G
6K8(m) / 6K8GT
6K8G
6L5G
{6L6(m) / 6L6G}
{6L7(m) / 6L7G}
6N6G
6N7(m) / 6N7GT/G
6P5G / 6P5GT/G
6P7G
6Q7(m) / 6Q7GT
6Q7G
6R7(m) / 6R7GT
6R7G
6S7G
6SA7(m) / 6SA7GT/G
6SC7(m) / 6SD7GT
6FS5(m) / 6FS5GT/G
*6SG7
6SJ7(m) / 6SJ7GT/G
6SK7(m) / 6SK7GT/G
6SQ7(m) / 6SQ7GT/G
6T7G/6Q6G
6U5/6G5

Type

6U6GT
6U7G
6V6(m) / 6V6G / 6V6GT/G
6V7G
*6W5G
*6W7G
6X5(m) / 6X5G / 6X5GT/G
*6Y5V
6Y6G
6Y7G
*6Z5
*6Z7G
6ZY5G
7A4
7A5
7A6
7A7
7A8
7B5
7B6
7B7
7B8
7C5
7C6
7C7
7E6
7E7
7F7
7G7/1232
7H7
7J7
*7L7
*7N7
7Q7
*7V7
7Y4
10
12A
*12A5
12A7
12A8G / 12A8GT
12B8GT
12F5GT
12J5GT
12J7GT
*12K7G / 12K7GT
*12K8GT
12Q7G / 12Q7GT
12SA7(m) / 12SA7GT/G
12SC7(m) / 12SF5GT/G
12SJ7(m) / 12SJ7GT/G
12SK7(m) / 12SK7GT/G

Type

12SQ7(m) / 12SQ7GT/G
12Z3
14A7/12B7
*14Q7
*14R7
15
*18
19
*20
*22
24A
*24S
25A6(m) / 25A6G / 25A6GT/G
25A7G / 25A7GT/G
25AC5G
25B6G
25B8GT
*25C6G
25L6(m) / 25L6G / 25L6GT/G
*25N6G
*25Y5
25Z5
25Z6(m) / 25Z6G / 25Z6GT/G
26
27
*27S
30
*31
32
32L7GT
33
34
35/51
35A5
35L6G / 35L6GT/G
*35S/51S
35Z3
35Z4GT
*35Z5G / 35Z5GT/G
*35Z6G
36
37
38
39/44
41
42
43
45
45Z5GT
46
47
*48
49

Type

50
50L6GT
50Y6GT/G
50Z7G
53
55
*55S
56
*56S
57
*57AS
*57S
58
*58AS
*58S
59
70A7GT
70L7GT
71A
75
76
77
78
79
80
81
82
83
83V
84/6Z4
*G84/2Z2
85
*85AS
89
*99V
*99X
117L7GT
117Z6GT/G
*182B/482B
*401
483
485
950
*1851(m)
*2051
*XXB
XXD
*XXFM
XXL

SOUND X/TRA TUBES

Type

5U4G
5V4G
5Y3G
5Z4GT/G
6F6G
6J5GT/G
6J7G
6J7GT
6N7GT/G
6V6G
6V6GT/G
6W5G
30

Long Life Tubes • Complete Renewal Service for All Radios

Copyright by U. C. P., Inc.

LATEST PRICES AND DISCOUNTS ON REQUEST

NATIONAL UNION RADIO PRODUCTS

CONDENSERS

JUNIOR BOX TYPES

Cat. No.	Cap.	W.V.
JB-550	5	50
JB-1050	10	50
JB-2550	25	50
JB-5050	50	50
JB-5550	5-5	50
JB-1150	10-10	50
JB-4200	4	200
JB-8200	8	200
JB-1620	16	200
JB-2520	25	200
JB-8820	8-8	200
JB-8162	8-16	200
JB-1220	12-20	200
JB-2020	20-20	200
JB-8882	8-8-8	200
JB-2450	2	450
JB-4450	4	450
JB-8450	8	450
JB-1245	12	450
JB-1645	16	450
JB-4445	4-4	450
JB-4845	4-8	450
JB-8845	8-8	450

STANDARD BOX TYPES

SB-4450	4	450
SB-8450	8	450
SB-4445	4-4	450
SB-8845	8-8	450

UNIVERSAL REPLACEMENT TYPES

UR-55816	8-16-5-5	200-50
UR-11816	8-16-10-10	200-50
UR-55212	12-12-5-5	200-50
UR-558216	8-16-16-5-5	200-50
UR-4816	4-8-16	200
UR-646	6-4-6	300-50
UR-51025	5-10-25	200

LARGE CAN TYPES

LC-51545	5-15	450
LC-8845	8-8	450
LC-81645	8-16	450
LC-3845	8-8-8	450
LC-9918	9-9-18	450
LC-4845	8-8-8-8	450
LC-29218	9-9-18-18	450

WET ELECTROLYTIC CAN

	Cap.	W.V.	P.V.
WE-8045	8	450	500
WE-8145	8	450	500
WE-1045	10	450	500
WE-1245	12	450	500
WE-1645	16	450	500
WE-2045	20	450	500
WE-3045	30	450	500
WE-4045	40	450	500
WE-8050	8	500	600
WE-1650	16	500	600

NOTE: All types provided with Pal Nut, insulating washers and ground lug.

STANDARD CAN TYPES

Cat. No.	Cap.	W.V.
SC-4450	4	450
SC-8450	8	450
SC-1245	12	450
SC-1645	16	450
SC-4445	4-4	450
SC-8845	8-8	450

JUNIOR CAN TYPES

JC-4450	4	450
JC-8450	8	450

NUMITE ALUMINUM CASED MIDGET TUBULARS

Cat. No.	Cap.	W.V.
AT-525	5	25
AT-1025	10	25
AT-2525	25	25
AT-4150	4	150
AT-8150	8	150
AT-1215	12	150
AT-1615	16	150
AT-2015	20	150
AT-4015	40	150
AT-8250	8	250
AT-1225	12	250
AT-1625	16	250
AT-2025	20	250
AT-4025	40	250
AT-4350	4	350
AT-8350	8	350
AT-1635	16	350
AT-4450	4	450
AT-8450	8	450
AT-1645	16	450

DUAL NUMITES

AT-1125	10-10	25
AT-8815	8-8	150
AT-81615	8-16	150
AT-2215	20-20	150
AT-81625	8-16	250
AT-21625	16-16	250
AT-8845	8-8	450
AT-81645	8-16	450

TUBULAR PAPER TYPES

T-410	.10	400
T-425	.25	400
T-450	.50	400
T-6001	.001	600
T-6002	.002	600
T-6003	.003	600
T-6004	.004	600
T-6005	.005	600
T-6006	.006	600
T-601	.01	600
T-602	.02	600
T-603	.03	600
T-604	.04	600
T-605	.05	600
T-606	.06	600
T-610	.10	600
T-625	.25	600
T-650	.50	600

AUTO GENERATOR TYPES

AG-25	.25	...
AG-5	.50	...
AG-10	1.0	...

TUBULAR AUTO VIBRATOR TYPES

TV-1601	.01	1600
TV-1602	.02	1600
TV-16005	.005	1600

UNCASED PAPER TYPES

U-41	1	400
U-42	2	400
U-61	1	600
U-62	2	600
U-101	1	1000
U-102	2	1000

OIL FILLED TRANSMITTING TYPES

OX-1001	1.0	1000
OX-1002	2.0	1000
OX-2001	1.0	2000
OX-2002	2.0	2000

RADIO PANEL LAMPS

Lamp No.	Base	Volts	Amp.
N48	Screw	2.0*	.06
N49	Bayonet		
N49A	Bayonet	2.1*	.12
N41	Screw	2.5	.50
N43	Bayonet		
N292	Screw	2.9	.17
N292A	Bayonet		
N42	Screw	3.2	.50
N45	Bayonet		
N40	Screw	6-8†	.15
N40A-47	Bayonet		
N46	Screw	6-8†	.25
N44	Bayonet		
N50	Screw	6-8	.20
N51	Bayonet		
55	Bayonet	6-8	.40

* For "Air Cell" Receivers

† Design Voltage—6.3

FLASHLIGHT LAMPS

N14	Screw	3.8	.30
N13	Screw	2.5	.30

RADIO BATTERIES

PORTABLE "A" BATTERIES

A-830 A-837
A-831 A-834
A-830L A-838
A-836 A-839
A-835

PORTABLE "B" BATTERIES

B-864 B-862
B-863 B-860

PORTABLE "A - B" BATTERIES

N-803 N-804

FARM "A" BATTERIES

A-832 A-840

FARM "B" BATTERIES

B-851 C-880
B-850

FARM "C" BATTERIES

C-870 C-872
C-871

FARM "A - B" BATTERIES

N-805 N-806
N-801 N-807

Conversion Plug for N-801—4 Prong Male to One 2 Prong ("A") Female And One 3 Prong ("B") Female

FARM "B - C" BATTERIES

N-890

★

N U STANDARD SOUND SYSTEMS

10 WATT AMPLIFIERS
10 WATT PORTABLE SYSTEMS
15 WATT AMPLIFIERS
15 WATT PORTABLE SYSTEMS
25 WATT AMPLIFIERS
25 WATT PORTABLE SYSTEMS
35 WATT AMPLIFIERS
35 WATT PORTABLE SYSTEMS
70 WATT PORTABLE SYSTEMS
70 WATT RACK AND PANEL
140 WATT RACK AND PANEL

★

MOBILE 6V.—110 VOLT

15 WATT MOBILE AMPLIFIER
15 WATT MOBILE PORTABLE SYSTEM
25 WATT MOBILE AMPLIFIER
25 WATT MOBILE PORTABLE SYSTEM
40 WATT MOBILE AMPLIFIER

★

CENTRALIZED SCHOOL AND INSTITUTIONAL SYSTEMS

20-40 ROOMS

★

INDUSTRIAL PAGING SYSTEMS

Can Be Used with Any Standard N. U. System
COMPLETE LINE OF SOUND ACCESSORIES
SEE CATALOG FOR PRICES AND DETAILS
AMPLIFIERS LIST from $25.00 to $145.00

LATEST PRICES AND DISCOUNTS ON REQUEST

Copyright by U. C. P., Inc.

RCA Victor RADIO TUBES

PRICES EFFECTIVE FEB. 1, 1941 (Reprinted with additions Jan. 1, 1942)

Type	List Price
0A4G	$1.90
†0Z4	1.55
0Z4G	1.55
1A4P	1.55
†1A5GT	1.05
1A6	•1.25
1A7G	1.55
†1A7GT	1.25
1B4P	1.25
1B5/25S	1.25
1B7GT	1.25
†1C5GT	1.25
1C6	1.25
1C7G	1.25
1D5GP	1.25
1D5GT	1.25
1D7G	1.55
1D8GT	1.90
1E5GP	1.55
1E7G	2.30
1F4	1.25
1F5G	1.25
1F6	1.55
1F7GV	1.55
1G4G	1.25
1G4GT/G	1.25
1G5G	1.25
1G6GT/G	1.55
1H4G	.95
1H5G	1.25
†1H5GT	1.05
1H6G	1.25
1J5G	1.90
1J6G	1.25
1LA4	2.30
1LA6	2.30
1LB4	2.30
1LH4	2.30
1LN5	2.30
1N5G	1.55
†1N5GT	1.25
1N6G	1.25
1P5GT	1.55
1Q5G	1.55
1Q5GT	1.55
1R5	1.55
1S4	1.55
1S5	1.55
1T4	1.55
1T5GT	1.55
1V	.95
†2A3	1.90
2A4G	2.80
†2A5	.95
2A6	.95
2A7	1.05
2B7	1.25
2E5	1.25
2V3G	2.80
2X2/879	2.30
3A8GT	2.30
3Q4	1.55
†3Q5GT	1.55
3S4	1.55
*5T4	1.90
5U4G	.95
5V4G	1.55
*5W4	1.05
5W4GT	.85
5X4G	1.05
†5Y3G	.65
5Y3GT/G	.65
†5Y4G	.70
†5Z3	1.05
*5Z4	1.25
6A3	1.90
6A4/LA	1.55

Type	List Price
6A6	1.55
†6A7	.95
6A7S	2.30
†6A8	1.25
6A8G	.95
6A8GT	.95
6AB5/6N5	1.55
*6AB7/ 1853	1.90
6AC5G	1.25
6AC5GT	1.05
*6AC7/ 1852	2.30
6AD6G	1.55
6AD7G	1.55
6AE5GT	1.25
6AE6G	1.25
6AE7GT	1.25
6AF6G	1.55
*6AG7	2.30
6B4G	1.90
6B5	1.90
6B6G	1.05
6B7	1.25
6B7S	2.30
*6B8	1.90
6B8G	1.25
*6C5	1.05
6C5G	.95
6C5GT	.95
†6C6	.95
6C7	2.30
6C8G	1.55
†6D6	.95
6D7	•2.30
6D8G	•1.55
6E5	1.05
6E6	1.90
6E7	2.30
†6F5	1.05
6F5G	1.05
6F5GT	.95
†*6F6	1.05
6F6G	.85
6F7	1.55
6F8G	1.25
6G6G	1.25
†*6H6	1.05
6H6G	1.05
6H6GT	1.05
†*6J5	.85
6J5G	.95
6J5GT	.85
†*6J7	1.25
6J7G	1.05
6J7GT	1.05
6J8G	1.55
6K5G	1.05
6K6G	1.05
†6K6GT	.95
†*6K7	1.05
6K7G	1.05
6K7GT	.95
*6K8	1.25
6K8G	1.25
6K8GT	1.25
6L5G	1.05
†*6L6	1.90
6L6G	1.90
*6L7	1.55
6L7G	1.55
6N6G	2.30
*6N7	1.55
6N7G	1.55
6P5G	.80
6P5GT	.75
6P7G	2.30

Type	List Price
†*6Q7	1.25
6Q7G	.85
6Q7GT	.85
*6R7	1.55
6R7G	1.05
6R7GT	.85
*6S7	1.55
6S7G	1.55
†*6SA7	.95
6SA7GT	1.05
*6SC7	1.25
*6SF5	.95
6SF5GT	.95
*6SF7	1.25
*6SG7	1.25
6SH7	1.25
†*6SJ7	1.05
6SJ7GT	1.05
†*6SK7	.95
6SK7GT	1.05
6SL7GT	1.25
6SN7GT	1.25
†*6SQ7	.95
6SQ7GT	1.05
*6SR7	1.05
*6SS7	.95
6ST7	1.55
6T7G	1.25
†6U5/6G5	1.25
†6U7G	.95
*6V6	1.90
6V6G	1.25
†6V6GT	1.05
6V7G	1.25
6W7G	1.55
*6X5	1.55
†6X5GT/G	.95
6Y5	2.30
6Y6G	1.55
6Y7G	1.55
6Z5	2.30
6Z7G	1.90
6ZY5G	1.25
7A4	1.25
7A5	1.25
7A6	1.25
7A7(LM)	1.25
7A8	1.25
7B4	1.25
7B5(LT)	1.25
7B6(LM)	1.25
7B7	1.25
7B8(LM)	1.25
7C5(LT)	1.25
7C6	1.25
7C7	1.25
7E6	1.25
7E7	1.55
7F7	1.55
7G7/1232	1.90
7H7	1.90
7J7	1.90
7Q7	1.25
7Y4	1.25
10	2.80
12A5	2.30
12A7	1.90
12AH7/GT	1.55
†12A8GT	.95
12B8GT	1.55
*12C8	1.90
12F5GT	.95
*12H6	1.05
12J5GT	.95
12J7GT	1.05
†12K7GT	.95
*12K8	1.55

Type	List Price
†12Q7GT	.85
†*12SA7	.95
12SA7GT	1.25
*12SC7	1.25
*12SF5	1.05
12SF5GT	1.05
*12SF7	1.25
*12SG7	1.25
12SH7	1.25
*12SJ7	1.05
12SJ7GT	1.05
†*12SK7	.95
12SK7GT	1.05
12SL7GT	1.55
12SN7GT	1.25
†*12SQ7	.95
12SQ7GT	1.05
*12SR7	1.25
12Z3	.95
14A7/ 12B7	1.90
15	1.90
19	1.25
†24A	.85
*25A6	1.90
25A6G	1.05
25A6GT	1.05
25A7G	1.55
25A7GT	1.55
25AC5GT	1.55
25B5	2.30
25B6G	1.90
25B8GT	1.90
25C6G	1.90
*25L6	1.55
25L6G	1.25
†25L6GT/G	1.05
25N6G	2.30
25Y5	2.30
†25Z5	.95
*25Z6	1.25
25Z6G	.95
†25Z6GT	.95
†26	.70
†27	.65
†30	.95
31	.95
32	1.25
32L7GT	1.90
33	1.25
34	1.25
†35	.95
35A5(LT)	1.25
†35L6GT/G	.95
35Z3(LT)	1.25
35Z4GT	.75
†35Z5GT/G	.80
36	.95
37	.80
38	1.05
†39/44	.95
†41	.80
†42	.80
†43	1.05
†45	.75
45Z3	1.05
45Z5GT	1.05
46	1.05
†47	1.05
48	2.80
49	1.25
50	2.30
†50L6GT	1.05
50Y6GT	1.05
50Z7G	1.25
53	1.55
55	1.05

Type	List Price
†56	.75
†57	.85
†58	.85
59	1.55
70L7GT	1.90
71A	.85
†75	.80
†76	.85
†77	.85
†78	.85
79	1.55
†80	.65
81	1.90
82	1.25
†83	1.25
83V	1.90
†84/6Z4	1.05
85	.85
89	.95
117L7GT/ 117M7GT	2.30
117N7GT	2.30
117P7GT	2.30
117Z6GT/G	1.55
183/483	1.90
485	1.90
XXD	1.55
XXL	1.55

SALES AIDS

DECALCOMANIAS
No. 2917—Free on request.



BUSINESS STATIONERY
No. 3187
$3.00 for 500
$5.00 for 1000
Imprinted, including envelopes.

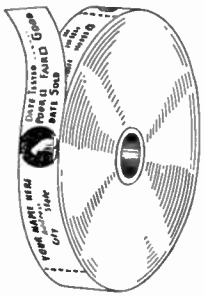

TUBE TEST STICKERS
No. 1402
$1.00 per roll, imprinted

$1.35 per 100.
with your imprint

*Before Type Number Indicates Metal Tube.
†Before Type Number Indicates Current "Preference List" Type.

for finer radio performance

Copyright by U. C. P., Inc.

Subject to change or withdrawal without notice
(APPLY FOR DISCOUNTS)

Thank You!

When writing for additional information or when ordering from sources of supply listed in this book, please mention

RADIO'S MASTER ENCYCLOPEDIA

CONTINENTAL ELECTRONIC TUBES

Continental Electronic Tubes have achieved a world-wide recognition for their high quality, ruggedness, dependable operation and long life. They are used as standard equipment by many of the country's outstanding electrical and sound equipment manufacturers. You can depend on Continental Electronic Tubes.

PHOTOTUBES

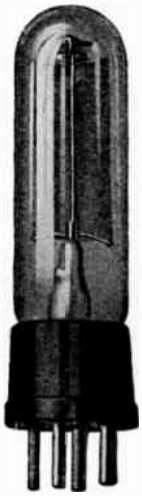

CE-1

Continental produces the widest range of photo tubes and, probably, more of them than any manufacturer in the world. This is because Continental phototubes have an outstanding reputation for high sensitivity, dependability, and long life built over the last twelve years. You can't buy better phototubes than these.

Type	Dimensions Top to bottom of base	Base	Net Price
CE-1	3½"x1"	4 prg. std	$3.70
CE-2	3" x1½"	4 prg. std.	3.30
CE-3	4½"x2¼"	Spec.	3.30
CE-4	2¾"x1"	4 prg..std.	3.30
CE-5	2½"x ⅝"	3 prg. min.	3.50
CE-7	4" x1¾"	4 prg. std.	3.30
CE-11	3¾"x1"	4 prg. std.—anode cap	7.00
CE-16	3½"x1"	4 prg. std.—twin cathode	7.00
CE-20	2" x ⅝"	3 prg. min.	3.50
CE-22	2" x ¾"	3 prg. min.—end cathode	3.50
CE-23	3" x1¼"	4 prg. std.	2.50
CE-921	1⅝"x 9/10"	Cartridge	2.00
CE-922	1⅝"x 9/10"	Cartridge	2.00

NOTE: All cells available gas filled or vacuum. If latter type is desired add letter "V" after type number. The gas type have a sensitivity of 50 to 100 microamperes per lumen; vacuum types 10-15 microamperes. Gas types are recommended for general use, but where a high degree of stability is desired vacuum tubes are recommended. The cells listed above have their peak sensitivity in the visible and infra-red part of the spectrum. Ask for Bulletin PC 4 giving complete data and curves.

CE-11

CE-21

CE-20

COMPARATIVE TYPES

Cont'l	RCA	G.E.	Wstghs
CE-1	868	PJ23	WL735
CE-1-D	918	.....	.....
CE-1-V	.....	PJ22	WL734
CE-2	.....	.....	WL737
CE-3	.....	.....	WL738
CE-11-V	917	.....	.....
CE-16	920	.....	.....
CE-20	927	.....	.....
CE-22	924	.....	.....
CE-23	923	.....	.....
CE-921	921	.....	.....
CE-922	922	.....	.....

CE-23

CE-18

Copyright by U. C. P., Inc.

CONTINENTAL
ELECTRONIC TUBES

Continental produces a wide range of industrial and electronic tubes. Each has been carefully designed and produced for its special purpose. They will give you extra service at lower cost.

CR-1250

RECTIFIERS

Continental Rectifiers are designed and built by special methods. They will stand hard service and have a long dependable life. These rectifiers will be found in some of the best known equipment in the country—chosen after exhaustive and rigid tests.

Type	Description	Filament	Inv. Peak	Net
2-RA-3	3A. Half Wave Mercury Vapor	2.5 V—6.8 A	2000 V	$6.00
2-RA-5	5A. Half Wave Mercury Vapor	2 V —13 A	1000 V	7.50
2-RA-6	6A. Half Wave Mercury Vapor	2 V —13 A	500 V	4.50
2-RA-15	15A. Half Wave Mercury Vapor	2 V —18 A	500 V	9.00
GR-1250	1½A. Half Wave Mercury Vapor high voltage	2.5 V—6.8 A	7500 V	9.00
CR-65	100 M. A. Grid Control	2.5 V—2 A	1000 V	9.00
CR-200	2A. Full Wave Mercury Vapor	2.5 V—6.8 A	160 V	7.50



2-RA-6

SPECIAL TUBES

Continental with their extensive engineering and productive facilities make many different types of special tubes. We have specifications and data concerning these and will be glad to supply it on request. They are also prepared to produce special tubes to your specifications.

CR-300

Type	Description	Net
CR-300	High voltage discharge tube for electric fence use	$2.50
CR5	5 amp. external grid control tube	7.50
CR-10	10 amp. external grid control tube	13.50
CR-BP	Blue Print Lamp, 18″ long. Available in longer sizes at additional cost.	15.00
CE-500	Germicidal Lamp 12″ long	12.00

Ultra-violet source lamps, sun lamps, vacuum switches, vacuum gauges.

WARRANTY

We guarantee all products produced by us to be free from all material and manufacturing defects and to give satisfactory service when operated in accordance with instructions indicated for their use.

Continental Electric Co.

Special Price List of Bogen Sound Equipment

Effective November 26, 1941 **Subject to Change Without Notice**

IMPORTANT—*PLEASE READ AND SAVE TIME*

NOTE: Shortages of P. M. Speakers may necessitate the substitution of equivalent Electro-Dynamic speakers on systems listed herein.

LICENSED BY AGREEMENT WITH ELECTRICAL RESEARCH PRODUCTS, INC. UNDER PATENTS OWNED OR CONTROLLED BY WESTERN ELECTRIC CO. AND AMERICAN TELEPHONE AND TELEGRAPH COMPANY.

SPECIAL FEATURES

LOW IMPEDANCE INPUTS: Models EL70, EL35, EL25 and HH-HLO Preamplifiers can be obtained with additional Low Impedance Inputs built-in at an extra cost of $23.75 per input — Specify when ordering.

Additional Low Impedance Inputs are obtainable on Models EL75 — EL30 — EL20 — EL14 at an extra cost of $17.50 — Specify when ordering.

RACK AND PANEL MOUNTING: All Bogen Amplifiers, Boosters and Preamplifiers are available for rack and panel mounting if specified when ordering. Models PV20 —PV10 — E75 — E8 — E10 — E100 add $8.00. Models with Sloping Panels — EX70 — EX35 — EX25 — E30 — E20 — E14 — HH — HLO — LLO — add $10.00.

PHOTO ELECTRIC CELL INPUT: All Bogen Amplifiers can be obtained with photo electric cell Input for theatre installation if specified when ordering, at an extra cost of $5.00 for one input and $6.50 for two inputs.

REMOTE CONTROL CIRCUITS: Models E14 — EL14 — E20 — EL20 — E30 — EL30 — E75 — EL75 can be obtained with remote control circuits for all inputs, built-in, at an extra cost of $5.00, if specified when ordering.

REMOTE CONTROL UNIT: Model SRC50 — SR Remote Control complete with 50 ft. Cable and Plugs for use with all Bogen Amplifiers equipped for Remote Control — Price — $11.00

CHOICE OF MICROPHONES: All Bogen Systems can be obtained with a choice of microphones other than those listed with each system by referring to Page 19 of the Catalog and adjusting the difference in price. (Specify Microphone Selected when ordering.)

ADDITIONAL OUTDOOR SPEAKERS: As listed for Model EX25 and E20 Systems — Model SAPH Trumpet and Unit Complete — Price $57.25. Model SALH Trumpet and Unit Complete — Price $72.25.

SPECIAL AMPLIFIERS

(WRITE FOR COMPLETE DESCRIPTION.)

MODEL PA15 — Laboratory Standard 15 Watt Amplifier & Tubes — Custom Built — Price $137.50.

MODEL PA15V — Similar to PA15 but with built-in Expander Price $165.00.

MODEL PO15 — Special 15 Watt Booster Amplifier for use with PA15 or PA15V — Complete with Tubes — Price $75.00

MODEL PO50 — Special 50 Watt Booster Amplifier for use with PA15 or PA15V — Complete with Tubes — Price $130.00.

MODEL	PRICE
Pages C-3 and C-4	
PV20 Amplifier & Tubes	$ 95.00
PV20L " " "	118.75
PV20C " " "	102.50
Extra Kit of Tubes	13.60
PV10 Amplifier & Tubes	54.50
PV10C " " "	59.50
Extra Kit of Tubes	7.55
EX70 Amplifier & Tubes	224.00
EL70 Amplifier & Tubes	247.75
EX70F Basic System	385.50
EX70B Indoor System	429.00
EX70T Outdoor System	540.00
Extra Kit of Tubes	30.50
Pages C-5 and C-6	
EX35 Amplifier & Tubes	$127.50
EL135 " " "	151.25
EX35F Basic System	222.00
EX35B Indoor System	244.00
EX35P Portable System	255.25
EX35T Outdoor System	299.50
Extra Kit of Tubes	15.05
EX632 Amplifier with Meter	203.00
EX32-6 Same as EX632 but less Hydrometer	198.00
EX632F Mobile System	263.50
EX632T Outdoor "	345.00
A H G Special Microphone Handle	5.00
Extra Kit of Tubes	11.70
Pages C-7 and C-8	
EX25 Amplifier & Tubes	$107.50
EL25 Amplifier " "	131.25
EX25F Basic System	202.00
EX25B Indoor "	224.00
EX25P Portable "	235.25
EX25T Outdoor System	207.25
Extra Kit of Tubes	14.50
E75 Amplifier & Tubes	148.75
EL75 " " "	166.25
E75F Basic System	298.25
E75B Indoor "	342.25
E75T Outdoor System	$453.25
Extra Kit of Tubes	19.50
Pages C-9 and C-10	
E30 Amplifier & Tubes	$ 89.50
EL30 " " "	107.00
E30F Basic System	139.00
E30B Indoor "	155.00
E30P Portable "	159.00
E30T Outdoor "	219.50
Extra Kit of Tubes	10.80
E20 Amplifier & Tubes	80.00
EL20 " " "	97.50
E20F Basic System	129.50
E20B Indoor "	145.50
E20 Portable "	149.50
E20T Outdoor "	152.75
Extra Kit of Tubes	10.80
Pages C-11 and C-12	
E14 Amplifier & Tubes	$ 67.50
EL14 " " "	85.00
E14F Basic System	117.00
E14B Indoor "	133.00
E14P Portable "	137.00
Extra Kit of Tubes	10.45
E620 Amplifier & Phono & Tubes	121.00
E620F Basic System	170.00
E620T Outdoor "	193.75
Extra Kit of Tubes	7.85
E8 Amplifier & Tubes	33.25
E8P System less Microphone	51.00
E8PX " with "	58.50
E8PJ " " "	63.50
Model 25 Speaker Extension Cable	2.50
Extra Kit of Tubes	4.65
Pages C-13 and C-14	
E10 Amplifier & Tubes	$ 51.25
E10F Basic System Complete	89.00
E10B Indoor " "	101.50
E10P Portable " "	104.50
Extra Kit of Tubes	6.30

MODEL	PRICE
E66 Amplifier & Tubes	$ 47.50
E66F Mobile System Complete with "MB" Speaker Bracket	85.00
Extra Kit of Tubes for E66	5.20
MB Mobile Speaker Bracket only	3.75
HH Preamplifier & Tubes	52.50
HLO Preamplifier & Tubes	87.50
LLO Preamplifier & Tubes	177.50
AM2 Ad-A-Mixer Control	8.50
VE2 Volume Expander & Tubes	43.50
E100 Booster Amplifier & Tubes	134.50
Extra Kit of Tubes for E100	10.75
Pages C-15 and C-16	
8004A Portable Phonograph	23.50
8005 " "	30.00
8006 " "	38.50
8007 " "	45.50
8008 " "	30.00
8016 " "	71.50
8016L " "	79.75
PT Phono Assembly	21.50
PE5 Portable Amplified Phonograph	58.50
PT16 Portable Transcription Player	126.50
PT16AD " " "	153.50
PC201 Automatic Record Changer	55.00
BA12 Speaker Baffle	8.00
BA10 " "	6.25
BA8 " "	4.75
BA6 " "	3.75
W12 DeLuxe Baffle	10.00
No. 553 Inner Baffle—10"	1.00
No. 554 " " —12"	1.00
W8 DeLuxe Baffle	5.50
W6 " "	4.50
Page C-17	
R300 Bogen High Fidelity Tuner	67.50
R301 " " " "	79.50
KP30 " Speaker-Amplifier Case	21.50
10A " " " "	15.50
K20 " " " "	20.00
K30 " " " "	20.00
B10 " Microphone Stand	8.00
BS " Banquet Stand	6.50
BRR " Studio Stand	17.50
H10 " " "	10.50
DS1 " Desk "	4.50
DS2 " " "	2.00
Page C-18	
134X Bogen Portable Speaker Baffle	17.00
131 " " " "	9.50
128 " " " "	9.50
129 " " Phono Case	12.50
716 " " Transcription Case	20.75
140 " " Speaker Baffle	25.00
133X " " Amplifier Case	16.25
SR " Remote Control—only	7.50
RC50 " 50 ft. " Cable & Plugs	3.50
RC100 " 100 ft. " " "	6.25
1103 Special Remote Control Cable—100 ft.	5.25
Bogen Special Wire and Cables	
1048 Bogen Microphone Cable per 100 ft.	8.00
1049 " " " " "	5.75
1008 " 2 Cond. " " " "	9.50
1021 Bogen Rubber Speaker Cable 2 Cond. per 100 ft.	5.00
1010 " " " " 4 Cond. " "	8.75
1004 " Cotton " " 4 Cond. " "	7.00
1017 " Speaker Zip " 2 Cond. " "	2.65
1102S Bogen School System Cable 2 Cond. per 100 ft.	5.25
1302S Bogen School Insulated Cable 2 Cond. per 100 ft.	6.25
1302W Bogen School Weatherproof Cable 2 Cond. per 100 ft.	7.00

INTERCOMMUNICATION EQUIPMENT

(Including Models Listed in Complete Bogen Catalog No. C7-41P.)

ALL PRICES INCLUDE TUBES

MASTER TO REMOTE SYSTEMS

4A 4 Station Master only	$ 37.00
4AE 4 Station Master with Earphone	42.75
12A 12 Station Master only	42.50
12AE 12 Station Master with Earphone	48.25
219A 19 Station Master only	46.25
219AE 19 Station Master with Earphone	52.00
AR Remote Station for any of above Masters	7.00
RS Remote with Call Switch for any of above Masters	9.00
CS Remote Control Call Switch can be added to any Remote	3.25

MULTIPLE MASTER SYSTEMS

6C 6 Station Multiple Master only	$ 42.50
6CE 6 Station Multiple Master with Earphone	48 25
12C 12 Station Multiple Master only	43.75
12CE 12 Station Multiple Master with Earphone	49.50
219C 19 Station Multiple Master only	50.00
219CE 19 Station Multiple Master with Earphone	55.75
25C 25 Station Multiple Master only	57.50
25CE 25 Station Multiple Master with Earphone	63.25

COMBINATION MULTIPLE MASTER AND MASTER TO REMOTE SYSTEMS

	PRICE
12S Combination 12 Station Master only	$ 52.50
12SE Combination 12 Station Master with Earphone	58.25
25S Combination 25 Station Master only	65.00
25SE Combination 25 Station Master with Earphone	70.75
SAR Remote Station for any "S" System	8.50
SRS Remote Station with Call Switch for any "S" System	10.50
RS3 Selective Remote with Call Switch to call 3 "S" Masters	12.50
RS12 Selective Remote with Call Switch to Call 12 "S" Masters	21.00
AB10 10 Station Annunciator for use with 12S System	25.00
AB20 20 Station Annunciator for use with 25S System	41.25

UNIVERSAL INDUSTRIAL PAGING SYSTEMS

These are all Combination Multiple Master and Master to Remote Systems.

S115 15 Watt 10 Station Master only	$ 83.75
S215 15 Watt 20 Station Master only	97.50
S315 15 Watt 30 Station Master only	110.00
S415 15 Watt 40 Station Master only	122.50
Note: Any "S" Paging Master is available with Earphone for privacy, if specified when ordering at an additional	6.25
BS6 Wall Mounting Walnut Remote Station for offices	11.00
BS8 De Luxe Wall Mounting Walnut Remote Station for offices	15.00
MS8 Industrial Metal Cased Remote Station for factories	16.25
CR Industrial "Booster" Remote Station for noisy areas	42.00
SAPH Industrial "Hi-Power" Trumpet for noisy or outdoor areas	57.25
TW Special Weatherproof transformer for use with SAPH	6.00
CS-1 Remote Control Call Switch to call one "S" Master	3.75
CS-3 Selective Remote Control Call Switch to call 3 "S" Masters	7.50
CS-12 Selective Remote Control Call Switch to call 12 "S" Masters	15.00
IA10 10 Station Annunciator for use with S115 Master	28.75
IA20 20 Station Annunciator for use with S215 Master	47.50
IA30 30 Station Annunciator for use with S315 Master	66.25
IA40 Station Annunciator for use with S415 Master	82.50
PB35 35 Watt Booster Amplifier for use with "S" Systems where more power is required	90.00

BOGEN WIRELESS INTERCOMMUNICATION SYSTEMS

5W Two station wireless System - Price for two stations	$ 96.25
5WE Similar to 5W but with each Master equipped with Earphone	107.75
7W 7 Station Selective Multiple Master Wireless - Per Master	81.25
7WP Similar to 7W but Master equipped with Earphone	87.50

INTERCOMMUNICATION JUNCTION BOXES

Recommended to facilitate installation and connections on all Bogen Systems.

2AJ Junction Box for 12A System	$ 4.25
2CJ " " " 12C "	2.75
2SJ " " " 12S and S115 Systems	3.75
5SJ " " " 25S and S215 "	5.50
For Model S315 Systems use 1-2SJ and 1-5SJ Box. For Model S415 System use 2-5SJ Boxes.	
9AJ Junction Box for 219A System	5.25
9CJ " " " 219C "	3.75
BJ " " " AB10 Annunciator Pedestal	3.75
2BJ " " " AB20 " "	5.50
IJ " " " IA10 " "	3.75
2IJ " " " IA20 " "	5.50
For Model IA30 Annunciators use 1-IJ and 1-2IJ Box. For Model IA40 Annunciators use 2-2IJ Boxes.	

INTERCOMMUNICATION CABLES

Special Multi-Conductor Cable — Cotton braid overall No. 20 Stranded — for use with all Bogen Systems except "S" types.

1203S 3 Conductor	per 100 ft.	$ 5.25
1204S 4 "	" " "	6.25
1205S 5 "	" " "	7.50
1206S 6 "	" " "	8.75
1207S 7 "	" " "	10.25
1208S 8 "	" " "	11.50
1209S 9 "	" " "	13.00
1210S 10 "	" " "	14.50
1211S 11 "	" " "	16.25
1213S 13 "	" " "	18.75
1220S 20 "	" " "	25.00
1226S 26 "	" " "	33.75

Special 2 Conductor No. 20 shielded with insulating braid overall for use with "S" type systems.

1302S 2 Conductor Stranded	per 100 ft.	6.25
1302W Similar to 1302S with weatherproof braid overall (not waterproof)	per 100 ft.	7.00

Music as the Masters Played it!!

BOGEN PV20 DE LUXE HIGH FIDELITY PHONO AMPLIFIER

20 WATTS

★ Less than 2% Total Distortion

★ Exclusive Straight Line Expander Built In

★ Exclusive Triple Range Electronic Tone Corrector

★ Response — 30-14000 Cycles + or — 2 d.b.



BOGEN gives you "Music As the Masters Played It" with the Model PV20. This brilliant new high fidelity amplifier is the result of the wide demand for a De Luxe medium power high fidelity amplifier especially designed for musical reproduction.

Equipped with outstanding and exclusive Bogen developments, the Model PV20 invites comparison with any amplifier of its power rating regardless of price. Few, if any, of the finest custom built amplifiers can equal the combination of Bogen Straight Line Expansion and Triple Range Electronic Tone Corrector found in the Model PV20—and only Bogen equipment has these two exclusive features.

THE BOGEN STRAIGHT LINE EXPANDER opens new horizons to the music listener. It reproduces music as it originally sounded—from the softest volume of a single instrument to the crescendo of a full symphony orchestra. No critical adjustment is required; operation is instantaneous; and the usual difficulties of distortion, time lag and chopping effect have been completely eliminated.

The difference in reproduction between music played with the Straight Line Expander and that played without it is the difference between technicolor and black and white. It breathes richness and majesty into music. THE DIFFERENCE IS TRULY AMAZING — IT MUST BE HEARD TO BE APPRECIATED.

THE BOGEN TRIPLE RANGE ELECTRONIC TONE CORRECTOR provides complete control over the bass, middle and treble registers. It permits the creation of every conceivable tone range, regardless of the electrical or acoustic condition of the installation. The ordinary bass or treble control can, in no way, be compared to the Electronic Tone Corrector for this exclusive Bogen development makes it possible to actually boost the various tone ranges as well as to attentuate them. Further, none of the distortion and power loss common to the usual type tone control or compensator is found in this famous Bogen circuit.

The Model PV20 delivers its rated output (20 watts) at less than 2% distortion. For Public Address operation, the PV20 provides an undistorted power of 30 watts at 4% harmonic content. The frequency response is flat from 30 to 14,000 cycles for both the phonograph and microphone inputs. Obviously, this precedent shattering amplifier is ideal for high fidelity recordings or any type of musical reproduction.

The Bogen Model PV20 amplifier is equipped with special inputs to correctly match any type phonograph pickup, either low or high crystal or magnetic, and in addition, there is an input for use with any high impedance microphone.

Phonograph and Microphone inputs are equipped with separate controls and can be mixed and faded.

The new Model PV20 providing the extremely flexible and desirable combination of high fidelity phonograph amplifier with microphone input—plus Straight Line Expansion and exclusive Tone Corrector is destined to be one of the most popular amplifiers ever produced.

MODEL PV20—Amplifier, complete with tubes.

MODEL PV20L—Amplifier with Microphone channel equipped for low impedance. Uses special high fidelity input Transformer mounted right on chassis; Humless; Tapped at 50, 200, 500 ohms (specify tap when ordering). Complete with tubes.

MODEL PV20C—Same as PV20 but with 4 ft. extension controls.

MODEL PV20 SPECIFICATIONS

POWER OUTPUT: 20 Watts (or + 36 db) less than 2% Distortion. P. A. Power 30 Watts; less than 4% Distortion.
HUM: —68 db.
INPUT CIRCUITS: Two input channels: Phonograph Input—Microphone Input.
INPUT IMPEDANCES: Microphone Channel: High impedance 500,000 ohms (Low impedance model provides taps of 50, 200, 500 ohms. Specify when ordering).
PHONOGRAPH INPUT: High Impedance — Magnetic 25,000 ohms Low level crystal 250,000 ohms. High level crystal 500,000 ohms.
OUTPUT IMPEDANCES: 4-8-15-250-500 ohms available at terminal strip and 2 plug-in speaker sockets.
FREQUENCY RESPONSE: With microphone input: 30-14,000 cycles, + or —1¼ db. With phonograph input: 30-14,000 cycles, + or —2 db.
GAIN: Overall gain on Microphone input: 121 db. Phonograph input maximum gain: 92 db.
TUBES USED: 2-7F7, 2-7B4, 1-7B7, 1-7N7, 2-6L6G, 1-5X4G.

NOTE — MODELS PV20 AND PV10 ARE AVAILABLE WITH 4 FT. EXTENSION CONTROLS FOR CABINET INSTALLATIONS.

BOGEN PV10 HIGH FIDELITY PHONO AMPLIFIER



TUBES USED: 1-6SA7; 2-7F7; 2-6V6G; 1-5Y4G.

WITH EXCLUSIVE STRAIGHT LINE VOLUME EXPANDER

The Model PV10 Phono Amplifier, forerunner of the De Luxe model PV20, is designed for home use where less power is required and where economy of price is a factor. Incorporating many of the features of the PV20 the PV10 makes possible a lifelike depth and range of reproduction far beyond that of ordinary amplifiers. The remarkable reproducing quality of this now famous amplifier is mainly due to the new and exclusive Bogen Straight Line Volume Expander. It is instant and automatic in operation and has absolutely no time lag or chopping effect. It requires no adjustments and will reproduce any type of records either dance, music, vocal or symphony with a new realism of tone far beyond previous standards.

The PV10 is a 10 watt amplifier whose overall response has been carefully compensated for record reproduction. Built-in output transformer tapped at 4-8-15-250-500 ohms allows connection to any speaker. The amplifier is absolutely humless due to special filtering in its power supply.

A bass and treble tone compensator offers a complete variation of the overall tone range. Any degree of tonal response from deep bass to brilliant highs may be realized and records may be reproduced with the same delicate tone blendings that were so apparent at the actual rendition.

The PV10 may be connected to any record player for home, club or school use.

MODEL PV10 As described above complete with tubes.

MODEL PV10C Same as PV10, except the controls mounted on 4 foot extension cables.

Copyright by U. C. P., Inc.

PRICES LISTED ON PAGES C-1 AND C-2

Bogen EX70 *De-Luxe* Systems

MODELS WITH LOW AND HIGH IMPEDANCE INPUTS

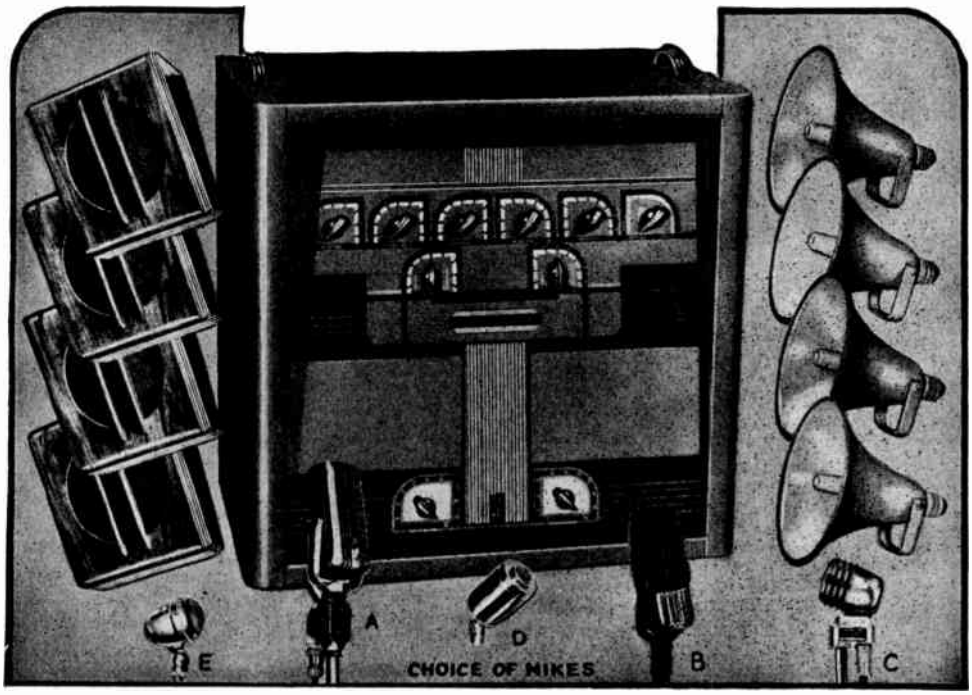

FEATURES

- ★ 70 Watts
- ★ Less than 4% distortion
- ★ Straight Line Expansion
- ★ Instantaneous Compressor
- ★ 2-Complete 35 Watt Pwr. Ampl. Channels
- ★ Separate Pwr. Supply for each Pwr. Ampl. Channel
- ★ Remote Vol. Control
- ★ 5 Input Channels

THE Bogen EX70 amplifier embodies not only the important standard requisites found in modern engineered sound but in addition contains features that are proven and tested new developments, all of which are designed to give the ultimate in sound performance. The EX70 is the finest high powered amplifier on the market. Used by leading Colleges, broadcast stations, amusement parks, Government institutions and other discriminating buyers.

The EX70 has an output of 70 watts, at less than 4% distortion. This is accomplished by using two separate 35 watt power amplifiers, each with its own power supply and incorporating in each unit fixed bias and inverse feedback and each with its own master gain control. When using only 35 watt power—one amplifier may be used as emergency unit.

Each amplifier is protected by its own fuse.

Tapped outputs of 2-4-8-250-500 ohms are available at marked terminal boards for speaker connections.

An extremely important feature of the EX70 is the Bogen Triple Range Electronic Tone Corrector. Exceeding all previous standards of performance this new circuit offers complete control of three tone ranges—Bass, Treble and the Middle Register. A unique dual control system permits the operator to create any tone range desired regardless of the acoustic condition of the installation. The Electronic Tone Corrector differs completely from ordinary Bass or Treble controls or equalizer and has none of the objectionable features of compensators or tone controls, such as power loss or distortion.

ANOTHER EXCLUSIVE FEATURE - STRAIGHT LINE EXPANSION

The New Bogen method of expansion created for and incorporated in the EX70 is unparallel in its life-like performance. Bogen expansion gives you the full crescendo of a mighty organ—the rich overtones of a symphony and combines these into the true realism of the sound of tomorrow.

No critical adjustment—No time lag—No distortion.

COMPRESSOR

The compressor function incorporated in this EX70 eliminates the necessity for continually "riding gain". This compressor works so smoothly that an individual may begin speaking four feet away from microphone and then suddenly speak directly into the microphone with no difference in output volume.

Only Bogen offers you a compressor whose operation is swift enough to compensate for these rapid changes in input level.

The EX70 has provision for plugging in a Bogen multiple remote volume control, wired or wireless type, so that any two channels may be controlled at distances up to 2000 feet or more.

Creative styling is indicated in the recessed sloping panel with four color tones that are illuminated to further effect ease of operation.

The four high impedance microphone inputs and one high impedance phono input may be mixed simultaneously.

A low impedance Model EL70 is available for installations where it is necessary to run very long microphone lines.

EX70 amplifiers are available in indoor and outdoor systems, the components of which have been carefully selected to do justice to these exceptional amplifiers and to assure the purchaser of obtaining maximum results and best tonal reproduction.

BOGEN DE LUXE MODEL EX70 AMPLIFIER
—Complete with tubes. Price .....

LOW IMPEDANCE AMPLIFIER

MODEL EL70 AMPLIFIER— Same as above Model EX70 but with first micro-input channel equipped for impedance. Uses special high fidelity input transformer mounted right on chassis, humless, tapped at 50-200-500 ohms.
Complete with tubes. Price .....

BOGEN DE LUXE SYSTEMS

MODEL EX70F BASIC SYSTEM—Complete with EX70 amplifier with tubes—Four Jensen PM12B speakers, choice of 1—(a) Amperite BH velocity microphone, (b) BOGEN de luxe velocity model VR-HF, (c) Amperite BAH dynamic, (d) American D8T dynamic, (e) Astatic T3 crystal. Each with 25' microphone cable and plugs. Complete system. Price .....

FOR INDOOR INSTALLATIONS

EX70B SYSTEM—Complete system same as above, but with 4 Jensen PM12B speakers mounted in de luxe walnut baffles Model W12. Price .....

FOR OUTDOOR INSTALLATIONS

EX70T SYSTEM—Complete with EX70 amplifier and tubes—four 4½' University trumpets and 25 watt units, choice of 1—(a) Amperite BH velocity microphone, (b) BOGEN de luxe velocity model VR-HF, (c) Amperite BAH dynamic, (d) American D8T dynamic, (e) Astatic T3 crystal. Each with 25' microphone cable and plugs. Complete system. Price .....

EX70 AMPLIFIER SPECIFICATIONS

OUTPUT: 70 watts—2 35 watt pwr. ampls. combined—less than 4% distortion.
OUTPUT IMPEDANCES: Each pwr. ampl. tapped—2-4-8-250-500 ohms. May be paralleled to deliver 70 watts.
GAIN: Microphone—124.5 db., Phono 95 db.
INPUTS: 5—4 microphone each 500,000 ohms. 1—phone 500,000 ohms. (In Model EL70 low impedance channel is tapped at 50-200-500 ohms.)
FREQUENCY RESPONSE: 30—12,000 cycles.
PROVISION FOR REMOTE CONTROL: Built in.
TUBES: 6-6SF5, 1-6SJ7, 1-6L7, 1-6H6, 1-6SC7, 2-6C5, 2-6F6, 4-6L6G, 2-5W4, 2-5X4G.
CURRENT DRAIN: 290 watts, 117 A.C., 50-60 cycles.
DIMENSIONS AND NET WEIGHT: 19¼" long x 19" high x 12½" deep. (Weight 85 lbs.)

PRICES LISTED ON PAGES C-1 AND C-2

BOGEN EX35 De Luxe "*Streamliner*" Systems

MODELS WITH LOW AND HIGH IMPEDANCE INPUTS

35
Watts

- ★ Exclusive *New Triple Range Electronic Tone Corrector*
- ★ Controls Bass, Treble and Intermediate Tone Ranges
- ★ Four Input Channels
- ★ Three Microphones and Phono
- ★ Remote Control Circuits built in for *all* inputs
- ★ Illuminated Sloping Control Panels
- ★ Push pull 6L6 Output
- ★ Inverse Feedback and fixed bias
- ★ Weatherproof Outdoor Trumpet Systems



COMBINING every desirable feature of advanced sound engineering with new and exclusive Bogen developments, the EX35 "Streamliners" invite comparison with any equipment in their power range. Chief among the exclusive features of the new "Streamliners" is the BOGEN TRIPLE RANGE ELECTRONIC TONE CORRECTOR. Exceeding all previous standards of performance this new circuit offers complete control of three tone ranges—Bass, Treble, and the middle register. Three separate tubes, each one acting as an electronic audio channel, control and amplify the overall tone range. A unique dual control system permits the operator to create any tone range desired regardless of the acoustics of the installation. The Electronic Tone Corrector differs completely from ordinary Bass or Treble controls or equalizers, and it has none of the objectionable features of compensators or tone controls such as power loss or distortion. Other de luxe features of the new EX35 "Streamliners" are four Input Channels for three microphones and phono—Electronic Mixing between all input channels—full range individual gain controls for all inputs and a low impedance model for installations where long microphone cables are required. The model EL35 low impedance amplifier provides one low impedance input channel. The other two microphone inputs and phono remain high impedance as in the model EX35 but if desired, additional low impedance inputs can be obtained built-in at an additional cost. A remote control circuit is built-in on all "Streamliner" models permitting mixing and fading with Bogen wired or wireless remote controls, of two microphones or one microphone and phono. Sloping control panels, illuminated, insure greater visibility and ease of operation. For further convenience variable tapped outputs are available at a terminal strip and two speaker sockets—the variable taps permitting correct matching at both points. These and many other quality features contribute greatly toward making the new Bogen EX35 "Streamliner" amplifiers second to none.

BOGEN DE LUXE MODEL EX35 "STREAMLINER"—Amplifier, complete with tubes.
Price .....

LOW IMPEDANCE AMPLIFIER

DE LUXE MODEL EL35 "STREAMLINER" — Amplifier, with first microphone input channel equipped for low impedance operation—tapped at 50, 200, and 500 ohms. Specify tap setting desired when ordering. Model EL35 "Streamliner" amplifier, complete with tubes. Price .....

BOGEN EX35 "STREAMLINER" SOUND SYSTEMS

MODEL EX35F—Complete basic system includes: 1—EX35 amplifier, 1—Kit of matched tubes, 2—Jensen PM12B heavy duty 12" dynamic speakers each with 25' heavy rubber covered speaker cable and plugs and, choice of 1—(a) Amperite BH velocity microphone, (b) BOGEN de luxe velocity model VR-HF, (c) Amperite BAH dynamic, (d) American D8T dynamic, (e) Astatic T3 crystal. Each with 25' cable and plugs.
Price .....

FOR INDOOR INSTALLATIONS

MODEL EX35B—"STREAMLINER"—Complete system as above but with 2—W12 de luxe walnut baffles with reinforcing inner baffles. Price.....

FOR PORTABLE USE

MODEL EX35P—"STREAMLINER"—Complete system as above but with 1—Heavy duty No. 134X reinforced dual speaker case and one No. 133X de luxe amplifier case.
Price .....

FOR OUTDOOR INSTALLATIONS

MODEL EX35T—"STREAMLINER"—Complete system includes: 1—Model EX35 amplifier, 1—Kit of matched tubes, 2—Bogen-University 4½' reflexed non-resonant weatherproof trumpets and two Bogen-University 25-watt PM dynamic trumpet units (not dynamic cone speakers), choice of 1—(a) Amperite BH velocity microphone, (b) BOGEN de luxe velocity model VR-HF, (c) Amperite BAH dynamic, (d) American D8T dynamic, (e) Astatic T3 crystal. Each with 25' cable and plugs. Price ...

MODEL SRC50—SR Remote Control, for use with any of above systems or amplifier. Complete with Models RC50 50' cable and plugs. Price.....

MODEL EX35 "STREAMLINER" SPECIFICATIONS

POWER OUTPUT: 35 watts undistorted (less than 5%)—peak power—50 watts.
INPUT CIRCUITS: Four input channels—three Microphone inputs, 1—Phono Input. All circuits may be mixed simultaneously.
INPUT IMPEDANCES: Microphone channels—High impedance 500,000 ohms. (Low impedance channels available in Model EL35 provides taps of 50, 200, 500 ohms). Phono input—high impedance —500,000 ohms.
OUTPUT CIRCUITS: Tapped terminal strip and two plug-in speaker sockets.
OUTPUT IMPEDANCES: 2, 4, 9, 250 and 500 ohms available at both terminal strip and sockets.
GAIN: Microphone Inputs, 130 db. Phono Inputs, 90 db.
FREQUENCY RESPONSE: 30 to 14,000 cycles + or — 1 db. Tone corrector range—bass control—15 db. to + 13 db. at 30 cycles. Treble control—15 db. to + 12 db. at 10,000 cycles.
TONE CONTROL: Triple Range Electronic Tone Corrector; Intermediate Range, fixed, 1—Bass control, 1—Treble control.
CONTROL PANEL: Illuminated, mounting three microphone controls, one phono control, 2 electronic tone corrector controls and master AC power switch.
REMOTE CONTROL PROVISION: Built-in—provides complete mixing and fading of any two of the 4 available inputs from remote point.
TUBES: 3—6SF5, 1—6C8G, 2—6F8G, 1—6F6G, 2—6L6G, 1—5X4G, 1—5Y4G.
POWER CONSUMPTION: 250 watts, 117 volts, 50-60 cycles A.C.
DIMENSIONS: 16½" x 8½" x 10¼".

PRICES LISTED ON PAGES C-1 AND C-2

BOGEN EX632 *De-Luxe* MOBILE SYSTEMS

UNIVERSAL FOR 6 VOLTS DC AND 115 VOLTS AC OPERATION



FEATURES

- ★ 32 Watts
- ★ No Outside Power Packs
- ★ Electronic Hydrometer
- ★ Electronic Tone Corrector
- ★ 3 Channel Input
- ★ Automatic Changeover from AC or DC
- ★ Standby Switch - for Battery Economy
- ★ Provision for Remote Mixing

MODEL EX632 UNIVERSAL MOBILE SYSTEM is recommended wherever the finest in sound is required.

* Makes passenger car easily convertible for sound work.
* Makes ideal portable unit for truck use.
* Will amply cover all average requirements for indoor and outdoor use.

NO OUTSIDE POWER PACKS REQUIRED

The EX632 is completely self contained in one compact unit including amplifier, and phono assembly with its own hinged cover. A six volt D. C. and 115 volt A. C. power supply is built in. Changeover is automatic.

THREE INPUT CHANNELS

The EX632 allows mixing of two microphones and phono at the same time.

TRIPLE RANGE ELECTRONIC TONE CORRECTOR

An extremely important feature of the EX632 is the Bogen Triple Range Electronic Tone Corrector. Exceeding all previous standards of performance this new circuit offers complete control of three tone ranges, Bass, Treble and the Middle register. A unique dual control system permits the operator to create any tone range desired regardless of the acoustic condition of the installation. The Electronic Tone Corrector differs completely from ordinary Bass or Treble controls or equalizer, and it has none of the objectionable features of compensators or tone controls such as power loss or distortion.

ELECTRONIC HYDROMETER CONSTANT CHECK ON BATTERY

An exclusive Bogen feature is the new Electronic Hydrometer which is a special meter mounted on the control panel. This meter gives an accurate check of the condition of the battery at all times under load.

STANDBY SWITCH

A switch located on the control panel cuts the B power but allows the tubes to remain heated, ready for instant return to operation. REMOTE STANDBY SWITCH is incorporated in special microphone handle—performs same function except at any distance away from the amplifier. This standby switch on your Bogen amplifier means reducing battery consumption.

DASHBOARD OR EXTERNAL REMOTE CONTROL

A very desirable feature on the EX632 is the provision for connecting the Bogen remote control unit which may be mounted on the dash for finger tip operation or used at distances up to 2000 feet or more for controlling volume of any two channels. Remote control may be transferred to any two of the three available input channels quickly and easily.

PHONO MOTOR

A constant speed motor insures smooth running operation, eliminating wows or waver on either 6 volt D. C. or 115 volt A. C.

An Astatic crystal pickup with a new type shock-proof arm is mounted on the phono assembly.

MODEL EX632—De luxe Mobile Ampl. complete with phono assem. and tubes. Price .....

DE LUXE UNIVERSAL SOUND SYSTEMS

MODEL EX632F MOBILE DE LUXE SYSTEM—Complete with Model EX632 Universal mobile amplifier and tubes. Two heavy duty 12" Jensen PM dynamic speakers, each with 15' of cable and plugs and, choice of 1—(a) Amperite BH velocity, (b) BOGEN de luxe velocity Model VR-HF, (c) Amperite BAH dynamic, (d) American D8T dynamic, (e) Astatic T3 crystal microphone. Each with 25' microphone cable and plugs.

MODEL EX632F—Complete. Price .....

OUTDOOR INSTALLATIONS

MODEL EX632T DE LUXE MOBILE SYSTEM — Complete with EX632 amplifier and tubes. Two high power University 3½' trumpets, each with 25 watt unit, choice of 1—(a) Amperite BH velocity, (b) BOGEN de luxe velocity Model VR-HF, (c) Amperite BAH dynamic, (d) American D8T dynamic, (e) Astatic T3 crystal microphone. Each with 25' microphone cable and plugs.

MODEL EX632T complete. Price .....

MODEL SRC50—CR Remote Control, for use with any system or amplifier described above. Complete with Model RC50. 50' cable and plugs. Price .....

MODEL AHG SPECIAL MICROPHONE HANDLE — with built-in remote control standby switch and complete with 25' remote control cable and plugs. List Price .....

EX632 AMPLIFIER SPECIFICATIONS

OUTPUT: 32 watts.
OUTPUT IMPEDANCE: 2-4-8-250-500 ohms.
GAIN: 120 db. on microphone, 81 db. on phono.
INPUT: 3—2 microphone at 500,000 ohms, 1—phono 500,000 ohms.
FREQUENCY RESPONSE: ± 30—12000 cycles.
PROVISION FOR REMOTE CONTROL: Built in.
TUBES: 2-6FS5, 1-6SC7, 1-6C8G, 1-6SJ7, 2-6L6G, 1-5X4G.
CURRENT DRAIN: 6 volt D. C. 23.5 amps., 117 volt A. C. 120 watts.
DIMENSIONS: 16" long x 16" wide x 10¼" high.

PRICES LISTED ON PAGES C-1 AND C-2

BOGEN EX25 De Luxe "*Streamliner*" Systems

MODELS WITH LOW AND HIGH IMPEDANCE INPUTS



25 Watts

- ★ Exclusive New Triple Range Electronic Tone Corrector
- ★ Controls—Bass, Treble and Intermediate Tone Ranges
- ★ Four Channel Inputs
- ★ Three microphones and phono
- ★ Built-in Remote Control provision for all inputs
- ★ Illuminated Sloping Control Panels
- ★ Push pull 6L6 outputs
- ★ Inverse feedback
- ★ Outdoor Weatherproof Trumpet Systems

To those discriminating purchasers who are interested in obtaining the finest in sound equipment, we offer the de luxe EX25 "Streamliner" Amplifier and sound systems. The most outstanding feature of the new "Streamliner" is the exclusive TRIPLE RANGE ELECTRONIC TONE CORRECTOR. Three ranges of tone are controlled by the new TRIPLE TONE CORRECTOR—Bass, Treble and the middle register. Each tonal range is governed by a separate electronic audio channel, three in all, and by means of the two tone corrector controls, complete variation of all tone ranges is obtained. The Tone Corrector is not to be confused with ordinary tone controls, compensators or equalizers. It is an amplitude control of tone and does not introduce any loss, frequency discrimination or distortion common to other types of tone controls. The EX25 "Streamliner" furnishes input channels for three microphones and one phono. Each input channel is individually controlled and electron mixing permits complete use of all four channels simultaneously. All inputs of the Model EX25 are high impedance, but a low impedance model, the EL25, is available for those installations where long microphone leads are needed. The EL25 "Streamliner" is equipped with one Low Impedance Microphone Input—Two High Impedance microphone inputs and phono input. Additional low impedance inputs are available at an additional cost. Another feature of the new "Streamliner" amplifiers is the Remote Control provision built-in which permits mixing and fading of either two microphones or microphone and phono from a remote point. Full length illuminated sloping control panels give greater visibility and ease of operation. Variable tapped outputs are provided and two speaker sockets facilitate connecting of speakers. The fine quality construction, exceptional features and remarkable performance of the new Bogen "Streamliners" will readily establish their superiority among those who know sound.

DE LUXE MODEL EX25 "STREAMLINER"
—Amplifier, complete with tubes. Price.....

LOW IMPEDANCE AMPLIFIER

MODEL EL25 "STREAMLINER"—With first microphone input channel equipped for low impedance. When ordering specify one of the following impedances: 50, 200, 500 ohms.
Model EL25 "Streamliner" amplifier complete with tubes. Price .....

BOGEN EX25 "STREAMLINER" SOUND SYSTEMS

MODEL EX25F—Complete basic "Streamliner" system includes: 1—EX25 amplifier, 1—Kit of matched tubes, 2—Jensen heavy duty PM12B 12" dynamic speakers each with 25' heavy rubber covered speaker cable and plugs and, choice of 1—(a) Amperite BH velocity microphone, (b) BOGEN de luxe velocity model VR-HF, (c) Amperite BAH dynamic, (d) American D8T dynamic, (e) Astatic T3 crystal. Each with 25' cable and plugs. Model EX25F "Streamliner" system. Price .....

FOR INDOOR INSTALLATIONS

MODEL EX25B "STREAMLINER"—Complete system, same as above, but with 2—W12 de luxe walnut speaker baffles with reinforcing inner baffles. Price.....

FOR PORTABLE USE

MODEL EX25P "STREAMLINER"—Complete system, same as EX25F, but with 1—Heavy duty reinforced No. 134 dual speaker case, one No. 133 de luxe amplifier case.
Price .....

FOR OUTDOOR INSTALLATIONS

MODEL EX25T "STREAMLINER"—Complete system includes: 1—Model EX25 amplifier, 1—Complete kit of tubes, 1—Bogen-University 4½' reflexed non-resonant weatherproof trumpet and 1—Bogen-University 25-watt PM Dynamic Trumpet Unit (not a dynamic cone speaker), choice of 1—(a) Amperite BH velocity microphone, (b) BOGEN de luxe velocity model VR-HF, (c) Amperite BAH dynamic, (d) American D8T dynamic, (e) Astatic T3 crystal.
Each with 25' cable and plugs. Price .....

ADDITIONAL OUTDOOR TRUMPET

MODEL SALH—Bogen-University, 4½' reflexed non-resonant weatherproof Trumpet and mounting bracket with 25-watt Bogen-University Trumpet Unit. Price.....

MODEL SRC50—SR Remote Control, for use with any of above systems or amplifier, complete with Model RC50 50' cable and plugs. Price.....

MODEL EX25 "STREAMLINER" SPECIFICATIONS

POWER OUTPUT: 25 watts undistorted (less than 5 per cent.)—peak power—35 watts.
INPUT CIRCUITS: Four input channels—three Microphone inputs, 1—Phono input.
INPUT IMPEDANCES: Microphone channels—High impedance 500,000 ohms. (Low impedance channels available in Model EL25 provides taps of 50, 200, 500 ohms.) Phono input—High impedance —500,000 ohms.
OUTPUT CIRCUITS: Tapped terminal strip and two plug-in speaker sockets.
OUTPUT IMPEDANCES: 2, 4, 9, 250 and 500 ohms available at both terminal strip and sockets.
GAIN: Microphone Inputs—128 db.; Phono Input—88 db.
FREQUENCY RESPONSE: 30 to 14,000 cycles + or — 1 db. Tone corrector range. Bass control — 15 db. to + 13 db. at 30 cycles. Treble control — 15 db. to + 12 db. at 10,000 cycles.
TONE CONTROL: Triple Range Electronic Tone Corrector; Intermediate Range, fixed. 1—Bass control, 1—Treble control.
CONTROL PANEL: illuminated. Mounting three microphone controls, one phono control, 2 electronic tone corrector controls and master A.C. power switch.
REMOTE CONTROL PROVISION: Built-in. Provides complete mixing and fading of any two of the four available inputs from remote point.
TUBES: 3—6SF5, 1—6C8G, 3—6F8G, 2—6L6G, 1—5X4G.
POWER CONSUMPTION: 225 watts, 117 volts, 50-60 cycles A.C.
DIMENSIONS: 16½" x 8½" x 10¼"

PRICES LISTED ON PAGES C-1 AND C-2

BOGEN E75 *High Power Systems*

MODELS WITH LOW AND HIGH IMPEDANCE INPUTS



70 WATTS

- ★ Less than 4% distortion
- ★ Exclusive BOGEN dual construction
- ★ Two complete 35 watt power amplifiers
- ★ Separate power supply for each amplifier
- ★ Three input channel mixing
- ★ Two microphone and Phono input
- ★ Remote Control circuits built-in for all channels
- ★ Bass and treble tone compensator.

THE NEW BOGEN E7S is a high powered amplifier retaining most of the outstanding features of the famous Bogen De Luxe EX70 Amplifier. It is designed for installations where high power and exceptional tone quality are desired—at an economical cost. Containing the exclusive Bogen Dual Amplifier circuit the E75 offers the greatest value in sound equipment at a price range previously considered low for SINGLE OUTPUT Amplifiers.

GENERAL DESCRIPTION

The E75 is a dual unit consisting of two separate 35 watt power amplifiers, each with its own Driver Stage, Power Supply, Separate Fixed Bias Rectifiers, Inverse Feedback, and Separate Master Gain Controls.

DUAL POWER AMPLIFIERS

The E75 may be used as two separate 35 watt Power amplifiers —driven by preamplifier common to both—or the outputs of both amplifiers may be paralleled to deliver 70 watts. The tapped output transformer of each amplifier is connected to marked terminal strips. An external switch may be attached to obtain instant changeover from either output, in cases of emergency.

UNIVERSAL APPLICATION

This new low cost 70 watt amplifier is highly recommended for all high power installations such as Skating rinks, Athletic fields, Stadia, Dance halls, Airports, etc.

As an emergency feature the dual amplifier design of the E75 safeguards against complete breakdown. In the event of tube burn out, condenser or transformer failure, etc., half the power (35 watts) of the E75 is still available in the amplifier section not affected.

MULTIPLE MICROPHONE AND PHONO INPUTS

Two Microphones and Phono may be mixed simultaneously thru the three High Impedance inputs. Each input has its full range volume control. A LOW IMPEDANCE MODEL EL75 is available, at a slight additional cost, for installations where it is necessary to run very long microphone lines. This provides one Low Impedance Input for Mike—one high Impedance Input for mike and one Phono Input.

MULTIPLE REMOTE CONTROL

The E75 has provision for plugging-in a Bogen multiple remote volume control. Any two input channels may be mixed and their volume regulated at any distance, from the amplifier. The Bogen Remote Control circuit is exclusive and is not subject to the Loss, Hum or Frequency discriminations that is inherent with most other remote controls.

DUAL PROTECTIVE FUSES

Two fuses are located on the rear of the chassis, one for each power amplifier. A switch is also provided to obtain voltage for the preamplifier from either power supply.

BASS AND TREBLE TONE COMPENSATOR

A complete variation of the overall tone is made possible by the Bass and treble compensator, insuring better flexibility of the tone ranges than is possible to obtain thru the use of ordinary tone controls.

Auxiliary equipment to use with the E75 for indoor and outdoor installations has been carefully selected to insure the finest results for the purchaser of these splendid amplifiers.

BOGEN MODEL E7S AMPLIFIER—Complete with tubes.

LOW IMPEDANCE AMPLIFIER

MODEL EL7S AMPLIFIER — Same as above Model E75 but with first micro-input channel equipped for low impedance. Uses special high fidelity input transformer mounted right on chassis, humless, tapped at 50-200-500 ohms. Complete with tubes.

NOTE: If additional low impedance inputs are desired, refer to price sheet.

NOTE: If any systems are ordered less microphone refer to price sheet.

BOGEN E7S SYSTEMS

MODEL E7SF BASIC SYSTEM — Complete E75 amplifier with tubes—Four Jensen 12" heavy duty PM12B speakers, 1—(f) Astatic JT30 Crystal Microphone. With 25' microphone cable and plugs.

FOR INDOOR INSTALLATIONS

E7SB SYSTEM — Complete system same as above, but with 4 12 inch speakers mounted in De Luxe walnut baffles Model W12.

FOR OUTDOOR INSTALLATIONS

E7ST SYSTEM — Complete E75 amplifier and tubes — four 4½' University trumpets and 25 watt units. 1—(f) Astatic JT30 Crystal Microphone. Each with 25' microphone cable and plugs.

CHOICE OF DE LUXE MICROPHONES other than listed above: (a) Amperite BH Velocity Microphone, (c) Amperite BAH Dynamic, (d) American D8T Dynamic, (e) Astatic T3 Crystal. Each with 25' microphone cable and plugs. For extra cost refer to price sheet.

E7S AMPLIFIER SPECIFICATIONS

OUTPUT: 70 watts. (2-35 watt power amplifiers) less than 4% distortion.
OUTPUT IMPEDANCES: Each power amplifier tapped—4-8-15-250-500 ohms may be paralleled to deliver 70 watts.
GAIN: Microphone 124 db, Phono 95 db.
INPUTS: 3-2 Microphones, 1 Phono—each 500,000 ohms. (In Model EL75, low impedance channel is tapped at 50-200-500 ohms.)
FREQUENCY RESPONSE: 30—14000 cycles—1 db.
REMOTE CONTROL PROVISION: Built-in.
TUBES: 15 - 2-7B4, 2-7F7, 2-6F6G, 4-6L6G, 2-5X4G, 2-5W4GT.
CONTROLS: (6) 2 Mike, 1 Phono, 2 Master Controls, 1—Bass and Treble Compensator.
CURRENT DRAIN: 290 watts at 117 volts—50-60 cycle. AC.
DIMENSIONS: 17⅛" long x 10" high x 12½" deep.

PRICES LISTED ON PAGES C-1 AND C-2
Copyright by U. C. P., Inc.

BOGEN E30 "*Trail Blazer*" Sound Systems

MODELS WITH LOW AND HIGH IMPEDANCE INPUTS



30

Watts

- ★ Three Input Channels
- ★ Two Microphones and Phono
- ★ Electron Mixing on all channels
- ★ Full Range Controls
- ★ Treble and Bass Tone Compensator
- ★ Built-in Remote Control for all Inputs (Optional)
- ★ Beam Power 6L6 Push Pull Outputs
- ★ Illuminated Sloping Control Panel
- ★ Outdoor Weather-proof Trumpet Systems

ESTABLISHING a new standard of quality, performance and features, the new Bogen E30 "Trail Blazer" amplifier and systems, leads the way in offering finer sound equipment at lower and more popular prices.

Available in both High and Low Impedance Models, the E30 "Trail Blazer" units are seven-tube high gain amplifiers using the popular 6L6 Beam Power Tubes in the output stage to insure maximum power output and excellent tone quality. Equipped with three input channels for two microphones and one phono the E30 amplifier permits wide flexibility of operation. Each input channel is individually controlled and all channels can be mixed and used simultaneously. All inputs are high impedance on the Model E30. The Model EL30 Low Impedance amplifier is provided with a low impedance microphone input channel which is extremely valuable for installations where long microphone cables are used. In addition, the EL30 amplifier includes a second high impedance microphone input and a separate phono input thereby permitting the use of both high and low impedance microphones. An optional feature is the Remote Control provision which can be obtained built-in to any "Trail Blazer" amplifier. This feature permits complete wired or wireless remote control and mixing of any two of the available three input channels from distant points as far as 2,000' from the amplifier. For complete variation of tone, a bass and treble compensator is built-in insuring better variation of tone ranges than the ordinary tone controls commonly used. An illuminated sloping panel, handsomely etched in bright modern colors matches the smart streamline chassis design. A variable impedance output strip and two built-in speaker sockets add greater convenience for speaker connection and matching. All component parts are selected materials of the finest quality and "Trail Blazer" amplifiers are engineered to give lasting and consistent service.

MODEL E30 "TRAILBLAZER" — Amplifier and tubes. Price.....

LOW IMPEDANCE AMPLIFIER

MODEL EL30 —30-watt amplifier, same as above Model E30 "Trail Blazer" but with first microphone input channel equipped for low impedance. When ordering specify one of the following impedances: 50, 200, 500 ohms. Model EL30, complete with tubes. Price.....

BOGEN E30 "TRAIL BLAZER" SYSTEMS

MODEL E30F—Complete basic system, includes 1 Model E30 amplifier and tubes, 2—12" Jensen PM12C speakers each with 25' cable and plugs. 1—Astatic JT30 Crystal microphone, with 25' cable and plugs. Price.....

FOR INDOOR INSTALLATIONS

MODEL E30B—Same as above, with 2—BA12 Walnut speaker baffles. Price.....

FOR PORTABLE USE

MODEL E30P—Same as E30F but with Model K30 portable carrying case for 2 speakers and amplifier. Price.....

FOR OUTDOOR INSTALLATIONS

MODEL E30T — Complete system includes: 1—E30 amplifier and tubes, 2—Bogen-University 3½' reflexed non-resonant weatherproof trumpets each with swivel mounting brackets, 2—25-watt Bogen-University PM trumpet units (not dynamic cone speakers), 1—Astatic Crystal JT30 microphone, and 25' of cable and plugs. Price.....

CHOICE OF MICROPHONES, other than those listed above: (a) Amperite BH velocity, (b) BOGEN de luxe velocity model VR-HF, (c) Amperite BAH dynamic, (d) American D8T dynamic, (e) Astatic T3 crystal. Each with 25' cable and plugs. Add to any of above system prices .....

OPTIONAL FEATURE—Remote control circuit built-in for operation of all input channels, can be obtained at an additional if specified when ordering.

MODEL SRC50—SR remote control comes complete with RC50, 50' cable and plugs. Model SRC50. Price.....

MODEL E30 "TRAILBLAZER" SPECIFICATIONS

POWER OUTPUT: 30 watts undistorted (less than 5 per cent.), peak power, 40 watts.
INPUT CIRCUITS: Three input channels, two Microphone inputs, one Phono input.
INPUT IMPEDANCES: Microphone channels: High impedance 500,000 ohms. (Low impedance channels available in Model EL30 provides taps of 30, 200, 500 ohms.) Phono input, High impedance, 500,000 ohms.
OUTPUT CIRCUITS: Tapped terminal strip and two plug-in speaker sockets.
OUTPUT IMPEDANCES: 2, 4, 9, 250 and 500 ohms available at both terminal strip and sockets.
GAIN: Microphone Inputs—129 db.
Phono input—89 db.
FREQUENCY RESPONSE: 40 to 12,000 cycles + or — 1.5 db.
TONE CONTROL: 1—Bass, Treble compensator.
CONTROL PANEL: Illuminated. Mounting two microphone controls, one phono control, one tone compensator control and master A.C. power switch.
REMOTE CONTROL PROVISION (OPTIONAL): Built-in, provides complete mixing and fading of any two of the three available inputs from remote point.
TUBES: 2—6SF5, 1—6C8G, 1—6F8G, 2—6L6G, 1—5X4G.
POWER CONSUMPTION: 130 watts, 117 volts, 50-60 cycles A.C.
DIMENSIONS: 15" x 7¾" x 9¼".

Copyright by U. C. P., Inc.

PRICES LISTED ON PAGES C-1 AND C-2

BOGEN E20 "*Century*" SOUND SYSTEMS

MODELS WITH LOW AND HIGH IMPEDANCE INPUTS

20

Watts

- ★ Triple Channel Inputs
- ★ Two Microphones and Phono
- ★ Full Range Controls
- ★ Electron Mixing on all Inputs
- ★ Bass and Treble Tone Compensator
- ★ Built-in Remote Control for all Inputs (Optional)
- ★ 6L6 Beam Power Push Pull Outputs
- ★ Illuminated Sloping Panel Controls
- ★ Outdoor Weather-proof Trumpet Systems



THE new Bogen Model E20 "Century" Amplifiers and systems represent the best in engineering design and quality of performance in their price range. They offer the latest features in sound development which assure smooth flawless tone quality and high power. The new 20-watt "Century" justifies its name as the leader of its class.

The E20 is provided with 3 input channels for two microphones and phono and electronic mixing permits the use of all three channels at one time. Input channels on the model E20 are high impedance suitable for all high impedance microphones. The Model EL20 is a low impedance amplifier with one microphone input for low impedance operation, the other microphone input and phono are high impedance as in the E20. This exclusive low impedance feature is extremely desirable where microphones must be operated at a considerable distance from the amplifier. Another feature, which is optional in the "Century" amplifiers, is the remote control circuit which permits mixing any two of the three input channels, from a remote point. The exclusive Bogen remote circuits require no shielded cable and can be operated with either wired or wireless controls over 2,000' away. A compensated bass and treble equalizer is another superior feature of the "Century" amplifiers and gives far truer control of tone than the ordinary tone controls commonly used. Ease of operation is a keynote of these new Bogen units as indicated by the new sloping control panel which is illuminated for greater visibility. A variable tapped output strip of new design insures proper matching of speaker impedances. In addition 2 built-in speaker sockets are provided for greater convenience. The units are beautifully finished in gray wrinkle and the panels are etched in a smart modern, colorful design in keeping with the streamlined trend of today.

BOGEN MODEL E20 "CENTURY"—Amplifier, complete with tubes. Price.....

LOW IMPEDANCE AMPLIFIER

MODEL EL20 "CENTURY" AMPLIFIER — 20-watt amplifier same as above Model E20 "Century" but with first microphone input channel equipped for low impedance operation, tapped at 50, 200 and 500 ohms. Specify tap setting desired when ordering. Model EL20, complete with tubes. Price...

BOGEN E20 "CENTURY" SYSTEMS

MODEL E20F—Complete basic system includes: 1 Model E20 amplifier, 1 kit of matched tubes, 2 Jensen 12" PM12C speakers with 25' cable and plug on each. 1—Astatic JT30 Crystal microphone and 25' cable and plug. Price

FOR INDOOR INSTALLATIONS

MODEL E20B—Complete system, same as above but with 2—BA12 Walnut speaker baffles. Price...

FOR PORTABLE PURPOSES

MODEL E20P—Complete system, same as above but with Model X30 portable carrying case for two speakers and amplifier. Price .....

FOR OUTDOOR INSTALLATIONS

MODEL E20T—Complete outdoor system includes: 1—E20 amplifier, 1—kit of matched tubes, 1—Bogen-University 3½' reflexed non-resonant, completely weather-proof trumpet, with swivel mounting bracket, 1—25-watt Bogen-University PM trumpet unit (not dynamic cone speaker). 1—Astatic JT30 Crystal microphone and 25' cable and plugs. Price.....

CHOICE OF DE LUXE MICROPHONES other than listed above: (a) Amperite BH velocity microphone, (b) BOGEN deluxe velocity model VR-HF, (c) Amperite BAH dynamic, (d) American D8T dynamic, (e) Astatic T3 crystal. Each with 25' microphone cable and plugs.
Add to any above system prices.....

OPTIONAL FEATURE

Remote control circuit built-in for operation of all input channels can be obtained at an additional $5.00 list if specified when ordering.

MODEL SRC50—Remote control comes complete with RC50, 50' cable and plugs.
Price .....

ADDITIONAL OUTDOOR TRUMPET

MODEL SAPH — Bogen-University 3½' reflexed non-resonant weatherproof trumpet and mounting bracket with 25-watt Bogen-University Trumpet unit (not a dynamic cone speaker).
Price .....

MODEL E20 "CENTURY" SPECIFICATIONS

POWER OUTPUT: 20 watts undistorted (less than 5 per cent.), peak power, 30 watts.
INPUT CIRCUITS: Three input channels, two Microphone inputs, one Phono input.
INPUT IMPEDANCES: Microphone channels—High impedance 500,000 ohms. (Low impedance channels available in Model EL20 provides taps of 50, 200, 500 ohms.) Phono input, High impedance, 500,000 ohms.
OUTPUT CIRCUITS: Tapped terminal strip and two plug-in speaker sockets.
OUTPUT IMPEDANCES: 2, 4, 9, 250 and 500 ohms available at both terminal strip and sockets.
GAIN: Microphone Inputs—127 db.
Phono Inputs—87 db.
FREQUENCY RESPONSE: 40 to 12,000 cycles + or — 1.5 db.
TONE CONTROL: 1—Bass, Treble compensator.
CONTROL PANEL: Illuminated. Mounting two microphone controls, one phono control, 1 tone compensator control and master A.C. power switch.
REMOTE CONTROL PROVISION (OPTIONAL): Built-in—provides complete mixing and fading of any two of the three available inputs from remote point.
TUBES: 2—6SF5, 1—6C6G, 1—6F8G, 2—6L6G, 1—5X4G.
POWER CONSUMPTION: 120 watts, 117 volts, 50-60 cycles A.C.
DIMENSIONS: 14" x 7¾" x 8".

PRICES LISTED ON PAGES C-1 AND C-2

Copyright by U. C. P., Inc.

BOGEN E14 "*Pacemaker*" Sound Systems

MODELS WITH LOW AND HIGH IMPEDANCE INPUTS

14

Watts

- ★ Multi-channel Inputs
- ★ Two Microphones and Phono
- ★ Full Range Electron Mixing on All Inputs
- ★ 6L6 Beam Power Push Pull Outputs
- ★ Bass and Treble Tone Compensator
- ★ Remote Control for All Inputs—Optional
- ★ Variable Impedance Speaker Matching and Tapped Outputs
- ★ Illuminated Sloping Controls Panel

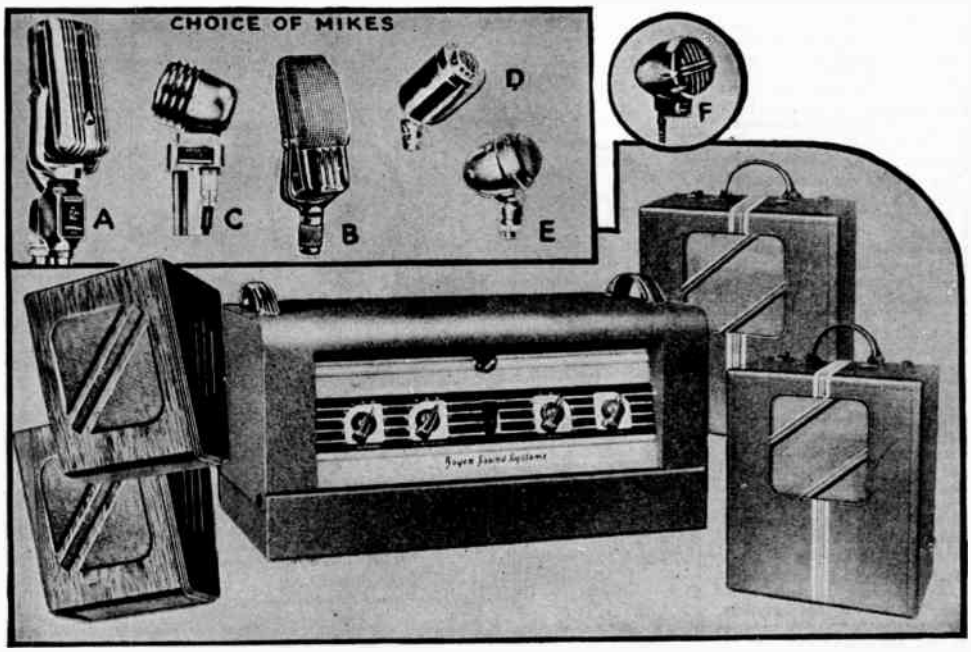

THE new Model E14 "Pacemaker" Sound Systems set the pace for medium powered Public Address equipment in the popular price range.

No other amplifier or system incorporates all of the features, listed above, at these low prices. Most of these features have only been available in larger so-called De Luxe units selling at much higher prices. The Bogen E14 "Pacemaker" is a 7-tube high gain amplifier providing three input channels for two microphones and phono. Each microphone input has its own separate input tube and full range individual gain control. Phono input is also provided with separate gain control and electronic mixing is effected between all three channels simultaneously. All input channels are high impedance and microphone inputs are universal for use with all current high impedance microphones, dynamic, crystal, velocity, or velotron. Low impedance inputs, an exclusive Bogen feature, are available on any or all inputs in the Model EL14 amplifier, (described below). A new and exclusive two channel remote control input for wired or wireless remote controls is an optional feature of the Model E14. Bogen remote controls permit the operator to mix and fade any two of the three input channels available from a remote point and are not to be confused with remote controls that do not provide mixing or multi-channel operation. With the exclusive Bogen Remote Control the operator can control either two microphones or one microphone and phono at will. A bass and treble tone compensator is another De Luxe feature built in the Model E14 "Pacemaker." This is not an ordinary tone control but permits accentuation of the bass or treble ranges at will. A pair of 6L6 beam power output tubes in push-pull assure ample power with excellent quality. A beautifully etched, sloping control panel illuminated for greater visibility enhances the appearance of the new Bogen E14 "Pacemaker." For ease of connection lock type shielded connectors are provided for the microphone inputs, terminal strips for phono inputs and a new variable output terminal strip tapped at 2, 4, 9, 250, and 500 ohms insures quick and easy speaker matching. For further convenience two speaker sockets are built-in. The new E14 "Pacemaker" establishes a new standard in the medium priced field.

MODEL E 14—Amplifier and Tubes. Price.....

LOW IMPEDANCE AMPLIFIER

MODEL EL14—14 watt amplifier same as Model E14 "Pacemaker" above with first microphone input channel equipped for low impedance operation—tapped at 50, 200 and 500 ohms. Specify tap setting desired when ordering. MODEL EL14, complete with tubes. Price.....

BOGEN MODEL E14 SYSTEMS

MODEL E14F—Complete basic system consists of: 1—Bogen Model E14 "Pacemaker" amplifier, 1—Kit of matched tubes, 2—10" Jensen PM10C Dynamic speakers each with 25' of speaker cable and plug. Astatic JT30 Crystal microphone and 25' of microphone cable fitted with lock type connectors. MODEL E14F "Pacemaker" System as described above. Price..

FOR INDOOR INSTALLATIONS

MODEL E14B—Complete system. Same as E14F but with 2—BA10 Walnut speaker baffles.
Price .....

FOR PORTABLE USE

MODEL E14P—Complete system. Same as E14F but with Model K14 Portable Carrying Cases for two speakers and amplifier. Price.....

CHOICE OF DE LUXE MICROPHONES than listed above (a) Amperite BH velocity, (b) BOGEN de luxe velocity Model VR-HF, (c) Amperite BAH dynamic, (d) American D8T dynamic, (e) Astatic T3 crystal microphone. Each with 25' cable and plugs.
Add to any above system prices .....

OPTIONAL FEATURE

Remote control circuit built-in for operation of all input channels can be obtained at an additional list if specified when ordering.

MODEL SRC50—SR remote control complete with RC50, 50' cable and plugs.
Price .....

MODEL E14 AMPLIFIER SPECIFICATIONS

POWER OUTPUT: 14 watts undistorted (less than 5 per cent.), peak power, 25 watts.
INPUT CIRCUITS: Three input channels, two Microphone inputs, one Phono input.
INPUT IMPEDANCES: Microphone channels—High impedance 500,000 ohms. (Low impedance channels available in Model EL14 provides taps of 50, 200, 500 ohms.) Phono input, High impedance, 500,000 ohms.
OUTPUT CIRCUITS: Tapped terminal strip and two plug-in speaker sockets.
OUTPUT IMPEDANCES: 2, 4, 9, 250 and 500 ohms available at both terminal strip and sockets.
GAIN: Microphone Inputs—125 db.
Phono Inputs—85 db.
FREQUENCY RESPONSE: 40 to 12,000 cycles + or — 1.5 db.
TONE CONTROL: 1—Bass, Treble compensator.
CONTROL PANEL: Illuminated. Mounting two microphone controls, one phono control, one tone compensator control and master A.C. power switch.
REMOTE CONTROL PROVISION (OPTIONAL): Built-in, provides complete mixing and fading of any two of the three available inputs from remote point.
TUBES: 2—6SF5, 1—6C8G, 1—6F8G, 2—6L6G, 1—5Y4G.
POWER CONSUMPTION: 90 watts, 117 volts, 50-60 cycles A.C.
DIMENSIONS: 14" x 7¾" x 8".

Copyright by U. C. P., Inc.

PRICES LISTED ON PAGES C-1 AND C-2

BOGEN E620 "UNIVERSAL" MOBILE SYSTEM

20 WATTS

THE Improved new Bogen E620 mobile system answers a long felt need for an economical amplifier that may be easily converted to operation from six volt storage battery or 115 volt A. C. Changeover from 6 volt battery to 110 volt A. C. is automatic.

The E620 amplifier comprises a single self-contained amplifier unit with its own power supply and phono assembly. Microphone and phono inputs may be mixed or faded thru two independent volume or gain controls. A Bass and Treble compensator control is built-in. The E620 features a sloping recessed four color panel.

The E620 is furnished with a phono assembly comprising a constant speed motor, powerized by a built in supply to eliminate any speed variation or waver on 6 V. D. C. and 110 V. A. C. The phono assembly is complete with Astatic crystal pickup.

Tapped output transformer — Speaker plug-in connections — Smart styling and fine performance makes this an amplifier that lends itself to a wide variety of uses.

MODEL E620 AMPLIFIER complete with phono assembly and tubes.



MODEL E620F SYSTEM—Complete with E620 amplifier and tubes. Two PM12C Jensen 12 inch dynamic speakers, Astatic JT30 crystal microphone with 25' microphone cable and 15' speaker cable and plugs on each speaker.

MODEL E620T SYSTEM—Complete with Model E620 amplifier and tubes. One University 3½" high power trumpet and 25 watt unit. Astatic JT30 Crystal microphone with 25' microphone cable and plugs.

NOTE: Model E620 Systems are available with choice of De Luxe Microphone at an extra cost. Refer to price sheet; (a) Amperite BH Velocity, (c) Amperite BAH Dynamic, (d) American D8T Dynamic, (e) Astatic T3 Crystal microphone. Each with 25' cable and plugs.

E620 AMPLIFIER SPECIFICATIONS

OUTPUT: 20 watts undistorted (less than 5%) peak—25 watts.
OUTPUT IMPEDANCES: 4-8-15-250-500 ohms.
GAIN: Microphone 116 db. Phono 89 db.
INPUT: Two—1 microphone—500,000 ohms. 1 phono—500,000 ohms.
FREQUENCY RESPONSE: 30—12000 cycles + or — 2 db.
TUBES: 1-7B4, 1-7F7, 2-6L6G, 1-7Z4.
CURRENT DRAIN: 6 volt D. C.—13.75 amps. 117 V. A. C.—95 watts.
DIMENSIONS: 15" long x 9¼" deep x 8½" high.

BOGEN E8P "*Ultra Compact*" System

SPECIFICATIONS:

4 TUBES: 1-7F7; 1-6AD7; 1-6F6G; 1-5W4GT. GAIN: Microphone 104 db. Phonograph 71 db. INPUT IMPEDANCE: High, 500,000 ohms. OUTPUT IMPEDANCES: 4, 8, 15 ohms available at speaker socket with field supply for 1000-ohm speaker. AMPLIFIER DIMENSIONS: 4½" deep x 7" wide x 7½" high.

★ **8 Watts Output—Pushpull**

★ **Separate Inputs for Mike and Phono**

★ **Electronic Mixing of Both Inputs**

★ **Individual Mike, Phono and Tone Controls**

The Bogen Model E8 is one of the most remarkable low power amplifiers available. Complete portable model is compact, lightweight and durable. 8" PM dynamic speaker is mounted in portable leatherette speaker baffle, designed so that system can operate when it is closed. Electro dynamic speaker field supply is also provided, built in. Amplifier can be removed from case and operated at a distance. Particularly suitable for small orchestras, traveling demonstrators, lecturers and political meetings.

BOGEN MODEL E8 AMPLIFIER: Complete with tubes.

MODEL E8P SYSTEM: 1-E8 Amplifier and tubes. 1 — 8" PM dynamic speaker. 1 — portable leatherette speaker baffle to carry amplifier and speaker.

MODEL E8PX SYSTEM: Same as above plus Astatic Y30 Microphone, desk stand, 7½ ft. cable and connector.

MODEL E8PJ SYSTEM: Same as E8P plus Astatic JT30 Microphone and 25' cable and connector.

MODEL 2S: 25' Speaker Extension Cable.

PRICES LISTED ON PAGES C-1 AND C-2

Copyright by U. C. P., Inc.

BOGEN E10 *De Luxe Economy* System

10 Watts

THE improved Bogen EP10 system meets the demand for medium powered, two speaker sound systems at an economical price. Many features of the more expensive de luxe systems are incorporated in the EP10.

The amplifier is equipped with separate input channels for one microphone and one phono. These two channels each have their own full range gain control. Electronic mixing permits fading and mixing between both channels and also their use simultaneously. A high frequency tone control is provided. All controls and A. C. switch are mounted on an especially styled and colorful control panel.

The output circuit comprises a pair of 7C5 beam power tubes in push-pull amplification assuring excellent tone quality and volume. The output transformer is tapped at 4-8-15-250-500 ohms and connected to a speaker terminal strip. In addition two speaker sockets are built in and provide quick and easy means of connecting speakers.



The E10 amplifier may be used in many types of installations for hard of hearing aids, small paging systems, etc. The unit is ideal for speech modulation and may be used as a driver for medium powered transmitters.

The components used in making up the EP10 sound systems assure fidelity of reproduction, and dependable long life for continuous operation.

MODEL E10F "Economy" system comprises 1—E10 amplifier with tubes; 2—10" PM dynamic speakers. Each with 25' cable and plugs, and one Astatic Crystal microphone Model JT30 and 25' cable.

FOR INDOOR INSTALLATIONS

MODEL E10B—Complete system same as above but with two BA10 Walnut Baffles.

FOR PORTABLE USE

MODEL E10P—Complete system same as E10F but with portable two section leatherette covered speaker baffle Model 10A for carrying amplifier and mounting the 2 speakers.

MODEL E10—Amplifier only, complete with tubes.

NOTE: If system is ordered less microphone refer to price sheet. If system is ordered with (G) American D4T Dynamic, for extra cost refer to price sheet.

E10 AMPLIFIER SPECIFICATIONS

OUTPUT: 10 watts—less than 5% distortion.
OUTPUT IMPEDANCES: 4-8-15-250-500 ohms.
FREQUENCY RESPONSE: 65—9000 ± 2 db.
CONTROLS: Three—one microphone, one phono, one tone.
GAIN: Microphone 114 db., phono 75 db..
INPUTS: 1—microphone 500,000 ohm, 1—phono 500,000 ohm.
TUBES: Total 5; 2-7F7, 2-7C5, 1-5W4GT.
CURRENT DRAIN: 88 watts at 117 v. A. C.
DIMENSIONS: 7" deep x 11" wide x 7-5/16" high.

BOGEN E66 *Universal* MOBILE AMPLIFIER



★ Extremely Compact

★ Built to Police Specifications

★ Mounts Under Car Dashboard

★ 6 Volt DC and 110 Volt AC Operation

★ Output Equals Ordinary 15-18 Watt Amplifiers

MODEL E66F—System, complete, includes: 1-E66 Amplifier; 1-complete set of matched tubes; 1 Special Bogen University trumpet; 1-Astatic Y30 Crystal microphone with removable handle, removable base for desk stand operation and 7½' of cable.

MODEL MB—Special mobile speaker bracket.

MODEL E66—Amplifier only with Tubes.

MODEL E66 SPECIFICATIONS

POWER OUTPUT: 8 watts (or + 31 db).
HUM: AC: — 45 db; DC: — 62 db.
INPUT CIRCUITS: 1 microphone input—Lock Type Screw on Connector; 1 Jack for Phonograph Input.
INPUT IMPEDANCE: High Impedance, (500,000 ohms) for Microphone and Phonograph.
OUTPUT IMPEDANCE: 4, 8, 15 ohms available at 5-prong speaker socket.
POWER CONSUMPTION: 6.3 volt storage battery: 7 amperes; 117 volts AC: 50 watts.
GAIN: Overall gain: microphone input: 110 db; phonograph input: 75 db.
TUBE COMPLEMENT: (4) 1-7F7, 1-6F6G, 1-6AD7G, 1-7Z4.
DIMENSIONS: 5¾" wide x 7⅜" deep x 6¾" high.

The Bogen Model E66 is a radical departure in mobile amplifier construction, and has been designed in accordance with the specifications of Police Departments in some of the country's largest cities. Compact, inexpensive—yet highly efficient, it is intended for use in Police, safety, fire and emergency cars, and also as a public address system for outdoor gatherings. The Bogen Model E66 can be used on either a 6 volt storage battery or a 117 volts AC and the current drain is exceptionally low. It is modern in design, extremely simple to install and mounts directly under the dash-board. It takes as little space in a car and is as simple to operate as a radio or small heater.

The speaker, developed as a companion unit for the Model E66 is a special Bogen University reflex trumpet of the folded exponential type. It may be mounted easily in the motor compartment under the engine hood—or on a fender alongside the headlight. This speaker is so amazingly efficient that with it, the Bogen Model E66 delivers the equivalent results of a 15 watt system. 100% waterproof and of all metal construction, this specially designed speaker will stand considerable abuse and is a revelation in high efficiency reproduction. A special bracket is available for speaker mounting.

The microphone, a streamlined Astatic crystal with a handle and 7½ feet of cable, can be used by the driver without interfering with his normal driving operations.

The Amplifier utilizes push pull output and incorporates a stand-by switch which reduces the current drain and keeps the Amplifier ready at all times for immediate use. A phonograph connection is provided and the unit is constructed so that tubes or vibrator may be removed without disturbing the amplifier mounting.

The usefulness of Police Cars is immeasurably increased when the compact, mobile E66 is added to the usual two way radio communication, making each police car an extremely effective traffic safety car.

Copyright by U. C. P., Inc.

PRICES LISTED ON PAGES C-1 AND C-2

BOGEN Pre-Amplifiers and Accessories

4 CHANNEL MIXER-PREAMPLIFIERS BUILT IN REMOTE CONTROL PROVISION FOR ALL CHANNELS ON EACH MODEL



MODEL HH

FOR ALL NORMAL P. A. APPLICATIONS

This four position mixer and pre-amplifier will mix four high-impedance microphones into any high impedance amplifier. Each input channel has its own tube and gain control. A master volume control is provided for overall gain. The unit includes its own built in A. C. power supply.

The Bogen Model HH will answer to a wide variety of uses such as mixing and fading microphones to recording equipment, also to increase the input channels of existing amplifiers.

This compact and smartly styled pre-amplifier and mixer will be a solution to many problems calling for additional input channels to be added to any high impedance amplifier.

SPECIFICATIONS: Input impedance 500,000 ohms on all inputs. Output impedance 500,000 ohms. For 110 volts A. C. operation.
TUBES: 5-7B4, 1-7Z4. SIZE: 14-1/16" x 8" x 7⅞" high.

MODEL HH complete with tubes without meter. Gain 60 D. B.

MODEL HLO
FOR REMOTE LINE APPLICATIONS

Similar to Model HH, with four high impedance inputs, but equipped with a zero level output amplifier built-in with output transformer terminating in 50-125-200-500 ohms taps. A DB meter is provided on control panel to indicate output level and master gain control is built in.

This unit is ideal for use as a remote Pre-Amp on telephone lines or as a remote pre-amp operated for P. A. work at a distance from the main amplifiers. All input impedances - 500,000 ohms. For 110 volts A. C. operation.
SIZE: 14-1/16" long x 8" deep x 7⅞" high.
TUBE KIT: 5-7B4, 1-7A4, 1-7Z4.

MODEL HLO with tubes and D. B. meter. Overall gain 76 D. B.

MODEL LLO
FOR PROFESSIONAL BROADCAST USE

Built to conform to the strictest requirements of broadcast equipment, this pre-amplifier embodies four low impedance input channels, each with separate gain control. Each input is tapped at 50-125-200-500 ohms. A master gain control is included along with a built in DB level meter. Low impedance output of 50-125-200-500 ohms is available at zero level.

Built in A. C. power supply is absolutely humless.

The Model LLO is made available for the discriminating buyers who require precision equipment combined with smart styling.
SIZE: 14-1/16" long x 8" deep x 7⅞" high.
TUBES USED: 5-7B4, 1-7A4, 1-7Z4.

MODEL LLO with tubes and meter. Overall gain 76 D. B.

NEW - EXCLUSIVE AD-A-MIXER ADDS AN EXTRA MIKE CHANNEL TO ANY HI-IMPEDANCE AMPLIFIER

MODEL AM-2

Here is the answer to innumerable requests for a small mixer unit which can be connected to any high Impedance amplifier to add an extra microphone input channel. The Model AM-2 is a compact dual mixer unit of the pad circuit type, equipped with two mike connectors and two gain controls. A short shielded cable and connector is provided to attach the AM-2 to the high Impedance microphone input of any standard amplifier. Two microphones can be connected to the AM-2 and can be mixed and faded with the individual controls, thus converting any single channel amplifier to dual channel operation. Finished in smart grey wrinkle, complete with shielded cable and connector. Dimensions: 5¾" long, 2¾" wide, 1¼" high.

BOGEN EXCLUSIVE STRAIGHT LINE VOLUME EXPANDER



MODEL VE2

An expander is used to restore the original dynamic range when playing recorded music. This unit expands or amplifies passages that were compressed during the actual recording due to physical limitations. An expander creates a range of musical grandeur and depth not found in ordinary reproduction.

This latest Bogen development is the long sought after answer to true expansion. Operating on an entirely new principle — it eliminates all the previous difficulties found in expanders such as distortion and time lag. Using Straight Line Expansion, it is now possible to recreate any type of musical reproduction — either from symphonic or dance records. Requires no critical adjustment — is instantaneous in operation with absolutely no time lag or chopping effect.

Completely revolutionary in operation, this expander is the same as the one embodied in Bogen De Luxe Model EX70 except that the Model VE2 is offered as a compact unit for connection to any amplifier for record reproduction. Complete with its own built in power supply, expansion control, A. C. switch and indicator light and housed in a smartly styled gray wrinkle case 9 x 4 x 6½ high.
TUBES USED: 1-7B7, 1-7F7, 1-5W4GT.

MODEL VE2 complete with tubes.

BOGEN 100 WATT BOOSTER AMPLIFIER

Model E100

THE new Bogen 100 Watt Booster lends itself ideally to large installations such as stadiums, memorial parks, auditoriums, ball parks, etc.

This booster embodies the latest circuit developments. Four 6L6 tubes arranged in a special push-pull parallel circuit deliver 100 watts of undistorted power output. All transformers are generously designed to give the excellent regulation so necessary in this type of circuit.

Despite the enormous power output, surprisingly little driving power is necessary—only 2 watts. Thus any existing small system may easily be converted into a high powered installation of the largest type.

Input 15, 50, 250 and 500 ohms; output 500, 250, 166, 125, 100, 84 and 72 ohms. Separate secondary for voice coil with taps at 15, 9, 4 and 2 ohms to enable the matching of any combination of speakers or lines. Connections on terminal strips.

Tube Complement: 4-6L6 beam power tubes, 3-5X4G rectifier tubes.

MODEL E-100 —Complete, with tubes.

E100 SPECIFICATIONS

GAIN: Overall 17 db.
FREQUENCY RESPONSE: 30 to 12,000 cycles.
CURRENT DRAIN: 300 watts, 110 volts, 50-60 cycles.
DIMENSIONS: 9" deep, 16½" wide, 9½" high.
OUTPUT: 100 watts—less than 5 per cent Harmonic Content.
TUBE COMPLEMENT: 4-6L6G, 3-5X4G.
CONTROLS: 1 Master Power Switch.

PRICES LISTED ON PAGES C-1 AND C-2

Copyright by U. C. P., Inc.

BOGEN PORTABLE PHONO RECORD PLAYERS

MODELS
8005-8006
8007 - Illus.

PORTABLE PHONOGRAPHS

THE models listed below are available with Gen. Industries phono motors, either single or dual speed types. Single speed motors play 78 R.P.M. records. Dual speed motors play both 33-1/3 and 78 R.P.M. Each unit is entirely complete and self-contained and is available with crystal pickups. Carrying cases are well constructed, reinforced and covered with a durable gray leatherette.

MODEL 8004A—An excellent economy model portable phono equipped with rim drive single speed motor and 9" Turntable, Standard Crystal pickup with tangent arm and arm rest.

MODEL 8005—Complete with Gen. Industry single speed motor and 10" turntable equipped with latest model AB8 crystal pickup. For 110 volts, 60 cycles. Dimensions: 15¾" x 13" x 7¼".

MODEL 8006—With Green Flyer governor controlled motor, model AB8 crystal pickup and 10" turntable. For 110 volts, 60 cycles. Dimensions: 15¾" x 13" x 7¼".

MODEL 8007—Complete with Dual speed heavy duty Green Flyer motor, 12" turntable and model AB8 crystal pickup. For 110 volts, 60 cycles. Dimensions: 15¾" x 13" x 7¼".

MODEL 8008 WITH LOW PRESSURE PERMANENT SAPPHIRE PICKUP

The new Model 8008 Bogen portable phono is a specially designed de luxe unit incorporating the latest type Low Pressure pickup equipped with permanent Sapphire Stylus. These new pickups are superior in many ways over the average standard crystal pickup, and feature a new curved Tangent arm of special cast alloy, an extremely low needle pressure of approximately ½ ounce and the permanent sapphire stylus eliminates needle changing and minimizes needle scratch assuring the finest reproduction possible. The Model 8008 is furnished complete with a General Industry constant speed motor and 10" Turntable and is housed in a smart grey leatherette carrying case reinforced for portable use. Dimensions 15¾ x 13 x 7¼. For 110 Volts 60 Cycles A. C.

MODEL PT PHONO ASSEMBLY
Fits on Top of any Bogen Amplifier

MODEL PT PHONO ASSEMBLY—is a compact A. C. phono turntable, equipped with an Astatic S8 crystal Pickup and housed in a metal casing which may be secured on the top of most amplifiers. The PT Phono

Converts any Amplifier to Phono Combination

will therefor quickly convert most amplifiers into complete A. C. phono amplifier units. All connections are plug in type.

DIMENSIONS: 12⅛" long, 5¾" wide, 2¼" high.

MODEL PE5 PORTABLE PHONO

The Bogen Model PE15 is one of the finest portable electric phonographs available, and it is not to be confused with ordinary small models. Specially designed to meet the rigid specifications of the nation's largest school boards, it is used by music appreciation classes in many of the country's finest schools. Equipped with a specially compensated speaker, powerful 3 tube amplifier, separate master volume and tone controls and the latest type crystal pickup. The entire unit is mounted in a smart, modern airplane cloth covered carrying case.

Dimensions: 14½" x 18¾" x 8½". Tubes Used: 1-6J7; 1-25A7; 1-BK86B.

MODEL PE5, complete with tubes, 6' line cord and plug.

MODEL 8016 AND 8016L



De-Luxe PORTABLE PHONOGRAPHS FOR 16" RECORDINGS

The De Luxe Model 8016 Portable Phonograph supplies the demand for a unit capable of playing 16" professional transcription recordings as well as the Standard 10" and 12" records. The No. 8016 contains a heavy duty Green Flyer motor, dual speed for 78 and 33-1/3 R.P.M. Recordings. It is equipped with a crystal pickup and special 12" arm and comes complete with 12" turntable. The entire unit is mounted in a fine leatherette carrying case strongly reinforced and finished with leather corners and gunmetal hardware. For 110 volts, 60 cycles. Dimensions: 21¾" x 17" x 7".

MODEL 8016L—A special portable phono similar to the Model 8016 but equipped with the new Model HP16 low pressure pickup with permanent sapphire stylus. Especially recommended for professional use.

Copyright by U. C. P., Inc.

PRICES LISTED ON PAGES C-1 AND C-2

BOGEN Phono Players — Changers — Baffles

MODEL PT16 TRANSCRIPTION PLAYER

This general purpose phono player with amplifier is designed to handle 16" transcription records along with the standard variety.

The 12" turntable is driven by a special heavy duty General Industries dual speed motor for 33-1/3 and 78 RPM. The Astatic Crystal pickup feeds the built in 6 watt high quality amplifier that is equipped with master gain and tone controls. A 10" PM dynamic speaker is mounted in the cover of carrying case. This cover is removable and may be used at a distance from the main unit.

The PT16 is ideal as a portable record player to handle any size recordings. Operation is from 110 volt A. C. only.

DIMENSIONS: 23½" x 17¼" x 10¾". Complete with tubes.

TUBE COMPLEMENT: 1-7F7, 2-7C5, 1-5W4GT.

MODEL PT16AD PORTABLE PHONO AMPLIFIER

Same as above Model PT16 except this model operates from either 110 volt A. C. or D. C. current and the output of the amplifier is 4 watts. Complete with tubes.

TUBES USED: 1-7F7, 2-25L6G, 1-25Z6G.

NOTE: Either of above models are available with a microphone input at slight extra cost. They can also be obtained equipped with new Low Pressure Astatic HP-16 Professional Pickup with Sapphire Stylus at slight extra cost. Specify when ordering on either of above extras.

MODEL PC201

BOGEN PORTABLE AUTOMATIC RECORD CHANGER WITH LOW PRESSURE PICK UP

The new low cost Model PC201 is a foolproof automatic record changer especially designed to be positive in action and simple in operation. It will play 10" or 12" records automatically and will handle up to 10 records of either size requiring only a very simple flip of a lever for change from 10" to 12" or vice-versa. The last record is repeated and a single button control regulates complete operation — turns changer "On" or "Off" — rejects any record at will and also permits manual operation. Entire mechanism is mounted on a pressed steel plate finished in beautiful brown lacquer. Changer features a new high quality low pressure crystal pickup (1½ oz.) suitable for use with the new permanent sapphire needles as well as steel needles. The Model PC201 is mounted on spring suspensions, in a handsome grey leatherette carrying case smartly trimmed with modern hand striping. Operation for 110 Volts 60 Cycles.

MODEL PC201—Complete in Portable Case.

BOGEN SPEAKER BAFFLES

BOGEN WALNUT FINISHED BAFFLES

A new, complete line of walnut finished baffles for wall mounting, priced to meet the many calls on indoor sound installations where attractive baffles are needed to harmonize with the surroundings. All models are built of selected veneers beautifully finished with high luster lacquers to enhance the natural wood grains. Inclined front panels insure proper sound distribution and side vents are provided to permit correct release of speaker pressure, thereby improving the quality of reproduction.

Each baffle supplied with complete mounting hardware.



Model	Speaker Accommodations	Dimensions Width	Dimensions Heighth	Dimensions Depth
BA12	12-inch	14⅜"	15"	10½"
BA10	10-inch	12¼"	14"	8½"
BA8	8-inch	10½"	11¼"	6½"
BA6	6-inch	7½"	8"	5"

BOGEN DELUXE WALNUT SPEAKER BAFFLES

For installation where the finest type of equipment is desired Bogen deluxe walnut baffles are recommended. These baffles are beautifully designed walnut speaker housings heavily reinforced throughout and equipped with side vents to insure proper release of speaker backlash. Front panels are of fine grain walnut veneers with raised grille bars and silk screen over the speaker opening. Beautifully finished with high luster lacquer. These deluxe baffles present an appearance which will blend harmoniously in the most exacting surroundings. Reinforcing inner baffles are available for the Model W12 Baffle, which permits mounting 10 or 12" speakers without the mounting screws becoming visible on the front panel.

MODEL W12 Deluxe Baffle (For 10" or 12" speakers)—Dimensions: 18" high, 16" wide, 11" deep.

NUMBER 553—Reinforcing Inner Baffle for 10" speakers.

NUMBER 554—Reinforcing Inner Baffle for 12" speakers.

MODEL W8 Deluxe Baffle (For 8" speakers)—Dimensions: 11" high, 10" wide, 5½" deep.

MODEL W6 Deluxe Baffle (For 6" speakers)—Dimensions: 8½" high, 8¾" wide, 4" deep.

PRICES LISTED ON PAGES C-1 AND C-2

Copyright by U. C. P., Inc.

P. A. System Cases—Mike Stands

SPECIAL MODEL KP30 BAFFLES - HOUSES AMPLIFIER WITH PHONO TOP AND 2-12" SPKRS.



The Model KP30 Portable Case was especially designed to accommodate complete phono equipped amplifiers and 2-12" speakers in one compact single carrying unit. This case is heavily reinforced throughout and covered with a fine grey leatherette. Bogen amplifiers such as the E14, E20 or E30 equipped with Model PT Phono assemblies mounted on top, or amplifiers with built-in Phono assemblies such as the Bogen E620 mobile unit, will fit in the bottom section of the KP 30 case and the upper sections will still house 2-12" speakers thereby permitting a complete phono-amplifier - 2 speaker system to be easily carried in these baffles.

Amplifiers with overall dimensions up to 15" x 10" x 9¼" will fit the KP30 with ample room left to mount 2 standard 12" speakers - Model KP30—Overall Dimensions 16" wide x 14½" deep x 22½" high.

MODEL 10A PORTABLE SPEAKER - AMPLIFIER BAFFLES

Used with the Bogen EP10 Portable Sound Systems. An extremely compact portable baffle for two 10" speakers and an amplifier. Heavily constructed of ⅜" plywood covered with a smart gray leatherette. Divides into two sections when open, each section serving as a baffle for a 10" speaker. The lower part of the two sections is fitted with blocks to permit a small amplifier to be carried without sliding around when case is closed. Amplifier space accommodates a Bogen E10 amplifier or any amplifier of similar dimensions: 7" deep x 11" wide x 7½" high. Cable brackets are also provided in each section for winding speaker cables. Overall Dimensions: 9¾" x 12½" x 17⅜".

MODEL 10A—Speaker-amplifier baffle.

MODEL K20 AND K30 PORTABLE SPEAKER - AMPLIFIER BAFFLES



Designed for Bogen E14, E20 and E30 Sound Systems. Accommodates a large amplifier and two 12" speakers. Covered with a durable gray leatherette. Amplifier section in lower part of the case in fitted with blocks to prevent amplifier sliding about when carried. Amplifier fits in as shown in Model 10A illustration. A Bogen E14 or E20 Amplifier or a unit of the same dimensions will fit in the K20 case. The K30 case accommodates the E30 Bogen amplifier or one of similar dimensions. Overall dimensions of K20 and K30 cases: 16" wide x 14½" deep x 20" high.

MODEL K20—Amplifier space: 14" long x 8" high x 8" deep.

MODEL K30—Amplifier space: 15" long x 8" high x 9¼" deep.

MODEL B10 FLOOR STAND

This deluxe floor stand is equipped with an exclusive silent friction locking clutch which will never wear out. Heavy 10" Base is cast in smart modern design with tripod legs to prevent rocking on uneven floors. Seamless tubing heavily chrome plated. Base finished in durable gray wrinkle baked enamel. Weight 10 lbs. Fits all standard microphones with ⅝-27 thread. Extends from 34" to 62".

BS

MODEL BS BANQUET STAND

A medium-weight Banquet stand equipped with silent friction clutch with 7" heavy gray wrinkle base. Tubing heavily chrome plated. Fits all standard microphones with ⅝-27 thread. Extends from 15" to 26".

B10

DELUXE MODERNISTIC STUDIO STANDS

The New Model BRR adjustable Microphone Stand is a combination of beauty and convenience. Finished in durable lacquered gunmetal, the graceful modernistic lines blend with modern studio surroundings. An ingenious arrangement makes it possible to lower or raise the movable part of the stand by a half turn of the automatic clutch collar. The positive internal lock will outlast the life of the stand. The round base with special tripod feet finds its own level, no matter how uneven the floor may be. Extends from 36" to 64". Weight 18 lbs. Standard ⅝-27 thread.

BRR

MODEL H10 STUDIO MICROPHONE STAND

The Model H10 stand is similar to the Model BRR in design and overall construction but equipped with a 10" diameter base weighing 14 lbs. Base features projecting tripod feet and is finished in smart grey wrinkle baked enamel. Extends from 35" to 63". Fits all standard microphones with ⅝-27 thread.

H10

MODEL DS1 ADJUSTABLE STAND

Model DS1 is an adjustable Desk Stand with heavy cast 7" Base finished in smart grey baked enamel shrivel. Ample weight to prevent tipping over—2 section chrome plated seamless tubing with ⅝-27 thread to fit all microphones. Extends from 10" to 14".

MODEL DS2 DESK STAND

A heavy duty desk stand with cast 8" Base finished in durable gray shrivel. Not easily tipped over. 4" Seamless Chrome plated tubing with ⅝-27 thread to fit all standard microphones. Overall height 8½".

Copyright by U. C. P., Inc.

PRICES LISTED ON PAGES C-1 AND C-2

PORTABLE CARRYING CASES AND REMOTE CONTROL

PORTABLE SPEAKER BAFFLE FOR TWO 12" SPEAKERS



The Model 134X dual speaker baffle is divided diagonally into two sections. Each section serves as a speaker baffle sufficient to assure good tone quality. Speaker openings are protected by a strong screen which will not rattle. Has strong leather handle and rattleproof snap locks. Made of heavy 3/8" plywood covered with fine gray leatherette. Metal corners and bumper feet protect against abuse and prevent wear. A deluxe case for heavy duty purposes. Dimensions: 24" x 16" x 10".

MODEL 134X

PORTABLE SINGLE SPEAKER BAFFLES

MODEL 131

These cases are constructed of heavy plywood, with rounded corners and covered with gray leatherette. The backs are detachable and openings are provided to avoid cone pressure. Metal screen over speaker opening. For Speakers 8"-10". Size: 13"x 13"x 8¾".

MODEL 128

For Speakers 11"-14". Size 15"x15"x10¼".

PORTABLE PHONO CASES

MODEL 129

A handsome phono carrying case designed to accommodate any Green Flyer, General Industries or similar phonograph motor. Supplied complete with leatherette covered motor board. Heavy plywood construction thruout with glue block reinforcements at all joints. Covered in a smart grey leatherette with modern hand stripping. Will take motors with 12" turntables and can be operated closed. Dimensions 15"x13"x7¼".

SPECIAL TRANSCRIPTION PHONO CASE

MODEL 716—De-Luxe Phono Case. This case is designed to accommodate Phono Motors and Turntables for 16" records. It is finished with the finest leatherette and strongly reinforced with leather corners. Dimensions closed: 21¾"x17"x7¼".

DELUXE DUAL 12" SPEAKER BAFFLE



MODEL 140

These De-Luxe dual speaker baffles are completely enclosed and act as infinite baffles. They contribute considerably to the quality of reproduction on any sound system. They are scientifically designed with a special grill vent to eliminate boominess or cavity resonance.

The Baffle panels are covered with a Tan leatherette creating an extremely attractive two-tone appearance which is enhanced by a modern streamline striping.

Cases are solidly constructed of 3/8" heavy plywood covered with durable black leatherette.

The No. 140 case divides into two sections. Each section will accommodate a heavy duty 12" dynamic speaker. Dimensions: 22½" high x 18" wide x 12½" deep.—Closed.

PORTABLE AMPLIFIER CASES

These De-Luxe Amplifier cases are constructed of heavy plywood, reinforced throughout, covered with handsome gray leatherette. The covers are provided with demountable clasps and are removable during operation to permit free access to amplifier controls. Inside dimensions are given below.



MODEL 133X—18½" long, 12¼" deep and 10⅜" high. For EX25 and EX35 Amplifiers.

MODEL SR REMOTE CONTROL

The Model SR Remote Control is ideal for remote control operation of any Bogen amplifier.

The Remote Control unit is extremely compact and equipped with two gain controls. These controls permit the operator to control volume and mix any two channels of a Bogen amplifier, such as two microphone channels or one microphone and one phono.

The Model SR Remote Control is not subject to inductive hum pickup in the cable or unit as are other types of wired Remote Controls. In addition, the SR Remote Control can be used with 1000 or 2000 feet of cable with negligible loss and long lengths of cable do not affect the tone quality of the amplifier.

MODEL SR REMOTE CONTROL—Complete—less cable.

MODEL RC50—50 ft. cable and plugs for Model SR Remote Control.

No. 1103—Three Conductor Remote Control cable only for SR Remote Control.

PRICES LISTED ON PAGES C-1 AND C-2

Copyright by U. C. P., Inc.

BOGEN *Communo-Phones*

BOGEN TYPE "A" SYSTEMS

MODELS 4A, 12A, 219A

Master to Remote Station Communication

BOGEN Type "A" Communo-Phones provide instant communication between distant points. Systems consist of one Master and additional remote stations. Up to four remote stations may be added on the Model 4A, up to eleven remote stations on the Model 12A, and up to eighteen stations on the Model 219A. A Master can select any one remote station to speak with, or—with a 4A Master—all remote stations at once, thereby instantly locating any person in your organization. Persons called reply through the remote station nearest to them—they need not be close to the station—replies made from 20 to 30 feet away can be received by the Master station clearly and distinctly.

The Master station can be set to permit any remote station to call it, or remote stations can be obtained with call-in switches, either built-in or external, to permit remote stations to initiate a call to the Master at any itme.

Masters are equipped with an "on-off" switch, "press-to-talk" switch, and station selector. On the Model 4A a special arrangement permits closing out background noise levels from remote stations by a "silent" position on the Master station selector. A volume control on the Master permits adjustment of volume to any desired listening level.

Masters are finished in highly polished walnut bakelite to harmonize with any office surroundings.

TUBES USED: 1—14F7; 1—50L6GT; 1—35Z5GT.

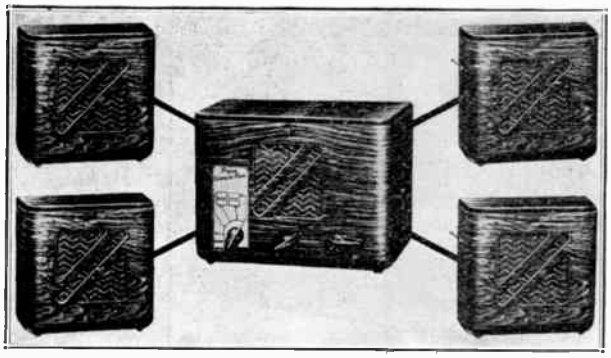

Model 4A—One Master only, for up to 4 stations, complete with tubes.
Model 4AE—Same as 4A, but equipped with earphone for privacy of conversation.
Model AR—Remote station only, for all type "A" Masters.
Model RS—Same as AR, but with built-in call switch.

MODELS 12A and 219A

These models are for larger installations than the Model 4A. They are similar in all features except that they do not include the ALL STATION call position or the SILENT position.

Model 12A—One Master only, for up to 11 stations.
Model 12AE—Same as 12A, but with earphone for privacy of conversation.
Model 219A—One Master only, for up to 18 stations.
Model 219AE—Same as 219A, but with earphone.
NOTE:—Type "A" Systems require a 2-conductor cable between Master and each Remote station.
Systems using Remote stations with call switch require a 3-conductor cable between Master and each Remote station.

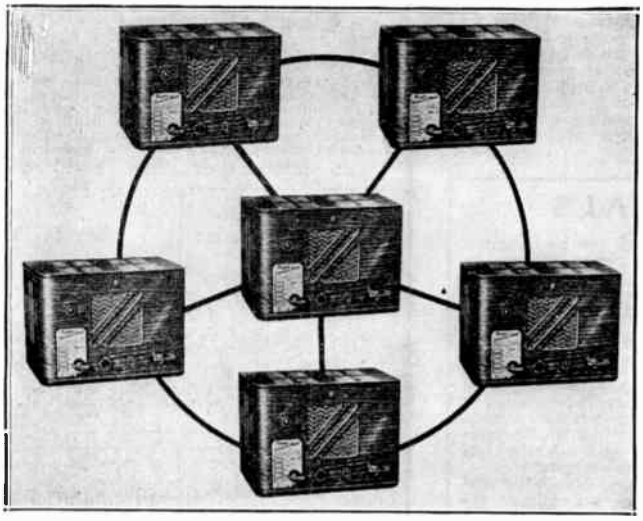

Model 6C—One Master only, for up to 6 stations, complete with tubes.
Model 6CE—Same as 6C, except with earphone for privacy of conversation.
Model 12C—One Master only, for up to 12 stations.
Model 12CE—Same as 12C, but with earphone.
Model 219C—One Master only, for up to 19 stations.
Model 219CE—Same as 219C, but with earphone.

BOGEN TYPE "C" SYSTEMS

MULTIPLE MASTER SYSTEMS

(Model 6C Equipped with Paging Switch)

BOGEN Type "C" Intercommunication Systems have been designed to meet the requirements of Multiple Station installations where a number of executive stations are desired. Systems for up to six, twelve, or nineteen stations are available. Each station is a Master and can call any other Master independently. Two Masters can converse with each other at will and several pairs of Masters can converse at once without interference.

An extremely desirable feature of the Model 6C is the All-Station switch which permits any station to call or page all other stations in the system at one time. This feature is not available on Models 12C or 219C.

If private conversations are desired, earphone Masters are available for one or all the Masters. This type of arrangement works like an inter-office telephone system. An extremely important feature is that it is not necessary to use the "Press-to-Talk" switch on any Master equipped with earphone, when earphone is in use.

Each station is housed in a beautiful walnut finished bakelite cabinet and equipped with station selector, master volume control, talk-listen switch, on-off switch and pilot light that shows when system is on or off.

TUBES USED: 1—14F7, 1—50L6GT, 1—35Z5GT

CABLE NOTE:—Installation of Type "C" Systems requires a cable with one more conductor than the number of stations to be installed (i.e.) five stations require a six conductor cable, etc.

FOR FURTHER INFORMATION AND LARGER SYSTEMS
ASK FOR COMPLETE INTERCOMMUNICATION AND PAGING SYSTEM CATALOG

Copyright by U. C. P., Inc.

PRICES LISTED ON PAGE C-2

BOGEN *Communo-Phones*



Model S115 — Master for 10 stations

Model S215 — Master for 20 stations

Model S315 — Master for 30 stations

Model S415 — Master for 40 stations

Tubes Used: 2—7F7, 2—7C5, 1—7Z4

Any of above models may be obtained with earphone, for private listening. Specify when ordering.

(Prices on Page C-2)

Wiring Note: On all connections between Masters use 2 conductor shielded. Between Master and Remotes not equipped to initiate calls, use 2 conductor shielded. Between Master and Remotes equipped to initiate call to one Master use 2 cables each 2 conductor shielded. For selective remotes the number of shielded cables required is one plus the number of Masters to be called.

Example: RS3 Remote would take 4 pairs of 2 conductor shielded.

UNIVERSAL INDUSTRIAL PAGING SYSTEMS

THESE new systems incorporate the greatest flexibility of application necessary to cover every combination of paging system installation that is required. Model S115 provides multiple master as well as master to remote station operation for paging purposes. All units are equipped with push-button selection of stations throughout. Models are available for 10, 20, 30 or 40 station installations. Masters are Universal for either single master operation or multiple master operation. Masters can call remote stations individually, in groups, or by means of one master emergency switch, all stations can be called at one time. Several masters can be used in a system in conjunction with several remote stations. Masters can intercommunicate with other masters in the system at will, maintaining two-way conversation. Masters can also call any remote in the system and remotes can initiate a call at will. Model S115 masters permit several different installation arrangements covering practically every combination of intercommunicating paging systems in one installation. Remote stations are available in different types for varying power level of operation or indoor or outdoor work and also equipped to permit selective initiation of calls to several different masters in the system or non-selective call for single master operation. Any number of masters and remote stations can be used in a single system and several different types of remotes can be used in the same system.

Masters are equipped with pushbutton selective switches in banks of ten, each bank being provided with a separate release button. In addition, a press-to-talk switch, master on and off switch, indicating pilot light and volume control as well as a master emergency switch for paging all stations at one time are mounted on the same panel. Master stations are housed in beautiful walnut cabinets especially designed to permit adequate ventilation. Masters deliver 15 watts of power, more than sufficient to cover the average paging system requirements. However, boosters can be used in addition to the master stations for installations where greater power levels are necessary. Remote stations are available in several types, mounted in walnut cabinet speaker housings, for wall mounting to be installed in offices or other similar installations, stream-lined metal speaker housings for wall mounting to be installed in factories or other industrial places where metal housings are required, and reflex waterproof remote stations, of all metal construction, designed for high power reproduction, in particularly noisy locations or for outdoor operation.

Since remote stations for paging systems are customarily mounted on walls or posts high up to permit covering large areas, special switch boxes for initiating calls are available designed to be mounted on a desk, or wall within convenient arm's length of operator. These switch boxes permit initiating a call from remote stations by actual remote control since the switch boxes can be placed a considerable distance away from the remote speaker itself.

Remote station switch boxes are available in three types; a non-selective type which consists of the initiating call switch mounted in a compact metal switch box; a three station selective switch box, which houses the selective switch for selecting any one of three master stations and with built-in press-to-talk switch for initiating conversation and a 11 station selective switch box for selecting up to as many as 11 master stations and equipped with press-to-talk switch for initiating call to any one of the stations selected.

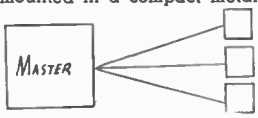

Fig. 1—For a one-way paging system from one Bogen "Universal" Master unit, use any Bogen paging remote station. The 15 watt output of Bogen "Universal" Masters are sufficient to handle a high-powered paging installation. If desired, each remote can be equipped with CS switch box to permit remotes to initiate calls for two-way operation.

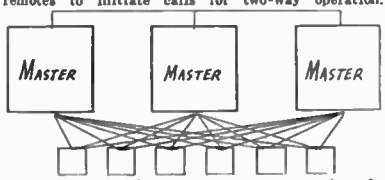

Fig. 2—Use any Bogen paging remote stations for one way paging system. If calls are to be initiated from the remotes to any 3 Masters, use, CS3 selective call switches at each remote. When there are more than 3 Masters to be called by remotes use CS12 selective call switch.

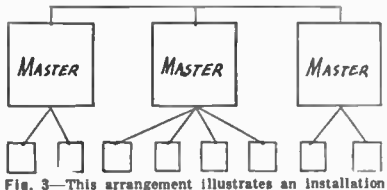

Fig. 3—This arrangement illustrates an installation where several remotes are common to its own Master unit. Any Bogen paging remotes can be used for one-way paging. For initiating calls from remote to Master, use CS-1 switch box at each remote station. All Masters can converse with each other.

ANNUNCIATOR PEDESTALS

An exclusive optional feature is the annunciator pedestal base which can be installed on any Bogen paging master as an alternate means of permitting remote stations to initiate calls to the master. When the annunciator pedestal is used instead of the remote station calling directly to the master by voice, remote stations are able to signal the master stations by means of a buzzer built in the annunciator unit.



In addition the unit is equipped with small annunciator plungers, each one representing a particular remote station. When a remote station calls a master equipped with the annunciator unit, the annunciator buzzes and a plunger is released, which denotes at the master station, which remote station is calling. This offers the additional advantage of registering calls. In the event that the operator at the master station is not at his desk when he is called, the plunger will remain out, registering the call, so that upon the return of the operator to the master unit he can see which remote station called him and can then initiate a call to that particular remote station.

Annunciator pedestal units are mounted in beautiful walnut cabinets which are designed to serve as pedestal bases for the master unit.

Model 1A10—With 10 annunciators for use with S115.
Model 1A20—With 20 annunciators for use with S215.
Model 1A30—With 30 annunciators with S315.
Model 1A40—With 40 annunciators for use with S415.
See complete catalog for Junction Boxes that should be used with these pedestals.

(Prices on Page C-2)

FOR OTHER SYSTEMS ASK FOR BOGEN COMMUNOPHONE CATALOG

Copyright by U. C. P., Inc.

510 Series Master to Master

SW 3 Wire Remote

141 Remote

141 Master

"Tokfone" Model 510—MASTER to MASTER SELECTIVE SYSTEM

Use of Talk and Listen Switch Unnecessary

The Master System Model 510 has many new features to recommend it. Two-way private conversation between any two stations with a total selection of 10 stations is now possible. Every Master Station Model 510 is a veritable complete and private self-contained telephone switchboard! Just turn the selector switch to the station to which you wish to speak and you can carry on a private conversation. FIVE SEPARATE AND DISTINCT PRIVATE CONVERSATIONS CAN BE CARRIED ON SIMULTANEOUSLY.

The 510 System does not require the use of a "talk and listen" switch. Simply lift the phone to your ear and you can carry on a RUNNING CONVERSATION.

Master Station 510 comes complete with ear phone, selector switch, "on" and "off" switch, "talk and listen" switch, volume control. Cabinet of beautiful hand rubbed walnut. 50 feet of wire. Complete **$48.00**

"Tokfone" Model 141 BEAM POWER SYSTEM

With 2 Watt Output. From 2 to 11 Stations with Selector Switch

Where efficient, economical and fast, direct two-way AMPLIFIED communication is desired between two or more persons of departments, this System is just the thing.

Model 141 TOKFONE Master station comes with selector switch, "on and off" switch, "talk and listen" switch, volume control, complete with one sub station and 50 feet of wire for only **$49.50**

The Model 141A illustrated may be used for extra stations, wherever needed. Each comes with 50 feet of wire. Each **$10.00**

The Model 141-S and 141-SW is exactly the same as the Model 141 and 141-A except that it comes equipped with a special switch on the right hand side of the Master and a special switch on the sub station. The Master Station and one sub station and 50 feet of wire complete is only **$53.00**

TOKFONE Remote SW Station is used where additional Remote stations are needed for any 3 wire SW systems.. **$11.50**

Model 140

"Tokfone" WIRELESS SYSTEM

Works on A.C. or D.C.— No Wiring Necessary

The Tokfone Wireless Model 140 provides two-way communication between any two points without the necessity of laying wires between the units to be used. This arrangement makes the "140" desirable where it is impractical to do wiring. For example it is ideal for use in the home between the sick room and the kitchen, from the nursery and the living room, etc. Extreme portability is its chief claim to fame. Just plug each station into the nearest electric baseboard outlet and it's ready for use.

Comes in beautiful walnut cabinet equipped with "on and off" switch, volume control, "talk and listen" switch, jewel pilot light. Per pair **$69.50**

"Tokfone" REMOTE SWITCH CONTROL

Remote Switch Control

A highly practical, and efficient means of speaker control where the speakers are located on wall brackets, or mounted in some other position which is not easily accessible . . . up to distances of 15, 20 or 30 feet. Comes equipped with 6 feet of wire **$7.50**

"Tokfone" STORM-PROOF "MARINE MIDGET" P.M. SPEAKER



This new horn of inverted reflex design offers an air column length of 15" thus giving a maximum ratio of power input to sound pressure output Features wide range frequency response and fine reproduction of voice. Because of complete weather and mechanical protection, dependable operation can be expected with a driving rain beating directly into the bell opening.

Constructed of heavy gauge aluminum. Battleship grey enamel finish.

Adjustable steel mtg. bracket at no extra charge. The P.M. Speaker unit has a conservative power rating of 5 watts. Overall size of horn: Bell 10", overall depth 8". Price **$24.50**

"Tokfone" TRUMPET

The exclusive design of Tokfone Trumpets increases theri strength and eliminates rain leakage at the seam where the 2 sections of the baffle are joined. The cone speaker is securely held in place with the same bolts that hold the baffle together. Extra mtg. bolts not needed.

Comes equipped with cadmium plated hardware and two mtg. loops for hanging. 6" SPEAKER, 15" bell opening, 10" length: overall length 15". All aluminum.

Price

$29.50

Add $2.00 for 220 Volts for all Models.

Copyright by U. C. P., Inc.

Tok Fone

REG. U.S. PAT. OFF.

MASTER JR.

JR. REMOTE

"Tokfone" Jr.

HERE'S A LOW PRICED TWO-WAY SYSTEM FOR EXECUTIVES, PROFESSIONALS & HOME USE

MASTER WITH 1 REMOTE AND 50 FEET OF WIRE

TOKFONE, Jr. is an inexpensive but highly efficient two way communication system which can be used between any two remote points in an office, factory, or home.

TOKFONE, Jr. gives you instant personal contact between managers and their employees, between one department and another or from one room in the home to another.

TOKFONE, Jr. is attractive in appearance, simple to install and costs a trifle to operate. It is a thoroughly practical and proven product which will pay for itself over and over again in saving time, steps and anxiety.

TOKFONE, Jr. will be found indispensable for simplifying and speeding up office routine, interdepartmental contacts and will save the housewife many steps in keeping in touch with the kitchen, nursery, garage or other parts of the home. Complete **$27.50**

"Tokfone" Jr. S-W

TOKFONE, Jr. SW is optional equipment. Its use permits calling the master station from the outlying station. The arrangement is such, however, that the switch on the remote station must be operated to permit person called to answer the call from the master station. It also keeps the remote station in quiet position, and the master station at all times can call the remote station.

This system complete with switch on remote station only, and 50 ft. of triple twisted wire **$30.50**

142 SERIES REMOTE

MASTER 142 SERIES

"Tokfone"-2-11 Station System

MODEL 142-EA THE IDEAL SYSTEM FOR HOTEL PAGING, HOSPITALS, DEPARTMENT STORES, FACTORIES, OFFICE SUITES, FOR DIRECT 2-WAY AMPLIFIED COMMUNICATION

COMPLETE WITH SELECTOR SWITCH

The most efficient, economical, and fastest means of holding direct, two way, amplified communication between two or more persons or departments. Complete 2-way system comprising one Model 142-EA, one Model 142-E and 50 feet of wire. Complete..... **$49.50**

MODEL 142-EA and MODEL 142-E comprise a complete two way system. Additional sub-stations up to ten units can be added to the Tokfone system. This is the only communication system having this many stations; also on each sub-station 4 speakers may be connected in series parallel, giving you a total of forty direct stations which no other communication system affords. Master comes equipped with Earphone. Works on AC-DC current. Communication between master station and any remote station in which any remote station can call the master, and the master is the only one that can call all remote stations separately or altogether. EXTRA STATIONS with 50 ft. of wire..... **$10.00**

"Tokfone" Model 143 & 143-A

Is exactly the same as Model 142-EA—except that it does not come equipped with earphone. Model 143 and 143-A come complete with master sub station and 50 feet of wire..... **$47.50**

"Tokfone" Model 143-S — 143-SW

Is exactly the same as Model 143-143A except that it comes equipped with special switch on the right hand side of the Master and a special switch on the sub station, complete with master, sub station and 50 feet of wire..... **$50.75**

"Tokfone" Model 142-EA SW

Switches on both master and sub station. Is optional equipment and its use permits calling the master station from the outlying station. The arrangement is such, however, that the remote switch need not be operated to permit the person called to answer questions to the master station. It also keeps the remote station in a quiet position but the master station at all times can call the sub station. This system complete with switch on master and remote station and triple twisted wire **$53.00**

Every Home Needs the Protecton of the Amazing "Talking Door"

SP-3 REMOTE

TALKING DOOR "MASTER"

BX-3 REMOTE

A modern convenience for every home which permits a two-way conversation to either the front or rear door from the kitchen or other convenient location. Keeps out undesirables such as promotion salesmen, solicitors, time wasters—even kidnappers.

No need to "go to the door" and stand in the draft of an open door. Small initial cost, easy installation and low operating cost make this a necessity in every home. Consumes no current except when in use. Comes complete with 1 station and 50 ft. of wire ready to install. May be had with either Model BX3 in black crackle finish for mounting outside of door or Model SP3 for mounting inside of door.

Talking Door with one Remote complete..... **$24.95**

Additional units of BX3 or SP3 for another door **$10.00**

LICENSED, by agreement with Electrical Research Products, Inc., UNDER PATENTS OWNED OR CONTROLLED BY WESTERN ELECTRIC CO., and AMERICAN TELEPHONE AND TELEGRAPH COMPANY.

APPLY FOR DISCOUNTS

Copyright by U. C. P., Inc.

Tok Fone De Luxe — INTERCOMMUNICATION SYSTEM

Model 743S Master and 743W Remote Unit

List Price $69.50



The TOKFONE DeLuxe represents the culmination of many years' experience in the manufacture and sale of Intercommunication Systems. It is by far the most efficient, most economical and the fastest means of carrying on direct, two-way, amplified intercommunication between two or more persons, offices or departments.

The basic system comprises one DeLuxe Master Unit (top) and one DeLuxe Remote Station (bottom), although Additional Remotes may be added (to the total of 10) to meet the specific requirements of any business.

The DeLuxe System utilizes PUSH BUTTON CONTROL. By simply pressing one button on either side you automatically connect the circuit between the Master and any one Remote. Two-way conversation is made possible by means of the talk-listen key.

The flexibility of this unit may be judged by the fact that when set up for its maximum communication possibilities, 10 Remote stations may be connected to the Master. These are arranged in two groups of 5 each. The Master may call one single station in either group or one station in each group at the same time or may call and converse with all 5 Remotes in either group or all 10 Remotes in both groups at one time. If desired, any Remote can call the Master at any time.

One of the **exclusive features** of the TOKFONE DeLuxe System is that it is designed so that it may be used with either a two-wire or three-wire cable.

Flexibility

When used as a 3-wire system a switch at the side of the cabinet enables a Remote station to carry on a **running conversation** with the Master, once the circuit is completed. It also permits the Remote to remain silent when the circuit is not in use and prevents the Master from listening to trivial or non-pertinent conversations at the Remote.

When a two-wire cable is used, both the Master and Remote stations always remain open so that a running conversation is possible at all times when the "all" button is depressed or in a closed position.



Tok Fone De Luxe

INTERCOMMUNICATION *Reaches New High With* MASTER TO MASTER SYSTEM

A Selective System Which Makes Use of Talk-and-Listen-Switch Unnecessary

The Master System Model 710 has many features to recommend it. Two-way private conversation between any two stations is now possible. Every Master Station in this system is a veritable and complete and private self-contained telephone switchboard! Just press in the button indicating which station you wish to speak to and you can carry on a private conversation. SIX SEPARATE AND DISTINCT PRIVATE CONVERSATIONS CAN BE CARRIED ON SIMULTANEOUSLY.

The 710 System does not require the use of a "talk and listen" key. Simply lift the phone to your EAR and you can carry on a RUNNING CONVERSATION. The only time "Talk Listen Key" is used by Master is when loudspeaker operation is desired.

Master Station 710 comes complete, with earphone, "on" and "off" switch, "talk and listen" switch, volume control and 12 push button selector. Cabinet of beautiful hand rubbed walnut, sloping front.

List Price for Each Model No. 710 — $54.00

PRICES SUBJECT TO CHANGE WITHOUT NOTICE. APPLY FOR TRADE DISCOUNTS.

Licensed by Electrical Research Products, Inc., under U. S. Patents of American Telephone and Telegraph Company and Western Electric Company, Inc.

Copyright by U. C. P., Inc.

TOKFONE AMPLIFIERS

8 WATT AMPLIFIER COMPLETE

Model 8WA
List $32.50
with tubes

Here is a low priced 8 watt amplifier that meets all TokFone requirements of Quality at a price that fits the most restricted budget. Comes COMPLETE, ready to use WITH Sylvania tubes, screen, and carrying handle.

- Full 8 Watt Amplifier
- 4 Tube Chassis
- 2 Channels—1 Microphone and 1 Phono Input
- Separate Control for Each
- Separate Tone Control with Switch
- Has 8 Ohm Output Impedance
- Tube Lineup: 6SJ7-6SF5-6L6-83V
- Extra Heavy Chassis
- Completely Shielded
- Extra Heavy Duty Transformer
- Oversize Components
- High Gain, Wide Frequency Response
- Operates on 110-120 Volts, 50-60 Cycle

15 WATT AMPLIFIER COMPLETE

Model 15WA
List $24.50
less tubes

PERFORMANCE PLUS AT LOW COST

- Extra Heavy Chassis
- Completely Shielded
- All Oversized Components
- Six Tube Class A Push-Pull
- Fifteen Watt Output
- Three Input Positions—2 Microphone, 1 Phono Unit
- 2-4-8-500 Ohm Outputs
- High Gain, Wide Frequency Response
- Continuous, Variable Tone Control
- Four Stages of Amplification
- Tube Lineup: 1-6SJ7, 2-6SC7, 2-6N6, 1-83V
- Operation on 110-120 Volts, 5-60 Cycle

30 WATT AMPLIFIER — Model 30WA

List $67.50 — *less tubes*

- Full 30 Watt Amplifier
- Seven Tube Chassis
- Three Channels
- Two Microphone and One Phono Input
- Separate Control for Each
- Separate Tone Control
- Jewel Pilot Light
- Has 4-8-15-500 Ohm Output Impedances
- Rubber Floated Tube Trays
- Tube Lineup: 1-6SJ7, 1-6SF5, 2-6SC7, 2-6L6, 1-83V
- Extra Heavy Chassis, Completely Shielded
- On and Off Toggle Switch
- Oversize Components
- High Gain, Wide Frequency Response
- Operates on 110-120 Volt, 50-60 Cycle

If screen is desired add $7.50 to list price. If set of matched tubes are desired, add $12.50 to list price.
Price as quoted above is for chassis only, less screen and tubes. Chassis is equipped with carrying handles.

15 WATT PHONO AMPLIFIER

Model P15WA
List $44.95
with tubes

This new TokFone Model P15WA fills a long felt need. The amplifier is the same as Model 15A but has the added feature of a built-in electric phonograph. Entire unit comes complete WITH tubes, screen, motor and pick up and is easily portable.

- Extra Heavy Chassis
- Completely Shielded
- All Oversized Components
- Six Tube Class A Push-Pull
- Fifteen Watt Output
- Three Input Positions
- 2 Microphone, 1 Phono Input
- 2-4-8-500 Ohm Outputs
- High Gain, Wide Frequency Response
- Astatic Crystal Pickup
- High Gain Output
- Alliance Rim Driven Constant Speed Motor, 78 RPM
- On and Off Switch for Motor on Phono Control
- Continuous, Variable Tone Control
- Four Stages of Amplification
- Tube Lineup: 1-6SJ7, 2-6SC7, 2-6N6, 1-83V



30 WATT PHONO AMPLIFIER

Model PW30A
List $87.95
tubes included

- Seven Tube Chassis
- Three Channels
- Two Microphone and one Phono Input
- Separate Control for Each
- Separate Tone Control
- Jewel Pilot Light
- Has 4-8-15-500 Ohm Output Impedances
- Rubber Floated Tube Trays
- Tube Lineup: 1-6SJ7, 1-6SF5, 2-6SC7, 2-6L6, 1-83V
- Extra Heavy Chassis, Completely Shielded
- Full 30 Watt Amplifier
- On and Off Toggle Switch
- Oversize Components
- High Gain Wide Frequency Response
- Operates on 110-120 Volt, 50-60 Cycle
- Astatic Crystal Pickup
- High Gain Output
- Alliance Rim Driven Constant Speed Motor, 78 RPM Response
- On and Off Switch for Motor on Phono Control

For a splendid all-purpose amplifier this model P30WA has no equal. Comes complete with tubes, screen, motor and pickup as illustrated.



60 WATT AMPLIFIER — Model 60WA

List $82.50 — *less tubes*

- Nine Tube Chassis
- Uses 4-6L6 in Push-Pull Parallel
- Rubber Floated Tube Trays
- Tube Lineup: 1-6SJ7, 1-6SF5, 2-6SC7, 4-6L6, 1-5Z3
- Extra Heavy Chassis, Completely Shielded
- All Oversize Components
- Continued Variable Tone Control
- Full 60 Watt Amplifier
- Two Microphone Inputs and One Phone Input
- Separate Control for Each
- Separate Tone Control
- Jewel Pilot Light
- On and Off Toggle Switch
- High Gain Wide Frequency Response
- Operates on 110-120 Volt, 50-60 Cycle

If screen is desired add $8.50 to list price. For set of matched tubes add $14.00 to list price.
Price as quoted above is for chassis only, less screen and tubes. Chassis is equipped with carrying handles.

Copyright by U. C. P., Inc.

RAULAND-WEBSTER 1942 DE LUXE TYPE

AMPLICALL

INTERCOMMUNICATION SYSTEMS

AMPLICALL HELPS SPEED UP AMERICA'S WAR EFFORT EVERYWHERE

W-106Q

Remote Unit

W-100 Series
Combination Masters and Remotes

The W-100 Series Systems are extremely versatile and are among the most popular Intercom equipment because of their ability to fill the greatest number of installation needs. These Systems provide instant 2-way communication between central or Master locations and a number of Remote locations—beginning with a 6-Station System to handle the popular demand for six or less stations—and also available in 12 and 18-station Systems designed to handle the expanded needs of larger installations. Masters may call any one or all other stations simultaneously. On single master installations remotes may call the one master but cannot talk to each other. On multiple master installations, remotes cannot originate a call. Compact Master station is beautifully housed in a streamlined cabinet of choice woods; Remote station is equally attractive. (To provide for complete privacy of conversation, models are also available with earphone attachment.)

M-318

W-300 Series—Combined Intercom & Paging

Here is a System of great versatility and considerable power in which the central Master station can not only carry on a two-way conversation with each Remote station in the system, but can also page independently over any one remote station or over all Remote stations simultaneously. Remote stations can originate calls to Master. Maximum facilities of the W-300 System are for 18 Remote stations. Maximum power is 25 watts. Accurate station selection is accomplished by new type push-button selector switches. Master station is of beautiful, compact design; paging stations are metal-cased; Remote stations are of wood. The flexibility of the W-300 System makes it ideal for army barracks, rifle ranges, and similar military application as well as for wartime industrial use. Offers instant location of personnel through the "all call" paging feature.

W-212Q

W-200 Series—All-Master Systems

The W-200 Series, recognized as one of the most universal and advantageous of all Intercom Systems, consists entirely of Master stations. This Series permits every station of the system to call and converse at will with every other station. All conversations are absolutely private—there is no cross-talk or eavesdropping possible. Each Master has a 3-position "talk-listen" switch: depress to talk; returns automatically to center position for listening; raise to "up" position when carrying on long conversation or dictation, or when using earphone. When earphone is used, it is not necessary to operate "talk-listen" switch; conversation is carried on same as on a telephone instrument. The W-200 Series is available in two models—Systems for 12 or for 24 stations. Units are fashioned of beautiful two-toned walnut and birch in modern design.



W-424Q

W-400 Series
All Combination Hi-Power Systems

Here is the very latest in deluxe Intercom equipment. Master stations can be combined with Remote stations in practically any combination; all conversations between Masters are absolutely private; Masters can listen in on Remote stations; Remote stations are able to originate a call to as many as six Master stations. New features include: two volume controls for both incoming and outgoing volume; individual locking type, finger-tip push-buttons selectors; 3-position "talk-listen" switch, etc. There can be no eavesdropping or cross-talk on Masters; multiple Master conversations are absolutely private. Models are also available with earphone attachment for extra privacy. Compact station units are streamlined modern, in two-tone birch and walnut. W-400 Series Systems are available in two models—for 12 or for 24 stations.

PRICES AND DISCOUNTS QUOTED ON REQUEST

There is a Rauland-Webster AMPLICALL Intercom System for every type of installation. AMPLICALL speeds up office and plant routine—saves time, steps, and money—plays a vital role in the war effort. Write for complete catalog giving full details. (See other side of page for information covering the complete line of Webster-Rauland Amplifiers, Sound Systems, Factory Paging units, Power Stages, etc.)

RAULAND - Webster Sound Division

The Rauland Corp.

SOUND EQUIPMENT FOR **Rauland** MILITARY AND INDUSTRIAL USES

840 Watt Installation

RAULAND - WEBSTER "TAILORED - TO - FIT" SOUND HELPS SPEED AMERICA'S WAR EFFORT

Typical of Rauland-Webster Sound installations designed for war industry, is the 840 watt rack and panel Sound Unit (illustrated at left) built for a new government ordnance plant. This giant RAULAND System covers 30 square miles, and is used primarily for instant paging, for direction, and for emergency announcements.

Rauland-Webster Sound helps boost the output of wartime industries by providing instant communication; by preventing production tie-ups; by speeding the movement of materials; by protecting plants, providing instant warning against air-raids, fire, and sabotage; by improving morale with the provision of music during lunch and fatigue periods, etc.

Rauland-Webster will build "tailored-to-fit" Sound Equipment (on priority ratings available to industry) to meet any special requirement. Write for full details.

Mobile Amplifiers That Can "Take It"!

Rauland-Webster offers a selection of superb Mobile Amplifiers designed for operation from 117 volts AC or from 6 volts DC. The W-841 Amplifier (illustrated) has a 30 watt output; has 3 microphone inputs; one phono input; mixer-fader control on all 4 inputs (remote mixing on mikes); separate bass and treble controls; phono motor, crystal pickup, etc. The W-821 Amplifier has 20 watts output; includes 2 microphone inputs; one phono input; mixer-fader control on all three inputs; dual tone control; phono motor and crystal pickup.

There's a Rauland-Webster Amplifier for Every Need

Write for our Catalog No. 141 for full details covering a most complete selection of quality Sound equipment. There is a Rauland-Webster Amplifier available for every industrial requirement (paging, recreation, emergency alarms, etc.), for use by our Armed Forces, for experimental or laboratory use, etc. Rauland-Webster Deluxe Amplifiers are available in power outputs ranging from 14 to 60 watts, and can be had in a wide range of complete Systems from low-power portable Systems to the famous new BI-POWER High-Power Systems. The finest of 1942 features are embodied in each Rauland-Webster Amplifier to meet the most exacting requirements of wartime industry and business. No matter what your Amplifier needs may be, write for complete details. Ask for Catalog No. 141.

Rauland-Webster also offers a fine selection of Dynamic, Velocity, and Crystal Microphones, as well as a wide variety of high-quality Sound accessories, designed and built to render the dependable service demanded by today's rigid requirements. Write for complete descriptive literature.

New Deluxe Power Stages and Mixer Pre-Amplifier

Also available for industrial and similar applications is a new line of super-fidelity rack type equipment. Illustrated above are several of these Power Stages combined in a short rack cabinet. Illustrated at top is the W-4205 "Super-Fidelity" Mixer —Pre-Amplifier for 4 microphones (high or low impedance) and 2 phonos. The new W-4260 Bi-Power 60 watt Power Stages are mounted directly below the Mixer. An unlimited number of these stages may be used with the W-4205 unit. Write for complete details describing Rauland-Webster Power Stages and Mixer-Pre-Amplifiers.

PRICES AND DESCRIPTIVE LITERATURE FURNISHED ON REQUEST

The **Rauland** Corp. RAULAND - Webster Sound Division

INTERCOMMUNICATION **Talk-A-Phone** STANDARD SYSTEMS



SPLIT-SECOND SPEAKING COMMUNICATION — SPEEDS UP OFFICE AND PLANT ROUTINE — SAVES TIME, STEPS, MONEY

LP-5 MASTER SELECTIVE

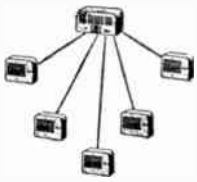

Consists of 1 Master Station working with up to a total of 5 Sub-stations. Master Station can talk privately to any of the Sub-stations or to all at one time. Each Sub-station can answer and call the Master, but Sub-stations cannot call each other. Up to a total of 5 Sub-stations can be used with the Master. You can begin with a single Sub-station and Master, and then add any number of Sub-stations up to 5, as they are required. The Master enjoys complete privacy; Sub-stations cannot listen in on the Master; they can hear only when they are called. "Silent" feature shuts out all noises originating at Sub-stations. Operates with units as far as 2000 feet apart from each other. Voices carry clearly to a distance of from 25 to 50 feet from Sub-stations. Individuals at Sub-stations may answer when called without leaving work or touching units, at distances from 25 to 50 feet from Sub-stations. Volume level is controlled by Master. The LP-5 Master is housed in a handsome walnut cabinet, only 9¾" long x 5¾" deep x 8" high. Weight packed, 8 lbs. Sub-station is contained in an attractive metal cabinet of modern design, only 5¾" long x 3¾" deep x 7" high. Weight packed, 4 lbs. The LP-5 System operates universally on 110-115 volts, AC or DC.

(Also available for use with up to 10 Sub-stations.)

LP-100 SUPER-SELECTIVE

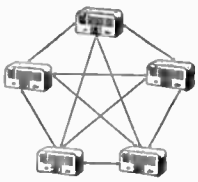

System is made up exclusively of Master Stations up to 5 in number. Permits two complete 2-way conversations to be maintained simultaneously, without cross-talk, or interference. Any one Master can talk to any other Master at will with absolute privacy. Masters may call one another regardless of whether station being called has power "on" or not. Up to a total of 5 Master Stations may be used. You can begin with 2 Masters and then add other units up to a total of 5, as required. Complete privacy of operations is assured by the LP-100. An exclusive advantage is the "Silent" feature which assures 100% silence at every Master Station between conversations. The LP-100 operates with units as far as 2000 feet apart. Voice volume can be adjusted at each Master from a whisper to a loudness that can be heard at 25 to 50 feet from the unit. Master Stations are fashioned of choice walnut woods, finished beautifully both front and back, and compact in design; only 9¾" long x 5¾" deep x 8" high. Weight packed, 8 lbs. The LP-100 System will operate universally on 110-115 volts, AC or DC. Each Master unit costs only 15c per month to operate at average rates.

(Also available for use with up to 10 Masters.)

LP-65 COMBINATION MASTER

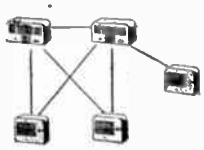

Any Master in the System can talk at will to any of up to 4 other Stations, either Master or Sub-station type, or both intermixed. Sub-stations cannot listen in on the Masters except when called by a Master. Masters may talk to each other or to Sub-stations at will, but Sub-stations do not originate calls. Up to a total of 5 mixed units (Master or Sub-station types) may be used. You can begin with 2 Stations (at least one must be a Master) and then add units as required, up to a total of 5. The LP-65 will operate effectively even when units are as far as 2000 feet apart. Incoming voice volume is adjustable at each Master unit from a whisper to a loudness that can be heard at 25 to 50 feet away from the unit. Individual being called may reply without leaving work even if he is 25 to 50 feet away from the unit. Master Stations are beautifully built of choice walnut woods. Masters measure only 9¾" long x 3¾" deep x 7" high. Weight packed, 4 lbs. The LP-65 System will operate universally on 110-115 volts, AC or DC. System can be operated for an entire month for less than 15c. Sub-stations consume no electricity at all.

(Also available for use with up to 10 stations mixed as desired.)

LP-5 LIST PRICES

Model LP-5—Master Station Selective Unit, for 5 Sub-stations, complete with tubes and instructions. **List $34.00**

Model LP-10—Master Station Selective Unit, for 10 Sub-stations, complete with tubes and instructions.
List Price **$42.50**

Model RS-3 — Sub-station Unit, for connecting to the Master Units above.
List Price **$12.50**

No. 2330 Connecting Cable—The proper cable (3 conductor) for connecting RS-3 Sub-stations to the LP-5 or LP-10 Master Selective Units.
List Price per 100 feet **$4.50**

LP-100 LIST PRICES

Model LP-100—Master Station Super-Selective Unit for 5-Station use, complete with tubes and instructions.
List Price **$39.75**

Model LP-110—Master Station Super-Selective Unit, for 10-Station use, complete with tubes and instructions.
List Price **$44.75**

No. 3333 Connecting Cable—The proper cable (6 conductor) for inter-connecting LP-100 Master Units.
List Price per 10 feet **$1.45**

No. 6655 Connecting Cable—The proper cable (11 conductor) for inter-connecting LP-110 Master Units.
List Price per 10 feet **$2.20**

LP-65 LIST PRICES

Model LP-65—Master Selective Station Unit for 5-Station use, complete with tubes and instructions. **List, $42.50**
Model RS-2—Sub-Station Unit.
List Price **$11.25**
Model LP-70—Master Selective Station Unit for 10-Station use, complete with tubes and instructions. **List, $49.95**
No. 2050 Connecting Cable—The proper cable (5 pair) for inter-connecting LP-65 Master Stations Units to each other. **List Price per 10 feet** **$1.75**
No. 2100 Connecting Cable—The proper cable (10 pair) for inter-connecting LP-70 Masters to each other.
List Price per 10 feet **$2.50**
No. 2222 Connecting Cable—The proper cable (2 conductor) for inter-connecting LP-65 and LP-70 Masters with RS-2 Sub-station Units.
List Price per 10 feet **$0.30**

Each of the above models may be had in systems consisting of 20, 40, 60, 80, etc. stations, on special order. Write for details.

CHICAGO Talk-A-Phone Mfg. Co. ILLINOIS

Copyright by U. C. P., Inc.

INTERCOMMUNICATION Talk-A-Phone DE LUXE SYSTEMS



AMERICA'S FINEST INSTANT SPEAKING COMMUNICATION! SAVES TIME, STEPS, MONEY—SPEEDS UP PLANT & OFFICE ROUTINE

KR-40 MASTER SELECTIVE

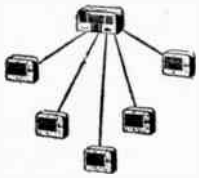

Consists of 1 Master Station working with up to a total of 10 Sub-stations. Affords private 2-way communication between Master and any of the Sub-stations as well as simultaneous address from Master to all Sub-station units. Sub-stations can answer and call the Master, but cannot call one another (Privacy earphone optional). Up to a total of 10 Sub-stations may be used with the Master. You can begin with a single Sub-station and a Master, and then add any number of Sub-stations up to a total of 10. System will operate with units as far as 2000 feet apart from each other. Voices carry to a distance of from 25 to 50 feet from the Sub-station location. Individuals at Sub-stations may answer when called without leaving their work and without touching the unit, from as far away as 25 to 50 feet. "Silent Feature" shuts out noises originating at Sub-stations—yet permits Sub-stations to originate call to Master Station. Volume level is controlled by Master. The Master is housed in a streamlined compact walnut cabinet, only 12" long x 6⅛" high x 5⅝" deep. Weight packed, 10 lbs. Sub-station (small cabinet) is only 7½" long x 3¾" deep x 6⅛" high. Weight packed, 4 lbs. The KR-40 System operates on 110-115 volts, AC or DC. Complete System operates for an entire month for less than 15c.

KS-60 SUPER SELECTIVE

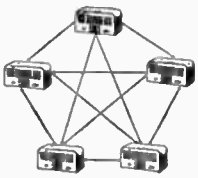

Consists of Master Stations only, up to 10 in number. Permits five 2-way private conversations to be held simultaneously without interference or cross-talk. Masters can call one another regardless of whether station being called has power "on" or not. Up to a total of 10 Master Stations may be employed. You can begin with 2 Masters and then add units up to a total of 10, as required. Complete privacy of communication is assured by the KS-60 System. (Privacy earphone optional—when used, system works like a telephone without use of "talk-listen" switch.) "Silent Feature" assures 100% silence at every Master Station between conversations. The KS-60 operates with undiminished power with units as far as 3000 feet away from one another. The volume may be adjusted at each Master from a whisper to a loudness that can be heard at 25 to 50 feet from the unit. The KS-60 is amazingly economical—each unit costs less than 15c per month to run! KS-60 units (large cabinet above) are luxuriously fashioned of choice walnut woods. Compact in size (only 12" long x 6⅛" high x 5⅝" deep). Weight packed, 10 lbs. The KC-60 System will operate universally on 110-115 volts AC or DC.

KC-80 COMBINATION MASTER

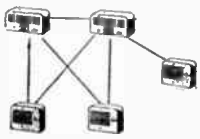

Any Master in this System can talk at will to up to 10 other Stations, either Masters or Sub-station types, or both. Masters may listen in at will to any of the other units in the System. The Sub-stations cannot listen in on the Masters except when they are called by the Masters themselves. Masters may talk to each other or to Sub-stations at will, but Sub-stations do not originate calls. (Privacy earphone optional). Up to a total of 10 mixed units (Master or Sub-station types) may be used. You can begin with 2 Stations (at least one must be a Master) and then add units as required, up to a total of 10. Operates with units as far as 2000 feet away from one another. Volume is adjustable at each Master from a whisper to a loudness that can be heard at 25 to 50 feet away from unit. Individual being called may reply without leaving his work even if he is 25 to 50 feet away from his station unit. The KC-80 Master cabinet units are built of choice walnut woods; measure only 12" x 6⅛" x 5⅝"; weight packed, 10 lbs.; the Sub-stations 7½" x 3¾" x 6⅛"; weight packed, 4 lbs. The KC-80 Master Station can be operated for an entire month for less than 15c! Sub-stations consume no electricity. System operates on 110-115 volts, AC. or DC.

KR-40 LIST PRICES

Model KR-40. De Luxe Master Station Selective Unit as illustrated (but less earphone) complete with tubes, junction box and instructions.
List Price $59.00

Model KR-40C. Same as above, but with privacy earphone attachment.
List Price $74.00

Model RU-43. Sub-station unit, for connecting to Master Station.
List Price $18.95

No. 4433 Connecting Cable. For interconnecting KR-40 Master to Sub-stations.
List Price per 10 feet $0.75

KS-60 LIST PRICES

Model KS-60. De Luxe Super-Selective Intercom Master Unit as illustrated (but less earphone), complete with tubes, junction box, and instructions.
List Price $59.00

Model KS-60C. Same as above but with privacy earphone attachment.
List Price $74.00

No. 6655 Connecting Cable. The proper cable for inter-connecting KS-60 Master Units.
List Price per 10 feet $2.20

KC-80 LIST PRICES

Model KC-80. Master Selective Unit for 10-Station use, with tubes, junction box, and instructions.
List Price $64.75

Model KC-80C. Same as above, but with privacy earphone attachment.
List Price $79.75

Model UC-82. Sub-station for connecting to Master Stations.
List Price $18.95

No. 2100 Connecting Cable. For interconnecting KC-80 Masters.
List Price per 10 feet $2.50

No. 2222 Connecting Cable. For interconnecting KC-80 Masters with UC-82 Sub-station Units.
List Price per 10 feet $0.30

Each of the above models may be had in systems consisting of 20, 40, 60, 80, etc. stations, on special order. Write for details.

CHICAGO **Talk-A-Phone Mfg. Co.** ILLINOIS

Copyright by U. C. P., Inc.

Superliner Dual Speaker Indoor Systems

• AUDIENCES TO 1500. ROOM VOLUME 120,000 CU. FT.

MODEL CS-100. Wherever improved quality and medium power are called for, Model CS-100 is unsurpassed. A few popular indications are audition studios, churches, restaurants, etc. This system consists of a Model A22-K amplifier with all tubes, 2 C-265 heavy-duty 12" P.M. Speakers, 2 C-285 Polished Walnut Speaker Baffles, 2 50-ft. speaker cables, 1 C-225 Electrovoice Deluxe Dynamic Microphone, 25 ft. of microphone cable and 1 C-61 Friction Clutch Floor Stand. Shipping weight 87 lbs. **PRICE** **$192.00**

MODEL C-502 MICROPHONE COMBINATION consists of 1 C-225 Electrovoice Dynamic Mike and 1 C-61 Floor Stand (up to 2 mikes) **$35.75**

Superliner Dual Speaker Outdoor Systems

• AUDIENCES TO 1500. AREA 5000 SQ. FT.

MODEL CS-102. For sidewalk cafes, yacht clubs, cemetery functions and other applications requiring superior tone quality, this fine system is ideal. Consists of A22-K amplifier complete with tubes, 2 C-265 heavy duty 12" P.M. Speakers, 2 C-277 Deluxe All-Steel Projector Baffles, 2 C-278 Crow-foot Mounting Stands, 2 50-ft. speaker cables, 1 C-79 Shure Rocket Crystal Microphone, 25 ft. microphone cable, and 1 C-61 Friction Clutch Floor Stand. Shipping weight 107 lbs. **PRICE** **$216.00**

MODEL C-504 MICROPHONE COMBINATION. Consists of 1 C-79 Crystal Mike and C-61 Floor Stand (total of 2 mikes may be used) **$35.75**



ULTRA HIGH QUALITY MICROPHONES

Systems listed on this page may be had with ultra quality uni-directional Mikes instead of those normally supplied. Add per Mike; (left to right) Shure C-137 Unidyne Dynamic, **$20.00.** Shure C-86 Unipex Crystal, **$7.50.** Electrovoice C-226 Cardak, **$24.50**

Superliner Real Luggage Portable Systems

• CASE HOUSES 2 SPEAKERS, AMPLIFIER & MIKE

MODEL CS-104. Complete, easy portability, unusually fine tone quality and beautiful styling, all combine to make Model CS-104 the leader in the field of portable sound systems. Excellent for lodge use, soloists, travelling orchestras, etc. Consists of an A22-K Amplifier, Real Luggage Carrying Case covered in deep navy blue leatherette, and with full-rim stitched brown leather binding. Has brown metal Speaker Grilles and brass catches. Case opens up to 4 sections; 2 baffle covers, each mounting a 12" heavy-duty P.M. Speaker C-265, 50 ft. speaker cable, base for amplifier, and a compartment to accommodate the C-96 Amperite Velocity Mike, with C-66 3-section Floor Stand and 25 ft. of microphone cable supplied with system. Shipping weight 96 lbs. **PRICE** **$223.50**

MODEL C-506 MICROPHONE COMBINATION. Consists of 1 C-96 Amperite Velocity Mike and 1 C-66 Floor Stand (up to 2 mikes) **$39.50**

Clarion

12 WATT Superliner SOUND SYSTEMS

• FEATURES

NEW MEDIUM POWER, EXTRA-QUALITY STUDIO-TYPE AMPLIFIER

BROADCAST STUDIO STYLING—VISUAL MONITOR METER

3 INDIVIDUALLY CONTROLLED CHANNELS, 2 MIKE, 1 PHONO

SEPARATE BASS & TREBLE EQUALIZERS—MASTER GAIN CONTROL

OPTIONAL REMOTE CONTROL—OUTPUT IMPEDANCE SELECTOR

• SPECIFICATIONS

SEPARATELY CONTROLLED INPUT CHANNELS — 2 Mike, 1 Phono

SEPARATE EQUALIZATION CONTROLS — Boost 13db. @ 50 cps, 18db. @ 10,000—Cut 12db. @ 50 cps, 31db. @ 10,000

OTHER CONTROLS — Master Gain Control. On-Off Switch. Prot. Fuse

OUTPUT LEVEL METER....Calibrated in Watts and Decibels

QUALITY.....Response 40-12,000 cps. Harmonic Content 6%

CHANNEL GAIN — High, 124db.—Low, 86db.—Hum Level, 31db. below 6 MW

OUTPUT WATTS — Normal 12, Peak 18. Cascade Inverse Feedback

POWER REQUIREMENTS.....115-120 volts 60 cycles, 70 watts

NON-INTERCHANGEABLE CONNECTOR PLUGS — 2 Mike, 1 Phono, 2 Speaker

REMOTE CONTROL — Optional. Permits operating 2 mike channels

TUBES.....4-12SJ7, 1-6SC7, 2-6V6G, 1-5Y3G

OVERALL DIMENSIONS.....8¾" High, 8⅝" Deep, 16" Wide

FINISH — Slate grey wrinkle, full face two-tone ceramic treated panel. Contrasting ivory knobs. Chrome and red handles.

• PRICES

MODEL A22-R 12 WATT SUPERLINER AMPLIFIER. Complete Amplifier with plugs and instructions. With built-in Output Meter but less tubes. Shipping weight 36 lbs. **PRICE** **$92.75**

MODEL A22-K 12 WATT SUPERLINER AMPLIFIER. Same as Model A22-R, but with complete set of matched tubes....**$102.25**

MODEL C-4 OPTIONAL DUAL REMOTE CONTROL with 50 ft. Cable. **$13.50**

Copyright by U. C. P., Inc.

Prices and Specifications Subject to Change Without Notice . . . Apply for Discounts

Clarion

20 WATT Superliner SOUND SYSTEMS

• FEATURES

A NEW EXTRA-QUALITY INTERMEDIATE POWER AMPLIFIER
BUILT-IN PHONO PLAYER MODEL—OPTIONAL REMOTE CONTROL
COMPLETE MIXING FACILITIES FOR 3 MIKES & 1 PHONO
SEPARATE BASS & TREBLE EQUALIZERS, MASTER GAIN CONTROL
STUDIO STYLING-VISUAL MONITOR METER-OUTPUT SELECTOR

• SPECIFICATIONS

SEPARATELY CONTROLLED INPUT CHANNELS
3 Mike, 1 Phono
SEPARATE EQUALIZATION CONTROLS
Boost 14db. @ 50 cps, 13db. @ 10,000 cps.—
Cut 13db. @ 50 cps, 30 db. @ 10,000 cps.
OTHER CONTROLS
Master Gain Control. On-Off Switch, Prot. Fuse
OUTPUT LEVEL METER....Calibrated in Watts and Decibels
QUALITY.....Response 40-12,000 cps. Harmonic Content 6%
CHANNEL GAIN
High, 121db.—Low, 84db.—Hun Level, 31db. below 6 MW
OUTPUT WATTS Normal 20, Peak 25. Cascade Inverse Feedback
POWER REQUIREMENTS.....115-120 volts 60 cycles, 120 watts
OUTPUT IMPEDANCES 2-4-8-15-250-500 ohms with Selector Switch
NON-INTERCHANGEABLE CONNECTOR PLUGS
3 Mike, 1 Phono, 2 Speaker
REMOTE CONTROL Optional. Permits operating 2 mike channels
TUBES 5-12SJ7, 1-6SC7, 2-6L6G, 1-5U4G
OVERALL DIMENSIONS, BOTH MODELS
9" High, 12" Deep, 16" Wide
FINISH
Slate grey wrinkle. Full-face two-tone ceramic treated panel. Contrasting ivory knobs, chrome and red handles.

• PRICES

MODEL A24-R. Complete Amplifier with plugs and instructions. With built-in Output Meter, but less tubes and phono equipment. Shpg. wt. 44 lbs. **PRICE**..... **$112.25**
MODEL A24-K. Same as Model A24-R with set of tubes $124.75
MODEL A26-R. Same as Model A24-R but with built-in Phono Player. Has 9" turntable and Astatic Crystal Pickup. Less tubes. Shipping weight 49 lbs.....$131.00
MODEL A26-K. Same as Model A26-R with set of tubes....$143.75
MODEL C-4 Optional Dual Remote Control with 50-ft. Cable **$13.50**



Superliner Dual Speaker Indoor Systems

• FOR AUDIENCES TO 3000. ROOM VOLUME 200,000 CU. FT.
MODEL CS-110. Unusually impressive appearance makes this system particularly suitable for such installations as civic centers, court rooms, cocktail lounges, etc. System includes Model A24-K Amplifier, 2 C-262 Heavy Duty P.M. Speakers, 2 C-285 Polished Walnut Baffles, 2 50-ft. speaker cables, C-225 Electrovoice Dynamic Microphone and C-61 Floor Stand. Shipping weight 95 lbs. **PRICE**..... **$217.00**
MODEL CS-113. Same as Model CS-110 but with built-in Phono Player. Has 9" Turntable and Astatic Crystal Pickup. Shipping weight 100 lbs..... **$236.00**
MODEL C-502 MICROPHONE COMBINATION. Consists of 1 C-225 Electrovoice Dynamic Mike and 1 C-61 Floor Stand (up to 3 mikes)..... **$35.75**

Superliner Dual Speaker Outdoor Systems

• FOR AUDIENCES TO 3000. AREA 10,000 SQ. FT.
MODEL CS-114. Unsurpassed for amusement parks, fairs, prison yards, etc. System includes Model A24-K Amplifier, 2 C-262 Heavy Duty 12" P.M. Speakers, 2 C-277 Deluxe All Steel Baffles, 2 C-278 Crow-foot stands, 2 5-ft. speaker cables, C-279 Shure Rocket Crystal Mike, 25-ft. cable and C-61 Floor Stand. Shipping weight 120 lbs. **PRICE**..... **$241.00**
MODEL CS-115. Same as above with built-in Phono Equipment..... **$260.00**
MODEL C-504 MICROPHONE COMBINATION. Consists of 1 C-79 Shure Rocket Crystal Mike and 1 C-61 Floor Stand (up to 3 mikes) **$35.75**

ULTRA HIGH QUALITY MICROPHONES
Systems listed on pages 12 and 13 may be had with ultra quality uni-directional Mikes instead of those normally supplied. Add per Mike; (left to right) Shure C-137 Unidyne Dynamic, **$24.50.** Shure C-86 Uniplex Crystal, **$10.50.** Electrovoice C-226 Cardak, **$24.50.**



Superliner Real Luggage Portable Systems

• CASE HOUSES 2 SPEAKERS, AMPLIFIER & MIKE
MODEL CS-118. The leader in the field of intermediate power portable systems, due to its beautiful styling, superior tone quality and complete portability. The perfect system for lecturers, demonstrators and bazaar operators. Consists of A24-K Amplifier, Real Luggage Carrying case covered in deep blue leatherette with full-rim stitched brown leather binding. Has brown metal Speaker Grilles and brass catches. Size; 26" H., 17⅛" W., 15" Deep. Case opens up to 4 sections; 2 baffle covers, each with a 12" heavy-duty P.M. Speaker C-262 and 50 ft. speaker cable, base for amplifier, and compartment to accommodate C-96 Amperite Velocity Microphone, C-66 3-section Floor Stand and 25-ft. cable. Shipping weight 104 lbs. **PRICE**..... **$262.00**
MODEL CS-119. Same as above but with built-in Phono Player $281.00
MODEL C-506 MICROPHONE COMBINATION. Consists of 1 C-96 Amperite Velocity Mike and 1 C-66 3-section Floor Stand (up to 3 mikes) **$39.50**

Prices and Specifications Subject to Change Without Notice . . . Apply for Discounts *Copyright by U. C. P., Inc.*

Clarion

70 WATT Superliner SOUND SYSTEMS



FEATURES—THE FINEST IN SINGLE UNIT SUPER-POWER AMPLIFIERS • STUDIO STYLING. CALIBRATED MONITOR METER. OUTPUT SELECTOR • INDIVIDUAL BASS AND TREBLE EQUALIZERS. MASTER GAIN CONTROL • COMPLETE MIXING FACILITIES. 4 MICROPHONES AND 1 PHONO • BUILT-IN PHONO PLAYER MODEL. OPTIONAL REMOTE CONTROL

SPECIFICATIONS

SEPARATELY CONTROLLED INPUT CHANNELS
4 Mikes and 1 Phono

SEPARATE EQUALIZATION CONTROLS
Boost 13db. @ 50 cps, 12db. @ 7000—**Cut** 13db. @ 50 cps, 30db. @ 7000

OTHER CONTROLS
Master Gain Control. On and Off Switch. Prot. Fuse

OUTPUT LEVEL METER.....Calibrated in Watts and Decibels
QUALITY.....Response 40-12,000 cps. Harmonic Content 6%
CHANNEL GAIN
High, 125db.—Low, 84db.—Hum level below 6MW
OUTPUT WATTS Normal 70, Peak 91, Cascade Inverse Feedback
POWER REQUIREMENTS.....115-120 volts 60 cycles, 310 watts
OUTPUT IMPEDANCES 2-4-8-15-250-500 ohms with selector switch
NON-INTERCHANGEABLE CONNECTOR PLUGS
4 Mike, 1 Phono, 4 Speaker
REMOTE CONTROL .Optional. Permits operating 2 mike channels
TUBES.....7-6SJ7, 1-6F6, 4-6L6G, 2-5U4G
OVERALL DIMENSIONS, BOTH MODELS
10½" High, 12½" Deep, 17 5/16" Wide

FINISH
Slate grey wrinkle, full-face two-tone ceramic treated panel. Contrasting ivory knobs. Chrome and red handles.

• PRICES

MODEL A96-R. Complete Amplifier with plugs and instruction. With built-in Output Meter, but less tubes and phono equipment. Shipping weight 52 lbs.
PRICE **$175.25**

MODEL A96-K. Same as Model A96-R. with set of tubes..$195.25

MODEL A98-R. Same as Model A96-R but with built-in Phono Player. Has 9" turntable & Astatic Crystal Pick-up. Less tubes. Shpg. wt. 57 lbs. **PRICE**..... **$193.50**

MODEL A98-K. Same as Model A98-R with set of tubes..$213.50

MODEL C-4 Optional Dual Remote Control with 50-ft. cable **$13.50**

WE SOLICIT WAR PRODUCTION ORDERS

WRITE US FOR BIDS ON ANY WORK TO BE DONE IN THE RADIO-ELECTRONIC FIELD. WHETHER IT BE CUSTOM-BUILT OR FOR THE PRODUCTION BELT, OUR CAPABLE ENGINEERS AND EQUIPMENT ARE GEARED TO TACKLE THE JOB TO YOUR ENTIRE SATISFACTION.

"TO ORDER" SOUND SYSTEMS

REGARDLESS OF SIZE, COST OF TECHNICAL CONSIDERATIONS CLARION ENGINEERING AND SPECIAL PRODUCTION FACILITIES CAN SUPPLY CUSTOM TAILORED SOUND EQUIPMENT RAPIDLY AND AT AMAZINGLY LOW PRICES FOR "TO-ORDER" SYSTEMS

While the majority of sound equipment installations employ systems offered as stock equipment by Clarion, there are quite a number of sound distribution requirements which are more efficiently handled by tailoring the equipment to fit these needs. For examples, large industrial plants, extravaganza theatrical productions, production testing of electronic products, or a relatively simple item like a water leak detector. Regardless of magnitude, technical problems, or price considerations, Clarion can built sound amplifying equipment to satisfy all considerations. At the right, are illustrated a few special products built by Clarion for just such applications as suggested above. The 50 watt Power Stages in single streamliner rack cabinet were operated in conjunction with the Master Control Panel at the New York World's Fair of 1939 and 1940 for the Railroads-on-Parade exhibit. Only a part of the total equipment is illustrated.

Many special sound amplifying problems do not involve equipment of great magnitude but rather of unique operating qualities. Here again Clarion's special engineering departments can aid you. Illustrated at the right is an example of this type of product, a Water Leak Detector, now employed by a large eastern city water supply department to uncover leaks in pipe lines. In addition, Clarion has successfully constructed equipment for testing and ageing Battleship drive gears, Watches, Aircraft parts and a host of others.

Clarion Engineers will be glad to cooperate with you on special or unusual sound installations—no obligation of course. Prices will be tailored to fit the budget! Send us details or formal specifications on your sound amplifying problems today.



50 WATT POWER STAGES IN SINGLE CLOSED RACK



CONTROL PANEL

WATER LEAK DETECTOR

Copyright by U. C. P., Inc.

Prices and Specifications Subject to Change Without Notice . . . Apply for Discounts

STANDARD INTERCOMMUNICATORS

FIVE STATION MASTER PAGING MODEL

SYSTEM CONSISTS OF MASTER AND FROM 1 TO 4 CALL TYPE REMOTE STATIONS INDIVIDUAL SELECTION OR INSTANTANEOUS "ALL-STATION" PAGING OF REMOTES REMOTE STATIONS MAY CONTROL CONVERSATION OR HAVE "LISTEN-IN" PRIVACY

A new improved two way intercommunicating system especially designed to provide economical service for the smaller unit installations. By combining the master station with amplifier and four remote units a fine five station centralized system is formed which permits private conversation between master station and any one of the four remote units, calling of master station by any one of the remote stations, paging of all remote stations at one time by master unit, calling of any one of the remote units by master station, and control of the conversation by either unit as desired. Remote station also may have complete privacy from any listening in on part of master station by placing the talk-listen switch in the "call" position, thus enabling the master station to call a particular remote unit, but without the facility of "listening in" unless the remote station so desires. Master unit has volume control, station selector switch, and talk-listen control. Remote unit is equipped with three way control, a talk-listen position and a "call" setting. Master station employs one 70L7GT and one 12SC7 tube. Both master and remote stations are housed in very high grade walnut cabinets that will harmonize well with any type of interior decoration. Cabinet size of both units, 6¾" x 6⅞" x 4⅝" high. To further improve the appearance of these systems when in use, Clarion has designed a special junction box which eliminates the necessity of grouping all the cables from remote stations at the master unit. Junction box is connected to master unit by a thin 7 ft. cable. Operates on 115 volts AC or DC. Has high impedance speaker-mike.

MODEL CS-80 MASTER AND REMOTE STATION. Complete model D-4 master station with junction box and tubes, together with a model D-1 remote station. Less cable. Shipping weight 14 lbs. **PRICE** **$52.20**

MODEL D-1 REMOTE STATION ONLY. PRICE **$13.75**
Operates up to 2100 ft. from master. Less cable.

MODEL C-301 3 WIRE CABLE. PRICE **$5.25**
For connecting remote stations. Price per 100 ft.

THIRTEEN STATION INTEROFFICE SYSTEM

AN IDEAL SYSTEM FOR USE WHERE MANY REMOTELY LOCATED STATIONS ARE DESIRED. MASTER MAY CALL INDIVIDUALLY ANY ONE OF FROM 1 TO 12 REMOTE STATIONS. OPERATOR OF REMOTE STATION CAN "ANSWER" WITHOUT LEAVING WORK POSITION



Identical in appearance and construction to the four station master paging models listed above, but with facilities for operating a total of twelve remote stations. Any remote unit can be called by master station. Does not permit calling of all stations at one time. For warehouses, stock rooms, beauty parlors, or in any location where a number of remote points desire to converse with a central manager or operator. Master station is supplied with a special 36 terminal junction box.

MODEL CS-82 MASTER AND ONE REMOTE STATION. Consists of a master station for 1 to 12 remote units. Model D-12, with tubes, and one remote station Model D-1, less cable. For operation on 115 volts AC or DC. Shipping weight 15 lbs. **PRICE** **$54.75**

MODEL D-1 INDIVIDUAL REMOTE STATION. Operates up to 2100 ft. from master station. Has special high impedance speaker-mike. Less cable. **PRICE** **$13.75**

CONNECTING CABLES FOR ALL CLARION INTERCOMMUNCATING SYSTEMS

The cables listed in the adjoining column have been especially designed for use with Clarion intercommunicators. All systems listed on this page use the very economical 3 wire cable Model C-301, one for each remote station employed. All of the multiple master units shown on page 20 use one pair of wires for every station in service. For simplicity of installation, Clarion has made available three sets of cabled pairs.

All cables listed below are of durable construction, with live rubber covered conductors and heavy fabric outside sheathing. Conductors are made from solid wire. Prices are per 100 feet.

Model	Type	FOR USE WITH	PRICE
C-301	3 wire	Master to remote stations	$ 5.25
C-507	7 prs.	Model D-7 Multiple Master	$23.75
C-513	13 prs.	Model D-13 Multiple Master	$39.75
C-525	25 prs.	Model D-25 Multiple Master	$72.00

DELUXE PAGING AND INTEROFFICE SYSTEMS

STREAMLINED MULTIPLE MASTER SYSTEMS

SUPER SELECTIVE MODELS—ANY STATION MAY CALL ANY STATION PERMITS SIMULTANEOUS MULTIPLE 2-WAY OR MULTIPLE PARTY CALLS THREE SYSTEM TYPES—2 TO 7, 8 TO 13, AND 14 TO 25 STATIONS

Clarion takes great pride in introducing the finest and most versatile of all intercommunicating systems. From these systems you can actually form a private or loud speaking telephone exchange! A truly revolutionary feat when these features are considered; instantaneous two way conversations between any two or more stations; Three way vertical movement push-to-talk switch with "Quiet" position to prevent unwanted calls, and for simultaneous two way private conversations when using headsets; locking type push button station selector switches with slots for inserting designations under celluloid covers; two pair high impedance balanced line transmission for long distance coverage and elimination of all cross-talk; separate input and output volume controls; special junctions boxes for each model to eliminate unsightly and bulky cabling at unit proper; a high quality amplifier using 1-50L6GT, 1-35Z5GT, and two 12SF5 tubes, all contained in an ultra compact, streamlined highly polished walnut cabinet measuring only 6" x 15" x 5¾" high. For suitable cable, see listing above.

MODEL D-7 7 STATION MULTIPLE MASTER UNIT. Complete 6 button unit with tubes and junction box, for 115 volts AC or DC. Less headset and cable. **PRICE** **$59.75**

MODEL D-13 13 STATION MULTIPLE MASTER UNIT **$64.50**
Same as above, but with 12 selector buttons and special junction box.

MODEL D-25 25 STATION MULTIPLE MASTER UNIT **$76.25**
Has 24 selector buttons and junction box, otherwise same as Model D-7.

MODEL D-50 COMPLETE HEADSET ATTACHMENT **$6.25**
Easily attached to any of the above units. With hanger and 3-ft. cord.

Prices and Specifications Subject to Change Without Notice . . . Apply for Discounts

Copyright by U. C. P., Inc.

Erwood SOUND EQUIPMENT

Erwood MODEL No. 1312 — 12 WATT PORTABLE PUBLIC ADDRESS SYSTEMS

Styled like aeroplane type hand luggage this low priced system is distinguished for its superb reproduction. Ample reserve capacity provides "big-system" volume without over-load, distortion or blasting.

APPLICATION: Adapted to smaller installations of not over 1000 persons in such places as assembly halls, churches, night clubs, bingo games, funeral parlors, etc. Exceptionally fine record reproduction is possible when used with our No. 101 record player.

FEATURES: Model No. 1312 is a portable system contained in a compact and durable carrying case with a heavy tweed covering. Ample space is provided for substantially mounting the speakers, amplifier, microphone, all cables, and a full length floor stand. The same precision and care has been exercised in the manufacture of this equipment that is so evident in our larger and more expensive equipment.

AMPLIFIER SPECIFICATIONS

Power Output: 12 Watts. Gain: Microphone 119 D.B. Phonograph 75 D.B. Controls: One microphone, one phono, one tone control and ON and OFF switch. Provision is also made for remote control of microphone volume. Input Impedance: Two megohms for microphone and one-half megohm for crystal pickup. Tubes: Five required, consisting of: 1—6J7G; 1—6Y7G; 2—6V6G; 1—5V4G. Output Impedance: 3-4 and 6-8 ohms. Power Consumption: 86 Watts. Dimensions: 7" x 8" x 11". Amplifier is equipped with 6 ft. A.C. cord and plug.

MICROPHONE: Model 150-A is a streamlined high impedance crystal having an output of —52 D.B. The response is free from objectionable peaks or dips. The crystal cartridge is cushion mounted to prevent floor and stand noises in reproduction. Finish is a beautiful gray and chrome combination. The microphone is furnished complete with floor stand and 25 feet of SRC cable and plug.

SPEAKERS: Two 8-inch permanent magnet type speakers complete the system. They have a speaker voice coil diameter of 1 inch. The magnetic structure contains 14 ozs. of magnetic material per speaker. Both speakers are equipped with 25 feet of rubber covered cable and plug.

Model 1312-PC comprises complete portable system, consisting one Model 1312 Amplifier, one Model 150-A Crystal Microphone with floor stand and 25 feet of cable, two Model 108 Permanent Magnet Speakers with 25 feet of cable and plug, and one Model C-3 Portable Carrying Case. **List Price: $112.80.** Shipping Weight: 55 lbs. Code: PACKS. **Model 1312 Amplifier only,** less tubes. **List Price: $41.50.** Shipping Weight: 22. lbs. Code: ABASE. **Kit of Matching Tubes: $6.00. Shipping Weight: 2 lbs.** Code: TABOO.





Erwood MODEL No. 2418 — 18 WATT PORTABLE PUBLIC ADDRESS SYSTEM

● Dual Speakers ● One or Two Floor Stands and Microphones ● Remote Control (Optional) ● Edge Illuminated Non-Breakable Dial ● Single Case Construction.



APPLICATION: For all temporary or semi-permanent installations, most particularly adapted to traveling orchestras, road shows, religious activity and other applications for crowds up to 3000 persons.

AMPLIFIER: Is a model 2418—18 watt power amplifier of exceptional range and power handling capacity. Two microphones can be used simultaneously with perfect control over each microphone. The gain of the amplifier is sufficient to (129 DB) effect pickup by the microphone over a wide area. A tone control permits modification of the reproduction to meet local conditions. Controls are located on a beautiful edge illuminated non-breakable dial which is easy to see in a dark room. The amplifier is of substantial construction housed in an attractive steel case finished in deep maroon, and chrome trimmed.

MICROPHONES: Model 151A uni-directional microphones are furnished with this system. Their excellent frequency characteristic extends from 30 to 10,000 cycles, and while very sensitive to the front, are relatively insensitive to sounds from the rear, a characteristic which is highly desirable for public address installations. Each microphone is furnished with 25 feet of special shielded cable and polarized plug. The head is tilting and is finished in satin chrome. Microphones are furnished with a three piece sectionalized floor stand.

LOUD SPEAKERS: This system is furnished with two model 120 permanent magnet speakers having a diameter of 12 inches and a power handling capacity of 12 watts. The voice coil and cone structure is particularly adapted to the baffles to which they are mounted. Each speaker is provided with 25 feet of rubber covered cable and polarized plug.

PORTABLE CARRYING CASE: The Model C4 portable carrying case is of three piece construction, the lower section functioning as a compartment for carrying the amplifier. The upper sections are of trapezoidal construction and contain the speakers, microphones and microphone stands. In which use, they function as the loud speaker baffles and provision is made for securing them to the wall.

Model 2418-P2C is a complete system comprising a 2418 amplifier less tubes, two No. 151A microphones with cords, plugs and floor stands, two No. 120 permanent speakers with cords and one No. C4 portable carrying case. **List Price: $208.00.** Shipping Wt.: 78 lbs. Code: POITS.

Model 2418-P1C. Same as above except with one microphone and one stand. **List Price: $163.50.** Shipping Wt.: 67 lbs. Code: POOLS. Kit of extra sound tubes, for Model 2418 amplifier. **List Price: $8.20.** Shipping Wt.: 2 lbs. Code: TALCS.

Model 2418. Amplifier only, less tubes. **List Price: $56.00.** Shipping Wt.: 31 lbs. Code: ABYSS.

Erwood MODEL No. 3428 28 WATT AMPLIFIERS

Housed in a metal cabinet of unusual beauty, this new design exceeds its rating by a substantial margin. This increased margin guarantees high quality performance without distortion at levels considerably in excess of the rating. The three inputs accommodate two microphones and a phonograph. In our opinion, this amplifying system will be most talked about because of its unusual dynamic range and tone quality.

APPLICATION: A well-balanced engineered system capable of exceptional performance. Well adapted to use in auditoriums, theatres, schools, churches and other public gathering places. Provides perfect reproduction for audiences of 4000 or for auditoriums of 1,000,000 cubic feet.

FEATURES: Model 3428 amplifier permits the use of two microphones and a phonograph input in a multiple mixing circuit. Extra refinement in circuit design reduces noise and hum to new low levels only attained in expensive recording amplifiers. Provision is incorporated for the use of a two-position remote control unit. Two tone controls permit perfect balancing of reproduction to auditorium requirements.

AMPLIFIER SPECIFICATIONS

Power Output: 28 Watts. Gain: Microphone 130 DB. Phonograph 75 DB. Controls: Two microphone volume controls, one phonograph volume control, one high frequency control, one low frequency control, and an ON and OFF switch. Remote control attachment optional. Input: Two, two-megohm for microphones and one-half megohm for phonograph. Tubes: Eight required, consisting of: 2—6J7; 2—6C5; 2—6L6; 1—5V4; 1—6N7. Output Impedance: Four, eight, two hundred and fifty and five hundred ohms. Current consumption 125 Watts. Dimensions: 8" x 9½" x 14½".



No. 3428 amplifier only, less tubes. List: $75.00. Shipping Wt.: 38 lbs. Code: ABBEY. **Kit of matched tubes for Model 3428 amplifier. List: $8.55.** Shipping Wt.: 2 lbs. Code: TAPRY.

Copyright by U. C. P., Inc.

Erwood SOUND EQUIPMENT

Erwood MODEL No. 1420 — 20 WATT MOBILE PUBLIC ADDRESS SYSTEM

Designed and engineered by the originators of Mobile Public Address Systems, Model No. 1420 provides in simple compact equipment a dependable combination of 6-volt and 120-volt services. Primarily designed for mobile services, the ease with which this model may be transported makes it desirable for general public address applications.

APPLICATION: Suitable for outdoor crowds of 2,000 or more people, with corresponding greater indoor capacity. Suitable for civic celebrations, sports announcements, orchestral broadcasting, etc.

FEATURES: Will operate on either standard 120-volt A.C. power line or 6-volt storage battery. Facilities for one microphone. Self-contained record playing mechanism for phonograph record reproduction. Hum and other noises generally associated with mobile equipment have been eliminated by special Erwood extra shielding and filtration. High quality crystal pickup and noiseless rim drive turntable motor. Amplifier is equipped with 7 tubes operated well within manufacturers' ratings to eliminate tube trouble. Reproduction is excellent with ample capacity for extra power and stepped-up quality performance when required. Well designed ventilation. Accessibility has been stressed in this model.

AMPLIFIER SPECIFICATIONS

Power Output: 20 Watts. Gain: Microphone, 129 DB. Phonograph, 73 DB. Controls: One microphone, phonograph, tone control, ON and OFF switch, and a standby switch. Input: For one microphone. Tubes: Seven required, consisting of: 1—6J7; 2—6N7; 2—6L6; 2—6X5. Output Impedance: Four, Eight, Two Hundred Fifty and Five Hundred Ohms. Power Consumption: 130 Watts AC, 20 Amperes, DC. Dimensions: 16" x 16" x 12". Shipping Weight: 42 lbs.

MICROPHONE: Because of particularly durable construction, Model 156C crystal microphone is included with these systems. Microphone has a wide frequency range, is sensitive over a wide angle of pickup. Particularly adapted to the rough usage of outdoor work and frequent handling. Frequency ranges flat output level,—62 DB. Microphone is furnished complete with 25 feet of RCS cable, plug and handle.

SPEAKERS: Two No. 120—12" permanent magnet speakers are included with this system. The magnetic structure of these speakers uses 21 ounces of magnetic material. They have a power handling capacity of 10 watts per speaker. Speakers are furnished with 25 feet of cable and plug.

System 1420M comprises one 1420 high fidelity amplifier, one 156C crystal microphone with 25 foot cable and plug and two 120—12" permanent magnet speakers, with 25 foot cables and plugs. List: $154.00. Shipping Weight: 55 lbs. Code: SAGES. Kit of matched tubes. List $7.80. Shipping Weight: 2 lbs. Code: TABLE.

Erwood MODEL No. 3545 45 WATT AMPLIFIER



For the elaborate and exacting requirements of the "big installation," this system has been designed to embrace every modern improvement known to sound. In every respect it can be depended upon to meet every expectation.

APPLICATION: Adopted to larger installations requiring multiple microphone, where the stage presentation covers considerable area—automatic volume control greatly improves the pickup of the system and helps to eliminate feedback. Will handle crowds up to 10,000 persons under the most adverse conditions.

FEATURES: Model 3545 amplifier combines automatic volume control for microphones, volume expansion for record reproduction, remote control for the three microphone positions permits monitoring the program from a remote position. High and low tone compensation permits adapting the equipment to troublesome acoustical conditions. Uses a new circuit with two power transformers, variable output impedance switch, locking type input plugs.

AMPLIFIER SPECIFICATIONS

Power Output: 45 Watts.
Gain: Microphone 130 DB. Phonograph 75 DB.
Controls: Three microphone volume controls, one master gain control, one combination volume control, one low frequency control, one ON and OFF switch.
Input Impedance: For microphones, two megohms; for phonograph, one-half megohm.
Tubes: Fourteen required, consisting of: 4—6J7G, 2—6N7G, 1—6L7G, 1—6F6G, 1—6H6G, 2—6L6G, 1—5U4G, 1—83.
Output Impedance: Four, Eight, Two Hundred Fifty and Five Hundred Ohms.
Current Consumption: 320 Watts.
Dimensions: 8¾" x 11" x 18".
No. 3545—Amplifier Only.....List $132.50
Shipping Weight: 55 lbs. Code: APPLE.
Kit of matched tubes for Model 3545 Amplifier.
List: $12.85. Shipping Weight: 4 lbs. Code: TUBES.

Erwood MODEL No. 101 PHONOGRAPH UNIT

Model No. 101 phonograph unit is a record playing device for either ten or twelve inch phonograph records and it comprises a 78 R.P.M., rim drive phonograph motor with a ten inch flock covered turntable. The phonograph pickup is of the off-set arm type with a crystal cartridge. Output for 500,000 ohm load.

The equipment also includes a six foot power cord, a six foot shielded input cord and a gain control with an attached ON and OFF switch. The entire assembly is enclosed in an attractive portable case with a tweed covering. Dimensions 7" x 13" x 13". Shipping Weight 13 lbs. List Price: $29.50. Code: PHONO.

Copyright by U.C.P., Inc.

Erwood SOUND EQUIPMENT

8 WATT PORTABLE

COMPLETE LOW PRICE PORTABLE PUBLIC ADDRESS SYSTEM . . . UNUSUAL PERFORMANCE

APPLICATION: An 8-watt portable public address system that is adapted to the smaller assemblies encountered in churches, schools, clubs, lodges and other organizations where groups up to several hundred should be given adequate hearing facilities.

FLEXIBILITY: The simplicity of this system, together with facilities for the use of additional equipment adapts it to many applications not ordinarily expected of such low priced equipment. Speaker cables can be extended and an additional speaker used if desired. A tone control is incorporated to adapt the unit to various acoustical or reproducing conditions. It is very simple to operate—as easy as a midget radio.

PHONOGRAPH ATTACHMENT: The Erwood No. 101 Phonograph Attachment is ideal for the reproduction of phonograph records when used in conjunction with this system.

AMPLIFIER: The Amplifier utilizes five tubes and has an output of 8 watts. It is built into a section of the portable case. Input connection is provided for the microphone furnished with the system, and for a record playing attachment. Controls include a microphone volume control, a phonograph volume control and a tone control. A power switch and pilot light complete the control panel. Two speaker sockets are provided with 3-4 and 6-8 ohm taps. The amplifier is attractively finished in burgundy maroon, the control panel is two-tone screened.

MICROPHONE: The Model 149-A Crystal Microphone is of the compensated diaphragm type having reproduction characteristics that are highly desirable for speech work. It is furnished complete with 25 feet of low capacity shielded fabric covered cable and a polarized plug of simple design to attach it to the amplifier.

SPEAKER: The 10" Model 110 Permanent Magnet speaker utilizes 12 ounces of magnetic material and has a cone assembly capable of reproducing the necessary high frequencies for intelligible speech reproduction. The speaker is furnished complete with a polarized plug and 25 feet of rubber covered cable.

LUGGAGE: Model 1308 System is contained in a portable carrying case of substantial construction having dimensions of 11" x 12½" x 13½". The covering is a serviceable brownish tweed that is durable and does not scuff.

ADDITIONAL SPEAKERS: Two speaker plugs are provided on the amplifier so that an additional speaker can be used where it is desirable to obtain greater sound distribution.

1308PIC System, as described, less tubes. Shipping weight 28 lbs.....**LIST PRICE $49.50**

Kit of tubes include 1-5Y3G, 2-6V6GT, 1-6Y7G, 1-6Q7GT. Shipping weight 2 lbs..**LIST PRICE $4.90**

SINGLE UNIT PUBLIC ADDRESS SYSTEM

COMBINED WITH A READING LAMP AND DESK

APPLICATION: Churches, Hotels, Schools, Lodges and Clubs and other social gatherings will find wide use for the Rostrum System. Particularly adapted to after-dinner and impromptu gatherings . . . easy to install . . . simply place rostrum unit in front of the speaker, plug into a convenient A.C. connection and system is ready to operate. Make it easy for your speaker to be heard and your audience to hear.

EASE OF OPERATION: Although the Rostrum system combines all of the elements of a public address system, they are all permanently mounted in one easy-to-carry case . . . it's no more of a job to install this system than an electric iron and as easy to use as an automatic toaster. Simply plug into the light socket, remove the snap-on cover and the system is ready to operate. And in addition, you have an illuminated desk to facilitate the reading of papers, etc. You control the volume with one simple control . . . fewer controls than a midget radio set.

EQUIPMENT: The complete assembly comprises . . . a 6½" dynamic reproducer having an excellent frequency range . . . a powerful four tube amplifier with plenty of reserve power to give you extra power without distortion . . . a compensated diaphragm crystal microphone mounted on a flexible goose neck type of stand . . . all mounted in an attractive case.

Complete Model R-6 Unit System, as described. Shipping Weight: 24 lbs. **LIST PRICE $48.75**

Kit of Tested Tubes, comprising 1—6X5GT, 1—6K6GT, 2—6Q7GT. Shipping Weight: 2 lbs.....**LIST PRICE $3.40**

Copyright by U. C. P., Inc.

Thank You!

When writing for additional information or when ordering from sources of supply listed in this book, please mention

RADIO'S MASTER ENCYCLOPEDIA

Original Circuits! Modern Designs! Easy to Construct!

20 Watt CW Beginner's Transmitter

Designed primarily for the beginner, the crystal-controlled 20 watt code transmitter operates on all bands from 160 to 10 meters. If higher power is desired at some later date, this unit may also be used as the crystal oscillator of a larger multi-stage transmitter. A low impedance link is provided to couple the transmitter to a doublet antenna or to an antenna matching network. A pilot lamp in the negative high voltage lead is used as an inexpensive yet effective tuning indicator. Simplicity of construction and ease of operation make this an ideal unit for the new amateur, enabling him to get on the air with small initial investment. Chassis dimensions, 8½" x 6" x 2½".

T-22K03 20 Watt CW Unit, Kit of Parts ..... **$25.50 List**

Includes all parts except coils, phone plug, crystal and tubes.

★

35 Watt Phone-CW Transmitter

Mounted in a modern, attractive cabinet, this compact transmitter is capable of 35 watts input on either CW or phone. The power supply and audio section are mounted on the same chassis with the r.f. section. The plug-in coil feature adds to the desirability of this transmitter for the amateur who wants low power on the five amateur bands. All controls are on the front panel for ease of operation. R.F. tubes used include 6V6-G harmonic oscillator and 6L6-G final amplifier. The carbon microphone which is required derives its exciting current from the power supply bleeder and is used to drive a 6A6 speech amplifier, which in turn excites a Class B modulator. A variable link is used to couple the transmitter to the antenna. Overall cabinet dimensions 9½" x 7" x 2".

T-22K37 35 Watt Phone-CW, Kit of Parts ..... **$80.00 List**

Includes all parts except coils, meter, crystal and tubes.

★

12 Watt Universal Transmitter



For Portable and Emergency Service

This 115 volt A.C. or 6 volt D.C. transmitter is one of the most popular of the entire group because of its extreme flexibility. Merely inserting the proper power plug changes the circuit from A.C. to D.C. Maximum power input is 12 watts on battery operation and slightly more when operated on an A.C. line. This transmitter can be operated on all amateur bands from 160 to 10 meters, and doubling may be accomplished in the crystal stage when using 160, 80 and 40 meter crystals. A 6V6-G oscillator tube is used in a regenerative type circuit having an r.f. choke in the cathode circuit. Final stage uses an 807 tube. The modulator tube is a 6V6-G operating Class A and the audio amplifier section consists of two 6J7 tubes, pentode connected, providing ample gain for operation with a crystal microphone. Overall cabinet dimensions 9½" x 7½" x 2"

T-22K13 Portable Emergency Transmitter, Kit of Parts ..... **$85.00 List**

Includes all parts except vibrator, meter, coils, crystal and tubes.

★



55 Watt Phone, 80 Watt CW Transmitter

This Thordarson transmitter, expertly engineered and designed for either 55 watt phone or 80 watt CW operation on 160 to 10 meters, is built with independent audio and r.f. sections. Each section has its own power supply and may be used separately. The r.f. plate supply uses a 5Z3 and two 866JR tubes. The power supply on the modulator chassis uses a 5Z3. A gain of 122 db permits operation of the transmitter with any of the popular types of high impedance microphones. The 6L6-G modulator tubes, operating Class AB_1, fully modulate the 55 watt Class C input. Speech amplifier tubes: 6J7, 6J7, 6C5, 2-6L6-G's. R.F. tubes: 6F6-G oscillator, 6L6-G buffer or doubler, and 809 final amplifier stage. Individual kits for r.f. and modulator sections. R.F. chassis dimensions 17" x 12" x 4". Modulator chassis dimensions 17" x 10" x 2". Complete cabinet dimensions 19¼" x 21" x 13½".

T-22K71 R.F. Section, Kit of Parts ..... **$115.00 List**

Includes all parts except coil forms, cabinet, meters, plug-in condenser, jack base, crystal and tubes.

T-22K73 Modulator Section, Kit of Parts ..... **$65.00 List**

Includes all parts except tubes and cabinet.

★

12 Watt Mobile Transmitter



Many extra hours of operating enjoyment on the 5 and 10 meter bands can be had with this new Portable Mobile transmitter. It is carefully designed to withstand the vibration to which a mobile unit is often subjected. It operates from a 6 volt storage battery and uses a vibrator power supply that can be remotely controlled quite a distance from the transmitter. All modern improvements are included for simplified operation under all conditions. R.F. tubes used include: 6V6-G tri-tet crystal oscillator and T-21 final amplifier. A single 6V6-G operates as a Class A amplifier to modulate the T-21 tube. Provision is made for remotely connecting a carbon microphone to the primary of the microphone transformer mounted on the under side of the chassis. Chassis dimension 11" x 8" x 3".

T-22K11 12 Watt Mobile Unit, Kit of Parts ..... **$70.00 List**

Includes all parts except vibrator, crystal and tubes.

★



50 Watt 5 & 10 Meter Phone Transmitter

Unusually compact, this 5 and 10 meter phone transmitter contains in a single unit a 50 watt r.f. and 25 watt modulator section, together with their respective power supplies. R.F. tubes used include 6L6-G tri-tet oscillator, HK-24 doubler, and HK-24 final amplifier. The speech amplifier is designed to permit the use of either a high impedance dynamic or crystal microphone. The modulator consists of a pair of 6L6-G tubes operating in Class AB_1. Panel fits a standard 19" relay rack. When used with the modern streamlined grey cabinet, it presents a most attractive and efficient-looking job. A single meter in conjunction with a meter switch measures the oscillator plate, buffer plate, final grid, and final plate currents. Chassis dimensions 17" x 13" x 3", Cabinet dimensions 12¼" x 20½" x 13½".

T-22K51 50 Watt 5 & 10 Meter Unit, Kit of Parts ..... **$140.00 List**

Includes all parts except cabinet, meter, crystal and tubes.

#344 Transmitter Guide—15c postpaid—full descriptions and instructions on building Amateur Radio equipment, including transmitters from a 20 watt CW to a kilowatt.

Copyright Thordarson Elect. Mfg. Co.



55 Watt Amplifier

T-30W55 . . . . . $185.00 List

With Selected Tubes

Conservatively rated at 55 watts output, yet delivers peak power upwards of 75 watts. Four beam power tubes are used in the output stage in a push-pull parallel circuit with inverse feedback. Outstanding flexibility of input circuits, tone controls and output connections. Four microphone circuits, provided with independent gain controls for mixing, accommodate any high impedance microphone. Amplifier is also available with low impedance input transformers (at slight additional cost) for dynamic or velocity microphones. These transformers are multiple shielded for absolute elimination of hum. Two phono input circuits operate into a fader gain control and may be mixed with one or all of the microphones. Frequency equalization is made possible with the popular Thordarson Dual Tone Control circuit. Shipping weight 59 lbs.

30 Watt Amplifier

T-30W30 . . . . . $130.00 List

With Selected Tubes

A large number of input circuits make this unit desirable for stage and night club installations. Three high impedance microphones and two high impedance phono pickups may be used. Amplifier can be supplied with low impedance Multi-Shield microphone input transformers at $17.50 list each additional. Low impedance microphones are desirable when located more than 50 feet from the amplifier. All input circuits are coupled for complete mixing. The new tone compensator circuit produces the last word in brilliance and naturalness of speech and music. A low frequency booster circuit, effective only in the phono channels, is adjusted by the bass tone control. Case design similar to T-30W55. Shipping weight 36 lbs.

20 Watt Amplifier

T-30W20 . . . . . $85.00 List

With Selected Tubes

The Thordarson tone compensator circuit in this model achieves naturalness and brilliance of both speech and music heretofore unknown in conventional equipment. Bass and treble tone controls adjust for troublesome acoustical conditions. Two high impedance microphones and a high impedance phono pickup may be used. Individual volume controls permit complete mixing or fading of all inputs and the special Thordarson mixer circuit minimizes crosstalk and interaction. Multiple stage inverse feedback used in the four stage amplifier circuit reduces distortion and hum. Six output impedances, available by a selector switch, will match every combination of loud speakers. Case design similar to T-30W55. Shipping weight 26 lbs.

20 Watt Amplifier *With Turntable*

T-30W21 . . . . . $110.00 List

With Selected Tubes

Electrical characteristics identical to T-30W20, but case design similar to T-30W28 to accommodate a 78 RPM phono turntable and crystal phono pickup. Recommended for phono installations. A jack provides for external connection to the amplifier phono input. Shipping weight 36 lbs.

8 Watt Amplifier

T-30W08 . . . . . $ 47.50 List

With Selected Tubes, Less Cabinet

The performance of this 8 watt is outstanding for its size. An ideal unit for installations where high volume is unnecessary — store window ballyhoo, carnival game calling, interphone systems. Technical characteristics comparable to larger Thordarson units. Two input circuits provide direct connection for a high impedance microphone and high impedance phono pickup. Separate gain control for both, as well as a tone control. Several output impedances for matching likely loud speaker loads. Shipping weight 16 lbs.
T-25K09 Metal Amplifier Cover recommended for ease in carrying the amplifier and to guard against breakage of tubes ($4.00 List).

14 Watt Amplifier

T-30W14 . . . . . $ 70.00 List

With Selected Tubes

The new Thordarson tone compensator circuit is used in this 14 watt amplifier for unusual brilliance and naturalness of both speech and music. This circuit can be switched in or out. The high frequency response can be adjusted with a tone control. A low frequency boost circuit provides for normal bass correction of commercial records. Input circuits accommodate any high impedance microphone such as crystal or dynamic types and a crystal or high impedance magnetic phono pickup. Separate volume controls permit mixing or fading from microphone to phono. Full 14 watts of audio power are delivered with less than 5% distortion. Amplifier supplies from one to four 10" or 12" speakers at medium volume or a greater number of smaller speakers at reduced volume. Case design similar to T-30W55. Shipping weight 22 lbs.

1 Watt Battery Amplifier



T-30W02 . . . . . $ 55.00 List

With Selected Tubes and Batteries

Dry batteries employed in this unit are contained within the amplifier case. Being completely self-powered, many applications heretofore impossible, become a reality with the T-30W02 amplifier — outdoor tournaments, picnics, farm call systems, rural carnivals, field work and portable tour systems. Power output is comparatively low but considerable volume is obtained, especially with an efficient loud speaker. Amplifier circuit is essentially the same as more powerful Thordarson units except the new 1.4 volt battery tubes are used. Four stages of amplification used with inverse feedback assure minimum distortion. Separate input channels accommodate a high impedance microphone and high impedance phono pickup. A tone control is also provided for attenuation of the treble frequencies. Several impedances are available at the output connector for matching voice coil and line loads. Shipping weight 16 lbs.

28 Watt Mobile Amplifier

T-30W28 . . . . . $185.00 List

With Selected Tubes

This universal amplifier handles any installation such as dance halls, sound truck, political rallies, race track, picnics, motor boats, etc. Combination amplifier and phono motor with pickup makes unit compact and ideal for mobile and portable sound work. Operated from 110 to 120 volt 60 cycle current supply or 6 volt storage battery. Two power supply cables are included. Correct operation takes place automatically by using cable corresponding to kind of power available. Standby switch for turning off the vibrator plate supply, leaving only the tube filaments connected, conserves power when battery operated and eliminates warm-up periods. High efficiency is obtained when operated either from A.C. line or storage battery. Full 28 watts undistorted power output (less than 5% distortion) is delivered by using push-pull 6L6G tubes with inverse feedback. Equipped with new tone compensator for improved brilliance and naturalness of speech. Three input circuits, with separate gain controls, accommodate two high impedance microphones of any type and the associated phono pickup. The tone control reduces needle scratch and adjusts for acoustical conditions. Shipping weight 50 lbs.

18 Watt Mobile Amplifier

T-30W18 . . . . . $130.00 List

With Selected Tubes

High efficiency of this universal amplifier when operated from 6 volts or 115 volts makes it well suited for all mobile and portable applications. Conservatively rated at 18 watts, the power output is sufficient for sound trucks, picnics, carnivals, and other similar installations. Amplifier includes an electric phono motor and pickup for 10" or 12" records. All connections are made on the amplifier front panel, simplifying installation and eliminating cable interference when the unit is placed in front seat of car or sound truck. Controls are mounted at a convenient operating angle and slightly recessed. Equipped with the new Thordarson tone compensator for realistic reproduction of speech and music under adverse conditions. Separate microphone and phono volume controls permit mixing of record and voice for musical background during announcements. Case design similar to T-30W28. Shipping weight 36 lbs.

12 Watt—6 Volt Battery Amplifier

T-30W12 . . . . . $ 80.00 List

With Selected Tubes

The battery consumption of this amplifier, even when delivering full 12 watts undistorted power output, is only slightly greater than an auto radio. High efficiency with unusually good quality makes the 12 watt first choice for political sound cars, police cars, picnics, outdoor tournaments, etc. Only power requirement is a 6 volt storage battery. Beam power tubes operating Class AB1 with inverse feedback are used in the output stage. Heavy-duty vibrator converts the 6 volt battery supply to alternating current. Case design similar to T-30W55. Shipping weight 24 lbs.

Copyright Thordarson Elect. Mfg. Co.



Pre-Amplifier

T-30W05 . . . . . $155.00 List

With Selected Tubes

This pre-amplifier is the basic unit for low or high power sound installations. When used with the booster amplifiers, power outputs ranging from 25 to 1000 watts can be obtained. The pre-amplifier contains all essentials including mixer and gain controls, tone controls, and volume indicator. It is only necessary to add suitable power or booster amplifiers to obtain the desired power output. 6F6 Power tubes connected as triodes in the output stage assure undistorted output and a minimum of line attenuation regardless of the number of booster units that are driven. Distortion is less than 1% at normal output (0 db to + 10 db). Available with high impedance input circuits for crystal microphones etc., or with Multi-Shield input transformers for low impedance dynamic and velocity microphones. Low impedance microphones are preferable where cable length exceeds 50 feet. The Thordarson Dual Tone Control is incorporated for frequency equalization. Treble and bass frequencies can be accentuated or attenuated independently of each other. Practically any input characteristic can be properly equalized. The level indicator meter provides a visual indication of the signal level as supplied to the booster amplifiers and is properly damped for easy reading. Shipping weight 36 lbs.

Pre-Amplifier

T-30W04 . . . . . $137.50 List

With Selected Tubes

Similar to T-30W05 pre-amplifier except provided with three microphone channels, but having no master gain control. Other variations given in Catalog No. 600-F.

Thordarson Amplifier Catalog

No. 600 Free

The new catalog No. 600 contains complete information on amplifiers from a one watt dry battery amplifier to pre-amplifiers and boosters capable of handling the largest amplifier requirement. New rack and panel equipment; 6 volt D.C., 115 volt A.C. models; a loud speaker field supply and other modern sound equipment is also included.

Amplifier Guide No. 346

15c Postpaid

For P.A. men and experimenters interested in building high quality amplifiers. Contains laboratory designed and tested circuits for amplifiers from 8 to 120 watts output. Complete parts list, mechanical chassis drawings, and comprehensive illustrations enable the constructor to obtain superior results with matched transformer and choke components. Data included for pre-amplifiers, dual tone controls, speaker impedance matching and testing.



Booster Amplifiers

T-30W25—25 Watts . . $ 95.00 List
T-30W50—50 Watts . . $120.00 List

With Selected Tubes

These Thordarson booster amplifiers deliver unfailing power output under severest operating conditions. The boosters are equipped with a bridging type input transformer of high quality. This transformer is used to bridge a 500 ohm line and does not require a large amount of power. As many as 20 boosters may be connected to the pre-amplifier without upsetting the 500 ohm line characteristics. Any audio power up to 1000 watts can be obtained in 25 or 50 watt steps. Each booster is equipped with an individual gain control permitting sound distribution both indoors and outdoors at different volume levels. Gain controls of each can be set for the desired effect without the use of line pads. Shipping weight 47 lbs.



Tru-Fidelity Studio Amplifier

T-30W10 . . . . . $275.00 List

For relay rack installation, with selected tubes, less cabinet

T-30W10 . . . . . $296.00 List

With cabinet and selected tubes

Tru-Fidelity quality, combined with rich, modern and decorative design, recommends this amplifier to studios and those who appreciate fine music and speech reproduction. Ideal for record reproduction, recording and broadcast amplification. Essentially one unit integral with the brushed steel panel, the low level and voltage amplifier stages are, however, isolated from the power stage and power supply, reducing hum to an absolute minimum. Thordarson Tru-Fidelity audio transformers are used throughout. Available with Multi-Shield low impedance input transformers to accommodate low impedance microphones and permit long input lines. Three input circuits with individual mixer controls and a Master gain control satisfy practically any type of installation. A Level Indicator meter, calibrated in decibels, indicates power output. A plate current meter, with associate switch and bias controls allows exact balance of power tube plate current. An audio frequency equalizer is featured, based on the original Thordarson Dual Tone Control circuit. The individual bass and treble controls correct for almost any electrical or acoustical condition. Shipping weight 66 lbs.



25 Watt Rack Amplifier

T-31W25 . . . . . $145.00 List

With Selected Tubes

Consists of a three channel pre-amplifier and 25 watt booster combined on a single 8¾" by 19" panel. It is useful where a rack installation is wanted and the flexibility incorporated in the T-30W04 and T-30W05 pre-amplifiers is not necessary. Installations requiring more than one complete channel can include several amplifiers and a minimum of space will be occupied. When used in conjunction with Thordarson switching and speaker panels, complete, efficient sound distribution can be affected. Three input circuits accommodate two high impedance microphones and one high impedance phono pickup. Amplifier is available with Multi-Shield input transformers for low impedance dynamic or velocity microphones ($17.50 additional per input circuit). Separate gain controls permit complete mixing and a master control adjusts the volume of all input circuits regardless of the individual settings. Either bass or treble frequencies may be attenuated with the two tone controls. Output terminals conveniently located for connecting a number of booster amplifiers. This connection provides a signal of approximately 0 db (.006 watts) when amplifier delivers normal output. Only booster amplifiers with bridging input transformers as described on this page should be used since power must not be taken from the circuit. The decibel level indicator meters the signal level delivered at this connection, which is also an indication of the amplifier output. Shipping weight 38 lbs.

Tru-Fidelity Phono Amplifier

T-31W10 . . . . . $ 75.00 List

With Selected Tubes

This new Tru-Fidelity phono amplifier has been designed particularly for high quality record reproduction. Type 2A3 output tubes provide 10 watts power output with less than 5% distortion. All tubes operate under conservative conditions assuring many hours of trouble-free operation. The improved Thordarson system of dual tone control adjusts the low and high frequency response to satisfy the operating level of the installation. The amplifier is mounted on a simple chassis to reduce production costs and maintain excellent fidelity at reasonable price. The front side of the amplifier contains the volume control and dual tone controls which can be mechanically extended if necessary. A low impedance input transformer for high quality magnetic or dynamic pickups can be installed at the factory for a slight additional cost. Output impedances are provided for matching various loud speaker loads. Shipping weight 26 lbs.

Copyright Thordarson Elect. Mfg. Co.

Microphone Cable Transformers

$14.50 List

T-14A75— 30–50 Ohm Primary

T-14A76—200–250 Ohm Primary

The cable transformer converts a high impedance input circuit to low impedance by mounting between the microphone cable and amplifier input connector. Magnetic shielding keeps hum pickup to a minimum. Frequency response ± 1½ db 30 to 15,000 c.p.s. The center-tapped primary is grounded for balance and minimum hum.



Monitor Speaker Panel

T-30W06.....Price Quoted on Request

Finished to match Thordarson pre-amplifier and booster amplifier panels. Speaker hole and grill accommodate a 6″ unit. Switch and volume control included. Panel contains a bridging type transformer for connecting the monitor speaker to the booster amplifiers without upsetting the load impedance. Panel fits a standard 19″ rack and takes 8¾″ panel space.



Switching Panel

T-30W07.....Price Quoted on Request

Provides switching for 15 loud speakers. Each speaker has three push buttons, making it possible to connect the speaker to either of two out-going amplifier channels or to an input circuit for talk-back. One of the amplifier channels may be a low power unit for intercommunication purposes only, and the other for complete sound distribution. If desired, both channels may have large amplifiers for dual sound distribution. Panel mounts in standard 19″ rack and takes 5¼″ panel space.

LOUD SPEAKER FIELD SUPPLY

T-30W17.....$19.50 List

With 5X4G Tube

The flexibility of this field supply makes it adaptable to practically any loud speaker that is equipped with a 2500 ohm field. The switching mechanism permits operation of two 2500 ohm fields requiring approximately 14 watts field excitation; four 2500 ohm fields requiring approximately 8 watts field power; or, eight 2500 ohm fields requiring about 4 watts field power. 110-120 volt 50-60 cycle operation.

The field supply measures approximately 9″ long by 5″ wide by 7″ high.

Portable Amplifier and Speaker Case for T-30W08

T-20K26.....$ 16.75 List

Less Speakers

Space is provided for an 8″ loud speaker. Amplifier fastens to a removable shelf, making it possible to remove the amplifier proper from the case without tools and yet be secure when inserted for carrying purposes. Hooks and a strap accommodate speaker cable and microphone. Dimensions: 12½″ wide, 16½″ high, 8½″ deep. Weight: net, 7½ pounds; shipping, 13½ pounds.





T-25K29

Amplifier and Speaker Case

T-25K29.....$ 20.00 List

Less Speakers

Accommodates either T-30W14 or T-30W20 amplifier and two 10″ loud speakers. Amplifier fastens to the bottom section permanently and need not be removed when setting up. Hooks in speaker sections accommodate an adequate supply of speaker cable. Finished in attractive grey luggage covering. Dimensions (assembled): 18″ wide, 21″ high, 12½″ deep. Weight: net, 14 pounds; shipping, 20 pounds.

Amplifier and Speaker Case

With provisions for Mic Stand

T-30W16.....$ 24.00 List

Less Speakers

Similar to case T-25K29 but larger to accommodate a three-section microphone stand. The collapsible length of the stand must not exceed 24½″ and the base should be removable. Dimensions: 26″ high, 18″ wide, 12½″ deep. Weight: net, 16 pounds; shipping, 22½ pounds.



T-20K23

T-20K23 Regular Dual Speaker Case..$24.50 List

Less Speakers

Case opens diagonally and accommodates two 12″ electro-dynamic or permanent magnet speakers. The baffle provided is adequate for most installations where speech is of prime importance. Case is recommended for use with permanent or portable installations where compactness is necessary. Hooks provided for coiling speaker cables. Dimensions (assembled): 16″ wide, 20″ high, 12″ deep. Weight: net, 10 pounds; shipping, 17¾ pounds.

T-20K24 Bass Reflex Dual Speaker Case

Less Speakers **$31.00 List**

Similar to the regular dual speaker case above except incorporating the bass reflex principle, making it more suitable for music reproduction, since the lower frequencies are somewhat emphasized. Hooks are provided in the low frequency port holes for storing speaker cable. Dimensions (assembled): 18″ wide, 22″ high, 16″ deep. Weight: net, 22½ pounds; shipping, 30 pounds.



T-20K24

Copyright Thordarson Elect. Mfg. Co.

IMPORTANT NOTE: ALL PRICES ON THIS PAGE HAVE BEEN INCREASED BY 10%

BELL SOUND SYSTEMS

PUBLIC ADDRESS EQUIPMENT

10-15-24 WATT PORTABLE SYSTEMS

THREE POPULAR OUTFITS TO FIT MOST P.A. REQUIREMENTS



MODEL 515 — 15 WATT

An Ideal System for Many Uses

Here's a medium wattage system that affords many features of higher priced equipment. Its low distortion and high quality reproduction make it an ideal outfit for many purposes:.

THREE INPUT CHANNELS

Separate volume controls on three input channels provide for simultaneous mixing of two microphones and a phonograph pickup. An improved tone compensator aids in eliminating feed-back difficulties.

INVERSE FEED-BACK CIRCUIT

The high gain amplifier incorporates inverse feed-back which reduces harmonic distortion, stabilizes the amplifier and improves wave form on low frequencies. Beam power output tubes, a tap switch for selecting output impedances, and many other distinctive features of high quality amplifiers go into the Model 515.

A READY-TO-USE SYSTEM

Only high quality accessories are included in the complete portable system. A crystal microphone is included. Two heavy duty permanent speakers have special cone construction to give uniform response on low and high frequencies.

The housing for the amplifier is of modern design, finished in dustless grey and dark maroon and has an illuminated plastic control panel. It may be opened easily for servicing by the removal of two thumb screws. It is built to last but easy to service.

MODEL P.A. 515E—A complete system and is easily portable in a single carrying case measuring only 18" wide, 20" high, and 13½" deep. Pourtable system weight 50 pounds.

515 AMPLIFIER SPECIFICATIONS

POWER OUTPUT—15 watts, peak 18 watts.
OVERALL GAIN—124 DB.
FREQUENCY RESPONSE—35 to 10,000 cycles. (Within plus or minums 2 DB.)
CIRCUIT—4 stage, Class A, resistance coupled.
TUBES—2-6SJ7; 1-6N7; 2-6V6G; 1-5Y3G.
OUTPUT IMPEDANCES—500, 250, 15, 8, 4, 2½, 1¼ ohms.
CONTROLS—FOUR: three volume controls, tone control.
POWER SUPPLY—110/120 volts, 50/60 cycle.
OVERALL SIZE—8" x 8½" x 16½".
WEIGHT—21 pounds.

MODEL P.A. 515E—Complete as illustrated above including portable carrying case, Crystal microphone with desk stand, amplifier, two 10" speakers, speaker cables, and microphone cable.
List Price, less tubes **$115.50**

Model 515—Aplifier Unit only, less tubes **54.00**
Kit of Matched Tubes, List **8.10**

MODEL 510 — 10 WATT

High Quality and Power at Low Cost

Every detail of the Model 510 conforms to Bell's recognized high standards. With undistorted output and an improved tone compensator, excellent fidelity of reproduction is assured. The two input channels, one "mike" and one phono, can be mixed and have separate volume controls. A rotary switch facilitates selection of output impedances. Output tubes are of the beam-power type.

DUAL SPEAKERS, CRYSTAL MICROPHONE

Two 10" permanent magnet speakers are mounted in a convenient grey Keratol-covered carrying case, which also accommodates the amplifier, cables and microphone. The microphone is a crystal, diaphragm type, ideal for general purpose public address work.

The amplifier mounts in the bottom of the case with each split half of the top baffing a speaker. In transit it is housed in one portable case measuring 18" x 20" x 13½". The mike stand is a desk type with chromium stem and grey wrinkle base, 9" high. The amplifier control panel is illuminated for convenient use in darkened places.

510 AMPLIFIER SPECIFICATIONS

POWER OUTPUT—10 watts, peak 14 watts.
OVERALL GAIN—122 DB.
FREQUENCY RESPONSE—50 to 10,000 cycles. (Within plus or minus of 2 DB.)
CIRCUIT—3 stage, Class A, resistance coupled.
TUBES—1-6SJ7; 1-6N7; 2-6V6G; 1-5Y3G.
OUTPUT IMPEDANCES—500, 250, 15, 8, 4, 2.5, 1.25 ohms.
CONTROLS—THREE: Microphone volume, Phonograph volume, Tone.
POWER SUPPLY—110/120 volts, 50/60 cycles.
OVERALL SIZE—6¼" x 7¼" x 15⅝". WEIGHT—16 pounds.
MODEL 510—Amplifier Unit only, Less Tubes, List price **$42.50**

COMPLETE 510 SYSTEM

MODEL P.A. 510E—Complete, including portable carrying case. Crystal microphone, desk stand, amplifier, two heavy duty 10" speakers, speaker cables and microphone cable
List Price, less tubes ..... **$99.95** **Kit of Matched Tubes, List** **$6.00**

MODEL 524 — 24 WATT

Here's Highly Satisfactory Sound Amplification

A moderately sized, heavy duty system that will do a highly satisfactory sound amplification job for most any application. Its undistorted 24 watt output is ample for all except the very largest P.A installations.

BASS AND TREBLE COMPENSATORS

Any desired shade of tonal quality may be achieved by balancing the two separate tone controls—one attenuating the bass response, the other the treble register. Inverse feedback is also incorporated, which reduces harmonic distortion, stabilizes the amplifier and improves the bass wave form. Acoustic feed-back is greatly reduced by adjusting the tone controls to meet reverberation conditions in different rooms.

Three input channels with separate volume controls for each allow mixing of two microphones and a phonograph pickup. All controls are mounted on an attractive illuminated plastic dial. Among other features are the beam power output tubes and a selector switch for immediate matching of output impedances.

TWO AUDITORIUM SPEAKERS

While provided with two heavy duty auditorium type 12", permanent magnet dynamic speakers, matching terminals permit the use and matching of as many as six speakers. An efficient crystal microphone with stand completes the assembly.

The moderuly styled microphone is adaptable to any sound pick-up source, non-directional or semi-directional. A diaphragm type crystal, it is ideal for general pupose public address work.

DUAL CARRYING CASES

To make it as easy as possible to carry, the system fits into two convenient cases, forming a balanced load. The entire system is enclosed in two grey Keratol covered cases. Speaker case: 20 x 18 x 13½". Amplifier case: 10 x 18 x 12½". Wt. 60 lbs.

524 AMPLIFER SPECIFICATIONS

POWER OUTPUT—24 watts.
OVERALL GAIN—130 DB.
FREQUENCY RESPONSE—35 to 10,000 cycles. (Within plus or minus 2 DB.)
CIRCUIT—Four stages, Class A, resistance coupled.
TUBES — 2-6SJ7; 1-6N7; 2-6L6G; 1-5V4G; 1-6SF5.
OUTPUT IMPEDANCES—500, 250, 15, 8, 4, 2½, 1¼ ohms.
CONTROLS—FIVE: Two microphone controls, phono control, bass tone control, treble tone control.
POWER SUPPLY—110/120 volts, 50/60 cycles.
OVERALL SIZE—8" x 8½" x 16¼".
WEIGHT—25 pounds.

COMPLETE 524 PORTABLE SYSTEM

MODEL P.A. 524—Complete in two carrying cases, Crystal microphone with desk stand, amplifier, two speakers, AC power cord, two 25 ft. speaker cables, 25 ft. microphone cable.
List Price, less tubes **$163.50**

Complete 10 and 15 Watt Systems cose into one case. Quickly set up and taken down. Easily moved.

Model 524—Amplifier Unit only, less tubes **67.50**
Kit of Matched Tubes, List **10.70**

THE ANSWER TO SOUND AMPLIFICATION NEEDS

Licensed by arrangement with E. R. P. I.

Copyright by U. C. P., Inc.

IMPORTANT NOTE: ALL PRICES ON THIS PAGE HAVE BEEN INCREASED BY 10%

BELL SOUND SYSTEMS

PUBLIC ADDRESS EQUIPMENT

BELL MOBILE SYSTEMS

Operate on 6 Volts D.C. or 110 Volts A.C.

- Universal Operation
- Low Battery Drain
- Crystal Handtype Microphone
- Featherweight Crystal Pickup
- Beam Power Tubes
- Modern Styling
- Rugged Construction



28 WATT

Plenty of power for sound trucks, dance halls, carnivals and fairs! Because of its exceptionally fine tone quality and moderate size, it can be highly recommended for any type of service.

28 WATT AMPLIFIER

Three input channels are provided for two microphones and phono assembly. Three separate volume controls allow mixing with simultaneous use. Current consumption is economized by the use of permanent magnet dynamic speakers and by means of separate power switches for the turntable, amplifier "B" supply and the tube filaments. Conversion to different current is simple and fool proof. Current consumption is 24 amperes from a six volt battery.

Dual tone controls allow independent adjustment of high and low frequency response to meet conditions. Beam power output tubes are used in an inverse feed-back circuit. Tubes used are: 2—6SJ7; 2—6N7; 1—6C5; 2—6L6G; 2—6X5G. Output impedances are 500, 250, 15, 8, 4, 2½ and 1¼ ohms.

In keeping with Bell's established quality, the phonograph equipment is the finest. A smooth-running motor assembly is incorporated with a lightweight crystal pickup—easy on records and having good bass response.

The amplifier is finished in grey and maroon, size 12" x 8½" x 16½". Weight: 52 pounds.

12" AUDITORIUM SPEAKERS

The heavy duty speakers are furnished less baffles since each installation has its own requirements. They are rugged auditorium types readily adapted to any standard baffle board, box or horn. The microphone is a Crystal with convenient handle with provision for stand mounting of the mike if desired.

MODEL M-28—Complete mobile system comprising: 2—12" heavy duty P.M. speakers, 28 watt amplifier with phono assembly, crystal microphone.

List Price, less tubes	$225.00
Model M-28—Amplifier—phono unit only, less tubes, list	157.00
Kit of Matched Tubes	12.85

BELL 70 WATT AMPLIFIER



- Push Pull Cathode Driver
- Electronic Bass Boost
- Electronic Treble Boost
- Inverse Feed-Back and Volume Compression
- Volume Expansion
- 19 Tubes—6 Stages

For large areas and crowds. The Model 570 is a masterpiece of amplifier construction. It is one of the few single unit amplifiers that will adequately cover a busy roller skating rink.

Every distinguishing feature of a really fine amplifier is incorporated. Volume, compression, volume expansion and bass and treble boost circuits give sparkling performance. Five input channels care for any desired sound pickup arrangement. The high gain allows any high impedance microphone to be used. All standard line impedance values are available on the output.

Feed-back tendencies so prevalent in large auditoriums have been overcome in this unit by the proper use of the improved electronic treble boost and bass boost. This permits the degree of treble or bass response to be increased or decreased. The volume compressor circuit also aids in this situation. By means of inverse feed-back, harmonic distortion is reduced and the amplifier stabilized.

CHECK THESE OUTSTANDING SPECIFICATIONS

POWER OUTPUT—70 watts, undistorted.
CIRCUIT—6 stage resistance and impedance coupled.
TUBES—4-6SJ7; 2-6N7; 1-6SF5; 1-6H6; 1-6C5; 1-6L7; 2-6V6G; 4-6L6G; 2-5V4G; 1-6X5G.
OVERALL GAIN—140 DB.
CONTROLS—4 microphone volume controls, 1 master volume, 1 phonograph volume control, volume compression and expander controls, bass boost control, treble boost control, on-off switch.
OUTPUT IMPEDANCES—500, 250, 166, 125 ohms.
OVERALL SIZE—12" x 8½" x 21¾.
WEIGHT—55 pounds.

MODEL 570—Amplifier unit only	$164.50
Kit of Matched Tubes	27.00

Self-Contained PHONO-P.A. Portable System



- Self Contained Phonograph Unit.
- 10 Watt Undistorted Output.
- Simple to Operate . . . Easily Transported.

A complete sound system with record player and microphone in one portable case!

Peak output is 14 watts; gain of 122 DB; three controls for microphone, phono, and tone; tubes are: 1-6SJ7; 1-6N7; 2-6V6G and 1-5Y3G. Operates from 110/120 volt, 50/60 cycle line.

The phonograph assembly utilizes a powerful motor with 10" turntable, plays any record up to 12" at 78 R.P.M. Its separate volume control allows mixing with the microphone.

The crystal microphone is suitable for picking up both the speaking voice and musical performances. Complete with a 10" permanent magnet dynamic speaker.

A COMPACT SOUND PACKAGE

The entire system encloses in one portable case covered with dustless grey Keratol. 13" x 17" x 16¼". Weight 36 pounds.

MODEL 577—Complete system including amplifier, phono assembly, microphone, desk stand, speaker and cables.

List Price, less tubes	$108.50
Kit of Matched Tubes	6.00

15 WATT

Moderate Size Mobile System

In appearance it is identical to the M-28 except for having three controls in place of five, and being two inches narrower. It has beam power tubes, battery-saving switches, wide range of output impedances, inverse feed-back circuit, excellent phonograph components, hand type crystal microphone and modern styling—the same as the larger system.

Two input circuits, individually controlled, accommodate the microphone and phonograph which can be mixed. A tone control completes the control panel. Two 10" auditorium speakers are furnished. They are permanent magnet types and aid in reducing the battery drain to 15 amperes on battery operation. Tubes used are: 1-6SJ7; 1-6C5; 1-6N7; 2-6V6G and 2-6X5G. Operates on 6 volts DC or 110 volts AC.

MODEL M-15—Complete 15 watt mobile system with two speakers and microphone.

List Price, less tubes	$155.00
Model M-15—Amplifier-phono unit only, less tubes, List	105.00
Kit of Matched Tubes	8.90

THE ANSWER TO PUBLIC ADDRESS SYSTEMS

Licensed by arrangement with E. R. P. I.

Copyright by U. C. P., Inc.

IMPORTANT NOTE: ALL PRICES ON THIS PAGE HAVE BEEN INCREASED BY 10%

BELL SOUND SYSTEMS

INTER-COMMUNICATING SYSTEMS

MODERN . . . . NEW • STREAMLINED • BELfone Reg. U. S. Pat. Office FAST . . . DEPENDABLE • ECONOMICAL •

Illustrated above is the BELfone Master Unit—Typical of Models 350—351—352

Illustrated above is the BELfone Master Unit Model 366 Typical of the 360 Series

Model 350 Master Unit—For use in type MS circuits where one master unit is used with any number of sub-stations up to ten. This unit is housed in a beautiful walnut cabinet. It has a power output of 2 watts and utilizes the following new loctal tubes: 7B7, 35A5, and 35Z3. This model uses the convenient key type send-receive and station selector switches. Two volume controls are provided—one for control of sub-stations—one for control of master unit. Model 350 will not operate in multiple master unit circuits. Operates on either AC or DC, 110 volt current supply.

List Price, Including Tubes **$39.95**

Model 351 Master Unit—For use in type MM circuit arrangements, where any number up to ten inclusive, of master units are required to provide complete two-way communication.

List Price, Including Tubes **$39.95**

Model 352 Master Unit—Provides 3.5 watts power output and is for use in type MS circuits where greater power is required. Will not operate in multiple master unit circuits. Operates on 110 volt, 60 cycle AC ONLY. Tubes used are: 1-6SJ7; 1-5Y3G; and 1-6V6G.

List Price, Including Tubes **$49.95**

NOTE: All of the above master units can be supplied with earphone for confidential requirements. Add letter "C" to model number and $10.00 additional to the list price.

Model 362 Master Unit—This unit is housed in a modern walnut cabinet somewhat smaller than Model 350. The power output of Model 362 is two watts. This unit is designed for small and economical inter-communicating requirements. Model 362 contains features only found in higher priced units; pilot light, two volume controls, plug in cable connectors, key type send-receive and station selector switches. This model is for use with either one or two sub-stations. It will not operate in multiple master unit arrangements. For operation on either AC-DC volt.

List Price, Including Tubes **$29.50**

Model 362M Master Unit—For master to master unit operation two station selection, for systems using up to three master units.

List Price, Including Tubes **$29.50**

Model 366 Master Unit—Same as Model 362, except that it has station selection provision for six sub-stations.

List Price, Including Tubes **$33.50**

Model 366M Master Unit—For master to master unit operation in systems involving up to six master units.

List Price, Including Tubes **$33.50**

NOTE: All of the above master units can be supplied with earphone for confidential requirements. Add letter "C" to model number and $10.00 additional to the list price.



SPEAKER SUB-STATIONS For Models 350-352

Model 356 — Desk type sub-station in walnut cabinet equipped with key type call switch.

List Price **$15.00**

Model 357 — Wall type sub-station in walnut finished metal cabinet equipped with call switch.

List Price **$14.00**

Model 367 — Desk type sub-station in walnut cabinet equipped with push button type call switch.

List Price **$9.50**

Model 367S — Desk type sub-station in walnut cabinet without call switch.

List Price **$8.00**



SPEAKER SUB-STATIONS For Models 362-366

THE ANSWER TO YOUR INTER-COMMUNICATION NEEDS

Licensed by arrangement with E. R. P. I.

Copyright by U. C. P., Inc.

BELL SOUND SYSTEMS

RECORDING EQUIPMENT

RE-CORD-o-fone

MODEL RC-2-P
COMPLETE — PORTABLE RECORDER

- RECORDS AND PLAYS BACK IMMEDIATELY ANY SOUND
- PHONOGRAPH OF EXCELLENT TONE QUALITY
- CRYSTAL MICROPHONE WITH STAND AND FIFTEEN FOOT CABLE
- CAN BE USED AS PUBLIC ADDRESS SYSTEM
- HIGH FIDELITY AMPLIFIER
- HEADPHONE MONITORING JACK
- VISUAL RECORDING LEVEL INDICATOR

SPECIFICATIONS

Amplifier, microphone and stand, loudspeaker, transcription, and recording mechanism in one carrying case. Crystal playback and cutting head. Unit cuts 109 lines per inch and cuts from outside in. Motor is a heavy duty constant speed 78 R.P.M. High fidelity amplifier utilizes the following tubes: 6SJ7, 6SF5, 6V6G, and 5Y3G. Six inch electro dynamic speaker. Crystal microphone with 15 feet cable and desk stand. Sensitive visual level indicator. Jack for headphone monitoring, input for direct radio recording.

POWER SUPPLY— 110-120 AC volts, 60 cycles.

SIZE OVERALL—15" x 10¾" x 15¼".

WEIGHT—35 pounds.

Model RC-2-P—Complete with tubes. List Price $82.50

MODEL RC-1-P (Not Illustrated)—Attachment for use with any radio or public address system. This unit is almost identical in appearance with the Model RC-2-P, except that it does not contain microphone or amplifier. The motor, playback and cutting mechanism specifications are identical with the Model RC-2-P.

SPECIFICATIONS

Cuts and reproduces records up to 12 inches. 78 R.P.M. heavy duty motor. Visual level indicator. Cutting head impedance 4 to 8 ohms. Play-back arm impedance 500,000 ohms. Overall size: 15" x 15" x 8". Weight: 24 pounds.

MODEL RC-1-P ..... **List Price $53.00**

Model 505—An Ideal Ballyhoo Unit

- Quality Crystal Microphone
- Five Watts
- Beam Power Output
- Completely Self-contained
- Two-way Mike Stand

The Model 505 System is ideal for window and store demonstrations, small night clubs, auctioneers, public speakers, etc. It has sufficient power for rooms having a seating capacity of 400 to 500 people. It is exceedingly compact, requiring small space and making it very easy to transport. It embodies the following tubes: 1-6SJ7; 1-6V6G; 1-5Y3G. It has one input for high impedance microphone, or for high impedance phono pick-up. The microphone is a high quality crystal type and is supplied with fifteen feet of special shielded cable. A two-way desk stand is furnished, permitting the microphone to be used as either a hand or desk type.

The carrying case is of sturdy construction and covered with a beautiful Spanish brown simulated leather, giving the unit a very rich appearance. Loud speaker is a heavy duty eight inch Electro Dynamic type. Overall size of system for transporting is 11¼" x 12" x 8". The unit weighs only 14 pounds.

MODEL 505—Complete with amplifier, carrying case, 8 inch speaker, crystal microphone with 15 feet cable and plug, two-way stand, and TUBES.

List Price, complete with tubes **$49.50**



THE ANSWER TO SOUND AMPLIFICATION NEEDS

Licensed by arrangement with E. R. P. I.

Copyright by U. C. P., Inc.

SOUND SYSTEMS

MASCO 17 WATT PORTABLE OR PERMANENT SOUND SYSTEM

FEATURES

- Tapped Output, 2-4-8-15-500 Ohms
- Beam Power Output (2—6L6G)
- Electronic Mixing Overall
- Aero-dynamic Design
- Full Range Controls
- Individual Controls
- Inverse Feedback
- 24 Hour Operation
- Custom Made
- Built-in Field Supply



Ease of setup and operation, plus maximum output and excellent tonal quality are the salient features of these systems. The amplifier chassis is finished in a hard baked smooth crystal of tan and brown. Chrome and red trim are added to enhance the rich appearance. The carrying case is styled after the finest aeroplane hand luggage with tweed facings and calf skin tan overall striping. The interior of the case is designed to hold the complete system and accessories. Amplifier is mounted on sliding panel for ease in removing from case when in use.

SPECIFICATIONS FOR MODEL MA-17 AMPLIFIER: Power Output: 17 Watts ● Gain: Microphone 118 DB, Phono 74 DB ● Controls—Three: Microphone, Phono, Tone ● Separate on-off AC Switch ● Input—Two: Microphone and Phono ● Tubes: 1—6SJ7, 1—6SC7, 2—6L6G, 1—5Y3G ● Output: Tapped—2-4-8-15-500 Ohms ● Power Consumption: 90 Watts ● Hum Level: Below Zero Level—22DB ● Frequency Response: 50 to 10,000 cycles ● Dimensions: 12" x 6¾" x 7¾".

APPLICATION

These systems are highly efficient and afford outstanding results to meet requirements for medium power installations. For coverage up to 175,000 cubic feet. Microphone and Phono may be used simultaneously through the use of separate controls. Hum and noise have been reduced to a negligible level through correct design and filter.

PORTABLE SYSTEM

The MAS-17 complete portable system consists of: Model MA-17 amplifier less tubes, mounted in carrying case. An Astatic JT-30 Microphone with 25' cable with connectors, two 10" electro dynamic speakers each with 25 ft. cable plus plugs.

	List Price
MAS-17—Complete portable system as described	$88.00
MAS-17—Complete portable system, same as above but with Astatic T-3 Microphone	96.75
MA-17 —Amplifier less tubes, with streamline cover	38.50
Kit of MATCHED tubes	7.00
Model 304—Portable amplifier case only. Case dimensions: 14½" wide, 13" deep, 18" high	16.25
No. 102—10" Walnut speaker cabinet	6.25
MA-17P—Amplifier with Phono Top Cover, less tubes	53.50
If Astatic JT-30 Microphone is not desired, deduct	12.50

De Luxe Phono-Top P.A. Equipment (A.C.)

Note: If Model MA-17P Phono Top Amplifier is desired as a Portable System, Deduce List Price of the MA-17 Amplifier from System and Add List Price of MA-17P Phono Top Amplifier.

Note: Chassis size for Model MA-17P: 12" x 10" x 8". All other specifications same as Model MA-17.

MASCO 25 WATT PERMANENT OR PORTABLE SOUND SYSTEM

FEATURES

- Output Tapped, 2-4-8-15-500 Ohms
- Two Microphones and Phono
- Electronic Mixing Overall
- Beam Power 6L6 Output
- Undistorted 25 Watt Output
- Triple Channel Inputs
- Inverse Feedback
- 24 Hour Operation
- Custom Made
- Built-in Field Supply

Here MASCO offers industrial streamlining extra refinment in circuit design, imperative in modern sound equipment. The Model MA-25 permits the use of two microphones and phono in a multiple mixing circuit. Output is tapped to match any speaker or speaker groups. Humless operation plus fine tonal quality at high level output are only a few of the outstanding features of this amplifier. The richly appointed carrying case covered with two-tone tan calf and tweed has been styled after aeroplane hand luggage. The Model MA-25 amplifier is finished in sturdy tan and brown baked crystal with red and chrome handles, dial plate and trimmings. Accessories are housed within the carrying case. Amplifier is mounted on sliding panel for ease in removing from case when in use.

AMPLIFIER SPECIFICATIONS FOR MODEL MA-25: Power Output: 25 Watts ● Gain: Microphone 125 DB, Phono 78 DB ● Controls—Four: Two Microphones, Phono, Tone ● Separate On-Off Switch ● Input—Three: Two Microphones, Phono ● Tubes: 2—6SF5, 1—6SC7, 1—6N7, 2—6L6G, 1—5U4G ● Output: Tapped—2-4-8-15-500 Ohms ● Power Consumption: 120 Watts ● Hum Level: —55 DB below 25 Watts ● Frequency Response: 50 to 10,000 Cycles ● Dimensions: 15" x 8" x 8".

PORTABLE SYSTEM: The MAS-25 complete system consists of: Model MA-25 amplifier less tubes, mounted in carrying case as described. Astatic JT-30 Microphone with 25' cable with connector, two heavy duty 12" Electro-Dynamic Speakers, each with 35' cable plus plugs.

	List Price
MAS-25—Complete portable system as described	$104.00
MAS-25—Complete portable system same as above but with Astattic T-3 Microphone	112.75
MA-25 —Amplifier less tubes, with streamline cover	52.50
Kit of MATCHED tubes	10.00
Model 305—Portable amplifier case. Case dimensions: 23" high, 15" deep, 18½" wide	19.00
No. 101—12" Walnut Speaker Cabinet	7.50
MA-25P—Amplifier with Phono Top Cover, less tubes	67.50
If Astatic JT-30 Microphone is not desired, deduct	12.50

Model MA-25P Top Amplifier

Note: If Model MA-25P Phono Top Amplifier is desired as a Portable System, deduct List Price of MA-25 Amplifier from System and Add List Price of MA-25P Phono Top Amplifier.

Note: Chassis size for Model MA-25P: 12" x 10" x 8". All other specifications same as Model MA-25.

Due to Government demands we are forced to supply the above systems with Electro-Dynamic Speakers, but if PM's are available they will be substituted. **Note:** All amplifiers made for interchangeable use of either type of speaker.

Please Note: When desiring combination of equipment other than listed herein, write for further details. All specifications, prices, etc., mentioned herein are subject to change without notice. **West of the Rockies add 5% to above prices.**

Copyright by U. C. P., Inc.

MASCO SOUND SYSTEMS

17 WATT AND 25 WATT UNIVERSAL PHONO-TOP MOBILE SYSTEMS FOR BATTERY AND 115 VOLT AC OPERATION

17 WATT Model MAC—17P

APPLICATION: The Models MAC-25P and MAC-17P are 25 watt and 17 watt complete systems for 6 volt DC and 115 volt AC operation.

FEATURES: The Model MAC-17P has a working output of 17 watts of power, and is so ruggedly constructed that a 75% overload safety factor is maintained. Low Battery Drain is an exclusive MASCO feature. To assure long-hour usage from the battery, we have incorporated a "stand-by" battery saver switch, which keeps the filaments lit and cuts off the power supply, thus the amplifier is ready for instant use. Battery cable is included. Chassis is beautiful two-tone tan and brown with red and chrome trim, with handles.

AMPLIFIER SPECIFICATIONS, MC-17P: Power Output: 17 Watts ● Gain: Microphone 118 DB, Phono 74 DB ● Controls—Three: Microphone, Phono, Tone ● Switches: On-off, AC; On-off Phono Motor; Standy-by Battery Saver Switch ● Input—Two: Microphone and Phono ● Tubes: 1—6SJ7, 1—6SC7, 2—6L6G, 1—5Y3G ● Output: Tapped—2-4-8-15-500 Ohms ● Power Consumption: AC 90 Watts, 6 Volts DC 10 Amps. ● Hum Level: —22 DB below zero level, Ripple Free on Battery ● Frequency Response: 50 to 10,000 cycles ● Dimensions: 12" x 10" x 8".

PORTABLE SYSTEM: Model MAC-17P complete portable system consists of: Model MC-17P Phono-top 6 volt DC and 115 volt AC amplifier less tubes, mounted in the "slip-in" carrying case of two-tone tan and brown, and Astatic JT-30 Microphone with 25 feet cable with connector, two heavy duty 10" Speakers, each with 25 feet cable plus plugs.

	List Price
MAC-17P—Complete portable system as described	$121.50
MAC-17P—Complete portable system as above but with Astatic T-3 Microphone	130.00
MC-17P —6 volt DC and 115 volt AC phono top amplifier less tubes	72.00
MC-17 —6 volt DC and 115 volt AC amplifier with plain cover, less tubes	57.00
Kit of MATCHED tubes	7.00
Model 304—Portable amplifier case Case dimensions: 14½" wide, 13" deep, 18" high	16.25
Model 401—All steel non-resonant baffle	11.50
If Astatic JT-30 Microphone is not desired, deduct	12.50
NOTE: If amplifier with plain cover is desired with above system, deduct	15.00

25 WATT MODEL MAC-25P MOBILE SYSTEM

AMPLIFIER FEATURES: Model MC-25P 6 volt DC and 115 volt AC amplifier is a high-powered De Luxe Unit that is applicable to all uses for outdoor sound. Provisions for two microphones and phono-input with independent controls along with universal speaking matching of 2-4-8-15 and 500 Ohms, add to its value. The MASCO battery saver "stand-by" switch is also incorporated. The extra-heavy duty vibrator assures a 75% overload safety factor, and through its use steady voltage and frequency is maintained. A primary feature is the Ripple-Free operation; chassis finish is two-tone tan and brown with red and chrome trim, with handles.

AMPLIFIER SPECIFICATIONS FOR MODEL MC-25P: Power Output: 25 Watts ● Gain: Microphone, 125 DB; Phono, 78 DB. ● Controls—Four: Two Microphones, Phono, Tone ● Switches: On-off AC, On-off Phono Motor, Stand-by Battery Saver Switch ● Input—Two: Microphone and Phono ● Tubes: 2—6SF5, 1—6SC7, 1—6N7, 2—6L6G, 1—5U4G ● Output: Tapped—2-4-8-15-500 Ohms ● Power Consumption: AC 120 Watts, 6 Volts DC 16 Amps ● Hum Level: Ripple-Free on Battery — 55DB below 25 Watts ● Frequency Response: 50 to 10,000 cycles ● Dimensions: 12" x 10" x 8".

PORTABLE SYSTEM: The Model MAC-25P complete portable system consists of: Model MC-25P Phono-top amplifier less tubes, mounted in carrying case of attractive two-tone tan and brown. One Astatic JT-30 Microphone with 25 Ft. cable with connector, two heavy-duty 12" Speakers with 35 ft. cable and plugs.

	List Price
MAC-25P—Complete portable system as described	$149.00
MAC-25P—Complete portable system as above but with Astatic T-3 Microphone	157.75
MC-25P —6 volt DC and 115 volt AC phono-top amplifier less tubes	97.50
MC-25 —6 volt DC and 115 volt AC amplifier less tubes, with plain cover	82.50
Kit of MATCHED tubes	10.00
Model 305—Portable amplifier case Case dimensions: 23" high, 15" deep, 18½" wide	19.00
Model 402—12" all steel non-resonant baffle	11.50
If Astatic JT-30 Microphone is not desired, deduct	12.50
NOTE: If amplifier with plain cover is desired with above system deduct	15.00

NOTE: If the above amplifier systems are desired as Outdoor Systems, deduct the List Prices of the Amplifier Cases and Add the List Price of two No. 401 baffles or two No. 402 baffles.

MASCO 8 WATT SOUND SYSTEM

Features: Four Tubes 8 Watt Output ● Microphone and Phono Inputs ● Standard Voice Coil Output ● Variable Tone Control ● Individual Controls ● Beam Power Output ● 24 Hour Operation ● Custom Made ● Built-in Field Supply.

Original streamline design has been incorporated in the entire system. Amplifier finished in beautiful two-tone tan and brown, chrome and red trim, with handles. Microphone and Phono may be used simultaneously through the use of separate controls. Carrying case designed as latest style aeroplane luggage, covered in contrasting tan and tweed.

AMPLIFIER SPECIFICATIONS FOR MODEL MA-8: Power Output: 8 Watts ● Gain: Microphone 117 DB, Phono 73 DB ● Controls: Microphone, Phono, Tone. (With on-off switch) ● Input—Two: Microphone, Phono ● Tubes: 1—6SJ7, 1—6SF5, 1—6L6G, 1—5Y3G ● Output: 6 to 8 Ohms ● Power Consumption: 44 Watts ● Hum Level:—55 DB below 8 Watts ● Frequency Response: 50 to 9000 cycles ● Dimensions: 9½" x 6" x 7½".

PORTABLE SYSTEM: As illustrated, MAS-8 complete portable system consists of: Model MA-8 amplifier less tubes, mounted in carrying case; Astatic JT-30 Microphone, 25 ft. cable with connector; one heavy-duty 10" Electro Dynamic Speaker, 25 ft. cable plus plug.

	List Price
MAS-8—Complete portable system as described	$58.00
MA-8 —Amplifier only	24.50
Streamline cover for MA-8 amplifier	3.00
Kit of MATCHED tubes	5.00
Model 303—Portable amplifier case Case dimensions: 12½" wide, 9½" deep, 15" high	11.50
No. 102—10" Walnut speaker cabinet	6.25
If Astatic JT-30 Microphone is not desired, deduct	12.50



Due to Government demands we are forced to supply the above systems with Electro Dynamic Speakers, but if PM's are available they will be substituted. NOTE: All amplifiers made for interchangeable use of either type of speaker.

PLEASE NOTE: When desiring combination of equipment other than listed herein, write for further details.

All specifications, prices, etc., mentioned herein are subject to change without notice.

WEST OF THE ROCKIES ADD 5% TO ABOVE PRICES

Copyright by U. C. P., Inc.

SOUND ACCESSORIES

DE LUXE WALNUT SPEAKER CABINETS


No. 115


No. 101

No. 102

No. 103

No. 104

No. 105

Uniformity throughout has been the keynote of our design in bringing you the new "MASCO" DE LUXE line of walnut speaker cabinets. Ranging in size from 5" to 15". All "MASCO" cabinets are designed primarily from the standpoint of accoustical efficiency, however, one look at the STURDY CONSTRUCTION, will convince you that in endeavoring to attain the highest accoustical standard we did not SACRIFICE BEAUTY. We call your attention to the GROOVED back on all cabinets which releases air pressure or back lash. These cabinets will not resonate or rattle at high volume due to their STURDY CONSTRUCTION.

15" Model No. 115—MASCO Super Quality Walnut Speaker Cabinet

Made to accommodate a 15" speaker. Made of choice Walnut Veneer. Heavily constructed and reinforced throughout. Slope front and attractive grille bars add to the beauty of this cabinet. Size: 18" high, 18" wide, 10¾" deep. Supplied with hardware for mounting speaker. **List Price** **$12.50**

12" Model No. 101—MASCO De Luxe Walnut Speaker Cabinet

Made to accommodate a 12" speaker. Beautiful WALNUT finish. Constructed to permit correct release of speaker pressure. Slope front and attractive raised grille bars. Size: 14" wide, 15½" high, 9½" deep. Supplied with hardware for mounting speaker. **List, $7.50**

10" Model No. 102—MASCO Superior Quality Walnut Speaker Cabinet

For installation where the finest type of equipment is required. Has slope front with raised grille bars. Made to accommodate a 10" speaker. Size: 12" wide, 13½" high, 7½" deep. Supplied with hardware for mounting speaker. **List Price** **$6.25**

8" Model No. 103 MASCO Standard Wall Cabinet

To house 8" or 9" speakers. Handsome WALNUT finish. Raised grille bars. Slope front. Size: 10" wide, 11½" high, 7¼" deep. Supplied with hardware for mounting speaker. **List Price** **$5.00**

6" Model No. 104 All Purpose Wall Cabinet

To house 5" and 6" speakers. WALNUT finish. Slope front with raised grille bars. Size: 7½" wide, 9" high, 5½" deep. Supplied with hardware for mounting speaker. **List, $4.00**

5" Model No. 105—MASCO General Purpose Walnut Cabinet

Front and back grilles, finished in two tone walnut and black trim. Made to fit any standard 5" speaker. Used in PA or Inter-Office communication. Rubber bumpers are supplied at base of cabinet to prevent marring. Size: 6¼" wide, 6½" high, 4" deep. Supplied with hardware for mounting speaker and back cover. **List Price** **$3.75**

Model MO-12—MASCO "Organtone" Speaker Cabinet

This beautiful walnut cabinet, is designed to simulate an organ. Organ "pipes" cover the front, and are finished in gold lacquer. Illumination of front and sides is accomplished by light shining through the colored transclucent panels which are part of the cabinet. Wired-in bulb socket is included. Speaker opening is for 12" speaker. This unit is ideally suited for use as an extension with coin operated phonographs.

Size: 17½" wide, 15" high, 9" deep. Supplied with hardware for mounting speaker. **List Price** **$17.50**

Model MM-12—MASCO "Music-Box" Speaker Cabinet

Similar in appearance to our de luxe walnut cabinets, the Model MM-12 is finished in handsome Spanish antique leatherette. As shown, side and front vents are provided with translucent colored material which permits light from bulb inside cabinet to penetrate through the plastic. Bulb socket is wired-in. Unit is recommended for use as extension with coin operated phonographs, etc.

Size: 14" wide, 15½" high, 9½" deep. Supplied with hardware for mounting speaker. **List Price** **$11.50**

MUSICAL CONTACT MICROPHONES

- Ease of Installation
- Operates With All Instruments
- Operates With Most Modern Radios
- Will Not Mar Surfaces
- Operates With All Makes of Amplifiers
- Mellow Rounded Tone



"MASCO Musical Microphones" are designed for use with ANY musical instrument. They operate by being placed in contact with the body of the instrument and receiving vibrations from the instrument when it is played. The resulting brilliance of tone far exceeds the power of the instrument alone. MASCO MUSICAL MICROPHONES may be slipped on in a moment, and require no special strings or instrument changes.

THE MODELS No. WC-20 AND L-10

Features: Twelve model L-10 less volume contral, with 15′ of cable each, may be connected in parallel and plugged into one input, while five model No. WC-20 with volume control and 15′ of cable each, may be paralleled and connected to one input. Both models are ideal for use as a pickup for disc and film recording. Use of them in this manner eliminates background noises usually encountered with regulation microphones. They are also well adapted for use as vibration testers for machinery, mechanical devices, etc.

MODEL No. OT-6

Features: The model No. OT-6 instrument pickup, with volume control and 15′ of cable has been designed for use with the steel stringed instruments, such as guitars, mandolins, etc. This unit operates on a different principle than the models No. L-10 and No. WC-20 in that it receives its impulses from the vibrations of the steel strings. Finished in a highly polished chrome, it enhances the appearance of the instrument. The Model OT-6 consists of a specially ADJUSTABLE BRIDGE to which is attached the pickup unit with volume control. The bridge replaces the one on the instrument, and by simple set screw adjustment it is set to the EXACT position as the original. Installation is simple and is made instantly without marring or defacing the instrument. Reproduction of tone is astounding and beautiful. Effects not to be had with the instrument alone are obtained with this unit. The model No. OT-6 may be used with any standard P.A. or guitar amplifier.

	List Price
WC-20—With volume control and 15′ cable	$12.00
L-10—Less volume control, with 15′ cable	9.00
OT-6—With bridge, volume control and 15′ cable	18.00
CF-6—Bridge clamp only	1.00
If any of the above units are desired with chromium metal plugs, add List	1.25

NOTE: The MAP-10 and MAP-15 Musical Instrument Amplifiers are highly recommended for use with the Models L-10, WC-20 and OT-6 pickup units.

WEST OF ROCKIES ADD 5% TO ABOVE PRICES : : : PRICES SUBJECT TO CHANGE WITHOUT NOTICE

Copyright by U. C. P., Inc.

SOUND ACCESSORIES



7 8 10 9 4 4A

MASCO DE LUXE MICROPHONE STANDS

All "MASCO" microphone stands are made of seamless extra heavy gauge brass tubing throughout. Assuring dependability and service, also eliminating rust and corrosion. These stands are heavily chrome plated to insure long and lasting wear.
The "EVER SILENT" friction clutch will never wear out due to the exclusive MASCO hardened fibre bushing, which is incorporated into both the clutch and telescope sections of the ⅞" tube. Easily adjusted with one hand and stays "FIT".
MASCO'S NEW GRIP TIGHT, STAY-FAST LOCKING CLUTCH prevents disturbing adjustment noises when amplifier is working.
MASCO DE LUXE stands have standard ⅝ x 27 thread, for all types and makes of microphones. Standard height: 35" to 68".

Model No.	Base Finish	Tube Finish	Base Diameter	Height	Weight Lbs.	List Price
7	Black Crackle	Chromium	10"	35" to 68"	10½	$ 6.75
8	Black Crackle	Chromium	10"	35" to 68"	11½	8.00
9	Chromium	Chromium	10"	35" to 68"	11½	9.50
9A	Chromium	Chromium	10"	35" to 68"	18	12.50
10	Black Crackle	Chromium	(Base spread 15")	35" to 68"	18	12.50

NOTE: Models Nos. 8, 9 and 9A, have felt screwed in bumpers to prevent marring of floors.
Model No. 10 has large rubber bumpers which completely elimintes all floor vibration pickup.

BANQUET STANDS

For your convenience in PA applications, MASCO offers the following types of banquet stands:

All tubing made of extra heavy gauge brass, heavily chrome plated.
All models have felt screwed in bumpers to prevent marring of desk or table.
All models are available in chromium or black crackle finish, on both the adjustable or or fixed type stands.

The adjustable models, Nos. 6 and 6A, use the "EVER-SILENT clutch.

The models Nos. 4 and 4A, use the same type of tubing and "EVER-SILENT" friction clutch as used on the floor stands. Bases may be had in gray crackle with contrasting red circle, or in all chrome.

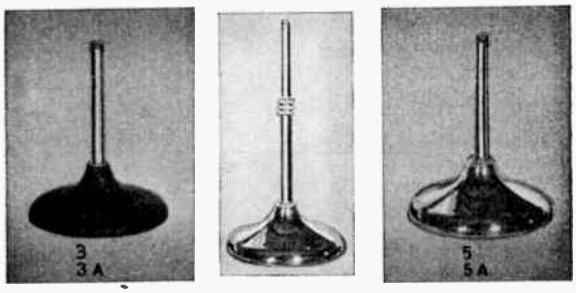

3 3A 5 5A

Model No.	Type	Base Finish	Base Diameter	Height	Weight Lbs.	List Price
4	Adjustable	Chromium	7"	18" to 32"	6	$7.00
4A	Adjustable	Gray	7"	18" to 32"	6	6.00
6	Adjustable	Chromium	6"	10" to 15"	3	4.25
6A	Adjustable	Black Crackle	6"	10" to 15"	3	3.25
3	Fixed	Black Crackle	6"	9"	2½	2.00
3A	Fixed	Black Crackle	6"	12"	2½	2.25
5	Fixed	Chromium	6"	9"	2½	3.00
5A	Fixed	Chromium	6"	12"	2½	3.25

WEST OF ROCKIES ADD 5% TO ABOVE PRICES : : : PRICES SUBJECT TO CHANGE WITHOUT NOTICE

Copyright by U. C. P., Inc.

PERMANENT MAGNET HORN UNITS

All Permanent Magnet units use the finest grade of Alnico steel magnets and Armco iron throughout. All steel parts cadmium-plated to prevent corrosion. Inside of magnet structure contains an additional means for maintaining air gap and a preventative against filings and dust from entering same. Units are magnetized, using an electromagnetic cutout which gives the maximum flux density obtainable in the gap. All magnets are measured for flux density and each unit is tested with special machines for power handling capacity as well as 300 volt ground-test, making for uniform ability to stand all types of service. Voice coil impedance 15 ohms.

BULL PERMANENT MAGNET UNIT

One of the largest Permanent Magnet Units ever developed, using a patented special compensating phase cancellation device and patented heavy duty diaphragm.

Operating capacity at 250 cycles....50 watts

Peak capacity .....100 watts

400 oz. magnet.

Flux density.....16,000 gausses per sq. cm.

Total weight .....65 pounds

Code: REVUL.....List Price $250.00

SUPER GIANT
Permanent Magnet Horn Unit

Operating capacity at 250 cycles....25 watts

Operating capacity at 110 cycles 10-12 watts

130 oz. Alnico Magnet.

Flux density.....15,000 gausses per sq. cm.

Total weight.....17 pounds

Code: REVUM..... List Price $70.00

GIANT
Permanent Magnet Horn Unit

Operating capacity at 250 cycles....25 watts

Operating capacity at 100 cycles 10-12 watts

104 oz. Alnico Magnet.

Flux density.....14,000 gausses per sq. cm.

Total weight.....13 pounds

Code: REVUX.....List Price $57.50

MASTER
Permanent Magnet Horn Unit

Operating capacity
At 250 cycles 25 watts
At 100 cycles 10 watts

60 oz. Alnico Magnet.

Flux density.....12,000 gausses per sq. cm.

Total weight.....9 pounds

Code: REVUE.....List Price $47.50

JUNIOR
Permanent Magnet Horn Unit

Operating capacity at 250 cycles....20 watts

Operating capacity at 100 cycles.....8 watts

46 oz. Alnico Magnet.

Flux density.....10,000 gausses per sq. cm.

Total weight.....7¾ pounds

Code: REVAT.....List Price $37.50

BABY
Permanent Magnet Horn Unit

Operating capacity at 300 cycles....10 watts

17 oz. Alnico Magnet.

Flux density.....8,000 gausses per sq. cm.

Total weight.....3 pounds

Code: REVEL.....List Price $22.00

(Coupling included for attachment to standard horns, if desired.)

ELECTRODYNAMIC HORN UNITS

ALL RACON Electrodynamic units are made of best grade Armco iron. Standard field 6-8 volts. Special fields to order. Voice coil impedance 15 ohms. Operating capacities and sizes similar to Permanent Magnet Units shown above.

	Code	List
SUPER GIANT	RHEUM	$66.00
GIANT	RANGE	55.00
MASTER	RINSE	44.00

MULTIPLE HORN COMBINATIONS

Connectors made of heavy cast bronze with loose couplings for unit connection.

Combinations of two or three trumpet horns driven by one unit through properly designed connectors, will be found very efficient and flexible for public address service. Wider coverage can be obtained from the same power level, and frequency response is improved since the low-frequency cut-off is a product of the total bell area of all the horns.

Double Connector — Dispersion angle 75°

Code: RADIX.....List Price $15.50

Triple Connector — Dispersion angle 105°

Code: RACER.....List Price $21.00

DIAPHRAGM REPLACEMENTS

		Net Price
Code: RUTEX	Type A Diaphragms only	$2.60*
Code: RUVEX	Type B Diaphragms only	3.60*
Code: RUZEN	Type A Head Assembly (including diaphragm) Theatre Type	4.25*
Code: RUZUR	Type B Head Assembly (including diaphragm) General PA Type	5.25*
Code: RUCHE	Type C Head Assembly (including heavy duty diaphragm) Aeroplane Type	6.00*
Code: RUBUF	Type A High Fidelity Head Assembly (including diaphragm)	6.00*
Code: RULES	Bull Unit Diaphragms only	15.00*
Code: RUSET	Super Power Diaphragm only	7.50*

Copyright by U. C. P., Inc

ARMORED CONE SPEAKER PROJECTORS

Bell 22" x 22" overall

Bell 24" x 29" overall

Bell 30" x 40" overall

Newly designed heavy gauge aluminum projectors to give highest efficiencies obtainable with cone speakers. Steel back enclosures have properly designed release holes to prevent resonance effects, and a cast aluminum mounting plate. An all-purpose projector for indoor or outdoor use! Provided with mounting hook and mounting holes.

Simple to install and efficient. Supplied without steel hack, with steel back or with damped steel back having silk gauze and wire screen for cone protection.

For 6"-8" Cone
Without steel back.
Code: REDAY....List $21.00
With steel back.
Code: REDAZ....List $23.50
With damped back and cone opening protected by silk gauze and wire screen.
Code: REDAD....List $26.50

For 8"-10" Cone
Without steel back.
Code: REFER....List $25.75
With steel back.
Code: REFID....List $30.00
With damped back and cone opening protected by silk gauze and wire screen.
Code: REFAD....List $34.50

For 10"-12" Cone
Without steel back.
Code: REGAN....List $52.50
With steel back.
Code: REGIM....List $57.00
With damped back and cone opening protected by silk gauze and wire screen.
Code: REGAL....List $61.50



ARMORED CONE PROJECTOR

An efficient heavy gauge steel and aluminum projector for dynamic cone speakers. Rugged and suitable for indoor or outdoor use. Steel back enclosure and heavy gauge aluminum bell with waterproof overlap. Provided with mounting hook and mounting holes. Overall length 20". Bell diameter 17". For use with 12" cone speakers.

Code: RUMID.....List Price $10.00

All steel projector (steel back and steel bell).

Code RUMIS.....List Price $11.00

Projector with aluminum bell and steel back, acoustically damped and cone opening protected by wire screening and silk gauze.

Code: ROBOT.....List Price $12.50

BALL TYPE CONE SPEAKER



A new type ball speaker to be used where directional sound is required and where the standard type of cone projections clash with the surrounding furnishings or architecture.

Will project a beam at an angle of 45°.

Will operate with 6", 8" and 10" cone speakers, and can be used for paging systems (voice reproduction) as well as for musical reproduction.

Made of steel, with hanging lamp fixture. Finished in silver.

	Bell Diameter	Weight	Code	List Price
For 6" Cone	9½"	3½ lbs.	REBAL	$9.00
For 8" Cone	12"	6 lbs.	REMAL	10.50
For 10" Cone	14"	9 lbs.	RESAL	14.00

ARMORED CONE PROJECTOR

For use with 8" cone speakers. Overall length 15". Bell diameter 15".

Code: RUMIX.....List Price $8.00

Above with steel back, acoustically damped with heavy sound absorbing material, and cone opening protected by wire screening and silk gauze.

Code: RIFLE.....List Price $10.00

All steel projector; steel back and bell.
Code RUMIL.....List Price $9.00

STEEL SWIVEL BRACKETS FOR CONE PROJECTORS

For wall or truck mounting, with tooth ratchet swivel to give 180° angular movement; with or without stand, to attach to standard pipe.

For Cone Projectors

Without Base
Code: RAMIS
List Price $3.00

With Base
Code: RAMIT
List Price $4.50

For 12" or 8" Cone Marine

Without Base
Code: RAMUN
List Price $3.00

With 11½" Base
Code: RAMUB
List Price $5.00

Copyright by U. C. P., Inc.



BULL MARINE SPEAKER

A large re-entrant type of horn, 28" diameter, 21" deep, made of heavy aluminum casting and Racon unbreakable bell and centre section. Will withstand extremely high wattages without vibration.

Designed to operate with Racon Bull unit for 50 watts, with 4 Racon Marine units for 40 watt operation, or 2 Racon Marine units for 20 watt continuous operation. Cut-off 125 cycles.

	List Price
Code: REDUL REVUL—Bull Horn with Bull Unit complete, 50 watt operation; wt. 120 lbs.	$525.00
Code: RADOF REVUE—Bull Horn with 4 Marine Units complete, 40 watt operation; wt. 118 lbs.	490.00
Code: RADOT REVUE—Bull Horn with 2 Marine Units complete, 20 watt operation; wt. 91 lbs.	400.00

MARINE SPEAKER

Approved by the Bureau of Marine Inspection and Navigation, Department of Commerce, for all Emergency Loudspeaker Systems on ships, under the 53rd Supplement of the Bureau, after tests made by the Bureau of Standards, Washington, D.C.



The latest speaker in Marine Practice! A double re-entrant type of horn, 14" in diameter, 10" deep—having a base of heavy aluminum casting and heavy aluminum spinning. Uses a Racon Master Unit. The driving Unit and connections are all enclosed, making a completely waterproof speaker not affected by temperature or weather, including use on sea even during storms!

This Marine Speaker is used both as a **Loudspeaker** and as a **Microphone.** It will pick up sound outdoors from distances up to 100 feet with very small amplifying gain, and will deliver 100 DB of sound 10 feet from the horn with an input of approximately one watt! Cut-off 250 cycles.

Makes an ideal speaker not only for Marine work but also for general P.A. use, where a highly concentrated sound for great distance is required.

Code REDIM—Complete with upnit; weight 25 lbs. Standard Aluminum castings; single coat finish. **List Price** **$100.00**

Code: REDIX—Complete with unit; weight 25 lbs. Special non-corrosive Aluminum castings; Baked Chromatic Undercoat Finish plus outside lacquer finish. **List Price** **$125.00**

MIDGET MARINE SPEAKER

Approved by the Bureau of Marine Inspection & Navigation, Dept. of Commerce, for ship use. A double re-entrant type horn, 9¼" diameter, 6¾" deep. **Uses a Racon Junior P.M. unit. Built as** sturdily as the regular Marine speaker but smaller in size. A highly efficient and directional P.A. speaker. Cut-off 350 cycles.

Code: RASOM—Marine Speaker, complete with Junior unit; weight 10½ lbs. **List Price** **$55.00**

Code: RASOB—Marine Speaker, complete with baby unit; weight 7½ lbs. **List Price** **$40.00**

MINIATURE MARINE SPEAKER

Approved by the Bureau of Marine Inspection & Navigation, Dept. of Commerce, for ship use. A miniature re-entrant type of horn, similar in design to the above Marine speakers. Bell diameter 6¼", depth 4¾". Uses a Racon Baby Unit. Ideal where a highly efficient and directional speaker is required to occupy a small space and where voice reproduction must overcome high noise levels. Cut-off 500 cycles.

Code: REDUP—Miniature Marine Speaker, complete with unit; Weight 5¼ lbs. **List Price** **$29.00**

CONE MARINE SPEAKER

IN ALL RACON CONE MARINE SPEAKERS bell is made of heavy gauge aluminum; cone mounting is made of aluminum casting; and center bullet is made of RACON ACOUSTIC material to prevent resonant effects. Material is stormproofed for all weather conditions.

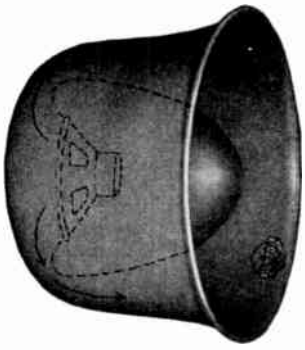

A re-entrant speaker of the marine type, for cone operation. . . . Owing to its unusual construction, this speaker can be used outdoors as well as indoors, in all weather and temperatures, without impairment. . . . The cone diaphragm is protected not only from direct contact with rain but also from physical damage. Can be used for voice as well as musical reproduction.

FOR 12" CONE

Bell Diameter	24"
Depth	15"
Weight	10 lbs.

Code: RELIM

List Price, without speaker $32.50

FOR 5" CONE*

Bell Diameter	10½"
Depth	8½"
Weight, without speaker	2¼ lbs.

Code: REKIM

List Price, without speaker $9.50

FOR 8" CONE

Bell Diameter	17½"
Depth	11½"
Weight	4½ lbs.

Code: REFIM

List Price, without speaker $17.50

FOR 4" and 3" CONE

Bell Diameter	7¼"
Depth	5¼"
Weight	2¼ lbs.

Code: REPIM

List Price, with speaker $10.50

*NOTE: 5" and 4" Cone Marine supplied with bracket without charge.

Copyright by U. C. P., Inc.

TRUMPETS for HORN UNITS

ACOUSTIC TRUMPETS

Trumpets are made of Racon patented acoustic non-vibratory material. **Stormproof** models are guaranteed for life as waterproof in outdoor use in all climates and weathers, including immersion in water. Brass loose couplings for easy unit attachment. For voice or band music.

3½-Foot Regular Model

Equipped with rolled-metal beaded edge, metal ferrule and suspension ring. Adapted for ⅞-18" or 1⅜-18" threaded unit. Weight 6½ lbs. 22" diameter.

Code: RELAY ..... **List Price $27.50**

De Luxe Type—Equipped with rolled-metal beaded edge, reinforced cast-aluminum tone-arm, and suspension ring. For indoor use. Weight 10 lbs.

Code: REMIT ..... **List Price $35.00**

Stormproof Type—Equipped same as De Luxe. Waterproof. Weight 12 lbs.

Code: RENEW ..... **List Price $50.00**

4½-Foot Trumpet

Equipped with rolled-metal beaded edge and 25" cast-aluminum throat. Demountable into two sections, which can be quickly assembled or disassembled.

De Luxe Type—Weight 16 lbs.

Code: RANCH ..... **List Price $52.50**

Stormproof Type—Weight 18 lbs.

Code RACEY ..... **List Price $71.00**

6-Foot Trumpet

Equipped with rolled-metal beaded edge, 34" cast-aluminum throat, and suspension eyelets. Bell 30" diameter.

De Luxe Type—Weight 18 lbs.

Code: RHYME ..... **List Price $72.50**

Stormproof Type—Weight 23 lbs.

Code: RIDER ..... **List Price $90.00**

ALL ALUMINUM TRUMPETS

All trumpets made of 12-gauge aluminum with cast-aluminum throat sections and cast-aluminum clamping edges, with reinforced bell. Brass loose coupling for easy unit attachment. For voice as well as musical reproduction.

6-Foot Trumpet

Bell 30" diameter. Demountable into three sections. Weight: 19 lbs.

New Single-Unit Type — 34" cast throat.
Code: RHINO ..... **List Price $75.00**

New Two Single-Unit Type.
Code: RHOMB ..... **List Price $82.50**

4½-Foot Trumpet

Demountable into 2 sections. 25" cast throat. Bell: 25". Weight: 11 lbs.

Single-Unit Type
Code: DIANT ..... **List Price $55.00**

Two-Unit Type
Code: RIBES ..... **List Price $62.50**

3½-Foot Trumpet

Demountable into 2 sections. 10" cast throat. Bell: 22". Weight: 7 lbs.

Code: REPEX ..... **List Price $30.00**

UNBREAKABLE REINFORCED TRUMPETS

Made of Racon acoustic stormproof material, reinforced throughout. Guaranteed unbreakable. The last word in trumpet design and particularly adaptable where high quality and high efficiency is required, with the ability to withstand the roughest handling without breakage. Loose coupling for unit attachment.

4½-Foot Trumpet

Demountable into 2 sections. 25" cast throat. Bell: 25". Weight: 15 lbs.

Code: REFIX ..... **List Price $85.00**

6-Foot Trumpet

Demountable into three sections. Equipped with 34 inches of aluminum throat casting.

Single Unit Type
Code: REGON ..... **List Price $110.00**

Two-Unit Type
Code: REGAY ..... **List Price $117.50**

PAGING HORN

A small, extremely efficient 2-foot trumpet speaker, for use where highly concentrated sound is required to override high noise levels, such as in factories, outdoors, etc. Uses a small, very efficient Permanent Magnet unit. Particularly adaptable for paging systems, hotel lobbies, trucks, etc.

Horn is made of RACON ACOUSTIC stormproof material with a beaded edge around the bell. Cast aluminum tone arm.

Bell diameter 12".

Overall length 29".

Code: RAGON—Complete with Unit
List Price **$40.00**

PERMANENT MAGNET HIGH FREQUENCY UNIT

An efficient and precision built unit, to meet the latest requirements for wide-range reproduction. Designed to cover the frequency band from 3,000 to 12,000 cycles. Special models are available for response up to 18,000 cycles. Supplied with horn, (as shown) and mounting bracket, (not shown). Designed to operate in conjunction with a suitable low frequency speaker (cone or horn type) in order to give high fidelity reproduction in the wide-range audio frequency band. Not made to operate below 3,000 cycles.

Voice Coil impedance 15 ohms.

Code: RABAT—Complete with Unit
List Price **$27.50**

Copyright by U. C. P., Inc.

RE-ENTRANT TRUMPETS

A compact trumpet of the double re-entrant type, made to occupy a small space, yet has a long air column, delivering highly concentrated sound with the greatest efficiency over long distances.

Standard P.M. Units can be used, from the Junior size at $35.00 list to the Super Giant at $66.00 list.

ALL RACON RE-ENTRANT SPEAKERS have base and inside tone arm made of aluminum castings, outside bell of heavy gauge aluminum spinning, and center reflecting section of RACON ACOUSTIC material to prevent resonant effects prevalent in all metal reflecting surfaces. Sturdy construction makes them practically abuse-proof.

Swivel ratchet mounting bracket supplied without charge. Can be attached to ½" or 1¼" pipe.

Equipped with loose couplings for easy unit attachment.

Made in three sizes:

6 FT. RE-ENTRANT

Bell Diameter	25½"
Overall Length	28"
Weight	20 lbs.
Code: REMOL	
List Price	**$60.00**

4½ FT. RE-ENTRANT

Bell Diameter	24½"
Overall Length	23½"
Weight	11 lbs.
Code: REMOM	
List Price	**$45.00**

3½ FT. RE-ENTRANT

Bell Diameter	18"
Overall Length	16"
Weight	7 lbs.
Code: REMOX	
List Price	**$30.00**

RADIAL CONE SPEAKER



A radial speaker for cone operation.

This speaker is designed to project sound over a complete circumference of 360°, distributing the sound with even intensity and bringing out the high response lacking in direct cone horns.

Particularly adapted for use on trucks and in auditoriums where complete coverage is desired.

Can be camouflaged to blend with ceiling architecture.

IN ALL RACON RADIAL CONE SPEAKERS, the upper deflector is made of heavy gauge steel, cone covering of steel, and lower deflector of RACON ACOUSTIC material to prevent resonant effects prevalent in all metal reflecting surfaces, and storm-proofed for all weather conditions.

FOR 12" OR 10" CONE

Reflector diameter	31"
Depth	14"
Weight	10 lbs.
Code: RADAG	
List Price, without speaker	**$27.50**

FOR 6" OR 5" CONE

Reflector diameter	17"
Depth	7"
Weight	3½ lbs.
Code: RADAC	
List Price, without speaker	**$9.50**
Code: RASAY	
List Price, with 5" speaker	**$13.50**

Copyright by U. C. P., Inc.

CELLULAR HORN

A new type of cellular horn for operation between 350 and 12,000 cycles, with an angular distribution of 60 degrees.

Uses a highly efficient P.M. Unit with a patented phase cancellation compensating device, reproducing all frequencies without cancellation effects.

Made only in blocs of 4 cells—of Racon unbreakable material, having heavy aluminum throat castings and unbreakable bell sections.

Overall length 32½". Total bell opening 12" x 12". Weight 18½ pounds.

List Price

Code: RAGAM—Cellular Horn with Master Size Unit.....**$135.00**

Code: RAGOT—Cellular Horn with Giant Size Unit..... **145.00**

6-FT. FLAT BELL TRUMPET

This trumpet has been developed to meet special conditions where the height or width available are insufficient for the standard round bell horns. It is acoustically equal to the standard circular bell 6 Foot Trumpet. The bell section, however, is 12" in height by 51" wide. This horn is particularly suited for truck mounting and for interior work such as above or on the sides of stages.

All types equipped with double cross braces, cast aluminum throat sections semi-demountable, and loose couplings for unit attachment.

DELUXE INDOOR TYPE—Weight 24 lbs.

Code: ROGUE.....**List Price $72.50**

STORMPROOF TYPE—Weight 28 lbs.

Code: ROBIN.....**List Price $95.00**

AUDITORIUM HORN

A 7 foot length horn folded to occupy a space 21½" x 26½" x 23½".

An excellent horn for auditoriums, small theatres, portable talkie equipment, etc., and for mounting in the proscenium arch of a large theatre. Small in size and light in weight.

A departure in standard horn design, giving excellent musical as well as speech reproduction out of all proportion to the small size of the horn.

DeLuxe Type for indoor use. Weight 25 lbs.

Code: ROOST (horn only). List Price **$66.00**

Storm-proof Type, guaranteed for all climates and weather.

Weight 29 lbs.

Code: RETRO (horn only). List Price **$88.00**

RADIAL HORN

Width 43" Height 50"

Equipped with cast aluminum throat, cold rolled steel suspension brackets, reinforced edge. Demountable. Loose couplings for easy unit attachment.

This horn is accurately designed to project sound over a complete circumference of 360 degrees, distributing same with even intensity. It is particularly adapted for use on trucks, tower equipment, churches, amusement parks and general public address use where a complete circumferential coverage is desired.

2 Unit Radial Horn

RADIAL Horn only, **STORMPROOF**

Weight 60 lbs. without units and brackets.

Code: ROUND.....**List Price $275.00**

RADIAL Horn only, **REGULAR**—For indoor use

Weight 55 lbs. without units and brackets.

Code: RUSAN.....**List Price $225.00**

4 Unit Radial Horn

RADIAL Horn only, **STORMPROOF**

Weight 68 lbs. without units and brackets.

Code: RADAH.....**List Price $340.00**

RADIAL Horn only, **REGULAR**—For indoor use

Weight 63 lbs. without units and brackets.

Code: RUSHY.....**List Price $275.00**

RADIAL HORN SPEAKER

A 3½ foot re-entrant type horn designed to project sound over a complete circumference of 360°, distributing the sound with an even intensity. For all sound installations where complete coverage is desired.

Base and tone arm made of heavy aluminum castings, center deflector and deflecting bells made of RACON ACOUSTIC material to prevent all resonant effects. Material storm-proofed and guaranteed against all weather conditions. Brass loose couplings for easy unit connection.

Uses standard RACON Units.

Width 17" Height 15" Weight 7 lbs.

Code: RADAK. List Price.....**$37.50**

Copyright by U. C. P., Inc.

MULTIPLE UNIT HORNS

4½ FOOT AEROPLANE HORN

Bell 24″ diameter. Length 42″.

Requires an overall width of 39″ to clear Super-Giant Units when mounted.

Equipped with cast aluminum throat section, rolled metal beaded edge, loose couplings for units, and suspension ring. Demountable. Specially developed for installations where space is limited and weight factor small.

2 Unit Type

DELUXE—Indoor type. Weight 18 pounds.

Code. REPAY.....List Price $60.00

STORMPROOF. Weight 20 pounds

Code: RECUE.....List Price $82.50

4 Unit Type (Illustrated)

DELUXE—Indoor type. Weight 23 pounds.

Code: REGUS.....List Price $90.00

STORMPROOF. Weight 25 pounds

Code: RELAX....List Price $115.00

4 UNIT AEROPLANE HORN

Bell 30″ diameter.
Length overall 54″.

STORMPROOF. Rolled metal beaded edge. Heavy cast aluminum throat section. Loose couplings for unit. Suspension ring. Demountable.

Equipped to operate 4 Units.

An extremely powerful and efficient Public Address Aeroplane Horn for long range projection.

Two mile ground projection capacity.

Weight 30 pounds.

Code: RECUR....List Price $200.00

9 UNIT AEROPLANE HORN

Bell 30″ diameter.
Length overall 54″.

STORMPROOF. Rolled metal beaded edge. Heavy aluminum throat section. Loose couplings for units. Suspension ring. Demountable.

Equipped to operate with 9 Units.

A super-powerful and efficient Public Address Horn for extreme long range projection.

Three mile ground projection capacity.

Weight 48 pounds.

Code: RABIB....List Price $335.00

STORMPROOF TYPE GUARANTEED WEATHERPROOF INCLUDING IMMERSION IN WATER

Copyright by U. C. P., Inc.

Thank You!

When writing for additional information or when ordering from sources of supply listed in this book, please mention

RADIO'S MASTER ENCYCLOPEDIA

WRIGHT-DeCOSTER

NOKOIL *LIFETIME MAGNET* SPEAKERS

The quality of the Nokoil Reproducer has become universally accepted. All the genuine Wright-DeCoster Permanent Magnet Dynamic Speakers carry the copyrighted name "NOKOIL".

Even though brass is more expensive than other types of shielding for magnets, it is unquestionably the best and therefore used entirely in the manufacture of the Nokoil Reproducers.

POWER HANDLING CAPACITY—All input power ratings are based on the ability of the voice coil to dissipate the heat generated during continuous operation. They do not take into consideration transformer or line losses but only the energy delivered directly to the voice coil. **All Wright-DeCoster Speakers will handle double their normal input rating for short periods** without damage or undue amplitude distortion if the diaphragms are properly loaded.

VOICE COIL—The sizes of the voice coils are designated in the model numbers by the following capital letters: G—2¼ inch, H—1 3/16 inch, J—1½ inch, K—1 inch, L—¾ inch, and M—⅝ inch. **Bakelite Coil Forms increase the power handling capacity** and decrease the possibility of the voice coil becoming egg-shaped. All voice coils over 1 inch in diameter have bakelite forms.

DIAPHRAGM—The diaphragms in all sizes of Wright-DeCoster Speakers are one piece, molded directly from raw pulp. This construction contributes towards the greatest possible uniformity and the smallest distortion. It also permits the use of "Paracurve diaphragms" where an extremely full range is necessary.

FIELD COILS—The universal field coils furnish the following resistances: 2500 ohms, 2200 ohms, 1800 and 1800 tapped at 300, 1500, 1000 and 700 ohms. The dual field coil permits the use of either of two different field resistances, 1600 ohms and 2500 ohms, utilizing the full amount of wire in both instances. The 1600 ohm resistance is especially for use with the Model FS2 Field Supply as shown on page D-11. When a special field is ordered in place of the standard field listed with the speaker, add 10% to the list price.

TRANSFORMERS—The Wright-DeCoster Speakers are furnished with universal or line transformers as standard equipment. The universal transformers match practically all the push-pull or single output tubes. The line transformer provides 500, 1000 and 1500 ohm impedances. All leads and connections are soldered to prevent trouble caused by high resistance of poor, unsoldered joints. The last letter in the speaker model number gives the transformer information. U stands for universal, L for line transformer, N for no transformer and S for special transformer. When a special transformer is ordered in place of the standard transformer shown with the speaker, 5% should be added to the list price.



Model N12HN

HEAVY DUTY PUBLIC ADDRESS MODELS

The H and J Nokoil Reproducers are manufactured especially for high power work where a great deal of volume may be required. Uses: Stadiums, Auditoriums, Organs, Record Players, etc.

20 WATT

The Model N12HN is used almost entirely for public address work where it will have some suitable housing such as a metalex horn. Therefore, any extra money spent in making it especially attractive in appearance would be wasted. However, no cost has been spared in the engineering and construction to develop a unit having the maximum efficiency, greatest power handling capacity, and best frequency characteristics.

- Power handling capacity, 20 watts.
- Bakelite voice coil form.
- 1 3/16" diameter voice coil (Type H).
- Voice coil imp., 7 ohms at 400 cycles.
- 116 ounce magnet.
- Fully rust-proofed, fully dust-proofed.

The Model N12HN is furnished in three different types. STANDARD—range from 60 to 5000 C. P. S. FULL-RANGE—more extended high frequency end. LOW-RANGE—more extended low frequency end and diminished high response.

STANDARD speakers will be furnished unless it is otherwise specified on the order.

Model Number	Size Ins.	Transformer	Depth Ins.	Cone Bracket O.D.	Ship. Wgt.	Std. Pkg.	Code Word	List Price
N12HL	12	500, 1000, 1500 Ohms	7⅜	12⅛	18½ lbs.	4	WPONI	$31.00
N12HN	12	Less Transformer	7⅜	12⅛	17¼ lbs.	4	WOBBA	29.00

15 WATT

The J Models have been very popular from the time they were introduced a few years ago. They furnish a range of heavy duty public address speakers from 6" to 12" in diameter.

- Power handling capacity, 15 watts.
- 1½" diameter voice coil (Type J).
- Voice coil imp. 5.3 ohms at 400 cycles.
- Voice coil form bakelite.
- Line matching transformer.
- 40 ounce magnet.

Model N10JN

Model Number	Size Ins.	Transformer	Depth Ins.	Cone Bracket O.D.	Ship. Wgt.	Std. Pkg.	Code Word	List Price
N6JU	6	Universal	4 13/32	6⅜	7¼ lbs.	8	WFIXT	$18.10
N6JL	6	500, 1000, 1500 ohms	4 13/32	6⅜	7¼ lbs.	8	WRPST	18.10
N6JN	6	Less Transformer	4 13/32	6⅜	6¼ lbs.	8	WOINT	16.60
N8JU	8	Universal	4⅞	8⅜	7¾ lbs.	8	WOXMN	19.20
N8JL	8	500, 1000, 1500 ohms	4⅞	8⅜	7¾ lbs.	8	WLTNE	19.20
N8JN	8	Less Transformer	4⅞	8⅜	6¾ lbs.	8	WBREE	17.70
N10JU	10	Universal	5 13/32	10 3/16	8¼ lbs.	6	WLBWX	20.30
N10JL	10	500, 1000, 1500 ohms	5 13/32	10 3/16	8¼ lbs.	6	WOTOX	20.30
N10JN	10	Less Transformer	5 13/32	10 3/16	7¼ lbs.	6	WCCOL	18.80
N12JU	12	Universal	6⅝	12 3/16	9½ lbs.	6	WILOT	22.10
N12JL	12	500, 1000, 1500 ohms	6⅝	12 3/16	9½ lbs.	6	WILOZ	22.10
N12JN	12	Less Transformer	6⅝	12 3/16	8½ lbs.	6	WILOY	20.60

8 WATT LIGHT DUTY PUBLIC ADDRESS MODELS

The K speakers are perfectly suited for installations in schools, hotel lobbies, dining rooms, and in fact any place where a speaker has to operate with medium power and give good quality reproduction with ample volume.

- Power handling capacity, 8 watts.
- 1" diameter voice coil (Type K).
- Voice coil impedance, 5.3 ohms at 400 cycles.
- Universal or line matching transformer.
- Fully dust-proofed. Fully rust-proofed.

Model N8KL

Model Number	Size Ins.	Transformer	Depth Ins.	Cone Bracket O.D.	Ship. Wgt.	Std. Pkg.	Code Word	List Price
N6KU	6	Universal	4 13/32	6⅜	5½ lbs.	8	WELOT	$9.40
N6KL	6	500, 1000, 1500 ohms	4 13/32	6⅜	5½ lbs.	8	WELOZ	9.40
N6KN	6	See Note	4 13/32	6⅜	4¾ lbs.	8	WELOY	7.90
N8KU	8	Universal	4⅞	8⅜	6¼ lbs.	8	WEMBR	11.25
N8KL	8	500, 1000, 1500 ohms	4⅞	8⅜	6¼ lbs.	8	WEMBZ	11.25
N8KN	8	See Note	4⅞	8⅜	5½ lbs.	8	WEMBY	8.75
N10KU	10	Universal	5 13/32	10 3/16	6¾ lbs.	6	WEPRO	11.50
N10KL	10	500, 1000, 1500 ohms	5 13/32	10 3/16	6¾ lbs.	6	WEPRZ	11.50
N10KN	10	See Note	5 13/32	10 3/16	5¾ lbs.	6	WEPRY	10.00
N12KU	12	Universal	6⅝	12 3/16	8¼ lbs.	6	WATKI	13.90
N12KL	12	500, 1000, 1500 ohms	6⅝	12 3/16	8¼ lbs.	6	WATKZ	13.90
N12KN	12	See Note	6⅝	12 3/16	7 lbs.	6	WATKY	12.40

Copyright by U. C. P., Inc.

WRIGHT-DECOSTER

NOKOIL *LIFETIME MAGNET* SPEAKERS

3½ WATT RADIO AND LIGHT P. A. MODELS

The L models are good for all around performance where truthful reproduction of voice and music is essential. They are satisfactory for radio receivers, extension speakers, and, in fact, any type of sound system where light power and medium volume is required.

- Power handling capacity, 3½ watts.
- ¾" diameter voice coil (Type L).
- Voice coil impedance, 5.3 ohms at 400 cycles.
- Universal transformer, except 5" model (see note).
- Fully dust-proofed—fully rust-proofed.

Model Number	Size Ins.	Transformer	Depth Ins.	Cone Bracket O.D.	Ship. Wgt.	Std. Pkg.	Code Word	List Price
N5LU	5	See Note	2⅝	5	2 lbs.	24	WORLF	$5.20
N5LL	5	500, 1000, 1500 ohms	2⅝	5	2 lbs.	24	WORLZ	5.20
N5LN	5	Less Output Transf.	2⅝	5	1½ lbs.	24	WORLY	4.45
N6LU	6	Universal	2 13/16	6½	2½ lbs.	12	WADLE	6.05
N6LL	6	500, 1000, 1500 ohms	2 13/16	6½	2½ lbs.	12	WADLZ	6.05
N6LN	6	Less Output Transf.	2 13/16	6½	2⅛ lbs.	12	WADLY	5.05
N8LU	8	Universal	3¼	8⅛	3 lbs.	12	WAYER	6.65
N8LL	8	500, 1000, 1500 ohms	3¼	8⅛	3 lbs.	12	WAYEZ	6.65
N8LN	8	Less Output Transf.	3¼	8⅛	2½ lbs.	12	WAYEY	5.65
N10LU	10	Universal	5 19/32	10 3/16	4½ lbs.	6	WHOPS	8.00
N10LL	10	500, 1000, 1500 ohms	5 19/32	10 3/16	4½ lbs.	6	WHOPZ	8.00
N10LN	10	Less Output Transf.	5 19/32	10 3/16	3¾ lbs.	6	WHOPY	7.00
N12LU	12	Universal	6¾	12 3/16	5¾ lbs.	6	WANDS	9.65
N12LL	12	500, 1000, 1500 ohms	6¾	12 3/16	5¾ lbs.	6	WANDZ	9.65
N12LN	12	Less Output Transf.	6¾	12 3/16	5⅛ lbs.	6	WANDY	8.65

NOTE: Transformer Model N5LU furnished standard with 4000 and 7000 ohm imput transformer.

Model N8LU

Model N5LU

RADIO SERVICE SPEAKERS

2½ WATT MODELS

These speakers are manufactured especially for the radio servicemen wanting low priced units that will give good reproduction. A trial will convince you that these Radio Service Speakers are ideal for replacement work.

- Power handling capacity, 2½ watts.
- ¾" diameter voice coil (Type L).
- Voice coil impedance, 5.3 at 400 cycles.
- Universal transformer covers 1250 to 11,500 ohms for single operation and 3750 to 11,500 ohms for push-pull operation.
- Universal field coil—2500, 2200 and 1500 ohms, 1800 and 1800 tapped at 300 ohms. Also 6 volt field furnished at no additional cost.
- Fully rust-proofed.
- Fully dust-proofed.

Model Number	Size Ins.	Transformer	Depth Ins.	Cone Bracket O.D.	Ship. Wgt.	Std. Pkg.	Code Word	List Price
E5LU	5	Universal	2½	5	1¾ lbs.	24	WAAAB	$3.10
E6LU	6	Universal	2⅞	6⅜	2 lbs.	18	WAAAC	3.50
E8LU	8	Universal	3⅛	8⅛	2¼ lbs.	12	WAAAD	4.35

Model E8LU

Model E8KL

3½ WATT RADIO AND LIGHT P. A. MODELS

The universal fields and transformers in these Electro Dynamic Speakers eliminate the necessity of carrying a large stock of units with special fields and transformers.

- Power handling capacity, 3½ watts.
- 1 inch diameter voice coils (Type K).
- Voice coil impedance, 5.3 ohms at 400 cycles.
- Universal or line matching transformers.
- Universal field coil furnishes following fields: 2500, 2200, 1800, 1800 tapped at 300, 1500, 1000, and 700 ohms.
- Fully dust-proofed—fully rust-proofed.

Model Number	Size Ins.	Transformer	Depth Ins.	Cone Bracket O.D.	Ship. Wgt.	Std. Pkg.	Code Word	List Price
E8KU	8	Universal	4⅞	8⅜	5⅞ lbs.	8	WHALE	7.00
E8KL	8	500, 1000, 1500 ohms	4⅞	8⅜	5⅞ lbs.	8	WHALZ	7.00
E8KN	8	Less Transformer	4⅞	8⅜	5⅛ lbs.	8	WHALY	5.50
E10KU	10	Universal	5 19/32	10 3/16	6⅝ lbs.	6	WRITE	8.00
E10KL	10	500, 1000, 1500 ohms	5 19/32	10 3/16	6⅝ lbs.	6	WRITZ	8.00
E10KN	10	Less Transformer	5 19/32	10 3/16	5¾ lbs.	6	WRITY	6.50
E12KU	12	Universal	6 11/16	12 3/16	7⅞ lbs.	6	WARES	9.65
E12KL	12	500, 1000, 1500 ohms	6 11/16	12 3/16	7⅞ lbs.	6	WAREZ	9.65
E12KN	12	Less Transformer	6 11/16	12 3/16	7 lbs.	6	WAREY	8.15

Model E12KU

Copyright by U. C. P., Inc.

WRIGHT-DeCOSTER

RECORD PLAYER MODEL

An ideal speaker for any powerful radio receiver and record player. Also excellent for medium power public address work. The slightly accentuated Paracurve Diaphragm gives the Model E12J wider response than the other standard models.

● Power handling capacity, 8 watts. ● Voice coil form bakelite. ● 1½" diameter voice coil (Type J.) ● Voice coil impedance, 5.3 ohms at 400 cycles. ● Universal or line matching transformer. ● Field resistance, 2500 ohms. ● Field dissipation, 9 watts minimum, 16 watts maximum. ● Fully dust-proofed. ● Fully rust-proofed.

Model No.	Transformer	Size Inches	Depth Inches	Cone Brac. O.D.	Shipping Wt. Lbs.	Std. Pkg.	Code Word	List Price
E12JU	Universal	12	6 1/16	12 3/16	13¾	6	WINNE	$13.90
E12JL	Line Matching	12	6 1/16	12 3/16	13¾	6	WINNZ	13.90
E12JN	Less Transformer	12	6 1/16	12 3/16	12½	6	WINNY	11.90

E12JU

STADIUM JUNIOR MODEL

This speaker has a good substantial field which gives it an excellent degree of efficiency. It has a dual field having a 1600 ohm resistance to operate with the FS3 Field Supply as shown below and a 2500 ohm field to accommodate most of the amplifier field supplies. The entire field strength is utilized with either resistance.

● Power handling capacity, 15 watts. ● Bakelite voice coil form. ● 2¼" diameter voice coil (Type G). ● Voice coil impedance, 10 ohms at 400 cycles. ● Universal or line matching transformer. ● Field resistance, 1600 and 2500 ohms. ● Field dissipation, 15 watts minimum, 22 watts maximum.

Model No.	Transformer	Size Inches	Depth Inches	Cone Brac. O.D.	Shipping Wt. Lbs.	Std. Pkg.	Code Word	List Price
E12GBU	Universal	12	8 5/16	12 3/16	24	3	WROTH	$21.40
E12GBL	Line Matching	12	8 5/16	12 3/16	24	3	WROTZ	21.40
E12GBN	Less Transformer	12	8 5/16	12 3/16	22½	3	WROTY	19.40


E12GBL

STADIUM SENIOR MODEL

Our finest electro dynamic P. A. Speaker. In manufacturing the Model E12GAL unit we endeavored to give the sound engineer the very best 12" speaker we possibly could manufacture regardless of cost. A trial of this reproducer will convince you it has many points of merit.

The easily accessible screw terminal strip located in the back of the base has five input impedances: 10 ohms (direct to voice coil), 500, 1000, 1500, and 4000 ohms.

● Power handling capacity, 15 watts. ● Bakelite voice coil form. ● 2¼" diameter voice coil (Type G). ● Voice coil impedance, 10 ohms at 400 cycles. ● Special line matching transformer: 10 ohms (directly to voice coil), 500, 1000, 1400, and 4000 ohms. ● Field resistance, 1800 ohms to operate on 220 to 275 volts D. C. at current of 125 to 150 milliamperes. ● Field dissipation, 18 to 40 watts.
Note: If speakers are to be used in Metalex Horns be sure to specify when ordering.

Model No.	Transformer	Size Inches	Depth Inches	Cone Brac. O.D.	Shipping Wt. Lbs.	Std. Pkg.	Code Word	List Price
E12GAL	Line Matching	12	10½	12 3/16	33½	2	WATEZ	$36.40
E12GAN	Less Transformer	12	10½	12 3/16	31	2	WATEY	33.40


E12GAL

WRIGHT-DeCOSTER A.C. FIELD SUPPLIES

Exposed Tube Type A.C. Field Supplies

FS1

Model FS1 is designed so that any model 6-8-10-12 inch D.C. Universal Series Electro Dynamic Speaker may be converted to A.C. operation. Delivers 9 watts to 2500 ohm field.
Model FS2 designed to furnish A.C. field excitation for Models E12JU, E12GCU and E12GBU. Delivers 100 m. a. at 170 volts.

Model No.	Volts A.C.	Cycles	Dimensions	Code Word	List Price
FS1	110	25-50-60	8¾"x2½"x1"	WAITS	$4.90
FS2	110	25-50-60	8¾"x2½"x1"	WHISK	5.70

Standard Package: 3. Shipping Weight: 2 lbs.

Enclosed Tube Type A.C. Field Supplies

FS3

Single Tube Field Supplies

No.	Volts A.C.	Cycles	Output Volts	Output Amps.	Dimensions, Ins. Lgth.	Wdth.	Hght.	Code Word	List Price
FS3	110	50-60	200	.250	7	3½	6½	WOODY	$16.50
FS4	110	50-60	110	.250	7	3½	6½	WRIST	17.50

Single 5Z3 tube field supplies (minimum load resistance 750 ohms).
Standard Package: 2. Shipping Weight: 10 lbs.

All above Enclosed Power Supply available 110 volts, 220 volts, 25 cycles, also 220 volt, 50-60 cycles, at additional cost.
Prices do not include tubes, and tubes are not furnished with Field Supplies.

NOTE: It is imperative to specify proper field resistance when ordering speakers for use with above field supplies.

Copyright by U. C. P., Inc.

WRIGHT-DE-COSTER



Model TBUA

Model TBUR3



Model TBUR1



Model TBB1

If It's a "TALK-BAK" It's Wright-De-Coster

"Talk-Bak" Speakers, unlike standard Nokoil units, are especially engineered and designed for inter-communication systems. Tests of "Talk-Bak" Speakers prove their greater sensitivity and tone quality. In installations where both voice and music are to be rendered, the regular standard Nokoil Speaker should be used as the "Talk-Bak" will not give good musical reproduction.

SENIOR WIRED UNIT

The Model TBUA comes complete with an amplifier and is capable of operating up to 10 stations. The amplifier, which is especially designed for inter-communication systems, is furnished complete with all tubes, switches, etc., ready to connect to the complete system. Instructions on how to connect the "Talk-Bak" Senior are packed with each unit. When it is desirable to have all TBUR3 units as shown below, the Model TBA1 amplifier is used. This amplifier is exactly the same as the amplifier in the TBUA, except that it comes in a simple metal case with no switches, etc.

Model Number	Size, Ins. Width	Height	Depth	Voice Coil Impd.	Shipping Weight Lbs.	Standard Package	Code Word	List Price
TBUA	9	10	5 ½	50 ohms	13 ½	2	WORLO	$43.50
TBA1	9	9 ½	4 ¾	50 ohms	13	2	WEGBT	34.00

JUNIOR WIRED UNIT

The TBUR3 is a very compact, appealing desk type of unit. It is 6½ inches in diameter and 4 inches high. The speaker used is the Model TN5LT. The cabinet is equipped with a red busy indicator button and a black talk-listen button. The switch for selecting the station is mounted directly in the center. The Junior Wired Unit is furnished complete with switches all wired ready to attach to the complete system. Complete instructions on how to connect the units to the system is packed with each unit. TBUR3V is the same as TBUR3, only having a volume control.

Model Number	Voice Coil Impd.	Shipping Weight Lbs.	Standard Package	Code Word	List Price
TBUR3	50 ohms	3 ¾	12	WORLK	$14.00
TBUR3V	50 ohms	4	12	WERLK	16.20

JUNIOR CABINET SPEAKERS

The Model TBUR1 is composed of a good looking round cabinet with a Model TN5LT "Talk-Bak" unit mounted in it. This unit is a perfect match for the wired unit Model TBUR3. The Junior Cabinet Speaker is used in systems such as System No. 1 or No. 2. It has no switches or internal wiring. A base plate is furnished to cover the opening in the bottom of the cabinet to provide means for hanging the unit on the wall if desired.

Model Number	Voice Coil Impd.	Shipping Weight Lbs.	Standard Package	Code Word	List Price
TBUR1	50 ohms	3 ¾	12	WORLJ	$8.30
TBURS	Same as TBURI, plus Talk-Listen Switch		12	WERLJ	9.65
TBURC	Round Cabinet Only		12	WCRLJ	3.10

DIRECTIONAL PAGER

The Model TBB1 coms complete with a N6KN Nokoil Speaker and amplifier. This is a very effective unit for distant paging.

Model Number	Depth Ins.	Diameter Bell Ins.	Voice Coil Impd.	Weight Lbs. Shipping	Code Word	List Price
TBB1	15	14	50 ohms	18	WITOP	$60.00

The unit listed below is the same as the TBB1 only there is no horn and therefore the sound is diffused in a much wider area.

Model Number	Width Ins.	Height Ins.	Depth Ins.	Voice Coil Impd.	Shipping Weight Lbs.	Code Word	List Price
TBB2	9	9 ⅛	6	50 ohms	15	WOALP	$44.00

The TBB3 is a booster amplifier which is used in installations like Systems No. 1, 2 and 5.

Model Number	Dimensions, Ins. Width	Height	Depth Ins.	Shipping Weight Lbs.	Code Word	List Price
Booster TBB3	9	9 ½	4 ¾	13	WRGBT	$33.00

"TALK-BAK" SPEAKER CHASSIS

Model Number	Size Ins.	Voice Coil Imp.	Shipping Weight Lbs.	Standard Package	Code Word	List Price
TN5LT	5	50 ohms	2	24	WORLT	$5.20
TN6LT	6	50 ohms	2 ¾	12	WADLT	6.05
TN8LT	8	50 ohms	3 ¼	12	WAYET	6.65

TBC7 — 7 wire cable, 1 wire shielded, per foot $0.16
TBC12—12 wire cable, 1 wire shielded, per foot ..... .23

Copyright by U.C.P., Inc.

WRIGHT-DeCOSTER

METALEX (truly exponential) HORNS

These horns are very efficient exponential types and should not be confused in any way with the so-called parabolic type horns. It was recognized that a metal horn would be the ideal unit to give long life under the most severe use. The difficulty, however, was that it was almost impossible to make a metal horn that did not have very objectionable resonances which made it impossible to have good reproduction on certain notes. In our new exponential horns we have overcome this difficulty. All of our metal horns are spun from steel and have an especially prepared material called "ex" used for coating the outside which damps the walls to a point where resonances are negligible. You will find these new horns give exceptional performance and a lasting service which can never be secured in other types of horns. There is a screen on the back of the speaker housing which eliminates compression and a screen in front of the weather proof cone to protect it against mechanical injury.

METALEX MULTI-PURPOSE MODEL

The Model MX6A Multi-Purpose Metalex Horn houses a 6" speaker and has a cut-off frequency of 250 cycles. This horn is especially recommended for voice reproduction but due to its exponential design and the "ex" material on the walls, it will give better musical reproduction than the metal parabolic horns of far larger size. The Model MX6A horn when used with a N6KL unit makes an excellent tweeter and when wanted for this purpose, it must be so noted on the order, as a different type diaphragm is used.

Model No.	Diameter Bell Opening	Length	Shpg. Wt.	Code Word	Std. Pkg.	List Price
MX6A	14"	13"	11 lbs.	WECHP	4	$12.80

Priced without stand. For stand add $4.50 list.

METALEX STADIUM JUNIOR MODEL

The Model MX12B Stadium Junior houses a 12" speaker and has a cut-off frequency of 180 cycles. It will give excellent output down to 150 cycles. This horn is to be used where voice reproduction is the prime requisite and where the absence of the extreme low notes in music is not objectionable.

Model No.	Diameter Bell Opening	Length	Shpg. Wt.	Code Word	Std. Pkg.	List Price
MX12B	20"	15"	20 lbs.	WTJKL	3	$21.80

Priced without stand. For stand add $4.50 list.

METALEX STADIUM SENIOR MODEL

The Model MX12A Stadium Senior houses a 12" speaker and has a cut-off frequency of 100 cycles. When used with a suitable 12" Model Wright-DeCoster Speaker it will give exceptionally high outputs down to 75 cycles. This horn should be used where not only voice but music also must be reproduced with good quality. The actual output at 100 cycles is nearly ten times as great as the same speaker mounted on an ordinary baffle.

Model No.	Diameter Bell Opening	Length	Shpg. Wt.	Code Word	Std. Pkg.	List Price
MX12A	35"	34"	46 lbs.	WBMNP	2	$42.00

Priced without stand. For stand add $4.50 list.

NOTE: The upright part of the stands are one-inch standard pipe threaded at both ends. The large, heavy base has four holes so it may be securely screwed to the platform. The swivel, which allows the directing of the horn at any angle, is placed between the top of the upright and the bottom of the horn.

If the speakers are wanted in the horns, state so on the order and we will install them at no extra charge.

When ordering 12" speakers for Metalex Horns, be sure and specify it on the order as these speakers come without bases.

Model NKM6

"NOKOIL MULTI-TEST" SPEAKERS

ALL A.C. RADIOS AND ALL D.C. RADIOS can now be tested with this new versatile, compact test speaker. The Nokoil speaker used in this new Multi-Test requires no field excitation and allows easy checking of auto and battery radio receivers. There are slotted holes in the back so it may be hung on the test panel when used in the laboratory. All leads are brought out to the selector switches so that any desired setting may be had instantly. A slotted recess is provided on the back of the cabinet to hold the instruction card. The universal output transformer for matching all tubes is worked out so carefully as to give the minimum amount of distortion. There is also a universal voice coil transformer which has taps that coincide with the values of all common voice coil impedances. This permits the easy checking of those radio sets and amplifiers that have the output transformer built into the chassis. It also permits checking output transformers under actual operating conditions. The universal artificial field is designed with taps at practically all resistance values used in standard practice. This test speaker can also be used to check the filter circuit.
Built into a handsome steel carrying case with a soft suede finish that gives protection to the finest furniture, the Nokoil Multi-Test Speaker is indeed an instrument any engineer or service man can be proud of.

Model No.	Size Width	Size Height	Size Depth	Shipping Wt.	Std. Pkg.	Code Word	List Price
NKM6	9⅛"	11"	5½"	11 lbs. 7 ozs.	3	WICKL	$28.00

Copyright by U. C. P., Inc.

WRIGHT-DeCOSTER

SUEDE *LIFETIME MAGNET* CABINETS



Model WN8L

The smartest, most attractive speaker cabinet, providing unusual eye appeal with exceptional sound reproduction qualities. Modern in design and appearance. The soft suede finish, unlike wood, shows no dust . . . it does not crack . . . nor can it become loose or split from heat or cold. Truly the perfect cabinet.

SUEDE WALL CABINET

Colors: Taupe and light brown. The light brown grille blends perfectly with taupe cabinet. No metal trim is used on wall cabinets.
Uses: Ideal for schools, hotels, apartment houses, hospitals, public buildings and manufacturing plants; in fact wherever an external speaker is required.
Styles: Three types are available: first—wall mounting cabinet with back open; second—wall mounting with back closed (back half same finish as front half); third—wall mounting with two fronts (instead of front and back) so speaker cabinet can be mounted on edge and speaker heard in two directions.

SUEDE VEHICLE CABINET

Colors: Taupe and black. The black grille contrasts with the taupe cabinet in a most striking manner which is enhanced by the chrome plated metal ornaments at top and bottom.
Uses: Perfect for separate speaker for automobiles, trailers, buses, etc. Across the back of the cabinet is a heavy 4" metal strip with a single stud for mounting. Thus the cabinet carries the weight of the speaker eliminating the possibility of the pole piece shifting off center making the unit inoperative which often happens when the stud is screwed into the back of the speaker. The cabinet also has holes on the bottom for base mounting.

SUEDE CABINETS ONLY

Model No.		Width Inches	Height Inches	Depth Inches	Shipping Wgt. Lbs.	Std. Pkg.	Code Word	List Price
V8	Vehicle Cabinet	9 3/8	9 3/8	5	4 1/4	8	WAKKI	$ 4.25
W8	Wall Mounting Cabinet	9	9 1/4	4 1/8	2 1/4	8	WAJET	3.75
W8F	Wall Mounting Cabinet with feet	9	9 5/8	4 3/4	2 1/4	8	WHDGO	4.00
W8B	Wall Mounting Cabinet with Back	9 1/8	9 3/8	4 3/4	4 1/4	8	WAHO	4.25
W8BF	Wall Mounting Cabinet with Back & feet	9 1/8	9 5/8	4 3/4	4 1/4	8	WFITS	4.50
W8F2	Wall Mtg. with 2 Fronts (One in Place of the Back)	9 1/8	9 3/8	4 3/4	4 1/2	8	WAZAT	5.25
W10	Wall Mounting Cabinet	11 1/8	11 1/8	5	3	6	WEJKE	4.75
V10	Vehicle Cabinet	11 3/8	11 1/8	5 7/8	5 3/4	6	WELLO	5.25

SUEDE VEHICLE CABINET NOKOIL EQUIPPED

Model No.	Speaker Model No.	Speaker Size	Shpg. Wt. Lbs.	Standard Package	Code Word	List Price
VN8L	N8LU	8	6 1/2	8	WENIT	$ 9.85
VN8K	N8KU	8	7	8	WABAL	13.45
VN10L	N10LU	10	9 3/4	6	WAKIL	12.00
VN10K	N10KU	10	10 1/4	6	WETTO	15.50

SUEDE WALL MOUNTING CABINET NOKOIL EQUIPPED

WN8L	.....	N8LU	8	4 1/2	8	WOOHO	$ 9.35
WN8K	.....	N8KU	8	5	8	WEZPO	12.95
WN8LF	With Feet	N8LU	8	4 1/2	8	WNHF	9.60
WN8KF	With Feet	N8KU	8	5	8	WNSHF	13.20
WN8LB	With Back	N8LU	8	6 1/2	8	WNHB	9.85
WN8KB	With Back & Feet	N8KU	8	7	8	WNSHB	13.45
WN8LBF	With Back & Feet	N8LU	8	6 1/2	8	WNHBF	10.10
WN8KBF	With Back & Feet	N8KU	8	7	8	WHKBF	13.70
WN8KF2	With 2 Fronts	N8KU	8	7	8	WHKFB	14.45
WN10L	.....	N10LU	10	6 3/4	6	WYZOL	11.50
WN10K	.....	N10KU	10	7 1/4	6	WABZI	15.00

These cabinets have the new suede Izarine Finish which gives them the feel and appearance of suede. Special finish at a small additional cost.

NOTE: All above items packed 1 to individual carton. Universal transformers supplied as standard. Models may be had furnished with line matching transformer at no extra cost. Also furnished without transformer. Above suede cabinets may be equipped with electro-dynamic units.

HYFLUX MAGNETIC SPEAKERS

BAKELITE COIL FORM—METAL DUST PROOFING

The letters after model numbers: "A" indicate 7000 ohms no center tap for single output tubes . . . Letter "B" 10,000 ohms center tapped for pushpull and class B output tubes . . . Letter "C" 500-1000 ohms for public address use.

Model No.	Size Inches	Impedances	Depth Inches	Dia. Cone Brac. Ins.	Shipping Weight	Code Word	List Price
H6A	6	7,000 ohms	2 5/8	6 1/2	1 5/8 lbs.	WESEL	$4.00
H6B	6	10,000 ohms	2 5/8	6 1/2	1 5/8 lbs.	WESEU	4.00
H6C	6	500-1000 ohms	2 5/8	6 1/2	1 5/8 lbs.	WESEV	4.00
H8A	8	7,000 ohms	2 7/8	8 1/8	2 1/4 lbs.	WEARD	4.50
H8B	8	10,000 ohms	2 7/8	8 1/8	2 1/4 lbs.	WEARU	4.50
H8C	8	500-1000 ohms	2 7/8	8 1/8	2 1/4 lbs.	WEARV	4.50

Standard Package: 12.

NOKOIL EQUALIZER

Where regular Nokoil Speakers (not special "Talk-Bak" Series) are used as microphones, and good voice reproduction is as essential as high quality music reproduction, such as for radio program or centralized sound systems, a Nokoil Equalizer is required. . . . The standard equalizer is designed for 500 ohm lines. . . . Special impedance values available at slightly higher cost.

Model No.	Dimensions	Shpg. Wt.	Std. Pkge.	Code Word	List Price
EQ5	3 5/8" Long, 3 5/8" High, 2" Wide	2 1/4 lbs.	1	WESTI	$6.90

Copyright by U. C. P., Inc.

Jensen

FULL RANGE SOUND EQUIPMENT

Known all over the world for predominating high quality

NEW *Hypex* PROJECTORS

with *Annular Diaphragm* Unit

These new Jensen "Hypex" Projectors consist of a Type H "Hypex" Horn and Type U "Annular" Driver Unit. The "Hypex" Horn (Patents Pending) is a totally new Jensen development—not "exponential," but with an entirely new flare formula that gives increased efficiency in the region above acoustic cut-off. Two horn sizes give nominal cut-off values of 165 cps. and 140 cps., either of which can be used with any Type U "Annular" Driver Unit below.

Type U "Annular" Driver Units (U. S. Pat. 1,845,768), offered in equivalent Field Coil and PM designs, employ the exclusive Jensen "Annular" principle in which the dural diaphragm is clamped at periphery and center. This gives extra stability, greater freedom from harsh "breakup" sometimes encountered with "dome" diaphragms.

"Hypex" Projectors are especially suitable for speech reproduction, since response extends from the vicinity of acoustic cut-off to the 5,000 cycle region with greatest emphasis on middle highs that add "punch" and "carrying power." Commercially acceptable music reproduction, within the limitations of a l small reflex horns, is also provided. Sturdy steel encased unit, plus reflex horn construction insures dependable operation indoors and out, under all weather conditions. Finish is durable baked two-tone gray lacquer.

STANDS AND SUPPORTS

EA-6. Adjustable Stand. Sturdy cast fitting with three-leg base, for mounting projector on wall or other surface. Horizontal and vertical adjustment.
List Price **$5.00**

EA-7. Adjustable Support. Provides adjustment when projector is mounted on pipe mast. ¾ inch pipe thread both ends.
List Price **$3.75**

TYPE U "*Annular*" DRIVER UNITS

U-20. "Annular" Driver Unit. Permanent Magnet type. Rated at 15 watts average, 25 watts maximum, with normal voice or music input. 16-ohm voice coil. Internal screw terminals. Dustproof, screened sound chamber. Diameter, 6⅛". Depth, 3⅞". Shipping weight, 11 lbs. Specify ST-630.
List Price **$39.50**

UF-20. "Annular" Driver Unit. Field Coil type, 1250 ohms. Normal excitation, 10 watts from FS-10 or other Field Supply. Shipping weight, 12 lbs. Specify ST-631.
List Price **$39.50**

UF-20. "Annular" Driver Unit. Field Coil type for 6-volt (1.6 amp.) battery. Specify ST-632. List Price..... **$39.50**

Type H "*Hypex*" PROJECTOR HORNS

H-20. "Hypex" Horn only. Bell diameter, 20¾". Depth, 16⅜". Acoustical length, 4 feet. Nominal acoustic cut-off, 165 cps. Stand coupling flange tapped for ¾" pipe thread. Net weight, 11¼" lbs. Shipping wt., 18¼ lbs.
List Price **$28.50**

H-24. "Hypex" Horn only. Bell diameter, 24¾". Depth, 20⅛". Acoustical length, 5 feet. Nominal acoustic cut-off, 140 cps. Net weight, 14¾ lbs. Shipping wt., 21¾ lbs.
List Price **$35.00**

JENSEN Type "S" *Peri-Dynamic* Projector . . .

15-25 WATTS CAPACITY

These Projectors are complete assemblies of specially designed Driver Speaker and acoustic system utilizing the Peridynamic principle and correctly designed projector horn. Unusually good response is obtained in the 100-cycle region and high frequency response at good efficiency is maintained to 5500 cycles, thus especially qualifying these projectors for applications emphasizing music reproduction and naturalness in speech quality. Except for opening into horn, projector is completely weatherproofed, suitable for use indoors and out. Power rating is 15 watts average, 25 watts maximum, with normal voice or music input. Voice coil impedance, 8 ohms. Bell diameter, 24½". Overall length, 30". Shipping weight, 30 lbs. Complete with plugs for voice coil and field connections. Field coil designs require 10-watt normal excitation from battery or Field Supply Unit.

SPH-81. Projector, complete. PM Type. ST-633. List..... **$62.50**
SFB-81. Projector, complete. 1250 ohm field. ST-634. List.... **$62.50**
SFB-81. Projector, complete. 6 volt field. ST-635. List..... **$62.50**
All above Projectors are furnished complete with Driver Speaker, but LESS stand.

EA-5. Adjustable Stand. List **$5.00**

ST-570. Weatherproof Cover. For projector bell. List..... **$2.00**

Copyright by U. C. P., Inc.

Jensen

FULL RANGE SOUND EQUIPMENT

Known all over the world for predominating high quality



These New Coaxial Speakers bring you the high type of performance only obtainable in a properly designed and co-ordinated two-way reproducing system in which separate speakers handle most effectively their particular portion of the total frequency range. Low frequency performance depends also on the acoustic enclosure provided and Jensen Bass Reflex cabinets are recommended for best results.

The High Frequency Control Systems now furnished or available as accessories, enable you to take full advantage of the extended high frequency range on high quality program material, yet instantly adjust for most acceptable results when some distortion is present. Thus Jensen Coaxial Speakers become more nearly universal for quality, moderate-level reproduction . . . adaptable to a wider range of circumstances and preferences.

HIGH FREQUENCY RANGE CONTROL FURNISHED WITH JAP-60 AND JHP-52

Previously, frequency range controls have been limited to the most expensive types of two-way reproducing systems. Now Jensen engineers have developed a new method of adjusting the high-frequency cut-off which is incorporated in the high channel of a two-channel frequency dividing network. This system is offered for the first time on JAP-60 and JHP-52 Coaxial Speakers, A40-1 Network, and on reproducers incorporating these speakers. A 4-position switch on an extension cable provides choice of four cut-off frequencies, corresponding to typical high-quality single speaker performance as the lower limit, the full range of the coaxial speaker as the upper limit, and two intermediate values.

A control of this type permits the full extended-range performance of the coaxial speaker to be utilized on distortion-free program material, while limited-range performance is immediately available when needed for low and medium quality input such as worn lateral records, overmodulated AM radio, and the like. Control knob is installed on right side of cabinet on complete reproducers.

JAP-60 *(15-Inch)* This coaxial speaker is a high efficiency model ideally suited for such professional applications as FM-AM broadcast monitoring, transcription playback and the like. Efficiency is approximately 3 db higher than that of other 15-inch models listed. Response, when installed in suitable enclosure such as a Bass Reflex cabinet, extends smoothly from 50 to 12,000 cps, with a substantial contribution in the 15,000-cycle region. High Frequency Range Control switch lowers cut-off in four steps to suit program quality. Two channel network effects frequency division at 4,000 cps, with a cut-off slope of 10-12 db per octave. While intended for moderate level operation, maximum power input rating is 14-15 watts. Input impedance, 500 ohms. H.F. Control Switch is furnished complete with knob and escutcheon. Shipping weight, 23½ lbs. Specify ST-600.

List Price $70.00

JHP-52 *(15-Inch)* Unqualifiedly recommended for all general applications requiring extended range high fidelity reproduction. Fully equivalent to the JAP-60 in every essential respect, differing only in efficiency which has been lowered slightly to a value suitable for average use at lower cost. Excellent for high quality FM-AM radio receivers, phonograph reproducers, monitoring and similar applications. Complete with H.F. Range Control Switch on extension cable, escutcheon and knob. Input impedance, 500 ohms. Power rating 12 to 14 watts. Specify ST-601.

List Price $49.50

HIGH QUALITY OUTPUT TRANSFORMERS

These transformers are designed to match push-pull output tubes to 500 ohms (JAP-60 and JHP-52). No voice coil taps provided. Output is ± 1 db from 30 to 15,000 c.p.s. Encased in metal can; will not mount directly on speakers.

Z 3155—(3,000 C.T. to 500) Z 3156—(5,000 C.T. to 500)
Z 3157—(10,000 C.T. to 500)

List Price ..... $9.25†

Q8P HIGH-FREQUENCY SPEAKER

As used in 15" coaxials. Designed to reproduce the high frequencies from 4,000 to 15,000 cps., when used with dividing network (such as A40-1) and suitable low frequency speaker. Impedance, 16 ohms. Overall diameter, 5½". Depth, 3⅝". P.M. design.
Q8P. H.F. Speaker. ST-589.

List Price $13.00

ST-605. Mounting Arms. Set of 4 as used on 15" coaxials.
List Price $1.00

A40-1 NETWORK

This uniquely designed two-channel network is offered to those who wish to assemble their own two-way speaker systems, or add a high-frequency speaker to an existing single speaker. Frequency division is at 4,000 cps., with an atenuation outside pass band of 10-12 db per octave. Low frequency channel will accommodate any suitable 8 ohm 12" or 15" speaker. High channel takes one to four Q8P High Frequency Speakers (16, 8 and 4 ohm taps). Input, 500 ohms. High Frequency Range Control Switch feature included. Specify ST-604.

List Price $26.00

JCP-40 *(12-Inch)* COAXIAL SPEAKER



The JCP-40 is a new member of the Jensen coaxial family. It makes available at a new low cost the extended range performance inherent in a correctly designed combination of low and high frequency speakers. Physically interchangeable with any full-size 12" conventional speaker, it is an ideal replacement and modernizing unit. In a suitable enclosure (such as Jensen "Bass Reflex") the JCP-40 gives effective reproduction of the frequency range from 50 to 10,000 cycles with some contribution even in the 12,000-cycle region. Simplified low-cost bridging network is incorporated. Terminals are provided so that accessory ST-606 High Frequency Level Control may be added by purchaser if desired. Voice coil impedance, 6 ohms. Power rating, 8 to 10 watts. PM design. Specify ST-603.

JCP-40. Coaxial Speaker. List Price $29.50

Accessory H. F. Level Control for JCP-40

A simplified system of fidelity control which can be added by the purchaser to the JCP-40 Coaxial Speaker has been developed. This consists of a properly designed continuously variable resistance network which is easily connected to terminals provided for this purpose on the speakers. The control permits the user to adjust the level contributed by the high frequency speaker, thus permitting instant accommodation to program quality and listener preference. Control can also be used as general purpose 16-ohm 15-watt level control. ⅜" bushing 1" long for mounting on heavy cabinets. Complete with antique bronze escutcheon and brown bakelite knob.

ST-606. High Frequency Level Control. List Price $4.00

Copyright by U. C. P.

Jensen

FULL RANGE SOUND EQUIPMENT

Known all over the world for predominating high quality

HIGH FIDELITY REPRODUCERS

with Bass Reflex

FURNITURE AND UTILITY MODELS - - COAXIAL AND SINGLE RADIATOR TYPES



TYPE "CR" REPRODUCERS

Type "CR" Reproducers combine arresting beauty and distinction with outstanding performance at moderate cost. They are ideal for broadcast and recording monitoring and audition on FM or AM, for FM-AM receivers, high quality record reproduction, and many other professional and home applications. Cabinets are handsomely styled, suitable for practically any environment, and are well constructed of beautiful striped walnut.

Choice of coaxial or single radiator types is available, with performance in accordance with descriptive data on speakers, each having provided the ideal acoustic environment in a beautiful properly designed Bass Reflex Cabinet. Coaxial reproducers are equipped with high frequency control knob on right side of cabinet. CA-15 cabinet is 27¾" wide, 31½" high, 14" deep. CA-12 is 27¾" wide, 31½" high, 12" deep.

Reproducer	Stock No.	Cabinet	Speaker	Input Impedance	List Price
CRJ-60‡	ST-610	CA-15	JAP-60	500 ohms	$61.50
CRT-12	ST-577	CA-12	PM12-CT	6 ohms	62.25
CRT-12G*	ST-637	CA-12	G12-RT	6 ohms	77.25
CRJ-40‡	ST-607	CA-12	JCP-40	6 ohms	100.50
CRJ-52‡	ST-609	CA-15	JHP-52	500 ohms	121.00

* 105-120 V. 60 cy. model, complete with Field Supply, A.C. cord and switch.
‡ Coaxial Reproducer, complete with High Frequency Control.

TYPE "MT" REPRODUCERS

Type "MT" Reproducers give performance in every way equivalent to that of more expensive corresponding types. Cabinets are durably constructed of plywood and finished in two-tone brown lacquer. Reproducers incorporate speakers from 8-inch single radiator to 15-inch coaxial sizes, answering every demand for the finest performance in attractive but unpretentious cabinetry.

All "MT" Reproducers of course incorporate Bass Reflex for maximum extension of low frequency response. For data on performance of particular reproducers, refer to description of speakers incorporated in reproducer. Coaxial models are equipped with high frequency control knob on right side of cabinet. MT-81 cabinet: 17¼" by 23⅜" by 11". MT-121: 23¼" by 30⅛" by 12⅝". MT-151: 25" by 33¼" by 13⅝".

Reproducer	Stock No.	Cabinet	Speaker	Input Impedance	List Price
MT-8C	ST-559	MT-81	PM8-CT	6 ohms	$34.60
MT-8G*	ST-638	MT-81	G8-RT	6 ohms	39.85
MT-12C	ST-571	MT-121	PM12-CT	6 ohms	48.50
MT-12G*	ST-639	MT-121	G12-RT	6 ohms	50.25
MTJ-40‡	ST-611	MT-121	JCP-40	6 ohms	64.25
MTJ-52‡	ST-613	MT-151	JHP-52	500 ohms	84.75

* 105-120 V. 60 cy. model, complete with Field Supply, A.C. cord and switch.
‡ Coaxial Reproducer, complete with High Frequency Control.



New "Sector-Speaker"..*a Modern, Multi-Purpose High Fidelity Reproducer*



FUNCTIONALLY DESIGNED TO SOLVE SPACE AND POSITION PROBLEMS

Because it is functionally designed to fit into corners . . . occupy minimum space . . . blend into surfaces . . . the new, modern "Sector Speaker" provides wider latitude, new convenience in installation. The "Sector Speaker" has the form of a quarter cylinder requiring less than 1 square foot of floor space. The unit fits into most any 90-degree corner formed by sidewalls, ceiling or floor. Mounted horizontally, sound is projected downward at 45 degrees. Two units combined form semi-cylinder, blend attractively into wall and provide wide angle sound distribution. Reproducers listed incorporated the famous PM8-CT (and field coil equivalent G8-RT) extended-range high-fidelity speakers which, in the "Sector" Bass Reflex enclosure, effectively reproduce the full 50 to 10,000-cycle range. Suitable for broadcast monitoring and other applications requiring moderate level extended-range reproduction. Plywood construction, finished in two-tone brown lacquer. Height, 28". Radius, 13". Power input rating, 6 watts. 6-ohm voice coil.

AB-20. "Sector Speaker." PM type. ST-615. List Price..... $39.75
AB-20. "Sector Speaker." For 105-120 v. 60-cy. operation. Complete with Field Supply, AC cord and switch. ST-640. List Price..... $45.00

Copyright by U. C. P., Inc.

Jensen

FULL RANGE SOUND EQUIPMENT

Known all over the world for predominating high quality

"Standard" SPEAKERS . . . *For General Applications*



Exceptionally good speakers for use in radio receivers, low power public address and the like. Not to be confused with many cheaply made inefficient speakers. All speakers are completely dust-proofed and all are supplied less transformer but with facilities permitting easy attachment of the transformers listed on page D-25. Mounting dimensions are standard R.M.A. All field coil models (except 6 volt types) have bucking coil.

WITH FIELD COIL

	Model	Stock No.	Input Impedance	FIELD COIL Watts	FIELD COIL Resistance	Watts	*List Price
4"	H4-S	ST-537	4	1½	450	3	$3.20
	H4-S	ST-538	4	1½	1000	3	3.20
	H4-S	ST-539	4	1½	3000	3	3.20
5"	H5-S	ST-426	4500	2	3000	3	4.25
	H5-S	ST-427	4	2	2750	3	3.30
	H5-S	ST-558	4	2	1800**	3	3.30
	H5-S	ST-449	4	2	1000	3	3.30
	H5-S	ST-450	4	2	450	3	3.30
	H5-S	ST-428	4	2	6 volt	3	3.30
6"	H6-S	ST-429	4	3	2750	3	3.60
	H6-S	ST-430	4	3	1800**	3	3.60
	H6-S	ST-431	4	3	1000	3	3.60
	H6-S	ST-451	4	3	450	3	3.60
	H6-S	ST-432	4	3	6 volt	3	3.60
	E6-RS	ST-565	4	4	2500***	5	5.00
	E6-RS	ST-566	4	4	1800**	5	5.00
	E6-RS	ST-567	4	4	1000	5	5.00
	E6-RS	ST-568	4	4	6 volt	5	5.00
8"	F8-RS	ST-433	4	4	2500	4	4.70
	F8-RS	ST-434	4	4	1800**	4	4.70
	F8-RS	ST-435	4	4	1000	4	4.70
	F8-RS	ST-436	4	4	6 volt	4	4.70
	D8-RS	ST-437	4	5	2500***	6	5.50
	D8-RS	ST-438	4	5	1800**	6	5.50
	D8-RS	ST-439	4	5	1000	6	5.50
	D8-RS	ST-616	4	5	6 volt	6	5.50
10"	G10-RS	ST-440	6	8	2500	8	8.25
	G10-RS	ST-441	6	8	1250***	8	8.25
12"	G12-RS	ST-469	6	9	2500	8	10.20
	G12-RS	ST-470	6	9	1250***	8	10.20

WITH PERMANENT MAGNET

	Model	Stock No.	VOICE COIL Impedance	VOICE COIL Watts	†Gap Energy	*List Price
4"	PM4-FS	ST-540	4	2	.212	$3.45
5"	PM5-FS	ST-443	4	2½	.212	3.50
	PM5-DS	ST-522	4	3	.337	5.50
6"	PM6-ES	ST-445	4	3½	.360	4.40
	PM6-DS	ST-455	4	4	.497	5.80
	PM6-GS	ST-646	6	5	.985	7.20
8"	PM8-ES	ST-569	4	4	.251	5.15
	PM8-DS	ST-461	4	5	.663	6.30
	PM8-GS	ST-523	6	7	.985	7.70
10"	PM10-GS	ST-466	6	8	.985	8.80
12"	PM12-GS	ST-475	6	9	.985	11.00

* List Prices are less Transformer, except H5-S ST-426 which includes transformer for Single 43 tube.
** Tapped at 300 ohms. *** Correct field resistance for Jensen FS-10, Field Supply.
† Gap energy expressed here in millions of ergs; indicates relative efficiency of speaker.

TRANSFORMERS AND DESIGN DATA

TRANSFORMERS . . . SPECIAL DESIGNS

Transformers are listed on page D-25 in both fixed and adjustable impedance types, and are shipped separately. There is a minimum charge of 50c list for special speaker designs, including attachment of transformer.

VOLUME CONTROLS

These "L Pad" type volume controls are highly satisfactory for use in voice coil circuits. Complete with pointer knob and escutcheon.

ST-276	For 6 ohm v.c. 5-watt rating	List $1.75
ST-411.	For 8 ohm v.c. 15-watt rating	List $4.00
ST-606.	For 16 ohm v.c. 15-watt rating	List $4.00

Copyright by U. C. P., Inc.

Jensen

FULL RANGE SOUND EQUIPMENT

Known all over the world for predominating high quality

Concert SPEAKERS

These are heavy-duty highly efficient speakers and are widely used for Public Address and high quality Radio and Phonograph applications. All Speakers are designed so that they may be used in the Jensen BASS REFLEX Enclosures and Cabinets. All field coil models have bucking coils.

Facilities are provided for easily attaching any of the transformers listed on page D-25. Speakers are supplied without transformers attached unless specifically ordered, in which case increase list price by $1.00, plus list price of transformer. For special field coils, increase speaker list price $1.00.



WITH PERMANENT MAGNET

	Model	Stock No.	—Voice Coil— Imped.	Watts	†Gap Energy	List Price
8"	PM8-C	ST-230	6	8	1.36	$11.00
10"	PM10-C	ST-246	6	9	1.36	13.50
12"	PM12-C	ST-250	6	10	1.36	15.50
	PM12-H	ST-476	8	12	2.54	23.50
	A12-PM	ST-257	8	15	7.57	41.00

WITH FIELD COIL

	Model	Stock No.	Voice Coil Imp.	Watts	—Field Coil— Resist.	Watts	List Price
8"	C8-RS	ST-457	8	8	2500	8	$11.25
	C8-RS	ST-594	8	8	1250***	8	11.25
10"	C10-RS	ST-463	8	9	2500	8	11.75
	C10-RS	ST-464	8	9	1250***	8	11.75
12"	C12-R	ST-172	8	10	2500	8	12.75
	C12-R	ST-176	8	10	1250***	8	12.75

*** Correct field resistance for Jensen FS-10. Field Supply. See page D-24 for data on Field Supply Units.

† Gap Energy, expressed in millions of ergs, indicates relative efficiency of speakers.

	Model	Std. Fi.	*Hi. Fi.	Voice Coil Imp.	Watts	—Field Coil— Resist.	Watts	List Price
12"	B12-X	ST-343	ST-480	8	12.5	2500	10	20.50
	B12-X	ST-345	ST-479	8	12.5	1250***	10	20.50
	A-12	ST-331	ST-337	8	15	860	14	25.00
	A-12	ST-333	ST-339	8	15	2500	14	25.00
	A-12	ST-335	ST-341	8	15	5400**	14	25.00
15"	B15-X	ST-315	ST-314	8	15	2500	10	23.00
	B15-X	ST-319	ST-318	8	15	1250***	10	23.00
	A-15	ST-311	ST-310	8	17	860	14	29.50
	A-15	ST-307	ST-306	8	17	2500	14	29.50
	A-15	ST-487	ST-488	8	17	5400**	14	29.50

** Correct field resistance for Jensen FS-1, FS-4 and FS-5 field supplies (300 volts).

* High Frequency Response extended to 7500 cps. NOT recommended for General P.A. applications.

SPECIAL EXTENDED RANGE — HIGH FIDELITY SPEAKERS

For those applications where high fidelity performance extending to 10,000 cps. is required, these Special Extended Range High Fidelity Speakers are recommended. Power handling capacity is limited by permissible distortion. They are designed for home and studio use and will accommodate indoor audiences on the order of 100 people. They are highly qualified for monitoring in broadcast stations and for high fidelity reproduction of voice at relatively low levels.



	Model	Stock No.	—Voice Coil— Imped.	Watts	—Field— Resistance	Watts	List Price
8"	G8-RT	ST-562	6	5	2500	8	$11.00
	G8-RT	ST-595	6	5	1250***	8	11.00
	PM8-CT	ST-560	6	5	Permanent Magnet		12.75
10"	G10-RT	ST-596	6	6	2500	8	11.50
	G10-RT	ST-597	6	6	1250***	8	11.50
12"	G12-RT	ST-573	6	7	2500	8	12.50
	G12-RT	ST-598	6	7	1250***	8	12.50
	PM12-CT	ST-572	6	7	Permanent Magnet		17.75

*** Correct field resistance for FS-10 Field Supply Unit.

JENSEN AUDITORIUM SPEAKERS

These Auditorium Speakers are undeniably the best known and respected high quality loud speakers available. Series M are recommended as general purpose units. Series V was designed with greatest emphasis on reproduction of voice, but in accomplishing this, bass response has not been sacrificed.

WITH PERMANENT MAGNET

	Model	Stock No.	—Voice Coil— Impedance	Watts	List Price†
18"	PMJ-18	ST-541	8	25	$175.00
	PVJ-18	ST-542	8	25	175.00

WITH FIELD COIL

	Model	Stock No.	—Voice Coil— Imped.	Watts	Field Coil	List Price†
14"	M-20	3063	8	20	*300 volt	$66.00
	V-20	3162	8	20	*300 volt	66.00
	M-10	3005	8	20	110 V. 60 Cy. AC	89.00
	V-10	3105	8	20	110 V. 60 Cy. AC	89.00
18"	M18-DC	5812	8	25	*300 volt	$77.00
	V18-DC	5912	8	25	*300 volt	77.00
	M18-AC	5801	8	25	110 V. 60 Cy. AC	99.00
	V18-AC	5901	8	25	110 V. 60 Cy. AC	99.00

*These fields, (3000 ohms) may be excited from Jensen Model FS-1, FS-4 and FS-5 Field Supplies; other resistance values available on special order at $3.00 increase in List Price.



Copyright by U. C. P., Inc.

Jensen

FULL RANGE SOUND EQUIPMENT

Known all over the world for predominating high quality



MT CABINETS
BR ENCLOSURES

CA CABINETS

VO ENCLOSURES

No. 3000 and 4000
CABINETS

JENSEN *Enclosures* . . . BASS REFLEX . . . PERI-DYNAMIC

The **BASS REFLEX** principle introduced four years ago by JENSEN is now a byword in the industry. For those who desire the maximum performance from a loudspeaker we recommend these cabinets employing **BASS REFLEX**. Through the use of this principle extra octaves of low frequency performance are available to an extent not possible even with an infinite baffle. A "BR" enclosure will improve the performance of any loudspeaker. For maximum value, however, we always recommend that the speaker be designed for Bass Reflex use. All Jensen Concert, Special and Auditorium Speakers (see page D23) are designed so that they may be used in Bass Reflex enclosures.

TYPE CA CABINETS

Type CA Cabinets are arresting in distinctive beauty of form and finish. Beautifully-grained genuine striped walnut paneling, and attractive styling, make these cabinets suitable for practically any environment in studio, home, or institution. The Jensen Base Reflex principle is of course employed. Two sizes are offered to accommodate twelve inch and fifteen-inch speakers. CA cabinets are an ideal choice for housing high-performance speakers such as the new extended-range high-fidelity coaxial units. They can of course be used for single radiator speakers with outstanding results.

Model	For Speaker Size	Dimensions	List Price
CA-12	12"	27¾"x31½"x12"	$41.50†
CA-15	15"	27¾"x31½"x14"	48.75†

TYPE MT CABINETS

For those who desire an inexpensive but durably constructed plywood cabinet employing Bass Reflex we now offer the type MT cabinet. These are identical in performance and construction to the well known type BR enclosures but are shipped completely assembled.

Model	For Speaker Size	Dimensions	List Price
MT-81	8"	17¼"x23⅜"x11"	$20.55†
MT-121	12"	23¼"x30⅛"x12⅝"	28.50†
MT-151	15"	25" x33¼"x13⅝"	33.00†

TYPE BR ENCLOSURES (Unassembled)

We think an unusually effective compromise has been made between appearance, performance and low cost in these model BR Bass Reflex enclosures. Durably constructed of plywood, finished in rich brown lacquer with contrasting trim. Shipped knocked-down for economy, but easy to assemble.

Model	For Speaker Size	Dimensions	List Price
BR-81	8"	17¼"x23⅜"x11"	$18.90
BR-101	10"	21½"x28" x12⅛"	23.50
BR-121	12"	23¼"x30⅛"x12⅝"	26.50
BR-151	15"	25" x33¼"x13⅝"	31.00
BR-181	18"	27¾"x36" x15⅜"	39.25

TYPE VO ENCLOSURES (Unassembled)

In these enclosures the low frequency response has been purposely attenuated since they are intended primarily for the reproduction of speech. They are accordingly recommended for paging, announcing, and any application involving principally voice reproduction. Constructed of plywood and finished in neutral gray lacquer. Shipped knocked down in the interests of economy.

Model	For Speaker Size	Dimensions	List Price
VO-8	8"	9¾"x11⅞"x 6½"	$ 8.70
VO-10	10"	11¾"x14¼"x 7½"	10.00
VO-12	12"	13¾"x16¾"x 9⅝"	12.50

WALL MOUNTING CABINETS

Model 3000 Cabinets are heavily built of hardwood panels finished in ebony black lacquer with natural walnut trim. They are designed for surface mounting on a wall and are recommended for school room, hotel room and extension speaker use. Will accommodate an 8" speaker. The front panel is equipped with three knock-out buttons so that volume controls and selector switches as required may be installed if desired. Model 4000 is larger but otherwise similar. It accommodates a 12" speaker and employs the Bass Reflex principle.

Model	For Speaker Size	Dimensions	List Price
3000	8"	12⅛"x16½"x 8"	$11.25
4000	12"	20" x30" x14¾"	35.00†

FIELD SUPPLIES

Ratings from 10 to 120 Watts

FS-10. Field Supply. Small and inexpensive, yet conservatively designed. May be mounted on amplifier chassis or in speaker cabinet. Easily wired to A.C. line and field from under-chassis lugs. Will supply 10 watts of field power to a 1250-ohm field. For example, it will supply 1-B12X ST-345, 1-UF-20 ST-631 or 2-E6RS ST-565, etc. Complete with 117-Z6GT tube.
List Price $6.25

FS-11. Field Supply will fully excite two 10 watt 1,250-ohm fields in series, such as UF-20 ST-631, SFB-81 ST-634, AP-20 ST-642, B12-X ST-345, etc. Will also acceptably excite one Jensen Auditorium speaker (3000-ohm field) or two A-12 speakers with 5400-ohm fields in parallel. Has Hi-Lo tap. Complete with type '80 rectifier tube.
List Price $15.00

FS-10 FS-11

FS-1. Field Supply. Ruggedly constructed and conservatively rated. Will deliver 45 watts continuously. D.C. voltage output, 300 volts at full load. Equipped with fuse, terminal strips and Hi-Lo switch to control output. Has unusually low hum level at rated load. Complete with 5Z3 rectifier tube.
List Price ..... $34.00†

FS-5. Field Supply. Similar in construction to model FS-4. Power output, 60 watts. Delivers 200 ma. at 300 volts. Equipped with twist lock plugs and receptacles for both A.C. input and D.C. output. 1.5% ripple voltage at rated output. Complete with 5Z3 tube.
List Price ..... $45.00†

FS-4

FS-4. Field Supply. A heavy duty unit with exceptionally good power regulation. 1% ripple voltage at full 120 watts output. D.C. voltage output, 300 volts at 400 ma. at full load. Supplied with twist lock plugs and receptacles for both A.C. input and D.C. output. Has Hi-Lo switch. Complete with 2 5Z3 rectifier tubes.
List Price ..... $62.50†

All Jensen Field Supplies are designed for 105-120 volt 60 cycle operation only.

Copyright by U. C. P., Inc.

Jensen

FULL RANGE SOUND EQUIPMENT

Known all over the world for predominating high quality

TRANSFORMERS FOR JENSEN SPEAKERS

ADJUSTABLE IMPEDANCE TRANSFORMERS

All Jensen Speakers are offered, (1) Less input transformer, (2) With input transformer. Those speakers carried in our stock for immediate shipment are less transformer, but any speaker may be shipped complete with transformer attached when the proper transformer is specified. In such cases add the price of the transformer to the price of the speaker plus the extra charge for attachment of transformer. ($0.50 for Standard Series; $1.00 for all others.) The best way to order speakers is to order them less input transformer and then select the proper transformer from the list on this page. All speakers and transformers are arranged so that you can easily complete the assembly.

MODEL "X"

These transformers are for matching conventional "plate" impedance values. See illustration at right and observe how easily the adjustments are made with flexible lead and pin tip jack. Impedance values are voice coil, 4,500, 7,000, 10,000 and 14,000 ohms and all except voice coil may be center tapped for push pull tubes.

Stock No.	Size	Voice Coil	For Use on Model	List Price
ZX1002	¾ x ¾	8	C8RS, C10RS, C12R	$3.10
ZX1004	¾ x ¾	6	PM8C, PM12C, G12RS, PM12GS	3.10
ZX1005	⅞ x ⅞	8	PM12H, A12PM, B12X, A12, B15X	4.15
ZX1007	1 x1	8	A15	6.50
ZX1012	⅞ x ⅞	6	G8RT, G10RT, G12RT, PM8CT, PM12CT, MT8 CRT-12, Section Speaker, JCP-40, MT12	4.15
ZX3000	1 x1¼	8	All Auditorium Speakers	12.00†

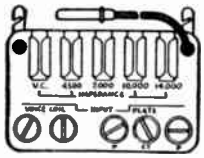

MODEL "X"

MODEL "Y"

Model Y is the same as Model "X" except it is for matching "line" impedance values; 500, 1000, 1500, 2000, and voice coil. See illustration at right.

Stock No.	Size	Voice Coil	For Use on Model	List Price
ZY2001	¾ x ¾	6	PM8C, PM12C, G12RS, PM12GS	$3.10
ZY2002	¾ x ¾	8	C8RS, C10RS, C12R, PAH8, SPH81, SFB81, FAB8	3.10
ZY2003	⅞ x ⅞	8	PM12H, A12PM, B12X, A12, B15X	4.15
ZY2005	1 x1	8	A15	6.50
ZY2007	⅝ x ¾	4	E6RS, D8RS, PM8DS, PM6DS, PM5DS	2.25
ZY2008	⅝ x ¾	6	G10RS, PM10GS, PM8GS, PM6GS	2.25
ZY2009	⅞ x ⅞	6	G8RT, G10RT, G12RT, PM8CT, PM12CT, MT8 CRT-12, Sector Speakers, JCP-40, MT12	4.15
ZY4000	1 x1¼	8	All Auditorium Speakers	12.00†

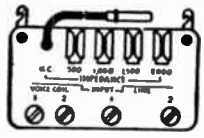

MODEL "Y"

MODEL "P" AND "L"

These Transformers have somewhat less convenient method for making adjustments in the terminal board since a soldering iron is required. But they are lower priced than Models "X" and "Y" and when used in proper application are perfectly satisfactory. Center tap is provided on Types ZP-1021 and ZP 1022, not on others. ZP-1020 and ZL-2020 illustrated at right.

Stock No.	Size	Voice Coil	For Use on Model	List Price
ZP-1020	½ x ½	4	H4S, H5S, H6S, F8RS, PM4FS, PM5FS, PM6ES, PM8ES	$1.45
ZP-1021	⅝ x ¾	4	E6RS, D8HS, PM8DS, PM6DS, PM5DS	2.00
ZP-1022	⅝ x ¾	6	G10RS, PM10GS, PM8GS, PM6GS	2.00
ZL-2020	½ x ½	4	H4S, H5S, H6S, F8RS, PM4FS, PM5FS, PM6ES, PM8ES	1.45

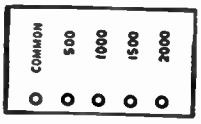

MODEL "L"

FIXED IMPEDANCE TRANSFORMERS

It is easy to select the proper fixed impedance transformer for any Jensen speaker from the list below. If a design is required not included in the list give complete information regarding primary and voice coil impedance plus the size transformer wanted. Increase list price of transformer 25% for special designs. Example, list price of ¾ x ¾ transformer in special design is $1.70 plus 25%

Stock No.	Ohms Impedance	For Speaker Models	List Price
	Size ½x½		
Z2359	500 to 4		
Z2360	1500 to 4		
Z2253	2500 to 4	H4S, PM4FS	
Z2254	4500 to 4	H5S, PM5FS	
Z2361	*4500 to 4	H6S, PM6ES	$0.95
Z2255	7000 to 4	F8RS, PM8ES	
Z2256	10000 to 4	AP-10, AP-11	
Z2382	*10000 to 4		
Z2383	25000 to 4		
Z3051	4 to Grid	AP-10, AP-11	$1.15
	Size ⅝x¾		
Z2364	500 to 4		
Z2365	1500 to 4		
Z2366	2500 to 4		
Z2542	*3000 to 4	PM6DS	
Z2367	4500 to 4	E6RS, D8RS	
Z2368	*4500 to 4	PM8DS, PM5DS	1.45
Z2369	7000 to 4		
Z2370	10000 to 4		
Z2371	*10000 to 4		
Z2372	25000 to 4		
	Size ⅝x¾		
Z2373	500 to 6		
Z2374	1500 to 6		
Z2375	2500 to 6		
Z2376	4500 to 6	PM8GS, PM6GS	
Z2377	*4500 to 6	G10RS, PM10GS	$1.45
Z2378	7000 to 6		
Z2379	10000 to 6		
Z2380	*10000 to 6		
Z2381	25000 to 6		
	Size ¾x¾		
Z1630	500 to 8		
Z2383	*3000 to 8		
Z1879	*4500 to 8	C8RS, C10RS	
Z1880	7000 to 8	C12R	$1.70
Z2384	*10000 to 8		
Z1881	*14000 to 8		
	Size ¾x¾	PAH8, FAB8	
Z2800	500 to 8	SPH81, SFB81	$1.70

Stock No.	Ohms Impedance	For Speaker Models	List Price
	Size ¾x¾		
Z1520	500 to 6		
Z2209	*3000 to 6		
Z2382	4500 to 6	PM8C, G12RS	
Z1643	*4500 to 6	PM12GS, PM12C	$1.70
Z1642	7000 to 6		
Z1680	*10000 to 6		
Z1582	*14000 to 6		
	Size ⅞x⅞		
Z2666	500 to 6	G8RT, PM8CT	
Z2711	*3000 to 6	G10RT, G12RT	
Z2727	*4500 to 6	PM12CT, MT12	$2.50
Z2692	7000 to 6	CRT12, JCP40	
Z2813	*10000 to 6	Sector Speaker	
Z2726	*14000 to 6	MT-8	
	Size ⅞x⅞		
Z1882	500 to 8		
Z1971	*3000 to 8		
Z2385	*5000 to 8	B12X, A12	
Z1884	*6600 to 8	PM12H, A12PM	2.50
Z1885	7000 to 8	B15X	
Z1886	*10000 to 8		
Z1887	*14000 to 8		
†Z3097	500 to 16	Hypex	$5.00
	Size 1x1		
Z1888	500 to 8		
Z2386	*3000 to 8		
Z2387	*5000 to 8		
Z1890	*6600 to 8	A15	$4.25
Z2388	7000 to 8		
Z1891	*10000 to 8		
Z2241	*14000 to 8		
	Size 1x1¼		
Z1892	500 to 8	Auditorium	$5.75†
†Z777	500 to 4	Speakers	9.25†
†Z780	500 to 8		9.25†
	Size 1¼x1¼		
†Z2731	500 to 8 or 16	Hypex and Auditorium	$13.00†

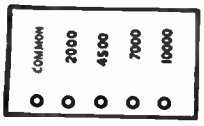

MODEL "P"

* Center Tapped.

† Encased in Metal can; will not mount directly on speaker.

Copyright by U. C. P., Inc.

Jensen

FULL RANGE SOUND EQUIPMENT

Known all over the world for predominating high quality

JENSEN *Speech Master* REPRODUCERS

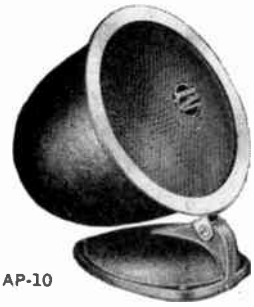

AP-10

Phone Communication: For amateur, commercial, police, aviation, as separate unit or integral equipment.

C W Telegraph: Aids selectivity, helps signals over-ride QRM and QRN. Husky voice-coil to withstand keying transients.

Intercom and PA: For modern Intercom, Paging and PA at moderate levels. Good "talk-back" performance.

Short-Wave Listening: Better than your regular speaker. Can be used on any receiver.

5-Watt "AP-10, 11" for DESK AND PANEL

The truly remarkable performance of these new "Speech Masters" is due to the Peri-Dynamic principle and special radiating system. Normal room level requires less than 0.5 watt input; maximum rating of 5 watts on speech insures **dependability**. Speech reproduction is especially clear, crisp, intelligible . . . yet if required, music can be reproduced with better quality than that of the average "midget" radio.

Extra-sturdy construction, overall mechanical protection, double dust-proofing, beautiful streamlined design, exceptional acoustic performance . . . all these combine to set AP-10 and AP-11 "Speech Masters" entirely apart from conventional speakers.

AP-10 Desk Type "Speech-Master." Permanent Magnet design. For desk or wall mounting. Complete with "tilt" adjustment and base. Double dust-proofed, fully enclosed and protected. Internal mounting bracket for ½" x ½" transformer. R.C. cord 36" long. Height 6¾"; depth 5⅛"; diameter 5". Shipping weight, 5¼ lbs. Attractive Hammered Gray finish.

AP-10 ST-590. (4 ohm v.c.). List $10.95

AP-10 ST-591. (45 ohm v.c.). List 10.95

AP-11 Panel Type "Speech-Master." Similar to AP-10 less base and swivel bracket. Has clearance eyelets for mounting screws. Mounts in 4 27/64" cut-out, extends 4½" inside panel (from front surface). Screws and drilling template included. Shipping weight, 3¾ lbs.

AP-11. ST-592. (4 ohm v.c.). List $8.90

AP-11. ST-593. (45 ohm v.c.). List 8.90

AP-11

6-Watt "AR-10" REFLEX SPEECH MASTER FOR GENERAL APPLICATIONS

This new Jensen reflex type "Speech Master" has many applications for paging, intercom and call systems operating at medium levels under moderate noise conditions. Specially designed reflex horn increases efficiency in mid-frequency range, giving added effectiveness and "punch" to speech quality. Though not classified as a strictly weatherproof device, reflex construction prevents direct access of rain and snow to speaker diaphragm. Voice coil impedance, 4 ohms or 45 ohms. Power rating, 6 watts. Internal space for ½" by ½" transformer (designs stocked for 4-ohm v.c. only). Overall diameter 10". Depth, 8". Complete with mounting bracket. P.M. design.

AR-10. "Speech Master." 4 ohm v.c. ST-643. List Price $16.50

AR-10. "Speech Master." 45 ohm v.c. ST-644. List Price 16.50

25-Watt "AP-20" SPEECH MASTER FOR HIGH-LEVEL PAGING AND CALL SYSTEMS

The AP-20 "Speech Master" is heavy-duty unit for high level paging and call systems in noisy industrial installations. Rated maximum input, 25 watts. Voice coil impedance, 8 ohms. Furnished with eyebolt for overhead suspension but less EA-5 stand required for wall mounting. Separable plug for voice coil connections. Overall diameter 13½". Depth 9".

AP-20. "Speech Master." PM design. ST-641. List Price $45.00

EA-5. Adjustable Stand. List Price 5.00

PAH-8. Driver Speaker only. PM design. ST-563. List Price $20.00

FAB-8. Driver Speaker only. Field resistance, 1250 ohms. Requires 10 watts excitation. ST-582. List Price 20.00

Copyright by U. C. P., Inc.

ATLAS SOUND CORPORATION

"DYNAMIC REFLEX" SOUND PROJECTORS

The utmost in sound projection can be expected of the "Dynamic Reflex" Projectors which are highly efficient . . . storm-proof . . . rugged and compact. Constructed of heavy gauge steel spinnings and sturdy iron castings, the "DR" Projectors are finished in a combination battleship gray enamel and gun-metal shrivel.

MODEL DR-42—3½ FT. PROJECTOR—has a bell diameter of 20", overall length of 18", air column length of 3½ ft., acoustic cut-off at 135 cycles, projection angle 80°. Universal strap-iron mounting bracket supplied. Less Driver Unit. ..... **$24.50 LIST**

MODEL DR-54—4½ FT. PROJECTOR—has a bell diameter of 25", overall length of 24", air column length of 4½ ft., acoustic cut-off at 110 cycles, projection angle 90°. Universal strap-iron mounting bracket supplied. Less Driver Unit. ..... **$36.75 LIST**

MODEL DR-72—6 FT. PROJECTOR—has a bell diameter of 29", overall length of 28", air column length of 6 ft., acoustic cut-off at 85 cycles, projection angle 100°. Universal cast malleable iron mounting bracket supplied. Less Driver Unit. ..... **$55.00 LIST**

"DYNA-FLUX" P.M. DRIVER UNITS

Designed for "DR" Projectors

Highest conversion efficiency combined with improved frequency response makes these P.M. compression units the best obtainable. Exclusive Atlas Sound features include non-corrosive diaphragms, best grade ALNICO magnets, and "sealed-tite" waterproofing. Special heat-treating, anodizing, parkerizing, and electro-chemical processes insure trouble-free operation. Twelve months guarantee.

MODEL PM-25 STANDARD 18-25 WATT UNIT—has a voice coil impedance of 15 ohms. Frequency response: 60-5500 cycles. Recommended for critical public address applications. Thread size: 1⅜"-18 to fit "DR" Projectors. Baked gray and green two-tone enamel finish. ..... **$50.00 LIST**

MODEL PM-26 "HI-FI" 18-25 WATT UNIT—incorporates a special high-fidelity sound chamber. Voice coil impedance of 15 ohms. Frequency response: 55-6000 cycles. Recommended for ultra-high fidelity applications. Thread size: 1⅜"-18 to fit "DR" Projectors. Baked gray and green two-tone enamel finish. ..... **$55.00 LIST**

360° "CHANDELIER" SPEAKER BAFFLES

Radial sound dispersion is uniform over a complete 360° area with minimum of feedback. Baffles are constructed of heavy gauge steel finished in pearl gray enamel. Large mounting loop permits quick, simple suspension.

MODEL L-360—12" SPEAKER BAFFLE—for all 12" speakers. Overall diameter 31", height 14". ..... **$29.50 LIST**

MODEL L-360SL—BAFFLE COMPLETE WITH 12" SPEAKER—The 12" speaker used is a P.M. type with a normal power of 12 watts, peak 16 watts. V. C. imp. 6-8 ohms. **$43.50 LIST**

MODEL M-360—8" SPEAKER BAFFLE—for all 8" speakers. Overall diameter 24", height 15". ..... **$19.50 LIST**

MODEL M-360HL—BAFFLE COMPLETE with 8" SPEAKER (12 Watts)—Speaker used is a P.M. type with a normal power of 12 watts, peak 16 watts. V. C imp. 6-8 ohms. **$35.00 LIST**

MODEL M-360LL—BAFFLE COMPLETE with 8" SPEAKER (7 Watts)—Speaker used is a P. M. type with a normal power of 7 watts, peak 10 watts. ..... **$26.50 LIST**

"CHANDELIER, JR." P.M. SPEAKER



Ideal for call systems . . . will also reproduce music with good fidelity. Heavy gauge metal spinnings finished in pearl gray enamel. Overall diameter 17", height 7", weight 6 lbs. The S-360SP comes complete with 5" P.M. cone unit. Rating 5 watts, v. c. imp. 3.5 ohms.

MODEL S-360SP ..... **$14.50 LIST**

ALL-STEEL PARABOLIC BAFFLES FOR 6", 8", 12" SPEAKERS

ALL-STEEL "armor plate" baffles will stand up under the severest service. Exclusive inter-lock seal eliminates rain leakage at the seam. No drilling required as all speaker mounting holes are punched at the factory. Cadmium-plated hardware, and two suspension loops with each baffle. Finish is a durable blue-gray weather resistant enamel.

MODEL SM-6 BAFFLE FOR 6" SPEAKERS—Bell opening 11½", bell length 6", total length 10½", shipping weight 4 lbs. **$9.00 LIST**

MODEL SM-8 BAFFLE FOR 8" SPEAKERS—Bell opening 17½", bell length 8", total length 14", shipping weight 5 lbs. **$10.50 LIST**

MODEL SM-12 BAFFLE FOR 12" SPEAKERS—Bell opening 20", bell length 8", total length 18", shipping weight 9 lbs. **$12.00 LIST**

BAFFLE FIXTURES

MODEL SA-10 SADDLE FIXTURE—includes saddle bracket, ratchet, and wing nut arrangement. Lower casting has ½" female pipe thread for attachment to standard pipe fittings. **$3.00 LIST**

MODEL ST-8 COMPLETE FIXTURE AND BASE—(illustrated) with heavy iron pipe stem and sturdy base casting. Height 12", base 8". **$4.75 LIST**



WX "MARINE HORNS" WITH P.M. SPEAKERS

"WX" Marine Horns will withstand a direct driving rain without damage to the cone speaker. Spinnings are heavy gauge metal, finished in weatherproof battleship gray enamel. Speaker hardware supplied.

MODEL WX-8 HORN FOR 8" SPEAKERS—has a bell opening of 18" and a depth of 12", shipping weight 15 lbs. ..... **LIST $21.00**

MODEL WX-8HL HORN COMPLETE WITH 8" SPEAKER (12 WATTS)—P.M. Speaker has a normal operating power of 12 watts, peak 16 watts, V. C. imp. 6-8 ohms. Shipping weight 22 lbs. **36.50**

MODEL WX-8LL HORN COMPLETE WITH 8" SPEAKER (7 WATTS)—P.M. Speaker has a normal operating power of 7 watts, peak 10 watts. V. C. imp. 6-8 ohms. Shipping weight 20 lbs. **28.50**

MODEL WX-B MOUNTING FIXTURE AND BASE—has a heavy cast back plate, goose-neck, and base finished in a durable black crackle. **7.00**

"MARINE MIDGET" P.M. SPEAKER

Inverted reflex design offers air column of 15" . . . which allows cone to operate with maximum efficiency. WX-5SP is ideal as a "talk-back" unit in call systems. Entirely storm-proof with speaker protected against mechanical damage. Constructed of heavy gauge metal finished in durable battleship gray enamel. Steel mounting bracket supplied. P.M. Speaker unit supplied has a power rating of 5 watts, v. c. imp. 3.5 ohms. Size of horn: Bell 10", Depth 8", weight 5 lbs.

MODEL WX-5SP HORN AND SPEAKER $13.50 List

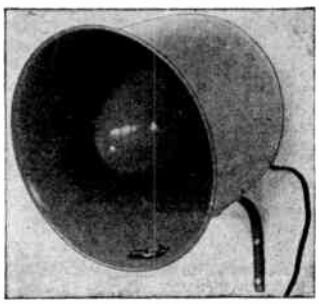

We reserve the right—during the present emergency—to change prices and mechanical specifications without notice.

Copyright by U. C. P., Inc.

ATLAS SOUND CORPORATION

"MUSIC BOX" Walnut Cabinets

Attractive natural grain walnut cabinets with musical motif, and distinctive gold grille cloth. Sturdy glue-block construction.

MODEL AE-8 FOR 8" SPEAKERS—Dimensions: 12½" high, 11" wide, 7½" deep at top end. Weight 4 lbs. ..... **$6.25 LIST**

MODEL AE-12 FOR 12" SPEAKERS—Dimensions: 15½" high, 14" wide, 10" deep at top end. Weight 7½ lbs. ..... **$8.25 LIST**

MODEL AE-15 FOR 15" SPEAKERS—Dimensions: 20" high, 18" wide, 12" deep at top end. Weight 15 lbs. ..... **$11.75 LIST**

"PERI-CONIC" Triangular Cabinet

★For 12" Speaker

Triangular cabinet permits corner, side-wall mounting, and cluster arrangements. Bass reflex aids response of any 12" speaker. Sturdy cabinet of natural walnut, with gold grille cloth. Dimensions: overall height 19½", width 19", maximum depth 9", inside depth 7".

MODEL TR-12 ENCLOSURE.....**$13.00 LIST**

"TWO-WAY" ENCLOSURE

★For 8" Speaker



Offers two-directional sound projection with the use of a single 8" speaker. Case is of pressed steel finished in gray enamel. Metal-cloth grille for both sides of the enclosure. Convenient adjustable mounting brackets. Speaker hardware supplied. Case diameter 10", depth 5". Wt. 4 lbs.

MODEL TW-8 ENCLOSURE.....**$7.00 LIST**

SPEAKER POWER VOLUME CONTROL

MODEL RC-1 VOLUME CONTROL—Constant impedance control for use across voice coil of any speaker, providing uniform tapered, gradual control from full ON to OFF position. Includes special tapered wire wound potentiometer, fixed vitreous resistor for power absorption at minimum volume settings, etched indicator plate, and red molded bar knob mounted on gun-metal finished steel case (Atlas CB Box). Diameter 3". ..... **$3.50 LIST**

MODEL CB "UTILITY" CONNECTOR AND CONTROL BOX—Identical to the one used for RC-1 Control. For switch mountings, connector plug-ins, microphone connection terminals, and other applications. Snap-buttons cover holes not in use; rubber grommet supplied. ..... **$1.00 LIST**

ATLAS *"Velvet Action"* Microphone Floor Stands

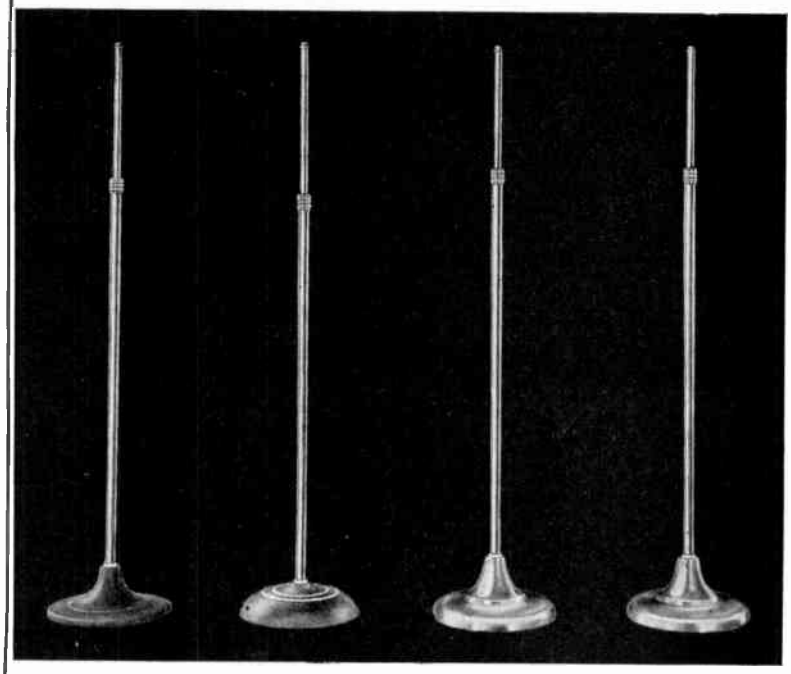

MS-8C MS-9C MS-11C and MS-12C MS-18C

Velvet Action means no slipping . . . no scratching . . no noise. Positive assurance against sudden dropping of the telescoping tube, and subsequent damage to the microphone. Telescoping sections are of heavy tubing with triple "super-chrome" plating. All models have a ⅞" diameter outer tube, and a ⅝" inner tube. Microphone thread size is ⅝"-27 male. All bases furnished with rubber bumper pads to protect floor surfaces.

MODEL	BASE FINISH	BASE DIAMETER	ADJUSTMENT	WEIGHT	LIST PRICE
MS- 8C	Black Crackle	10"	36 to 67"	8 lbs.	$7.25
MS- 9C	Gun-Metal, Red Rings	10½"	37 to 68"	9 lbs.	9.00
MS-11C	"Super-Chrome"	10½"	38 to 69"	11 lbs.	10.00
MS-12C	Gun-Metal Crackle	10½"	38 to 69"	11 lbs.	8.50
MS-18C	"Super-Chrome"	10½"	38 to 69"	18 lbs.	12.50
MS-10C*	Gun-Metal Crackle	16½"	38 to 69"	10 lbs.	9.50
MS-31C†	Gun-Metal, Red Rings	10½"	19 to 67"	9 lbs.	10.50

* MS-10C has a three-legged cast base which offers the utmost in stability. Tube sections same as shown above.

† MS-31C has a "take-down" tube arrangement of three sections. Base is same as the MS-9C shown above.

"VELVET ACTION" DESK STANDS

Model DS-3

Tubes on all stands finished in triple-plate "super-chrome." Bases available in chromium or black crackle finish. Adjustable models DS-3 and DS-4 use the exclusive "Velvet Action" friction clutch. All desk stands have a 6" base mounted on scratch-proof felt bumpers. The TS-5 is a special Banquet Stand using the ⅞" and ⅝" telescoping tubes as used on the Atlas Floor Stands, and a base of 8". Standard ⅝"-27 male microphone thread on all models.

MODEL	TYPE	HEIGHT	BASE	LIST PRICE
DS-1	Fixed	8"	Black Crackle	$2.25
DS-2	Fixed	8"	Chromium	3.25
DS-3	Adjustable	10 to 15"	Chromium	4.50
DS-4	Adjustable	10 to 15"	Black Crackle	3.50
TS-5	Adjustable	18 to 32"	Gun Metal Crackle	6.50

"HOLD-TITE" SHIELDED CONNECTORS

F-1 Female Connector

Accommodates mike cable sizes up to 5/16" o. d. Constructed of solid brass machined parts, chrome-plated. Ingenious internal clamp for shield contact, spring extension for cable protection.

MODEL F-1 FEMALE CONNECTOR—Thread size: Female ⅝"-27, permitting use with Atlas and other standard connectors. ..... **$.55 LIST**

MODEL M-1 MALE CONNECTOR—Thread size: Male ⅝"-27, to fit F-1 and other female connectors. **$.45 LIST**

MODEL P-1 PHONE PLUG—Thread size: Male ⅝"-27. Use with F-1 to make a handy combination connector. ..... **$.50 LIST**

MODEL C-1 CHASSIS CONNECTOR—Thread size: Male ⅝"-27. Practical terminal for input circuits. **$.35 LIST**

We reserve the right—during the present emergency—to change prices and mechanical specifications without notice.

Copyright by U. C. P., Inc.

See and Hear

KAINER SOUND PROJECTORS

NEW KAINER "*High Intensity*" REFLEX TRUMPETS

Another Forward Step in Sound Projection! The same practical and unique construction that has been used so successfully in all KAINER Weatherproof and Reflex Horns is the basis of the new design of these Reflex Trumpets. Like all other KAINER Projectors, a special spun steel ayyoy is employed, assuring excellent acoustic properties, ruggedness and durability.

The mounting fixture supplied with both the R-T21 and R-T25 models is easily adjustable to all practical angles and is constructed of cast malleable iron with rust protective finish. The driver unit is directly attached to a cast section which is integral with the primary reflex tube and mounting fixture, insuring a rigid, permanently aligned assembly. The use of a casting which holds the secondary air column in place assures a perfect alignment of the air column and rigidity of the entire assembly.

These NEW Reflex Trumpets are beautifully finished with gray high lustre weatherproof baked-on art enamel which adds to the acoustic value and durability of the finish.

A moulded rubber rim attached to the beading on the edge of the bell is supplied as standard equipment, as illustrated. Both models are equipped with a threaded attachment 1⅜ inches diameter by 18 thread to use KAINER P. M. Driver Units or any other standard driver units.

Permanent Magnet Driver Units—Manufactured to the highest of electrical and mechanical standards and of the finest available materials. Three models designed to take care of all public address work, rated at the same handlingcapacity in watts. The chief difference is in the increased efficiency in power output and in tonal range evident in the larger models. Diaphragms are breakdown proof at the rated capacity of 25 watts continuous operation and the unit is waterproof from all angles.

All units are equipped with 1⅜" by 18 thread connection to fit either the R-T21 or the R-T25 Trumpet models.

Model R-T25

Overall Length	21"
Bell Diameter	25"
Acoustic Length	4' 10"
Projection Angle	90 degrees
Ship. Wt.	Approx. 20 lbs.
List Price	**$37.00**

Model R-T21

Overall Length	18"
Bell Diameter	21"
Acoustic Length	4'
Projection Angle	80 degrees
Ship. Wt.	Approx. 16 lbs.
List Price	**$23.00**

Model No. DU-3
Continuous Power Cap..25 watts
Freq. Response...55-6000 cycles
Recommended Trumpet....R-T25
Net Weight.....12 lbs.
List Price.....$66.00

Model No. DU-2
Continuous Power Cap..25 watts
Freq. Response...60-5500 cycles
Rec. Trumpets...R-T21 & R-T25
Net Weight.....7 lbs.
List Price.....$49.50

Model No. DU-1
Continuous Power Cap..25 watts
Freq. Response....70-5000 cycles
Rec. Trumpets...R-T21 & R-T25
Net Weight.....4 lbs.
List Price.....$33.00

All Steel Exponential Sound Projector for 12" Speakers

Model J-12 all steel sound projector is the result of severe laboratory and field tests. It will accommodate all types of 12" speakers with or without matching transformers, including those with extra heavy permanent magnets.

Sturdily constructed of heavy spun steel alloy, it is light in weight yet strong enough to stand the abuse of heavy vibration under load as well as rough handling.

Breather opening is screened. Entire projector is beautifully finished with high lustre, baked-on, weatherproof art enamel. The malleable iron fixture to which the lower bracket can be attached is welded to the base and extends up the sides to include two of the speaker bolts which assures the minimum of vibration in the entire instrument.

The malleable iron base and bracket carries a tilting dog-toothed adjustment with a swivel and lock nut.

Model J-12

Overall Length	20"
Circular Mouth Opening	17"
Flare Extension	11"
Shipping Weight	16 lbs.
J-12—Base only, includes fixture with ½" I. P. S. tapping	**$12.25**
J-12-B—Adjustable bracket with base as illustrated	$2.50
J-8-B—Mounting fixture, includes flange elbow and pipe connection	$1.00

All Steel Exponential Sound Projector for 8" Speakers

Model J-8 is specially designed to accommodate all types of 8" speakers and is very similar in construction to Model J-12 above.

The sturdy spun steel alloy construction is light in weight yet very strong. The baffle is spun in only two pieces, with the exclusive KAINER wedge fit feature which overcomes vibrations under extreme load.

Built with perforated breather opening. Both baffle and bracket are attractively finished with a new high lustre, weatherproof, baked-on art enamel.

The malleable iron fixture to which the lower bracket extension can be attached is firmly welded to the baffle, and is tapped so that any distance from the floor, wall or ceiling may easily be obtained by using ½" pipe, nipples, couplings, etc.

Bracket attachment furnished separately consists of flange base with length of pipe and elbow for either wall or upright mounting.

Model J-8

Overall Length	17"
Circular Mouth Diameter	14"
Flare Extension	9"
Shipping Weight	8 lbs.
J-8—Baffle **List Price**	**$12.25**
J-8—Mounting Fixture Only—List Price	$1.00

All Steel Exponential Sound Projector for 6" Speakers

Model J-6 is used extensively in parking lots, garages, small playgrounds, hallways, stock rooms, hotels, hospitals, warehouses and other places where call systems are needed. A perfect accessory to installations where 6" speakers must withstand all weather conditions and heavy service. Severe tests have proved that the Model J-6 Ba e produces clearer and more perfectly projected speech than when unprotected speakers or flat type speaker housings are used.

Has perforated breather opening. The shell is built to accommodate any 6" P.M. speaker with matching transformer.

Constructed of heavy spun steel alloy all parts attractively finished in the new high lustre, weatherproof, baked-on art enamel.

The malleable iron fixture is welded to the baffle and tapped so that any distance off the wall or ceiling may be obtained by attaching required length of ½" pipe, nipples, couplings, ect., thus insuring a permanent and rigid installation.

Model J-6

Overall Length	9½"
Circular Mouth Opening	10"
Flare Extension	5"
Shipping Weight	4½ lbs.
J-6—Baffle **List Price**	**$7.50**
J-6B—Mounting Fixture Only—List Price	$1.00

Copyright by U. C. P., Inc.



CHANDELIER BAFFLE

A late Kainer development in speaker baffles for uniform coverage. Eliminates areas of concentrated sound, tends to reduce feed back. This one baffle replaces multiple speaker installations when desirable and numerous wall baffles. Ideal for restaurants, clubs, cabarets and dance halls where the necessity of projecting sound close to the performers is important—recommended only for ceiling heights above 12 feet. Suspended from ceiling with link chain or sash cord—easy to install. Accommodates any heavy duty 12" P.M. Speaker.

CONSTRUCTION: Spun steel alloy finished in attractive grey baked enamel. SIZE: Diameter, 32"; height 17".

PRICE: Complete without speaker, List $30.00

AIR COLUMN HORN Model A-C-8



Specially effective for all outdoor work: Baseball Parks, Circuses, Athletic Fields, and all installations where power and direction of sound are particularly required. ¶ The A-C-8 Air Column Horn is well suited for applications where sound must be projected great distances and with the minimum of feedback. When using a microphone under conditions where ordinary baffles would be unsatisfactory, this horn with its uni-directional qualities will allow in most cases double or more power to be used before the feed back point is reached. ¶ The back of this horn is completely closed, eliminating to the best possible extent, interference to person or persons using a microphone, and allowing the best possible placement of sparks either directly above and slightly forward of the microphone, or to the left or right of the microphone and slightly forward. Both of these positions eliminate bothersome "double talk" and "lag" which is objectionable to audiences. This method of placement gives the best illusion that the sound is coming directly from the person using the microphone. ¶ The bracket attachment is welded to the horn, properly balanced, and mounting fixtures with base can be furnished as a complete unit, permitting exceptionally convenient means for installation. ¶ THE KAINER AIR COLUMN HORN is constructed of heavy spun steel alloy, light in weight, yet very strong. All parts finished with durable baked art metal enamel. Designed for 8" HEAVY DUTY Speaker—Bell Opening 24"—Overall Length 36".

Horn Complete with Mounting Fixture, but without Base and Adjustable Attachment ..... List **$34.80**

Base and Fixture ..... List $3.00

KAINER WEATHERPROOF HORNS

Model WH-5

FOR 5" SPEAKERS—COMPACT AND EFFICIENT

The inverted reflex design is similar to that used in the WH-6 and WH-8 models, which aids materially to the performance of any good cone speaker. ¶ For all purpose use, including use as a microphone in Talk-Back installations—wide frequency range, good for both music and voice. ¶ The very substantially constructed bell and reflex cone are of spun steel alloy, finished with gray baked art metal enamel. The bell and cone are mounted on an aluminum alloy casting to which the base fixture is also attached. This insures a rigid assembly and makes it convenient to install 5" cone speaker direct to the aluminum casting.

SPECIFICATIONS

Over All Length—8". Bell Opening—11". Ship. Wt. 5½ lbs.

Horn complete with base ..... List **$10.**

Model W-H-8

Constructed for all unsheltered outdoor and indoor use: Factories, Airports, Sound Trucks, Police and Fire Cars, Stadiums, etc., etc. ¶ Exceptionally sturdy construction—Possible physical damage to the cone speaker is overcome due to its inverted position. The speaker faces the inside of the horn. ¶ This construction will withstand exposure to rain, snow and wind. ¶ The bell and housing are spun of heavy gauge steel alloy, light in weight, yet very strong; and all parts are heavily finished with a durable baked art metal enamel. ¶ Bracket attachment is welded to the horn, properly balanced, and mounting fixture with base can be furnished as a complete unit, permitting exceptionally convenient means for installation on Sound Trucks, Wall, or Portable Use. ¶ Designed for 8" HEAVY DUTY Speaker, Bell Opening 22¾", Overall Length 17¾"—Height from Base 27".

Horn Complete Without Base and Fixture.

List **$25.85**

Base and Fixture ..... List $2.50

Model WH-6

Construction similar to Model WH-8 except size is for 6" speaker. ¶ Used for all unsheltered outdoor and indoor installations, factories, airports, sound trucks, police and fire cars, stadiums, etc., etc. ¶ The bell and speaker housing are of spun heavy gauge steel alloy, all parts finished with a durable art baked enamel. ¶ Heavy aluminum casting firmly holds speaker. Mounting is attached to casting on which the speaker is mounted. ¶ Very sturdy construction throughout. Designed for 6" Heavy Duty P.M. Speaker.

SPECIFICATIONS

Bell Opening—15". Over All Length 12".

Shipping Weight—11 lbs.

Horn complete with base and mounting fixture ..... List **$15.00**

Copyright by U. C. P., Inc.

Cinaudagraph Speakers, inc.

REPLACEMENT SPEAKERS
2" TO 12"

Cinaudagraph Speakers offer the most complete range of speakers available, for replacement, small P. A. installation and inter-office communicators. Each speaker has the inherent Cinaudagraph quality.

PERMANENT MAGNET

Cat. No.	Model No.	Size	Norm. Watts	Peak Watts	U.C. Imp. Ohms	Ship. Wt.	List Price
2ZMP	RM2	2"	1	1½	3-4	7 oz.	$2.20
3ZMP	RM3	3"	1½	2	3-4	8 oz.	2.35
30MP	RM3-1	3"	2	2½	5	1¼ lbs.	3.30
4ZMP	RM4	4"	2	2½	3-4	10 oz.	2.45
5ZMP	RM5	5"	2	2½	3-4	12 oz.	2.55
50MP	RM5-12	5"	2½	3	5	1½ lbs.	3.30
60MP	RM6-4	6"	3½	4	5	1¾ lbs.	3.80
8RMP	RM8-5	8"	4	5½	6-8	2 lbs.	5.00
8EMP	RM8-6	8"	5	6	6-8	3¼ lbs.	5.75
12AMP	RM12-11	12"	8	10	6-8	5½ lbs.	10.75

ELECTRO-DYNAMIC

Cat. No.	Model No.	Size	Trans.	Field Ohms	Output Cap.	V. Coil Imp.	Ship. Wt.	List Price
3W1	RE3-A	3"	None	450	2	4-5	10 oz.	$ 2.20
3W2	RE3-B	3"	None	2750	2	4-5	10 oz.	2.20
4W1	RE4-A	4"	None	450	2	4-5	10 oz.	2.35
4W2	RE5-B	4"	None	2750	2	4-5	10 oz.	2.35
V51	RE5-B	5"	S-43	2750	3	4-5	1½ lbs.	3.40
V52	RE5-C	5"	S-42	1800T300	3	4-5	1½ lbs.	3.40
V53	RE5-A	5"	S-42	1000	3	4-5	1½ lbs.	3.40
V54	RE5-D	5"	S-25L6	450	3	4-5	1½ lbs.	3.40
V55	RE5-F	5"	S-41	6 Volt	3	4-5	4½ lbs.	3.40
(5" series available less transformer—indicate by letter "L" after Cat. No.—deduct $0.85 list)								
J61	RE6-B	6"	Univ.	2750	5	5	3 lbs.	4.50
J62	RE6-C	6"	Univ.	1800T300	5	5	3 lbs.	4.50
J63	RE6-A	6"	Univ.	1000	5	5	3 lbs.	4.50
J64	RE6-F	6"	Univ.	6 Volt	5	5	3 lbs.	4.50
(6" series available less transformer—indicate by letter "L" after Cat. No.—deduct $1.25 list)								
J81	RE8-B	8"	Univ.	2500	6	6-8	4 lbs.	5.90
J82	RE8-C	8"	Univ.	1800T300	6	6-8	4 lbs.	5.90
J83	RE8-A	8"	Univ.	1000	6	6-8	4 lbs.	5.90
J84	RE8-D	8"	Univ.	6 Volt	6	6-8	4 lbs.	5.90
(8" series available less transformer—indicate by letter "L" after Cat. No.—deduct $1.65 list)								
10J1	RE10-B	10"	Univ.	2500	8	6-8	7 lbs.	9.25
10J2	RE10-C	10"	Univ.	1800T300	8	6-8	7 lbs.	9.25
10J3	RE10-A	10"	Univ.	1000	8	6-8	7 lbs.	9.25
(10" series available less transformer—indicate by letter "L" after Cat. No.—deduct $1.65 list)								
12U1	RE12-B	12"	Univ.	2500	10	6-8	8 lbs.	10.50
12U2	RE12-C	12"	Univ.	1800T300	10	6-8	8 lbs.	10.50
12U3	RE12-A	12"	Univ.	1000	10	6-8	8 lbs.	10.50
(12" series available less transformer—indicate by letter "L" after Cat. No.—deduct $2.25 list)								



TRANSFORMERS
Universal or Single Output and Line

Transformers are for general applications, and are arranged so that they can be mounted on the speaker. The Universal Transformers are tapped on the primary winding to provide matching impedances to the output tube or line as indicated. The Universal Output Transformers are center tapped and provide primary impedance terminations for the popular output tubes. The Universal Line Transformers are tapped to provide matching impedances of 500, 1000, 1500 ohms.

The transformers listed below have been especially designed for use with these speakers. They are highly efficient and provide the correct matching for maximum output efficiency. Model 1290 voice coil to grid transformer is enclosed in a metal shell.

Trans. No.	Type	Output Tube	Core Size	For Speakers	Load Imp. Ohms	List Price
21H25	Single	25L6	½"x½"	2"—3"—4"—5" PM. and Electros	2000	$0.85
					4500	.85
21F55	Single	25A7	½"x½"	" " "	7000	.85
21J75	Single	42	½"x½"	" " "		
1290	V. C. to grid		½"x½"	" " "		1.25
U21	Universal	*	½"x½"	" " "	Universal	1.25
L21	500 ohm	Line	½"x½"	" " "	500	.85
UL21	Universal	Line	½"x½"	" " "	500-1000-1500-2000	1.25
U85	Universal	*	⅝"x⅝"	(6"—8")	Universal	1.65
L85	500 ohm	Line	⅝"x⅝"	(6"—8")	500	1.25
UL85	Universal	Line	⅝"x⅝"	(6"—8")	500-1000-1500-2000	1.65
U43	Universal	*	¾"x¾"	(10"—12")	Universal	2.25
L43	500 ohm	Line	¾"x¾"	(10"—12")	500	1.65
UL43	Universal	Line	¾"x¾"	(10"—12")	500-1000-1500-2000	2.25
U87	Universal	*	⅞"x⅞"	(12")	Universal	3.00
L87	500 ohm	Line	⅞"x⅞"	(12")	500	2.75
UL87	Universal	Line	⅞"x⅞"	(12")	500-1000-1500-2000	3.00
U110	Universal	*	1"x1¼"	(13"—18")	Universal	4.00
UL110	Universal	Line	1"x1¼"	(13"—18")	500-1000-1500	4.00

*Universal output transformers for most output tubes—single, PP parallel or Class B.



ALL PRICES SUBJECT TO CHANGE WITHOUT NOTICE

WRITE FOR COMPLETE CATALOG D-43

Copyright by U. C. P., Inc.

Cinaudagraph Speakers, inc.

PUBLIC ADDRESS SPEAKERS AND AIR COLUMN UNITS

The ultimate in precision built, high quality reproducers for the largest or smallest installation.



There is a Cinaudagraph speaker for every P.A. requirement from inter-communicating systems to stadium sound projection. All Electro-dynamics have bucking coils.

The speakers listed, with the exception of the 15" and 18", are provided with transformer mounting brackets so that transformers can be easily attached. The speakers, however, are supplied without transformers attached.

PERMANENT MAGNET

Cat. No.	Model No.	Size	Norm. Watts	Peak Watts	Factor of Merit	Voice Coil Dia.	Ship. Wt. Lbs.	List Price
PM 8-9	EZ 8-7	8"	6	13	173	1"	5	$ 8.25
PM 8-11	EZ 8-10	8"	8	15	216	1"	5 ½	10.00
PM 10-12	NZ 10-10	10"	9	16	216	1"	7	12.00
PM 12-13	FZ 12-10	12"	10	18	216	1"	7 ½	14.00
PM 12-16	FB 12-11	12"	13	21	334	1 ¼"	10	22.50
PM 12-18	FY 12-12	12"	15	23	430	1 ½"	12	32.50
PM 13-21	DX 13-12	13"	21	29	556	2"	25	50.00
PM 15-18	FY 15-12	15"	15	23	430	1 ½"	20	37.50
PM 15-28	FW 15-13	15"	25	33	754	2 ½"	45	85.00
PM 18-33	DU 18-12	18"	28	43	920	3 ½"	64	120.00
MZ 6-10	Mallard	6" Marine Speaker					3 ¼	21.00
MZ 8-10	Mallard	8" Marine Speaker					3 ¾	22.50

ELECTRO-DYNAMIC

Cat. No.	Model No.	Size	Norm. Watts	Peak Watts	Field Ohms	Field Volts	Voice Coil Dia.	Ship. Wt. Lbs.	List Price
PE 8-10A	EZE	8"	8	14	1000	90V. DC	1"	6	$7.70
PE 8-10B	EZE	8"	8	14	2500	140V. DC	1"	6	7.70
PE 10-12A	NZE	10"	10	16	1000	100V. DC	1"	7	9.90
PE 10-12B	NZE	10"	10	16	2500	150V. DC	1"	7	9.90
PE 12-16A	FBE	12"	13	21	1000	110V. DC	1 ¼"	12	14.85
PE 12-16B	FBE	12"	13	21	2500	175V. DC	1 ¼"	12	14.85
PE 12-20A	FYE	12"	15	25	1000	110V. DC	1 ½"	16	20.35
PE 12-20B	FYE	12"	15	25	2500	175V. DC	1 ½"	16	20.35
PE 15-35	FWE	15"	30	40	350	110V. DC	2 ½"	50	55.00
PE 18-40	DUE	8"	35	45	300	110V. DC	3 ½"	75	104.50

Cinaudagraph Air Column Sound Projectors differ from the conventional exponential horn unit. The high efficiency and broad frequency response of these cone type speakers overcome the various deficiencies and failures of the conventional dynamic units.

The air column speakers are made to withstand rigorous conditions imposed by weather and rough handling out-of-doors. The composition of the tough and pliant weather proof cone eliminates failures due to the crystallization of the flexing portions of the conventional brittle metal diaphragms.

Air Column Units and Accessories

For high power installations where maximum coverage is desired, Cinaudagraph Air Column Units are highly recommended.

COMPLETE ASSEMBLY—INCLUDES DRIVER UNIT, EXPONENTIAL HORN, HANDLE OR SUPPORTING BRACKET—(No Stand)

Cat. No.	Model No.	Peak Watts	Unit No.	Horn No.	Handle or Bracket No.	Ship. Wt. Lbs.	List Price
CM 25K	FBAK	30	CM 25A	KA	U	33	$57.00
CM 30K	FYAK	35	CM 30	KA	U	35	70.00
CM 40WH	HWAW	45	CM 40	SW	HA	52	130.00
CM 60WS	SUAW	65	CM 60	SW	SA	63	150.25

Driver Units

Cat. No.	Model No.	Factor of Merit	Voice Coil Dia.	Norm. Watts	Peak Watts	Ship. Wt. Lbs.	List Price
CM 25A	FBA	334	1 ¼"	20	30	8	$20.00
CM 30	FYA	430	1 ½"	25	35	10	33.00
CM 40	HWA	754	2 ½"	35	45	30	72.50
CM 60	SUA	920	3 ½"	55	65	40	91.50

All of the above are supplied with 6-8 ohm voice coils.

Exponential Horns

Cat. No.	Bell Dia.	Over-all Length	Cut-off	Ship. Wt. Lbs.	List Price
KA	24"	39" (including back cover)	150 cps.	25	$37.50
SW	32"	30" (from driver to bell opening)	150 cps.	23	60.00

Accessories

Cat. No.	Description	Ship. Wt. Lbs.	List Price
B-FS	Telescopic floor stand with heavy cast base—maximum height 8 ft., black crackle finish	33	$17.50
T1	Line transformer fully encased; 1500 ohms tapped 1000-500 ohms. 40 watts, max.	6	12.00
T2	Line transformer fully encased; 1500 ohms tapped 1000-500 ohms. 60 watts, max.	10	15.00
U	Supporting stand for KA horn	4	4.50
SA	Handle and supporting bracket for CM 60WS	3	5.75
HA	Handle and supporting bracket for CM 40WH	3	4.50



The wide range transformers are for use where the highest efficiency is required. These transformers are sealed in metal cases fully protected against moisture, but due to their design can not be mounted on the speaker.

WIDE RANGE TRANSFORMERS

Wide range transformers designed for use with these speakers assure maximum efficiency.

UNIVERSAL OUTPUT Cat. No.	Undistorted Peak Watts	List Price	For Speaker	UNIVERSAL LINE Cat. No.	Undistorted Peak Watts	List Price
WR 1	Up to 8	$4.00	10" - 12"	WR 5	Up to 8	$4.00
WR 2	Up to 12	5.25	12" - 13"	WR 6	Up to 12	5.25
WR 3	Up to 18	6.50	13" - 15"	WR 7	Up to 18	6.50
WR 4	Up to 40	8.50	15" - 18"	WR 8	Up to 40	8.50

ALL PRICES SUBJECT TO CHANGE WITHOUT NOTICE

WRITE FOR COMPLETE CATALOG

Copyright by U. C. P., Inc.

Cinaudagraph Speakers, inc.

LINEAR STANDARD SPEAKERS

CINAUDAGRAPH linear standard speakers represent the closest approach to the ideal from the viewpoint of uniform response, low wave form distortion, high efficiency and dependability. These speakers are used extensively for high fidelity service in broadcast monitoring, custom built radio sets, high quality PA, frequency modulation receivers, motion picture sound work, and wherever exacting requirements must be met.

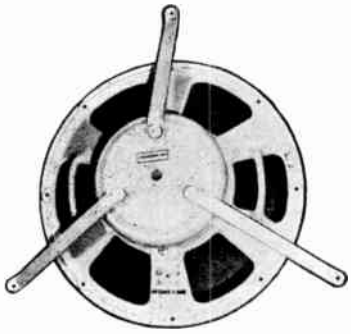

- HIGH FIDELITY — The unequaled high fidelity characteristics of the linear standard speakers are achieved through the use of special polyfibrous cones plus efficient magnetic structures.

- LOW DISTORTION — Both the electrical and mechanical elements of these speakers have been carefully related to effect a minimum of harmonic distortion combined with a high rate of decay, which overcomes the detrimental effects of "tails" and "hangovers."

PERMANENT MAGNET

VOICE COIL IMPEDANCE 6-8 OHMS

Model	Size	Norm. Watts	Peak Watts	Factor of Merit	Voice Coil Dia.	Ship. Wt.	List Price
LM8-8	8″	6	10	216	1″	5½ lbs.	$ 10.00
LM10-10	10″	8	13	216	1″	7 lbs.	12.00
LM12-13	12″	10	18	334	1¼″	10 lbs.	25.00
LM12-15	12″	12	20	430	1½″	12 lbs.	35.00
LM13-23	13″	20	28	754	2½″	38 lbs.	72.00
LM15-25	15″	22	30	754	2½″	45 lbs.	87.50
LM18-30	18″	25	40	920	3½″	64 lbs.	125.00

ELECTRO-DYNAMIC

VOICE COIL IMPEDANCE 6-8 OHMS

Model	Size	Norm. Watts	Peak Watts	Field Ohms	Field Volts	Voice Coil Size	Ship. Wt.	List Price
LE8-8	8″	6	10	1000	110V-DC	1″	7 lbs.	$ 11.00
LE10-10	10″	8	13	1000	110V-DC	1″	8 lbs.	13.50
LE12-16	12″	13	21	600	110V-DC	1½″	17 lbs.	22.00
LE15-30	15″	25	35	350	110V-DC	2½″	50 lbs.	55.00
LA15-30	15″	25	35		110V-AC	2½″	60 lbs.	82.50

The speakers listed, with the exception of the 15″ and 18″, are provided with transformer mounting brackets so that transformers can be easily attached. The speakers, however, are supplied without transformers attached.

NOTE:—Due to the extreme high-fidelity response on the linear standard speakers it is important that the input or the output of the amplifying system should be free from all forms of distortion. If such a combination is not available then it is recommended that the public address series of speakers be used.

ALL PRICES SUBJECT TO CHANGE WITHOUT NOTICE

WRITE FOR COMPLETE CATALOG

Copyright by U. C. P., Inc.

Cinaudagraph Speakers, inc.

FM-12 CINAXIAL SPEAKER AND WOOFER - TWEETER SERIES

The Ideal Speaker for FM, Broadcast Monitor, Auditorium, or Other High Fidelity Service

MODEL FM-12



FM-12

• Frequency Response

The lows are propagated by a heavy 12-inch speaker capable of efficient response from 45 cps. to 2500 cps. with proper baffle. The higher frequencies are reproduced by the smaller unit which is designed to function efficiently from 2000 cps. to 15,000 cps.

• Power

There is a limit to which power can be applied without distortion. Much depends upon the perfection of the audio system. Under ideal conditions the Cinaxial unit will handle up to 15 watts easily. However, the very nature of FM requirements does not call for "Power"; rather, fidelity of tone at room level.



CINAUDAGRAPH Permanent Magnet Woofer Speakers are specifically designed for low frequency service in woofer-tweeter combinations. In addition to excellent low frequency response, the design effects negligible cone break-up and minimum "hangover."

Model	Size	Undist. Norm. Watts	Peak Watts	Factor of Merit	Voice Coil Dia.	Ship. Wt.	List Price
FM-12	*12″ † 5″	10	15 *Woofer	430	1½″ †Tweeter	18 lbs.	$ 47.50
WM12-15	12″	10	15	430	1½″	12 lbs.	35.00
WM13-23	13″	15	23	754	2½″	38 lbs.	72.50
WM15-25	15″	15	25	754	2½″	45 lbs.	87.50
WM18-30	18″	18	30	920	3½″	64 lbs.	125.00
LM5-15T	5″	10	15				30.00
PM6-T	6″	5	7				11.00
CN1500V — 1500-cycle cross over network to 6 to 8 ohm output.							12.50
CN1500L — 1500-cycle cross over network to 500 ohm line.							17.50

LM-5-15T—new high frequency permanent magnet tweeter fully enclosed, response—5DB, 1,500 to 17,000 cycles, for 15 watt combinations. For 20 to 30-watt woofer-tweeter combinations, two of these tweeters should be used.

• Network

It is essential that a correctly designed network be employed when using a two speaker system to allocate properly the frequencies to their respective speakers. The FM-12 Cinaxial system utilizes a cross over frequency of 1500 cps. which has been ascertained to be the most efficient point of change on this system. Networks may be purchased separately—see listing above.

ALL PRICES SUBJECT TO CHANGE WITHOUT NOTICE

WRITE FOR COMPLETE CATALOG

Copyright by U. C. P., Inc.

utah REPRODUCERS

THE NEW BAFLEX REPRODUCER

Utah engineering and precision manufacturing score another triumph! Straight from the Utah laboratories, the latest refinements in sound equipment construction and design have been combined to augment the broad and diversified Utah speaker line.



In the new Utah Baflex Reproducer, Utah engineering has incorporated all the latest developments and improvements of reproducers for public address systems, schools, colleges, taverns, dance halls, auditoriums, clubs, etc. They are available in four models.

These new Utah Public Address Reproducers are marked by a total absence of "back radiation." There is no distortion in the greatly improved bass response. They are especially adaptable for use with television and Frequency Modulation (FM) receivers, which require a wide audio frequency range. The frequency response has a range up to approximately 9500 cycles per second.

The cabinets are of sturdy, extra-heavy construction, scientifically designed to eliminate cabinet vibration and resonance. The cabinet design is strikingly modern, with an attractive, durable satin bronze finish.

Stock Number	Cone Housing Diameter	Magnet Weight	Voice Coil Impedance	Voice Coil Diameter	Normal Wattage	Peak Wattage	Dimensions (Inches)	Shipping Weight	List Price	Net Price
M-820	8 Inch	20 oz.	8	1 Inch	10	15	11¼ x 17¾ x 24	38 lb.	$32.00	**$19.20**
		Line Transformer No. 8749 for above reproducer						1 lb.	2.00	**1.20**
		Universal Plate Transformer No. 8760 for above reproducer						1 lb.	2.00	**1.20**
M-831	8 Inch	31 oz.	8	1¼ Inch	12	18	11¼ x 17¾ x 24	40 lb.	36.50	**21.90**
		Line Transformer No. 8752 for above reproducer						1½ lb.	2.60	**1.56**
		Universal Plate Transformer No. 8762 for above reproducer						1½ lb.	2.60	**1.56**
M-123	12 Inch	46 oz.	8	1¼ Inch	17	26	12¾ x 22⅝ x 31	52 lb.	49.50	**29.70**
		Line Transformer No. 8750 for above reproducer						1½ lb.	2.60	**1.56**
		Universal Plate Transformer No. 8761 for above reproducer						1½ lb.	2.60	**1.56**
M-127	12 Inch	7 lb.	8	1½ Inch	22	33	12¾ x 22⅝ x 31	57 lb.	67.50	**40.50**
		Line Transformer No. 8753 for above reproducer						2¼ lb.	3.15	**1.89**
		Universal Plate Transformer No. 8764 for above reproducer						2¼ lb.	3.15	**1.89**

NOTE: 12-Inch Cabinet in Natural Walnut — $10.00 additional list.

UTAH BAFLEX REPRODUCERS

Especially Designed for Frequency Modulation Reception

Stock Number	Cone Housing Diameter	Magnet Weight	Voice Coil Impedance	Voice Coil Diameter	Normal Wattage	Peak Wattage	Dimensions (Inches)	Shipping Weight	List Price	Net Price
FM- 820	8 Inch	20 oz.	8	1 Inch	10	15	11¼ x 17¾ x 24	38 lb.	$33.00	**$19.80**
FM-1220	12 Inch	20 oz.	8	1 Inch	13	20	12¾ x 22⅝ x 31	49 lb.	43.00	**25.80**
		Line Transformer No. 8749 for above reproducer						1 lb.	2.00	**1.20**
		Universal Plate Transformer No. 8760 for above reproducer						1 lb.	2.00	**1.20**

Copyright by U. C. P., Inc.

utah HIGH FIDELITY SPEAKERS

PERMO-DYNAMIC MODELS

Completely Dustproofed

E6P


F8P

F12P

H15P

Stock Number	Cone Housing Diameter	Magnet Weight	Voice Coil Impedance	Voice Coil Diameter	Normal Wattage	Peak Wattage	Shipping Weight	List Price	Net Price
E6P	6 Inch	7 Oz.	6–8	¾ Inch	4.5	7	2 Lb.	$ 5.25	**$ 3.15**
		Line Transformer No. 8746 for Above Speaker					¾ Lb.	1.50	**.90**
		Universal Plate Transformer No. 8759 for Above Speaker					¾ Lb.	1.50	**.90**
F8P	8 Inch	12 Oz.	6–8	¾ Inch	8	12	3 Lb.	8.50	**5.10**
		Line Transformer No. 8747 for Above Speaker					¾ Lb.	1.50	**.90**
		Univ. Plate Transformer No. 8759 for Above Speaker					¾ Lb.	1.50	**.90**
G8P	8 Inch	20 Oz.	6–8	1 Inch	10	15	4½ Lb.	11.75	**7.05**
		Line Transformer No. 8749 for Above Speaker					1 Lb.	2.00	**1.20**
		Universal Plate Transformer No. 8760 for Above Speaker					1 Lb.	2.00	**1.20**
E10P	10 Inch	20 Oz.	6–8	1 Inch	11	17	5¼ Lb.	13.75	**8.25**
		Line Transformer No. 8749 for Above Speaker					1 Lb.	2.00	**1.20**
		Universal Plate Transformer No. 8760 for Above Speaker					1 Lb.	2.00	**1.20**
F10P	10 Inch	31 Oz.	6–8	1¼ Inch	14	21	7 Lb.	17.25	**10.35**
		Line Transformer No. 8752 for Above Speaker					1½ Lb.	2.60	**1.56**
		Universal Plate Transformer No. 8762 for Above Speaker					1½ Lb.	2.60	**1.56**
E12P	12 Inch	20 Oz.	6–8	1 Inch	13	20	6½ Lb.	16.00	**9.60**
		Line Transformer No. 8749 for Above Speaker					1 Lb.	2.00	**1.20**
		Universal Plate Transformer No. 8760 for Above Speaker					1 Lb.	2.00	**1.20**
F12P	12 Inch	31 Oz.	8	1¼ Inch	16	24	8¼ Lb.	17.25	**10.35**
G12P	12 Inch	46 Oz.	8	1¼ Inch	17	26	9¾ Lb.	24.25	**14.55**
		Line Transformer No. 8750 for Above Speakers					1½ Lb.	2.60	**1.56**
		Universal Plate Transformer No. 8761 for Above Speaker					1½ Lb.	2.60	**1.56**
GS12P	12 Inch	4 Lb.	8	1½ Inch	20	30	12¾ Lb.	34.75	**20.85**
H12P	12 Inch	7 Lb.	8	1½ Inch	22	33	15¾ Lb.	43.00	**25.80**
		Line Transformer No. 8753 for Above Speakers					2¼ Lb.	3.15	**1.89**
		Universal Plate Transformer No. 8764 for Above Speakers					2¼ Lb.	3.15	**1.89**
GS15P	15 Inch	4 Lb.	8	1½ Inch	22	33	15½ Lb.	38.00	**22.80**
H15P	15 Inch	7 Lb.	8	1½ Inch	24	36	18½ Lb.	49.75	**29.85**
		Line Transformer No. 8754 for Above Speakers					2¼ Lb.	3.15	**1.89**
		Universal Plate Transformer No. 8765 for Above Speakers					2¼ Lb.	3.15	**1.89**

NOTE—All Line Transformers Tapped for 500—1000—1500—2000 Ohms.

UTAH FREQUENCY MODULATION SPEAKERS

Stock Number	Cone Housing Diameter	Magnet Weight	Voice Coil Impedance	Voice Coil Diameter	Normal Wattage	Peak Wattage	Shipping Weight	List Price	Net Price
FP-820	8 Inch	20 Oz.	8	1 Inch	10	15	4½ Lb.	$11.75	**$7.05**
FP-1020	10 Inch	20 Oz.	8	1 Inch	11	17	5¼ Lb.	13.75	**8.25**
FP-1220	12 Inch	20 Oz.	8	1 Inch	13	20	6½ Lb.	16.00	**9.60**
		Line Transformer No. 8749 for above speakers					1 Lb.	2.00	**1.20**
		Universal Plate Transformer No. 8760 for above speakers					1 Lb.	2.00	**1.20**

IMPORTANT INSTRUCTIONS

For Ordering Replacement Cone and Voice Coil Assemblies

In ordering cone replacements, it is absolutely necessary to supply us with all the numbers stamped on the speaker. All speakers are stamped with three sets of numbers, and on many speakers, with the voice coil impedance. One number designates the date on which the speaker was made; one is our catalog stock number; and the third is our production number which gives us the complete specifications of the speaker. When all the numbers are given on your order, we shall be able to supply the correct cone and voice coil assembly for the designated speaker. It is also helpful if you can inform us of the voice coil impedance and whether the spider is of the bakelite or corrugated paper construction. . . . REMEMBER, THE STOCK NUMBER OF THE SPEAKER DOES NOT GIVE US COMPLETE INFORMATION.

Copyright by U. C. P., Inc.

utah STANDARD FIDELITY SPEAKERS

PERMO-DYNAMIC MODELS

Completely Dustproofed

Stock Number	Cone Housing Diameter	Magnet Weight	Voice Coil Impedance	Voice Coil Diameter	Normal Wattage	Peak Wattage	Shipping Weight	List Price	Net Price
3P	3½ Inch	5 Oz.	3-5	⅝ Inch	2.5	3.75	1 Lb.	$3.75	**$2.25**
3PY	3½ Inch	1½ Oz.	2.5	½ Inch	2.0	3.0	12 Oz.	2.50	**1.50**
3PZ	3½ Inch	2½ Oz.	2.5	½ Inch	2.0	3.0	13 Oz.	2.65	**1.59**
4PY	4 Inch	1½ Oz.	2.5	½ Inch	2.5	3.75	13 Oz.	2.50	**1.50**
4PZ	4 Inch	2½ Oz.	2.5	½ Inch	2.5	3.75	1 Lb.	3.00	**1.80**
5PY	5 Inch	1½ Oz.	2.5	½ Inch	3.0	4.5	13 Oz.	2.65	**1.59**
5PZ	5 Inch	2½ Oz.	2.5	½ Inch	3.0	4.5	1 Lb.	3.00	**1.80**
5P	5 Inch	5 Oz.	6	⅝ Inch	3	4.5	1¼ Lb.	3.85	**2.31**
Single Output Transformer No. 8770 (25L6—25L6G—25L6GT—25B6G—35L6GT-48, 2000 Ohm. Impedance) for Above Speakers							½ Lb.	1.05	**.63**
Single Output Transformer No. 8771 (6V6—6V6G—25A6—25A6G—25A7G—43—71A, 4000 Ohm. Impedance) for Above Speakers							½ Lb.	1.05	**.63**
Single Output Transformer No. 8772 (1C5G—1G5G—6A4—6F6—6G6G—6K6GT—20—30—1H4G—31—33—38—89—112A—41—42, 10,000 Ohm. Impedance) for Above Speakers							½ Lb.	1.05	**.63**
Single Output Transformer No. 8773 (1A5G—1F4—1F5G—25,000 Ohm Impedance) for Above Speakers							½ Lb.	1.05	**.63**
6P	6 Inch	5 Oz.	6-8	¾ Inch	4	6	1¾ Lb.	4.75	**2.85**
Line Transformer No. 8746 for Above Speaker							¾ Lb.	1.50	**.90**
Universal Plate Transformer No. 8759 for Above Speaker							¾ Lb.	1.50	**.90**
8P	8 Inch	5 Oz.	6-8	¾ Inch	7	11	2½ Lb.	5.75	**3.45**
E8P	8 Inch	7 Oz.	6-8	¾ Inch	7	11	2¾ Lb.	6.50	**3.90**
Line Transformer No. 8747 for Above Speakers							¾ Lb.	1.50	**.90**
Universal Plate Transformer No. 8759 for Above Speakers							¾ Lb.	1.50	**.90**
10P	10 Inch	12 Oz.	6-8	1 Inch	9	14	4½ Lb.	9.25	**5.55**
12P	12 Inch	12 Oz.	6-8	1 Inch	10	15	5¾ Lb.	11.25	**6.75**
Line Transformer No. 8749 for Above Speakers							1 Lb.	2.00	**1.20**
Universal Plate Transformer No. 8760 for Above Speakers							1 Lb.	2.00	**1.20**

NOTE—All Line Transformers Tapped for 500—1000—1500—2000 Ohms.

THE NEW UTAH BI-DIRECTIONAL SPEAKERS

The Utah Bi-Directional Speaker embodying the latest speaker design and construction features, has been especially developed and engineered for factory call and paging systems.

Their sturdy construction and improved design combined with their popular price make them ideal for factories, hotels, clubs, etc. The baffles are molded, non-metallic. There is no excessive low frequency response to distort intelligibility. A swivel joint bracket assures correct mounting.

Stock Number	Cone Housing Diameter	Magnet Weight	Voice Coil Impedance	Voice Coil Diameter	Normal Wattage	Peak Wattage	Dimensions (Inches)	Shipping Weight	List Price	Net Price
W-800	8 Inch	12 Oz.	6-8	¾ Inch	8	12	9½ x 5	6¼ Lb.	$15.50	**$9.30**
List Price Includes Line Transformer. 1 to 8 speakers can be connected across 250 or 500 Ohm line. Transformer tapped for 500—1000—1500—2000 Ohms										
W-801	8 Inch	12 Oz.	6-8	¾ Inch	8	12	9½ x 5	6¼ Lb.	$15.50	**$9.30**
List Price Includes Line Transformer. 9 to 20 speakers can be connected across 250 or 500 Ohm line. Transformer tapped for 2500—3750—4000—4750 Ohms.										

UTAH WALL REPRODUCER

The new Utah Wall Reproducer is the effective solution for sound systems that require a reproducer for music as well as voice. Its low price makes it an economical one as well. The finish blends with any decorative scheme.

The tone quality has been immeasurably improved by the molded, non-metallic housing. Ideal coverage of a given area is assured because of the scientifically engineered angle of the new Utah Wall Reproducer.

Stock Number	Cone Housing Diameter	Magnet Weight	Voice Coil Impedance	Voice Coil Diameter	Normal Wattage	Peak Wattage	Dimensions (Inches)	Shipping Weight	List Price	Net Price
W-810	8 Inch	12 Oz.	6-8	¾ Inch	8	12	13 x 11	4 Lb.	$13.75	**$8.25**
Line Transformer No. 8747 for above wall reproducer								¾ Lb.	1.50	**.90**
Universal Plate Transformer No. 8759 for above wall reproducer								¾ Lb.	1.50	**.90**

Copyright by U. C. P., Inc.

utah REPLACEMENT SPEAKERS

UTAH "Q" SERIES REPLACEMENT SPEAKERS



Stock Number	Cone Housing Diameter	Field Resistance (Ohms)	Voice Coil Diameter	Shipping Weight	List Price	Net Price
Q330	3½ Inch	3000	½ Inch	1 Lb.	$3.05	**$1.83**
Q345	3½ Inch	450	⅝ Inch	1 Lb.	3.05	**1.83**
Single 25L6 Output Transformer (2000 Ohm Impedance) **No. 8757** for Above Speaker				½ Lb.	1.05	**.63**
Q-427	4 Inch	2750	½ Inch	1½ Lb.	3.05	**1.83**
Q-445	4 Inch	450	½ Inch	1½ Lb.	3.05	**1.83**
Q506	5 Inch	6	⅝ Inch	1½ Lb.	3.05	**1.83**
Q510	5 Inch	1000	⅝ Inch	1½ Lb.	3.05	**1.83**
Q518	5 Inch	1800 Tapped at 300	⅝ Inch	1½ Lb.	3.05	**1.83**
Q530	5 Inch	3000 Tapped at 2500	⅝ Inch	1½ Lb.	3.05	**1.83**
Q545	5 Inch	450	⅝ Inch	1½ Lb.	3.05	**1.83**
Single Output Transformer No. 8770 (25L6—25L6G—25L6GT—25B6G—35L6GT-48, 2000 Ohm Impedance) for Above Speakers				½ Lb.	1.05	**.63**
Single Output Transformer No. 8771 (6V6—6V6G—25A6—25A6G—25A7G—43—71A, 4000 Ohm Impedance) for Above Speakers				½ Lb.	1.05	**.63**
Single Output Transformer No. 8772 (1C5G—1G5G—6A4—6F6—6G6G—6K6GT—20—30—11H4G—31—33—38—39—112A—41—42, 10,000 Ohm Impedance) for Above Speakers				½ Lb.	1.05	**.63**
Single Output Transformer No. 8773 (1A5G—1F4—1F5G, 25,000 Ohm Impedance) for Above Speakers				½ Lb.	1.05	**.63**
Shipping Weight of Above Transformers				½ Lb.		

NOTE—Special Triangular Mounting Bracket for Crosley Sets—**Stock Number P7705**—List Price .25

NOTE—Above Transformers available with Type D. Chassis style mounting at same prices.

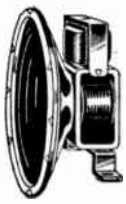

Stock Number	Cone Housing Diameter	Field Resistance (Ohms)	Voice Coil Diameter	Shipping Weight	List Price	Net Price
Q606	6 Inch	6	⅝ Inch	2½ Lb.	$4.70	**$2.82**
Q610	6 Inch	1000	⅝ Inch	2½ Lb.	4.70	**2.82**
Q618	6 Inch	1800 Tapped at 300	⅝ Inch	2½ Lb.	4.70	**2.82**
Q620	6 Inch	2000	⅝ Inch	2½ Lb.	4.70	**2.82**
Q625	6 Inch	2500	⅝ Inch	2½ Lb.	4.70	**2.82**
Q810	8 Inch	1000	¾ Inch	3½ Lb.	6.05	**3.63**
Q818	8 Inch	1800 Tapped at 300	¾ Inch	3½ Lb.	6.05	**3.63**
Q820	8 Inch	2000	¾ Inch	3½ Lb.	6.05	**3.63**
Q825	8 Inch	2500	¾ Inch	3½ Lb.	6.05	**3.63**
Q1010	10 Inch	1000	1 Inch	5¾ Lb.	8.25	**4.95**
Q1015	10 Inch	1500	1 Inch	5¾ Lb.	8.25	**4.95**
Q1020	10 Inch	2000	1 Inch	5¾ Lb.	8.25	**4.95**
Q1025	10 Inch	2500	1 Inch	5¾ Lb.	8.25	**4.95**
Q1210	12 Inch	1000	1 Inch	6¾ Lb.	9.65	**5.79**
Q1215	12 Inch	1500	1 Inch	6¾ Lb.	9.65	**5.79**
Q1220	12 Inch	2000	1 Inch	6¾ Lb.	9.65	**5.79**
Q1225	12 Inch	2500	1 Inch	6¾ Lb.	9.65	**5.79**

NOTE—Universal Transformer—Standard Equipment on Above Speakers.

THE FAMOUS UTAH "R" SERIES REPLACEMENT DYNAMIC SPEAKERS

The "R" Series combines maximum performance at lowest possible cost. One size heavier wire used in the field gives higher flux density resulting in better efficiency and damping and purer tone quality. Bucking coil for "humless" performance used throughout the entire "R" series. Undoubtedly the best speaker value in the industry.

Stock Number	Cone Housing Diameter	Field Resistance (Ohms)	Voice Coil Diameter	Shipping Weight	List Price	Net Price
R345	3½ Inch	450	⅝ Inch	1 Lb.	$3.60	**$2.16**
R506	5 Inch	6	⅝ Inch	1½ Lb.	3.60	**2.16**
R510	5 Inch	1000	⅝ Inch	1½ Lb.	3.60	**2.16**
R518	5 Inch	1800 Tapped at 300	⅝ Inch	1½ Lb.	3.60	**2.16**
R530	5 Inch	3000 Tapped at 2500	⅝ Inch	1½ Lb.	3.60	**2.16**
R545	5 Inch	450	⅝ Inch	1½ Lb.	3.60	**2.16**
R606	6 Inch	6	¾ Inch	2¾ Lb.	5.75	**3.45**
R610	6 Inch	1000	¾ Inch	2¾ Lb.	5.75	**3.45**
R618	6 Inch	1800 Tapped at 300	¾ Inch	2¾ Lb.	5.75	**3.45**
R620	6 Inch	2000	¾ Inch	2¾ Lb.	5.75	**3.45**
R625	6 Inch	2500	¾ Inch	2¾ Lb.	5.75	**3.45**
R810	8 Inch	1000	¾ Inch	5 Lb.	6.85	**4.11**
R815	8 Inch	1500	¾ Inch	5 Lb.	6.85	**4.11**
R818	8 Inch	1800 Tapped at 300	¾ Inch	5 Lb.	6.85	**4.11**
R820	8 Inch	2000	¾ Inch	5 Lb.	6.85	**4.11**
R825	8 Inch	2500	¾ Inch	5 Lb.	6.85	**4.11**
R1010	10 Inch	1000	1 Inch	7¼ Lb.	10.25	**6.15**
R1015	10 Inch	1500	1 Inch	7¼ Lb.	10.25	**6.15**
R1020	10 Inch	2000	1 Inch	7¼ Lb.	10.25	**6.15**
R1025	10 Inch	2500	1 Inch	7¼ Lb.	10.25	**6.15**
R1210	12 Inch	1000	1 Inch	8 Lb.	11.85	**7.11**
R1215	12 Inch	1500	1 Inch	8 Lb.	11.85	**7.11**
R1220	12 Inch	2000	1 Inch	8 Lb.	11.85	**7.11**
R1225	12 Inch	2500	1 Inch	8 Lb.	11.85	**7.11**

NOTE—**Universal Transformers Standard Equipment on Above Speakers except No. R345** (Voice Coil Impedance 3½ Ohm.) **Single 25L6 Output Transformer** (2000 Ohm Impedance) **No. 8757 for No. R345** —List Price $1.05. Net Price 63c. (Shipping Weight ½ Lb.)

Copyright by U. C. P., Inc.

utah SPEAKERS & TRUMPETS

NEW UTAH AC FIELD EXCITED SPEAKERS

Again Utah engineering brings you a solution for the current shortage of certain essential raw maerials. A complete line of AC Field Excited Speakers humless in operation, and equivalent in performance to the famous Utah high fidelity Permo Dynamic line. A speaker for every public address and sound requirement. Require only the addition of the AC field supply shown below to substitute for any Permo Dynamic application. Standard Utah weather-resistant construction. Use Standard Utah output transformers.

Stock Number	Cone Diameter	Voice Coil Impedance	Voice Coil Diameter	Normal Wattage	Peak Wattage	List Price	NET PRICE
8 AC 30	8 Inch	6-8 Ohm	1¼"	12	18	$ 8.75	$ 5.25
10 AC 12	10 Inch	"	1"	9	14	6.00	3.60
12 AC 12	12 Inch	"	1"	10	15	7.00	4.20
12 AC 20	12 Inch	"	1"	13	20	9.00	5.40
12 AC 40	12 Inch	"	1¼"	16	24	11.25	6.75
12 AC 75	12 Inch	"	1½"	21	32	17.50	10.50



12 AC 20

NEW AC FIELD EXCITATION SUPPLY

AC field supply properly designed for humless operation of any of the above Speakers. At 117 volts, 60 cycle input, the maximum output is 12 watts at 105 mills. May be mounted directly in the speaker baffle. Use a separate supply for each speaker. Price less Rectifier tube but includes ballast and plug. No cord furnished. Requires 1—50 Y6 GT rectifier tube.

Stock No. ACSFI—List Price $4.75 ..... **NET PRICE $2.85**

ACSF1

DRIVER REFLEX TRUMPETS

Three years of Utah research now gives you a new projector trumpet that will amaze you with its higher efficiency, its broader frequency response, its sturdier construction, its new beautiful finish. Available in 2 models, reflexed for compactness, fully weather proofed, and equipped with a sturdy ratchet lock mounting fixture that locks positively at any practical angle. In combination with the driver unit listed below, we invite you to compare Utah's projectors with any on the market. We know your reaction will be favorable.

21D SPECIFICATIONS

Overall Length ..... 17 Inches
Bell Diameter ..... 21 Inches
Projection Angle ..... 90 Degrees
Shipping Weight ..... 16 Lbs
Driver unit attachment tapped for 1⅜ x 18 "standard".
Mounting Fixture tapped for ½ inch I.P.S.
High Lustre Baked-on Art Enamel.
Exponential length ..... 4 Feet
List Price, Less Unit $24.50
NET PRICE $14.70

25D SPECIFICATIONS

Overall Length ..... 20 Inches
Bell Diameter ..... 25 Inches
Projection Angle ..... 90 Degrees
Shipping Weight ..... 20 Lbs
Driver unit attachment tapped for 1⅜ x 18 "standard".
Mounting Fixture tapped for ½ inch I.P.S.
High Lustre Baked-on Art Enamel.
Exponential length ..... 4 Feet 10 Inches
List Price, Less Unit $34.50
NET PRICE $20.70

24D

TRUMPET DRIVER UNIT ONLY

Utah's new driver unit in combination with the Utah projectors shown above offers power, efficiency and a frequency band coverage you never expected to be able to secure in a trumpet before. See it now—at your Utah Jobber. 25 Watt rating, dust proof, weather proof and fool proof. 16 ohm voice coil.

List Price $42.50 ..... **NET PRICE $25.50**

Driver

Copyright by U. C. P., Inc.

Thank You!

When writing for additional information or when ordering from sources of supply listed in this book, please mention

RADIO'S MASTER ENCYCLOPEDIA

QUAM SPEAKERS with *Interchangeable* Transformers

QUAM *Senior* ELECTRO-DYNAMICS



The problems of service engineers became the problems of our engineers when planning the QUAM line of replacement speakers. Every possible situation that might confront the engineer in the field was taken into consideration. We sincerely believe that our success in solving these problems is indicated by a study of the various features that make the line distinctive. The field coils of QUAM Senior Electro Dynamic speakers are enclosed in Fire Underwriter's Approved metal shields. This provides weather proofing and protection from mechanical injury. Universal mounting brackets are supplied with the 4", 5", 5½" and 6½" speakers. The field coil pots are drilled and tapped for mounting direct to the chassis, or on a bracket. Each speaker may be installed with minimum effort.

MODEL 40S — 4" Standard — List $2.85
Rating 3.5 watts. Dustproofed. 10" leads. Dimensions: Dia., 4 3/32" Square basket; Mtg. Dia., 4 11/16"; Depth, 2 13/64". Ship. Wgt., ¾ lbs. Model 40SM—Same as 40S EXCEPT depth 2 1/32".

MODEL 50S — 5" Standard — List $2.95
Rating 3.5 watts. Dustproofed. 10" leads. Dimensions: Dia., 5" Round basket; Mtg. Dia., 4 11/16"; Depth, 2 9/16" Ship. Wgt., 2 lbs.

MODEL 55S — 5½" Standard — List $3.30
Rating 4.5 watts. Dustproofed. 10" leads. Dimensions: Dia., 5 9/16" Square basket; Mtg. Dia., 6⅛"; Depth, 2 33/64". Ship. Wgt., 2½ lbs.

MODEL 65M — 6½" Modified — List $3.45
Rating 4.5 watts. Dustproofed. 12" leads. Dimensions: Dia., 6½" Round basket; Mtg. Dia., 6⅛"; Depth, 2 31/64". Ship. Wgt., 2½ lbs.

MODEL 65S — 6½" Standard — List $4.10
Rating 5.5 watts. Dustproofed. 15" leads. Dimensions: Dia., 6½" Round basket; Mtg. Dia., 6⅛"; Depth, 3 13/64". Ship. Wgt., 2¾ lbs.

MODEL 80M — 8" Modified — List $5.05
Rating 6 watts. Dustproofed. 18" leads. Coil pot cover. Dimensions: 8" Round basket; Mtg. Dia., 7 11/16"; Depth, 3 13/16". Ship. Wgt. 3 lbs.

MODEL 80S — 8" Standard — List $6.50
Rating 8 watts. Dustproofed. Coil pot cover. 18" leads. Dimensions: 8" Round basket; Mtg. Dia., 7 11/16"; Depth, 4 7/32". Ship. Wgt., 4½ lbs.

MODEL 120S — 12" Standard — List $8.50
Rating 12 watts. Dustproofed. 24" leads. Black finish with chromium pot cover. Dimensions: 12" Round basket; Mounting Dia., 11 5/16"; Depth, 5 29/32". Ship Wgt. 8½ lbs.

Field resistances are indicated by part numbers. Be sure to specify part numbers and model numbers when ordering.

Field	Models 40S	40SM	50S	55S	65M	65S	80M	80S	120S
3000 Ohms	43038	43038M	53038	553038	6M3038	63037	.....	.....	.....
2500 Ohms	42537	42537M	52537	552537	6M2537	62536	8M2536	82535	122535
1800 Ohms	41836	41836M	51836	551836	6M1836	61835	8M1835	81834	.....
1500 Ohms	.....	.....	.....	.....	.....	.....	.....	.....	121533
1000 Ohms	41035	41035M	51035	551035	6M1035	61034	8M1034	81033	121032
450 Ohms*	44533*	44533M*	54533*	554533*	6M4533*	64532*	8M4532*	.....	.....
6 Volt	4624	4624M	5623	55623	6M623	6622	8M622	8621	.....

*Bucking Coil included.

Voice coil impedances on above speakers 4 ohms at 400 cycles. Transformer mounting brackets included on all speakers. **List prices do not include transformers.** See reverse side for matching transformers.

QUAM *Senior* P. M. DYNAMICS



Service and sound engineers have adopted QUAM Senior P. M. Dynamics as their standard. These units are designed to fill the demand for speakers with unusual power handling capacity. They have excellent frequency response characteristics. The arc welded construction used insures permanent alignment of integral parts. QUAM Senior P. M. Dynamics are suited for a wide range of installations such as AC and AC-DC sets, automobile sets and battery portables, home sets, public address systems, inter-office communication systems, and as auxiliary speakers. They do not require current for field excitation.

MODEL 40PM — 4" 5 oz. Magnet — List $3.80
Rating 3.5 watts. Completely dustproofed. Dimensions: Dia., 4 3/32" Square basket; Mtg. Dia., 4 11/16"; Depth, 2 1/16". Ship. Wgt., 2½ lbs.

MODEL 50PM — 5" 5 oz. Magnet — List $3.90
Rating 3.5 watts. Completely dustproofed. Dimensions: Dia., 5" Round basket; Mtg. Dia., 4 11/16"; Depth, 2 3/16". Ship. Wgt., 2½ lbs.

MODEL 55PM — 5½" 8 oz. Magnet — List $4.90
Rating 4.5 watts. Completely dustproofed. Dimensions: Dia., 5 9/16" Square basket; Mounting Dia., 6⅛"; Depth, 2⅝". Ship. Wgt. 2¾ lbs.

MODEL 65PM — 6½" 8 oz. Magnet — List $5.00
Rating 5.5 watts. Completely dustproofed. Dimensions: Dia., 6½" Round basket; Mounting Dia., 6⅛"; Depth, 2 33/64". Ship. Wgt. 2¾ lbs.

MODEL 80PM — 8" 8 oz. Magnet — List $5.80
Rating 7 watts. Completely dustproofed. Dimensions: Dia., 8" Round basket; Mtg. Dia., 7 11/16"; Depth, 3 13/16". Ship. Wgt., 3 lbs.

MODEL S80PM — 8" 28 oz. Magnet — List $12.50
Rating 10 watts. Pot cover. Completely dustproofed. Dimensions: Dia., 8" Round basket; Mounting Dia., 7 11/16"; Depth 3 11/16". Ship. Wgt. 5¾ lbs.

MODEL D80PM — 8" 48 oz. Magnet — List $18.20
Rating 15 watts. Pot cover. Completely dustproofed. Dia., 8" Round basket; Mtg. Dia., 7 11/16"; Depth, 4⅛". Ship. Wgt., 7½ lbs.

MODEL M120PM — 12" 28 oz. Magnet — List $14.05
Rating 15 watts. Pot cover. Completely dustproofed. Dia., 12" Round basket; Mtg. Dia., 11 5/16"; Depth, 5 3/32". Ship. Wgt. 7 lbs.

MODEL 120PM — 12" 48 oz. Magnet — List $19.75
Rating 25 watts. Pot cover. Completely dustproofed. Dia., 12" Round basket; Mtg. Dia., 11 5/16"; Depth, 5 13/32". Ship. Wgt. 8½ lbs.

Voice coil impedances on 120 PM, M120PM, D80PM and S80PM, 6 ohms at 400 cycles. All other speakers shown above have 4 ohm voice coil impedance at 400 cycles. Transformer mounting brackets included on all speakers. **List prices do not include transformers.** See reverse side for matching transformers.

QUAM *Permanic* SPEAKERS



MODEL 40 — 4" Permanic — List $2.70
10" leads. Dimensions: Dia., 4 3/32" Square basket; Mounting Dia., 4 11/16"; Depth, 2 9/32". Ship. Wgt. ¾ lb.

MODEL	TUBE IMPEDANCE
40L	Low
40M	Medium
40H	High
40C	500 ohm line

MODEL 50 — 5" Permanic — List $2.75
10" leads. Dimensions: Dia., 5" Round basket; Mounting Dia., 4 11/16"; Depth, 2 13/32". Ship. Wgt. 1 lb.

MODEL	TUBE IMPEDANCE
50L	Low
50M	Medium
50H	High
50C	500 ohm line

MODEL 65 — 6½" Permanic — List $3.10
10" leads. Dimensions: Dia., 6½" Round basket; Mounting Dia., 6⅛"; Depth, 2 31/64". Ship. Wgt. 1½ lbs.

MODEL	TUBE IMPEDANCE
65L	Low
65M	Medium
65H	High
65C	500 ohm line

Check this listing of tube impedances for correct selections

LOW IMPEDANCE TUBES (Order 40L, 50L or 65L)

Types 48 and 43 in push-pull, single types 43, 45, 59, 71A, 12A5, 25L6, 32L7, 50L6, 25B5 and for any type of output tube in single or push-pull having a total primary load impedance of 2000 to 6000 ohms.

MEDIUM IMPEDANCE TUBES (Order 40M, 50M or 65M)

Types 43, 45, 71A in push-pull and single types 10, 12A, 18, 19, 20, 31, 33, 38, 41, 42, 43, 46, 47, 49, 59, 89, 2A5, 6A4, 6A6, 12A5, LA, GA, PZ, 1C5, 1Q5, 6K6, 6F6, 6C6 and for any type of output tube in single or push-pull having a total primary load imp. of 6000 to 12,000 ohms.

HIGH IMPEDANCE TUBES (Order 40H, 50H or 65H)

Types 10, 12A, 18, 19, 20, 31, 33, 38, 41, 42, 46, 47, 79, 59, 89, 2A5, 6A4, LA, 6A6, in push-pull and single types 38, 49, 12A7, 1A5, and for any type of output tube in single or push-pull having a total primary load impedance of 12,000 to 25,000 ohms.

Copyright by U. C. P., Inc.

PRICES SUBJECT TO CHANGE WITHOUT NOTICE

QUAM SPEAKERS with *Interchangeable* Transformers

QUAM *Junior* Electro-Dynamics

The demand for lower priced replacement speakers carrying the full guarantee of the manufacturer resulted in the QUAM JUNIOR Replacement Line. These speakers are constructed of quality materials and give excellent performance characteristics. The finish is baked brown enamel.

MODEL 40J 4" Junior List $2.35
Rating 2.5 watts. 10" leads. Dimensions: Dia., $4\frac{3}{32}$" Square basket; Mounting Dia., $4\frac{11}{16}$"; Depth $1\frac{23}{32}$". Ship. Wgt. 1¾ lbs.

MODEL 50J 5" Junior List $2.45
Rating 2.5 watts, 10" leads. Dimensions: Dia., 5" Round basket; Mounting Dia., $4\frac{11}{16}$"; Depth, $2\frac{5}{32}$". Ship. Wgt. 2 lbs.

MODEL 65J 6½" Junior List $3.00
Rating 3.5 watts. 12" leads. Dimensions: Dia., 6½" Round basket; Mounting Dia., 6⅛"; Depth, 2¾". Ship. Wgt. 2½ lbs.

MODEL 80J 8" Junior List $4.00
Rating 4 watts. 15" leads. Dimensions: Dia., 8" Round basket; Mounting Dia., $7\frac{11}{16}$"; Depth, $3\frac{13}{32}$". Ship. Wgt. 2½ lbs.

Field resistances are indicated by part numbers. Be sure to specify part numbers and model numbers when ordering.

Field	Model Number 40J	50J	65J	80J
3000 Ohms	4JD30	5JD30	6JD30	8JD30
2500 Ohms	4JD25	5JD25	6JD25	8JD25
1800 Ohms	4JD18	5JD18	6JD18	8JD18
1000 Ohms	4JD10	5JD10	6JD10	8JD10
450 Ohms*	4JD45*	5JD45*	6JD45*	8JD45*
6 Volt†	4JD4†	5JD4†	6JD4†	8JD4†

*Bucking Coil included. †Dustproofed.
Voice coil impedances on above speakers 4 ohms at 400 cycles. Transformer mounting brackets included on all speakers. **List prices do not include transformers.** See column at right for matching transformers.

QUAM *Cabinet* SPEAKERS

Suitable for table or wall mounting. Scientifically designed and constructed of seasoned hardwood throughout to provide clear, wide range reproduction. Cabinets are not sold separately.

To arrive at complete unit price, add list price of cabinet to list price of speaker. Any 12" QUAM speaker can be ordered installed in the 120 cabinet and any 8" QUAM speaker in the 80 cabinet.

SPEAKER CABINET 120 List $10.95
Cabinet Only. For 12" speaker. Not sold separately. Dimensions: Height 15", Width 14", Depth at Base 9½", at Top, 5". Ship. Wgt. 9 lbs.

SPEAKER CABINET 80 List $5.50
Cabinet Only. For 8" speaker. Not sold separately. Dimensions: Height, 11½"; Width, 11⅝"; Depth at Base, 5"; at Top, 3". Ship. Wgt. 4 lbs.

QUAM *Junior* P. M. Dynamics



Well designed and built. Performance characteristics are excellent. Made in various sizes and specifications for table models, consoles, automobile sets, battery portables and intercommunication systems. The finish is baked brown enamel.

MODEL 4JP2 4" List $2.45
Rating 1.5 watts. L.F.S. dustproofing. Dimensions: Dia. $4\frac{3}{32}$" Square basket; Mounting Dia., $4\frac{11}{16}$"; Depth, $1\frac{53}{64}$". Ship. Wgt. 1¼ lbs. 2 oz. Magnet.

MODEL 4JP4 4" List $3.05
Rating 2.5 watts. L.F.S. dustproofing. Dimensions: Dia., $4\frac{3}{32}$" Square basket; Mounting Dia., $4\frac{11}{16}$"; Depth, $1\frac{53}{64}$". Ship. Wgt. 1⅜ lbs. 4 oz. Magnet.

MODEL 5JP2 5" List $2.55
Rating 1.5 watts. L.F.S. dustproofing. Dimensions: Dia., 5" Round basket; Mounting Dia., $4\frac{11}{16}$"; Depth, $2\frac{1}{64}$". Ship. Wgt. 1⅜ lbs. 2 oz. Magnet.

MODEL 5JP4 5" List $3.15
Rating 2.5 watts. L.F.S. dustproofing. Dimensions: Dia., 5" Round basket; Mounting Dia., $4\frac{11}{16}$"; Depth, $2\frac{1}{64}$". Ship. Wgt. 1½ lbs. 4 oz. Magnet.

MODEL 6JP4 6½" List $3.35
Rating 2.5 watts. L.F.S. dustproofing. Dimensions: Dia., 6½" Round basket; Mounting Dia., 6⅛"; Depth, $2\frac{3}{16}$". Ship. Wgt. 2¼ lbs. 4 oz. Magnet.

MODEL 8JP5 8" List $4.50
Rating 3.5 watts. L.F.S. dustproofing. Dimensions: Dia., 8" Round basket; Mounting Dia., $7\frac{11}{16}$"; Depth, $3\frac{13}{32}$". Ship. Wgt. 2⅝ lbs. 5 oz. Magnet.

MODEL 8JP7 8" List $5.25
Rating 6 watts. L.F.S. dustproofing. Dimensions: Dia., 8" Round basket; Mounting Dia., $7\frac{11}{16}$"; Depth, $3\frac{13}{32}$". Ship. Wgt. 2¾ lbs. 7 oz. Magnet.

Voice coil impedances on above speakers 4 ohms at 400 cycles. Transformer mounting brackets included on all speakers. **List prices do not include transformers.** See column at right for matching transformers.

QUAM *Permanic* Microphones

A truly sensational microphone that requires no batteries or transformer. Compares favorably with a crystal microphone and yet it costs only about one-third as much! Frequency range of 60 to 8000 cycles with an output level of — 50 DB. Connects directly to the grid of the amplifier tube in any radio set. Finds many uses for home broadcasting, sales meetings, call systems, truck ballyhoos, amateur radio use, and wherever a low priced, sturdy microphone is needed. Also used in conjunction with wireless record players. Available in brown or black crackle finish. (Brown furnished unless black is specified.)

5' cord and pin tip connectors..... **List $3.80**
5' shielded cable and pin tip connectors **List $4.10**
With 20' cord, not shielded..... **List $4.40**
Dimensions: Height, 5⅜"; Width, 4¼"; Base Diameter 3½". Ship. Wgt. 1½ lbs.

Select Matching Transformers from this list

One of the greatest contributions to servicing is the interchangeable transformer. This feature, pioneered by QUAM, continues to meet with universal enthusiasm. Prior to the inception of this feature, engineers in the field had to be content with transformers having various matches which were not only inefficient, but costly, or wait for factory delivery of proper transformers. The transformer with correct matching impedance renders greater value in truer tone at less cost. All QUAM replacement transformers are manufactured from quality materials and are made impervious to climatic conditions by vacuum wax impregnation.

Models 40S, 40SM, 50S, 55S, 65M, 40PM, 50PM, 55PM, 40J, 50J, 65J, 4JP2, 4JP4, 5JP2, 5JP4, 6JP4

Size — ½ x ½

No.	Impedance	Tube
T-773	2000 ohm	25B5, 25L6, etc.
T-704	4000 ohm	25A7, 43, etc.
T-706	7000 ohm	2A5, 42, 6F6, 47
T-717	10000 ohm	41, 89, etc.

LIST PRICE — EACH.....$0.85

Model 65S, 80M, 65PM, 80PM, 80J, 8JP5, 8JP7

Size — ½ x ⅝

No.	Impedance	Tube
T-766	16000 ohm	1T5
T-774	2000 ohm	25B5, 25L6, etc.
T-543	4000 ohm	25A7, 43, etc.
T-548	7000 ohm	2A5, 42, 6F6, 47
T-557	10000 ohm	89, 41, etc.
T-733	10000 ohm (plate to plate)	P.P., 6F6, 19, etc.
T-747	500 and 1000 ohm line	
T-992	25000 ohm	1A5G

LIST PRICE — EACH..... $0.95
Transformers listed above can be furnished with metal shells. Add 10c to list price.

Size — ½ x ⅝
T-752 Universal (all tubes) **List $1.35**

Models 80S, 80PM

Size — ⅝ x ⅝

No.	Impedance	Tube
T-813	16000 ohm	1T52
T-771	2000 ohm	25B5, 25L6, etc.
T-767	4000 ohm	43, etc.
T-718	7000 ohm	42, 6F6, etc.
T-797	10000 ohm	41, etc.
T-1009	25000 ohm	1A5G

LIST PRICE — EACH.....$1.20

T-743	14000 ohm (plate to plate)	P.P., 42, 6F6, etc.
T-798	8000 ohm (plate to plate)	P.P., 43
T-744	500 and 1000 ohm line	
T-745	10000 ohm (plate to plate)	19, P.P., 41, 6F6, etc.

LIST PRICE — EACH.....$1.35
T-751 Universal.....All Tubes **List $1.75**

Models 120S, S80PM, D80PM, M120PM, 120PM

Size — ¾ x ¾

No.	Impedance	Tube
T-799	2500 ohm	2A3-45, etc.
T-559	4000 ohm	6L6, 6V6, etc.
T-740	7000 ohm	42, 2A5, etc.
T-546	10000 ohm	41, 49, etc.

LIST PRICE — EACH.....$1.50

T-741	14000 ohm (plate to plate)	P.P., 42, etc.
T-749	10000 ohm (plate to plate)	P.P., 41, etc.
T-748	5000 ohm (plate to plate)	P.P., 2A3, 45, 6L6, etc.
T-742	500 and 1000 ohm line	

LIST PRICE — EACH.....$1.75
T-750 Universal.....All tubes **List $2.10**

PRICES SUBJECT TO CHANGE WITHOUT NOTICE

Copyright by U. C. P., Inc.

HIGH EFFICIENCY REFLEX SPEAKERS

UNIVERSITY

HIGH POWER DRIVER UNITS

HIGH EFFICIENCY REFLEXED LOUDSPEAKERS

The invention and development of University Reflexed Loudspeakers constitute one of the few really important additions to the art of acoustic reproducers in recent years.

It represents a fusing together of the basic scientific instrument for the high efficiency reproduction of sound, with the modern streamline concepts in engineering design.

A few of the important features of University Reflexed loudspeakers are listed below:

- Absolutely Non-Resonant under all conditions.
- Efficient enough to cut amplifier cost in half.
- 25 watts power rating cuts down number of speakers
- High acoustic output overcomes worst background noise
- Totally waterproof under all climatic conditions.
- Uniform frequency response eliminates "microphonics".
- Unbreakable diaphragm increases life of installation.
- Razor sharp clarity on voice reproduction.

All University Reflexed loudspeakers include the following as standard equipment:

- Non-Resonant acoustic rubber rims to eliminate resonance.
- Universal U bracket for a quick permanent mounting.
- Dust covers for driver units (only with PAH or PLH units).

Although outwardly of the appearance of cone speaker projectors, the University Reflexed Projectors are of the high efficiency exponential air-column type.

It is a well known fact that the driver unit-exponential horn loudspeaker possesses the highest possible acoustic efficiency, a correctly designed combination having up to 50% electro-acoustic conversion efficiency at speech frequencies. Compare this with the usual 10-15% for cone speakers with projectors.

University Reflexed loudspeakers therefore have the following advantages due to high efficiency:

- Less amplifier power for given coverage.
- Double the acoustic power with the same amplifier.

Great annoyance in sound installations is caused by acoustic feedback, otherwise known as "microphone howl" or "singing".

Resonance peaks in the speaker feed back acoustically to the microphone, forcing the system into a state of continuous oscillation or "singing" even at low reinforcement sound levels.

University speakers eliminate this in three ways.

- Absolutely Non-Resonant.
- Uniform frequency response at high power levels.
- No "Rear" sound projection to feed back to microphone.

Reinforcement sound levels that reproduce speech clearly through the worst type of background noise are therefore obtained without any "microphonics".

HIGH POWER PERMANENT MAGNET DRIVER UNITS

Model	MD8	SAH	PAH	PLH
List	$22.00	$33.00	$53.00	$66.00
Power	12 Watts	25 Watts	25 Watts	25 Watts
Recommended Reflexed Horns	PH LH	SMH PH LH	PH LH GH	LH GH
Impedance	8	15 Ohms	15 Ohms	15 Ohms

The PM Driver Units listed on this sheet should preferably be used with any of the reflexed horns recommended.

Standard coupling threads used for all horns and driver units make any combination possible. The high power capacity of these driver units is due to the following:

- Unbreakable diaphragm suspension gives indefinite vibrating life.
- Duraluminium (heat proof) voice coil suspension for excess heat dissipation.
- Continuous check (for strength) at all stages of diaphragm construction.

Every part in the construction of the driver units is manufactured in our factory under the supervision of trained acoustic engineers.

The high electro-acoustic conversion efficiency of University driver units is due to the following:

- Accurately machined magnetic quality "Armco" (99.7% pure iron) pole piece assembly.
- Tested "Alnico" permanent magnets for highest flux density.
- Micrometer centering of voice coil to insure close magnetic gap tolerance.
- Acoustic coupling chamber machined to close tolerances.

Model	GH
Price	$76.50
Overall Length	25"
Bell	30"

Recommended Use
For best results for symphonic music and similar high quality installations.

Model	LH
Price	$39.25
Overall Length	21"
Bell	25"

Recommended Use
Most popular speaker for general high power voice and music projection. Good clear distance projection for army camps, etc.

Model	PH
Price	$24.25
Overall Length	16"
Bell	21"

Recommended Use
Intermediate speaker for general P.A. where average conditions are encountered.

Model	SMH
Price	$18.00
Overall Length	12"
Bell	14"

Recommended Use
Voice only — Excellent for mobile use — Police cars, etc.

Copyright by U. C. P., Inc.

RADIAL SPEAKERS

DUAL DRIVE SPEAKERS

UNIVERSITY

"BOOSTER" SPEAKERS

"BULL" SPEAKERS

WIDE RANGE DUAL DRIVER SPEAKER

Model WLC

Complete, including: Universal mounting, bracket, high and low frequency driver units, and wired-in filter net work.	
Length	25"
Bell	31"
Price	$156.00

Model WLC consists of two complete speakers in one housing with filter net work to divide high and low frequency signal components.

The output of both speakers is so blended as to give a faithful response over the widest possible frequency range.

Wide angle distribution is secured by the use of the cellular type construction in the high frequency horn.

An "Infinite Baffle" sealed acoustic chamber for the base cone driver results in extra low frequency response. Reflex driver projector gives very high efficiency in upper frequency range.

The result is uniform high efficiency over a wide frequency range. Speaker is waterproof for outdoor use.

RADIAL REFLEX PROJECTORS

Model RLH

Model	RLH	RSH
Price	$59.00	$26.00
Bell	26"	15"
Height	19"	12"
Recommended Driver	PAH	SAH

UNIVERSITY Radial Reflex Projectors are designed to give absolutely uniform 360° radial sound projection in all directions. A single radial reflex projector will cover large areas due to the speaker's high efficiency and non-directional projection. Radial Reflex Speakers are absolutely Non-Resonant and are waterproof for outdoor use. Both models of the single driver unit type listed come complete with suspension attachments but less driver units.

Models RSH and RLH have been widely used in airplane plants and other large National Defense factories with very successful results.

SUPER POWER BULL PROJECTORS

Model 2YH

Model	Price	Watts
2YH	$64.75	50
2RYH	$76.50	50
4XH	$88.25	100
4RXH	$120.00	100

For very highest power installations (National Defense, etc.), UNIVERSITY Bull Reflex high efficiency speakers should be used.

The 2YH "Baby Bull" uses two PAH or PLH driver units. It is similar in size to the Model LH. May be wired for 8 or 30 ohms.

Shipped complete (less drivers) with universal bracket and special "mushroom" dust cover.

Model 4XH is for use with four PAH or PLH driver units. May be wired for 4, 15 or 60 ohms. Similar in size to the model GH. Shipped complete (less drivers) with heavy duty universal bracket.

The models 2RYH and 4RXH listed are the radial 360° types of the speakers described above. They are especially good for chime installations, etc.

HIGH EFFICIENCY BOOSTER SPEAKERS

Model CR

Model	1B-8	CR
Price	$26.40	$42.00
Watts	12	20
Bell	8"	11"
Length	9"	8"

UNIVERSITY "Booster" Speakers are of the reflex high efficiency type and therefore will deliver many times the acoustic output of cone speakers. They have very uniform response in the voice frequency range and will overcome worst factory background noises.

They are being specified as standard in almost all airplane factories and National Defense plants. 1B-8 and CR Booster speakers are also available in radial 360° type on special order.

All "Booster" Speakers are shipped complete with universal mounting bracket and built-in driver unit.

Waterproof construction for outdoor use. For automobile use, order with special heavy duty mounting.

RADIAL CONE SPEAKER PROJECTORS

Model RBP-12

Model	RBP-12	RBP-8
Price	$29.40	$19.60
Diam.	26"	17"
Height	9"	7"

UNIVERSITY'S exclusive new design in 360° radial cone speaker projectors. Uses the "Infinite Baffle" principle to secure added, pure tone, low frequency response. Absolutely no trace of resonance. May be mounted flat against ceiling or by single point suspension. Floating rubber speaker mounting. All metal and rubber water-shedding construction makes projector satisfactory for outdoor use. Good tone quality makes speakers good for music installations in large National Defense factories.

ALL PRICES SUBJECT TO CHANGE WITHOUT NOTICE

Copyright by U. C. P., Inc.

Economy LOUD SPEAKERS PLUS-VALUE

This complete line of sturdy, dependable loud speakers was designed by a world-famous manufacturer of high-quality sound reproducers to give you most performance at lowest cost for radio replacement and general-purpose speaker applications. Every unit has been engineered for best possible performance consistent with low cost—every unit manufactured to high standards, carefully inspected and tested before shipment. Here is a complete range of sizes in P M and Field Coil designs — the answer to 99 percent of your low cost speaker requirements at a price that makes it unnecessary to consider cone replacements or job-lot "bargains."

PM SPEAKERS

Size Class	Stock Number	Voice Coil Ohms	Overall Diam.	Overall Depth	Dealer Net Price
2"	P-200	4	2½"	1 11/16"	$1.29
3"	P-300	4	3½"	1⅞"	1.31
4"	P-400	4	4⅛"	2¼"	1.38
5"	P-500	4	5"	2⅜"	1.39
6"	P-600	4	6½"	3 1/16"	2.05
8"	P-800	4	8⅛"	3⅜"	2.66
10"	P-1000	6	10"	4¾"	4.00
12"	P-1200	6	12⅛"	5½"	4.75

FIELD COIL SPEAKERS

Size Class	Stock No.	Voice Coil Ohms	Field Ohms	Overall Diam.	Overall Depth	Dealer Net Price
4"	F-400	4	2750	4⅛"	2⅛"	$1.29
	F-401	4	1000	4⅛"	2⅛"	1.29
	F-402	4	450	4⅛"	2⅛"	1.29
5"	F-500	4	2750	5"	2 5/16"	1.36
	F-501	4	1800(T)	5"	2 5/16"	1.36
	F-502	4	1000	5"	2 5/16"	1.36
	F-503	4	450	5"	2 5/16"	1.36
	F-504	4	6 volt	5"	2 5/16"	1.36
6"	F-600	4	2750	6½"	2¾"	1.56
	F-601	4	1800(T)	6½"	2¾"	1.56
	F-602	4	1000	6½"	2¾"	1.56
	F-603	4	6 volt	6½"	2¾"	1.56
8"	F-800	4	2500	8⅛"	3¼"	2.29
	F-801	4	1800(T)	8⅛"	3¼"	2.29
	F-802	4	1000	8⅛"	3¼"	2.29
	F-803	4	6 volt	8⅛"	3¼"	2.29
10"	F-1000	6	2500	10"	4¾"	3.09
	F-1001	6	1250	10"	4¾"	3.09
12"	F-1200	6	2500	12⅛"	5⅞"	3.93
	F-1201	6	1250	12⅛"	5⅞"	3.93

(T) Tapped at 300 Ohms.

TRANSFORMERS

FOR *Economy* LOUD SPEAKERS

All ECONOMY Loud Speakers are sold without attached transformers because (1) this avoids the expense of replacing original transformer if in good condition; (2) compromise performance can be avoided—you can select an efficient unit of appropriate impedance in plate or line types; (3) you save money, can service sets with a smaller speaker stock.

Note: Transformers mount directly on speakers except 2" and 3" models.

FIXED IMPEDANCE TYPE

Primary ohms	For 8" and smaller speakers (4 ohm v.c.)	For 10" and 12" speakers (6 ohm v.c.)
500	No. J-10	No. J-30
2,500 Center Tap	No. J-11	No. J-31
7,000	No. J-12	No. J-32
10,000 Center Tap	No. J-13	No. J-33
25,000	No. J-14	No. J-34
Dealer Net Price	$0.46	$0.75

No. J-20 Talkback Grid Transformer. Matches 4 to 6 ohm voice coil to high-impedance grid when speaker is used as microphone.
Dealer Net Price $0.79

ADJUSTABLE IMPEDANCE TYPE

Adjustable impedance transformers provide a variety of primary impedances in one unit. **Plate Types** reflect 4,500, 7,000, 10,000 and 14,000 ohms, all center-tapped. **Line Types** provide primary values of 500, 1,000, 1,500 and 2,000 ohms.

PLATE TO SPEAKER — **Dealer Net**

No. JP-50—For 8" and smaller speakers (4 ohm v.c.) $0.69
No. JP-60—For 10" and 12" speakers (6 ohm v.c.) ..... .97

LINE TO SPEAKER

No. JL-70—For 8" and smaller speakers (4 ohm v.c.) $0.69
No. JL-80—For 10" and 12" speakers (6 ohm v.c.) ..... .97

For Every Low Cost Application

Copyright by U. C. P., Inc.

Subject to Change Without Notice

Selectar connectors by BRUNO FOR GREATER flexibility.

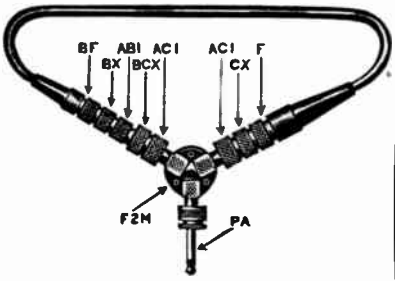

The height of convenience!
THE "CONNECTAR" KIT for Service Men

Amazingly handy! A universal connector kit that makes possible any sort of wiring combination . . . changing from Standard to Baby, from Male to Female, splices, extensions, phone plugs, etc. Kit consists of two AC1, one AB1 Adaptor Ring. One F2M 3-Way Connector, one each CX, BX Cable Extension. One BCX Cable Extension Reducer (from ⅝" to ½"-27 Thread). One PA Plug and a cable extension 1½ ft. long terminated with one F and one BF Connector.

Cat. No. K10 ..... **List $5.50**

3-Way Baby Connectors

With this ingenious smaller unit you can connect three cables in parallel (½"-27 thread). Sturdily made, finished black and brush chrome.

		List
Cat. No. B3F	—3 females	$1.75
Cat. No. B2FM	—2 females and 1 male	1.75
Cat. No. B2MF	—2 males and 1 female	1.75
Cat. No. B3M	—3 males	1.75

3-Way Standard Connectors

To connect three cables in parallel. ⅝"-27 thread. Greatly increases P.A. flexibility.

		List
Cat. No. 3F	—3 females	$1.75
Cat. No. 2FM	—2 females and 1 male	1.75
Cat. No. 2MF	—2 males and 1 female	1.75
Cat. No. 3M	—3 males	1.75

Cat. No. F—Female cable connector, complete with protecting rubber sleeve . . . ⅝"-27 thread, accommodates cable up to ¼" in diameter. Finished brush chrome.....**List 50c**

Cat. No. BF—A smaller female cable connector with protective rubber sleeve to prevent breakage of cable. ½"-27 thread, takes cable up to ¼" . . . Finished brush chrome. **List 45c**

Cat. No. BPA—Screws into Baby BF connector, allowing cable to be plugged into any phone-jack. No soldering necessary. ½"-27 thread ..... **List 45c**

Cat. No. PA—Screws into Standard F connector, allowing cable to be plugged into any phone-jack. No soldering necessary, ⅝"-27 thread ..... **List 45c**

Locking Type Shielded Telephone Plug

Cannot be accidentally loosened from jack. Fountain pen thread requires single turn to hold it firmly locked. Strain relief positively eliminates ripping of cord from plug terminals. Twisting or tugging at cord will not mar the connection. Plug floats loosely in shell when removed from panel. Supplied with knurled panel receptacle which replaces hex. nut. Nickel plated polish finish.

Cat. No. LP2—(including receptacle) 2 circuits ..... **List $2.50**

Cat. No. LP3—(including receptacle) 3 circuits ..... **List $2.75**

Cable Connectors

Cat. No. BCX—Cable terminated with Standard female and cable terminated with Baby female, speedily connected with this convenient unit. ⅝"-27 thread.....**List $1.00**

Cat. No. BX*—Extends two cables having two female connectors, replacing male connector and cable. ½"-27 thread. Finished brush chrome ..... **List 55c**

Cat. No. CX—To extend two cables equipped with two female connectors, taking place of male connector and cable. ⅝"-27 thread . . . finished brush chrome..... **List 65c**

Single F Connector

Cable Assemblies

Convenient extension cables completely assembled with rubber-sleeved female connector and skinned at other end.

STANDARD
(98% shielded)

FC25 —25-ft. cable. **List $2.50**
FC50 —50-ft. cable. **List $4.50**
FC100—100-ft. cable. **List $8.50**

BABY
(2 wire non-shielded)

BFC25 —25-ft. cable. **List $2.00**
BFC50 —50-ft. cable. **List $3.75**
BFC100—100-ft. cable. **List $7.00**

Double F Connector

Cable Assemblies

Convenient extension cables completely assembled with rubber-sleeved female connector at each end.

STANDARD
(98% shielded)

2FC25 —25-ft. cable. **List $3.00**
2FC50 —50-ft. cable. **List $5.00**
2FC100—100-ft. cable. **List $9.00**

BABY
(2 wire non-shielded)

B2FC25 —25-ft. cable. **List $2.40**
B2FC50 —50-ft. cable. **List $4.15**
B2FC100—100-ft. cable. **List $7.40**

Connectors

Cat. No. AB1—½"-27 thread . . . changes male into female connection in a jiffy. Finished brush chrome ..... **List 20c**

Cat. No. AC1—A great convenience for changing male into female. ⅝"-27 thread. Finished brush chrome.

List 20c

Chassis Connectors

Cat. No. CC—Standard chassis type, closes circuit automatically when F connector is removed. Prevents howling. ⅜" hole, ⅝"-thread ..... **List 40c**

Cat. No. C—This is standard chassis connector, taking ⅜" chassis hole. ⅝"-27 thread. New, improved contacts. Finished brush chrome. **List 30c**

Cat. No. BC—Chassis type, same high quality as our Standard type C, but small, for 5-16" hole. ¼"-27 thread. Finished brush chrome. **List 25c**

Copyright by U. C. P., Inc.

EMCO

BAFFLES — BRACKETS



NEW! ARMORED ALL STEEL WEATHERPROOF MARINE HORNS

• FOR 6" AND 8" SPEAKERS — EASY MOUNTING

These weatherproof marine horns will withstand direct driving rain without damage to the cone speaker, constructed entirely of heavy gauge steel to withstand extreme hard use. The speaker dome is lined with acoustic felt to absorb back pressure and eliminate extra high frequencies and metallic resonance. Ideal for use in all indoor and outdoor installations. The special construction of these horns enables the reproduction of both voice and music with excellent fidelity of tone. Finished in a beautiful and durable weather resisting slate gray baked wrinkle enamel. Supplied with a unique and convenient mounting bracket which enables the speaker to be focused in any direction.

For 6" speakers ..... **Model MM-6** ..... **List Price $12.00**
For 8" speakers ..... **Model MM-8** ..... **List Price 16.00**

MIDGET 360° RADIAL PROJECTOR

• COMPLETE WITH SPEAKER

★  ★

A non resonant cone speaker projector designed to give uniform coverage in all horizontal directions. Ideal for use with small sound systems and inter-communication systems.

Speaker dome lined with heavy acoustic felt to eliminate extra high frequencies and metallic resonance. Will produce voice and music with excellent fidelity. Made of extra heavy gauge aluminum, finished in a beautiful battle ship gray, weather resisting lacquer. Suspension loop supplied on top of projector makes installation simple, allowing unit to be hung from a single ceiling point in the same manner as a lighting fixture. Overall diameter 17", height 7".

Complete with speaker, supplied complete with heavy duty 5" permanent magnet cone speaker. Conservative rating 5 watts.
Model RP-50 ..... **List Price $13.50**

NEW!!! ARMORED ALL STEEL BAFFLE



This new armored all steel baffle is made to withstand the severest service, the all steel construction makes it impossible to dent or damage any part of this baffle. Resonance effects are eliminated due to the modern design incorporated in the construction.
All holes for mounting speaker are punched, hardware for mounting speaker and hanging loops are supplied.
Speaker dome large enough to accommodate all types of 12" P.M. and Dynamic speakers with sufficient room for transformer.
Finished in a handsome and durable weather resisting slate gray wrinkle baked enamel.
Model No. AB-12 ..... **List Price $13.50**

NEW ACOUSTIC MARINE MIDGET BAFFLE

MARINE MIDGET BAFFLE

Designed for indoor and outdoor use. Inverted reflex design corresponds in effect to air column of 15 inches. **Speaker housing is lined with a heavy acoustic felt to eliminate extra high frequencies and metallic resonance.** Made of extra heavy gauge aluminum, finished in a beautiful battle ship gray. Adjustable bracket is supplied for mounting. Overall size 8", bell diameter 10".

Model MM-15 ..... **List Price $9.00**
5" permanent magnet speaker ideally suited for use with above baffle. Output rating 5 watts.
Model PM-5 ..... **List Price $4.00**

TRUCK MOUNTING BRACKET

Designed especially for our AB-12 baffles. A convenient fixture for mounting these baffles on sound trucks. Has four way swivel joint adjustment for tilting baffles in any direction. Made of extra heavy malleable steel casting, finished in gray crinkle.
Model MT-8 **List Price $5.00**

SADDLE & SWIVEL

A convenient bracket for AB-12 baffles. Made of extra heavy malleable steel casting. Has four way swivel joint adjustment with positive grip locks, finished in gray crinkle.
Model SS-7 **List Price $3.00**

MOUNTING STAND

A heavy stand designed especially for AB-12 baffles. Extends from 5 to 9 ft. Weighs 40 lbs. Has 18 inch diameter base. A special bracket and clamp permit the tilting of baffle at any angle. Two locking collars prevent slipping. These stands are very excellent for temporary and permanent installations.

Model HS-40 ..... **List Price $17.50**

ALL PRICES SUBJECT TO CHANGE WITHOUT NOTICE

Copyright by U. C. P., Inc.

EMCO

SPEAKER CABINETS



"ILLUMINATED"

Beautiful cabinets sensationally designed, Speaker cabinets with glamor, ideal for use in conjunction with coin operated phonographs. The distinctive illumination is accomplished by two 110 volt bulbs reflecting through colored plastic translucent panels. Cabinets supplied completely wired with sockets, cord and plug ready to be plugged into any wall outlet. Constructed of the finest quality walnut veneers, the musical motif grills add to the beauty of these cabinets.



MELODY MASTER—a new and distinct innovation in speaker cabinets, the organ grill of this cabinet is synonymous with music and will add to the beauty of the finest interior. Heavily constructed, made to accommodate all types of 12" cone speakers, speaker mounting hardware supplied.

Model No. MM-16 ..... **List Price $17.50**

SONATA—true distinction in speaker cabinet design, the musical motif grill adds to the beauty of this cabinet. Heavily constructed of the finest walnut veneers that will harmonize with the finest interiors, made to accommodate all types of 12" speakers, hardware for mounting speaker supplied.

Model No. SO-14 ..... **List Price $15.00**



Symphonic MUSIC BOX
FOR 12" SPEAKERS

A beautifully designed cabinet made of choice Walnut Veneers, and handsomely finished. Heavily constructed and reinforced throughout. Cleverly designed grill adds to the beauty of this cabinet. The slope front gives the proper directional effect to the speaker. Supplied complete with hardware for mounting speaker.

Model SM-12 ..... **List Price $8.50**

For 8" speakers, general construction and appearance same as above, physical size smaller to accommodate 8" speakers.

Model SM-8 ..... **List Price $7.00**

For 15" speakers, general construction and appearance same as SM-12, physical size larger and heavier constructed to accommodate 15" speakers.

Model No. SM-15 ..... **List Price $12.50**

Junior MELODY BOX
FOR 6" SPEAKERS

A beautifully finished cabinet made to accommodate all 6" speakers. Made of Walnut, heavily constructed, and reinforced throughout. Acoustically correct to insure the utmost in performance from any speaker. Complete with hardware for mounting speaker. Has slope front to give the proper directional effect to speaker.

Model JM-6 ..... **List Price $5.25**

Junior Economy SPEAKER CABINET
FOR 8" SPEAKERS



An ideal cabinet to accommodate a small additional speaker on a P.A. job. Beautifully finished in Walnut, heavily constructed and reinforced throughout. Will accommodate all 8" speakers. This baffle will also serve as an exceptionally fine cabinet to house an additional speaker around a house. Cleverly designed grill adds to the beauty of this cabinet.

Model JE19 ..... **List Price $5.00**

INTER-OFFICE COMMUNICATION CALL BOX

An ideal cabinet for desk or wall application in call or paging systems. Constructed entirely of Walnut, beautifully finished. Has cleverly designed grill to add to appearance. Rubber bumpers are supplied at base of cabinet to prevent marring of desk. Also supplied is a terminal strip to permit speedy connection of speaker leads.

Model CB-5 ..... **List Price $4.00**

Complete with speaker, above unit available complete with 5" P.M. speaker built in. Conservative output rating 5 watts.

Model CS-4 ..... **List Price $8.00**

ALL PRICES SUBJECT TO CHANGE WITHOUT NOTICE

Copyright by U. C. P., Inc.

EMCO MICROPHONE STANDS

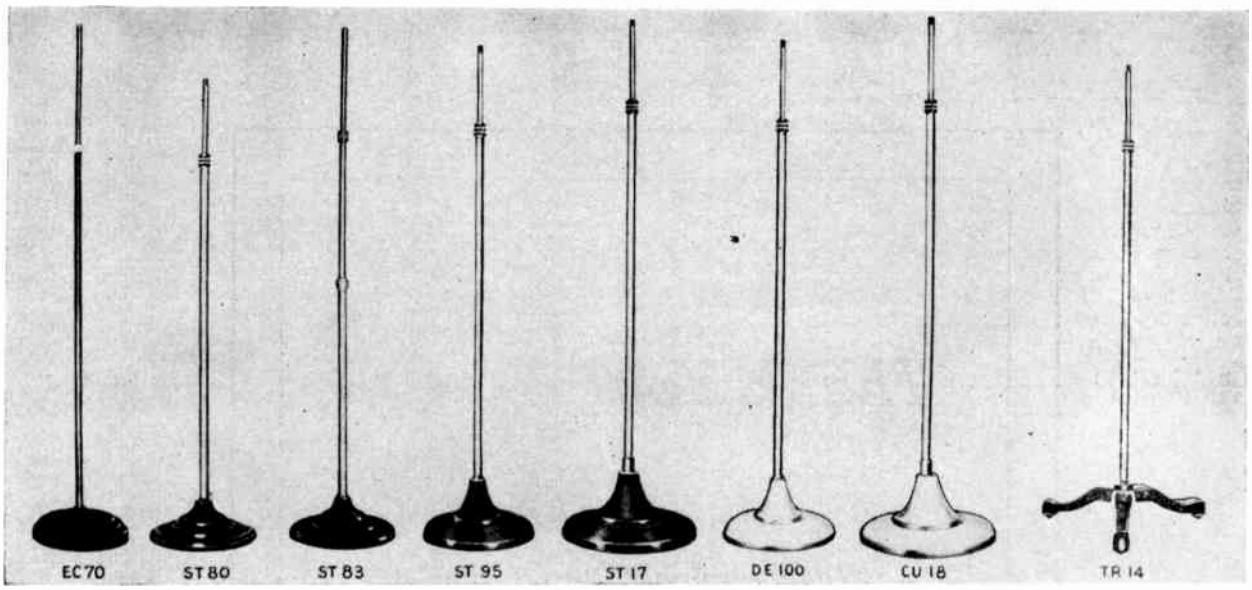

EMCO now introduces a new and more complete line of microphone stands, incorporating the latest features that modern engineering could produce. EMCO presents **smooth action,** a means for raising and lowering the microphone easily, smoothly and noiselessly. EMCO brings you the new **wear-ever, sure grip** automatic friction clutch lock, for locking the stand at any desired height. Due to the hardened fibre bushing incorporated in the clutch construction of these stands, all possible wear is eliminated, and will allow them to last for an indefinite period of time. All EMCO stands incorporate heavy gauge brass tubing throughout, which is extra heavily chrome plated. All have 5/8x27 thread for all crystal or velocity microphone.

MODEL	BASE FINISH	TUBE FINISH	BASE DIAMETER	HEIGHT	WEIGHT	LIST
EC-70	gray crinkle	chromium	9 in.	35 to 68 in.	8 lb.	$6.00
ST-80	gray crinkle	chromium	10 in.	35 to 68 in.	11 lb.	7.00
ST-83	gray crinkle	chromium	10 in.	24 to 68 in.	11 lb.	9.00
ST-95	gray crinkle	chromium	10 in.	35 to 68 in.	11 lb.	8.50
ST-17	gray crinkle	chromium	12 in.	35 to 68 in.	18 lb.	12.00
DE-100	chromium	chromium	10 in.	35 to 68 in.	11 lb.	10.00
CU-18	chromium	chromium	12 in.	35 to 68 in.	18 lb.	14.00
TR-14	gray crinkle	chromium	15 in.	35 to 68 in.	11 lb.	11.00

NOTE: bases finished in gray crinkle are available in black crinkle on request.

BANQUET STANDS

BS30—A modern banquet stand, incorporates SMOOTH ACTION and the new SURE GRIP automatic friction clutch lock, tubing of extra heavy gauge brass, heavily chrome plated. Base finished in beautiful gray crackle. Has rubber bumpers on base to eliminate scratching of table top. Base diameter 7", opens from 18 to 33 inches, has 5/8 x 27 thread to fit all standard crystal and velocity mikes.
List Price **$6.00**

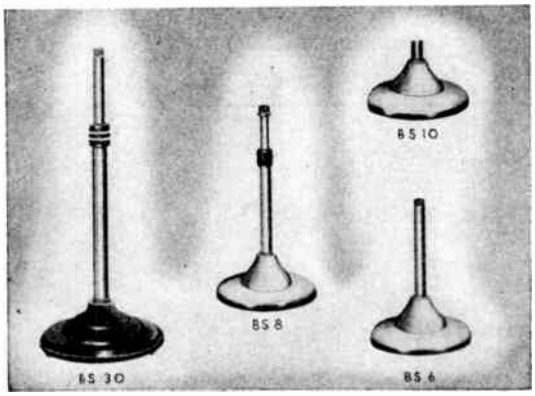

BS5—An economically priced stand, base finished in gray crackle, tubing chrome plated. Base diameter 6 inches, height 9 inches. Has 5/8 x 27 thread for microphone. Net weight 2½ lbs.
List Price **$2.25**

BS6—A de luxe stand, all features same as model BS5, except base and tubing are both beautifully finished in chrome.
List Price **$3.50**

BS7—A low priced stand. Has 6" diameter, base beautifully finished in gray crackle, tubing heavily chrome plated. Has automatic friction clutch lock for adjusting height. Opens from 10 inches to 15 inches. Has 5/8 x 27 microphone thread, net weight 3 lbs.
List Price **$3.75**

BS8—De luxe adjustable stand. All features same as model BS7, except base and tubing are both finished in chrome.
List Price **$4.75**

BS10—A stand designed for use on desk with heavy velocity microphones. Base finished in beautiful gray crackle. Thread 5/8 x 27 to accommodate microphone. Net weight 2 lbs.
List Price **$2.00**

BS11—All features same as BS10 except the base is beautifully finished in chrome. 5/8 x 27 thread for accommodating microphone.
List Price **$3.10**

ALL PRICES SUBJECT TO CHANGE WITHOUT NOTICE

Copyright by U. C. P., Inc.

Thank You!

When writing for additional information or when ordering from sources of supply listed in this book, please mention

RADIO'S MASTER ENCYCLOPEDIA

UNIVERSAL *Microphones*

"5mm" SERIES

Velocity Type



Outstanding for all around use; P. A. systems, orchestras, stage and drama pick up. So small and compact does not hide face of performer. Will greatly reduce feedback in any installation. Sensitive 5 mm ribbon element. Frequency response; 40-10,000 CPS. Output level; 58 db. below one volt per bar. Highly polished Chrome finish. De Luxe equipment included in handsome package; 25 ft. rubber covered cable, with lock ring connector at housing; suspension loop; Duvello cover and "Flex-tube" (allows tilting of microphone and "stays-put"). ⅝ inch-27 thread stand coupling. Microphone size; 1¼ inches square x 4½ inches high. Weight 16 oz., packed 3 lbs.

Model	Impedance	Price
808	High	$24.50
807	500 ohms	24.50
806	200 ohms	24.50
805	33 ohms	24.50

"CINEMA" SERIES

Distinctive in all professional applications. Beautifully chrome plated case with swivel yoke. Its rich appearance fills need for movie type microphone. Furnished with popular 15mm elements. (See 15mm models). Diameter: 2¼ inches, depth, 3½ inches. 25 foot cable furnished. ⅝ inch - 27 thread stand coupling. Lock ring connector at housing. Weight, 14 ozs., packed, 2½ lbs.

DYNAMIC TYPE:—

Model	Impedance	Price
723	High	$24.50
722	500 ohms	24.50
721	200 ohms	24.50
720	33 ohms	22.50

CRYSTAL TYPE:—

Model	Impedance	Price
716	High	$22.50
719	500 ohms	24.50
718	200 ohms	24.50
717	33 ohms	24.50

New AIRCRAFT MODEL

FOR PRIVATE CRAFT

For aircraft and marine installations; mobile transmitters, etc. Natural voice reproduction. Single button carbon. Sturdy black Bakelite case. Moisture proof cord 3½ ft. Reinforced six inches from each end. Motor noises damped out by Anti-noise construction. Button impedance 200 ohms, output approximately 30 volts RMS across microphone transformer secondary. Double pole, single throw, press-to-talk switch connects microphone and relay circuit simultaneously. Complete with heavy duty "push-in" mounting bracket. Dia. 2⅛", thickness, 1½". Net wt. 6½ oz., packed ¾ lb.

Model CU-1 with 3 way plug....Price, $16.25
Model CU-2 with 109-A plug....Price, 18.25

"15mm" SERIES

Ideal for all general P. A. Applications; recording, broadcasting and any place where a reliable instrument is required. Sensitive 15 millimeter actuated elements. Modernistic, chrome plated body. De Luxe equipment included in handsome package. 25 ft. rubber covered cable with lock ring connector at housing. Suspension loop, Duvello cover, and "Flex-tube" (allows tilting of microphone and "stays put"). ⅝ inch 27 thread stand coupling. Diameter 2¼ inches. Depth 2⅝ inches. Weight 2½ lbs.

DYNAMIC TYPE:—

A rugged, reliable unit. Not affected by temperature or humidity. Frequency response: 50-8000 CPS. Output level; 58 db. below one volt per bar.

Model	Impedance	Price
308	High	$24.50
307	500 ohms	24.50
306	200 ohms	24.50
305	33 ohms	24.50

CRYSTAL TYPE:—

Clear, brilliant reproduction. Curvi-linear diaphragm. Element protected against moisture and mechanical shock. Barometrically compensated. Frequency response: 50-8000 CPS. Output level: 48 db. below one volt per bar.

Model	Impedance	Price
312	High	$24.50
311	500 ohms	27.50
310	200 ohms	27.50
309	33 ohms	27.50

"M4" SERIES

VELOCITY TYPE

Scientifically developed, four-magnet Velocity unit. For general public address and semi-professional use Non-resonant. A best seller. Will greatly reduce feed-back in any installation. Frequency range. 40-10,000 CPS. Output level; 58 db below one volt per bar. Hum-bucking transformers. Available in four impedances. Equipped with tilting cradle. 25 foot cable and lock ring connector at housing. Black "crackle" finish with high polish chrome trim. Size: 2 inches x 3⅞ inches x 5½ inches. ⅝ inch 27 thread stand coupling. Packed weight. 3½ lbs.

Model	Impedance	Price
108	High	$22.50
107	500 ohms	22.50
106	200 ohms	22.50
105	33 ohms	22.50

"AV" SERIES

Constant air-velocity. Super microphone. Ultra-refined unit. Wide range pick-up. Fidelity of tone unsurpassed. High flux magnets. Non-resonant. Will greatly reduce feed back in any installation. For all professional applications; recording, broadcasting studios, etc. Output level; 56 db below one volt per bar. Equipped with tilting cradle; 25 ft. rubber covered cable; ⅝ inch-27 thread stand coupling. Beautifully finished in High Lighted Satin Chrome plate. Frequency response; 30-12000 CPS. Size: 2½ inches x 3⅞ inches x 5½ inches high. Packed weight 3½ pounds.

Model	Impedance	Price
958	High	$44.50
957	500 ohms	44.50
956	200 ohms	44.50
955	33 ohms	44.50

Model "W"

Single button Carbon, high sensitivity, light weight, compact design. Ideal detectaphone, used on small transmitters, communicating systems; experimenters' favorite. Clear-cut response to all voice frequencies. (Output level, -38 db). Screw terminals. Impedance, 200 ohms. Black Bakelite Case. Diameter 1⅞ inches; thickness ½ inch. Weight 1½ ozs. packed 2½ ounces. **Price, $3.00**

New Model "KO" CRYSTAL and "KD" DYNAMIC

- RECORDING
- AMATEURS
- PUBLIC ADDRESS
- ORCHESTRAS
- CARNIVALS
- CALL SYSTEMS

● New high output crystal and dynamic units with slightly rising frequency characteristics.

● Brilliant tone quality with well rounded bass response. ● Luxurious satin statuary bronze finished case contrasted with polished chrome face and grille. ● 10 foot low capacity, rubber covered cable included. Furnished in color to match microphone. Output level; 48 db below one volt per bar. Frequency range; 50-8000 CPS. ⅝ inch-27 thread stand coupling. Diameter 2¼ inches, depth 2⅝ inches. Weight packed; 1¼ pounds.

Model "KO" Crystal or "KD" Dynamic Microphone including 10 foot cable as shown (less stand) $16.25

New Aircraft Type Hand Set

For aircraft, amateurs, mobile, pack transmitters and two way phone systems. May be used anywhere. Rugged, light weight construction. A low priced dependable instrument. Furnished in black Bakelite with six foot cord. Microphone and receiver terminated separately. Receivers available in two resistances; 75 ohms for matching line impedances, 2000 ohms for matching plate circuit of output tube. Switch not available. (See Heavy Duty Type.) Replaces older "FIMER" and "FIMEX" types. Weight only 7 ozs., packed, 1 lb.

Model	Microphone	Receiver	Price
875	S. B. Carbon 200 ohms -38db	Magnetic 75 ohms	$10.00
820	S. B. Carbon 200 ohms -38db	Magnetic 2000 ohms	10.00

AR-1 SERIES

Aircraft Microphones

Approved by U. S. Government Civil Aeronautics Authority

Approval Nos. 185 & 186 Single button carbon, anti-noise construction for private and commercial aircraft. Operates in any position, any climate and any place a lightweight rugged unit is required. Rising "communications" characteristic. Button impedance 200 ohms. Output approx. 30 volts RMS across microphone transformer secondary. Heavy duty, press to talk, double pole, single throw switch; connects microphone and relay circuit simultaneously. Moisture proof, four foot cord; reinforced six inches from each end. Body diameter, 1¾ inches. Thickness 1¼ inches. With positive grip roller bracket. All metal Dural body finished in Ivory Black Dialectric. Complete with 109-A plug. Microphone weighs 4 oz., packed 1 lb.

See last page for Transformer

Model AR-1S. For closed cabin craft. Maximum sensitivity. Anti-Noise. C.A.A. Approval No. 185. **Price. $35.00**

Model AR-1M. For moderately quiet cabin craft. Medium sensitivity. Anti-Noise. C.A.A. Approval No. 186 ..... **Price. $35.00**

Model AR-1D. For open cockpit and combat aircraft. Extra damped. Anti-Noise. Non-Commercial application ..... **Price. $35.00**

"1941 AMATEUR'S CHEST MIKE

For amateurs, mobile transmitters, sound trucks. May be used any place where operator must have both hands free. Excellent voice characteristics. "Communications" type crystal microphone. Moisture and shock proof element. Ten foot rubber covered cable. Chrome plated. Light weight, rugged construction. Frequency response: 50-5000 CPS. Output: 48 db below one volt per bar. Weight only 7 oz., packed 1¾ pounds.

MODEL N-3 **PRICE $19.50**

Copyright by U. C. P., Inc.

UNIVERSAL *Microphones*

HANDI-MIKES

An unbeatable value in the field of portable sound equipment. For use in sports events, call systems, small transmitters, sound trucks and all spots where a close-talking clear reproduction unit is required. Balanced-grip. Polished chrome plate. Overall length 8 in. Diameter of head 2¼ in. Snap switch and "A" circuit standard, as illustrated, with 6 ft. flexible cord. Packed weight 1¼ lbs.

Model	Unit	Impedance	Output	Price*
200-A	S. B. Car.	200 ohms	-38 db	$10.00
201-A	D. B. Car.	200/B ohms	-55 db	15.00
202-A	Crystal	High	53 db*	18.50
203-A	Crystal	High	48 db*	22.50
216-A	Crystal	500 ohms	-59 db	24.50
215-A	Crystal	200 ohms	-59 db	24.50
214-A	Crystal	33 ohms	-59 db	24.50
212-A	Dynamic	High	58 db*	24.50
211-A	Dynamic	500 ohms	-64 db	24.50
210-A	Dynamic	200 ohms	-64 db	24.50
204-A	Dynamic	33 ohms	-64 db	22.50

POLICE TYPE HANDI-MIKE

MODEL PCT

Special single button carbon unit. Designed particularly for police transmitter work. Motor frequencies damped out. Ventilated rubber mouthpiece for close talking "Press-to-talk" switch for relay operation. 6 foot weather-proof cable. Shield used as common ground. ..... **Price $18.50***

GRASP-TO-TALK DESK MODELS



For all communication systems, police departments, Ship-to-shore, and portable sound equipment. Several types of microphone units available. Grasp-to-talk switch turns microphone "on and off." Other circuits on order. Polished chrome plating. Height overall 11 inches. Rubber non-skid base. Six foot cable. Weight 2¼ lbs., packed 4½ lbs.

Model	Unit	Impedance	Output	Price*
509-A	S. B. Carbon	200 Ohms	-38 DB	$18.50
510-A	D. B. Carbon	200/B Ohms	-55 DB	23.00
511-A	Crystal	High	48 DB*	27.50
514-A	Crystal	500 Ohms	-59 DB	27.50
513-A	Crystal	200 Ohms	-59 DB	27.50
512-A	Crystal	33 Ohms	-59 DB	27.50
518-A	Dynamic	High	58 DB*	27.50
517-A	Dynamic	500 Ohms	-64 DB	27.50
516-A	Dynamic	200 Ohms	-64 DB	27.50
515-A	Dynamic	33 Ohms	-64 DB	25.50

PRESS-TO-TALK DESK MODELS

Same as Grasp-to-talk model except non-locking, press-to-talk switch turns microphone on. Other circuits available. Write for bulletin.

Model	Unit	Impedance	Output	Price*
600-A	S. B. Carbon	200 Ohms	-38 DB	$17.50
601-A	D. B. Carbon	200/B Ohms	-55 DB	22.50
602-A	Crystal	High	48 DB*	26.50
605-A	Crystal	500 Ohms	-59 DB	26.50
604-A	Crystal	200 Ohms	-59 DB	26.50
603-A	Crystal	33 Ohms	-59 DB	26.50
609-A	Dynamic	High	58 DB	26.50
608-A	Dynamic	500 Ohms	-64 DB	26.50
607-A	Dynamic	200 Ohms	-64 DB	26.50
606-A	Dynamic	33 Ohms	-64 DB	24.50

Press-to-Talk Heavy Duty Hand Set

Double pole press-to-talk switch

Use on yachts, pack tranceivers, two-way talk back systems; any commercial application. Thick walled Bakelite construction. Polished metal rings make for modernistic appearance and sturdy construction. "Communications" type microphone characteristic. "Superflux" magnetic type earphone unit, using new magnetic principle. Available in two resistances; 75 ohms for matching line impedances, 2000 ohms for matching plate circuit of output tube. "Tropic" sealed. Separate wires to switch. Six foot flexible cord. Weight packed, 1¾ lbs.

Model	Microphone	Receiver	Price*
175-E	S. B. Carbon 200 ohms -38db	Magnetic 75 ohm	$14.50
120-E	S. B. Carbon 200 ohms -38db	Magnetic 2000 ohm	14.50
275-E	Crystal Hi-Imp. 48 db*	Magnetic 75 ohm	28.50
220-E	Crystal Hi-Imp. 48 db*	Magnetic 2000 ohm	28.50
375-E	Dynamic 33 ohms -64 db	Magnetic 75 ohm	28.50
320-E	Dynamic 33 ohms -64 db	Magnetic 2000 ohm	28.50

Carbon Microphones Model "XX"

DOUBLE BUTTON

Small heavy duty, double button carbon microphone. World's favorite carbon microphone. For use in sports events, concessions, amateur stations. Low hiss granules. Stretched Duralumin diaphragm. Frequency range: 40-6000 CPS. Impedance: 200 ohms per button. Output level: -50db. Polished chrome finish. Diameter: 2½ inches, overall thickness 1¼ inches. Weight 8 ozs., packed 1 lb. **PRICE $10.00***

Model X-1

SINGLE BUTTON

Same characteristics and size as XX except single button construction. **PRICE $7.50***



Universal Professional Recorder

A Reliable "Rock Solid" Recording Machine Built for Long and Continued Service

Adjustable mounting feet. Chassis of cast iron. 16-inch turntable weighing 110 lbs. ● Endless, non-elastic, gum-dipped linen belt insures smooth running without wavers" or "wows." ● Self-starting motor, guaranteed 100 per cent synchronous. ● Lead Screw has clutch mechanism which enables operator to "start" lead screw riding shoe, or release it instantly for moving slide to any new position. Safety grooves at each end prevent "jamming" or damage to mechanism. ● Slide bar rolls on frictionless, hardened ball-bearing grooves, in renewable rails.

Dimensions over all: 36" x 19" x 14". Net wt. 225 lbs. Boxed for shipping (two boxes) 3/3 and 5/4 cu. ft., gross wt. 300 lbs.

Complete with 15 ohm full frequency cutting head and standard high quality crystal pick-up, ready to connect to amplifier and associate equipment. Price.....$585.00

(Packing and Boxing $5.00 Net additional)

PRECISION CUTTING HEAD

Scientific design. Capable of cutting any type of record material. Maximum field generated by Hi-Flux ALNICO permanent magnet. Designed for long and dependable service with maximum sensitivity within audio frequency range. Frequency response 70 to 6200 cycles per second. Furnished in 15 ohm imp. only. Will operate where average loudspeaker voice coil has been attached. Finish black "cracked" baked enamel. Size 1½" high, 1" wide, ⅝" thick. Net wt. 4 oz. Complete with set of instructions.

Price $22.50

RECORDING TURNTABLES

Ideal assemblies for the radio amateur, recording experimenter, public address man, schools and classes who wish to build or assemble their own system. Small and compact, but ultra-efficient Recording chassis for easy mounting and simple hook-up to any amplifier or radio permitting at minimum investment clear and clean full volume recordings.

Cutting head extra sensitive, wide range Magnetic Unit of 15 ohms. Requires 2 watts to handle. Impedance for cutting heads match speaker voice coil circuits, eliminating necessity of purchasing special transformers, etc. Lead screw cuts out to in—118 lines cuts up to 10" blanks. Constant Speed Induction Type Motor (not synchronous) of more than ample power to drive the weighted turntable to standard speed of 78 R.P.M.—Self-starting, quiet, powerful. Weight at center collects threads at same time holding blank in position and operates as Stop and lifter for cutting head at end of cut. This feature alone worth many dollars to any owner.

Mounted on leatherette-covered veneered top-board. 11" x 14" wide. Net wt. 12½ lbs. Packed wt. 18 lbs.

Model PB-60—For 60 cy., 110 volt....**Price $39.50**
Model PB-50—For 50 cy., 110 volt....**Price 39.50**
Model PB-25—For 25 cy., 110 volt....**Price 39.50**

UNI-CORD Non-Inflammable

Acetate Coated Cardboard Blanks

Flexible, easy cutting, long wearing, economical. Made especially for home and school recording.

6½" Double-faced. Carton of 6.....**Price $1.00**
8" Double-faced. Carton of 3.....**Price 1.00**
10" Double-faced. Carton of 2.....**Price 1.00**
12" Double-faced. Carton of 2.....**Price 1.25**

New Universal Full Frequency Cutting Head



Perfect electrical balance! Magnetic balance! Mechanical balance! Gives crisp, clean, clear recordings with brilliant HIGHS and full rounded BASS! Records frequencies from 30 to 10,000 cycles and over. Electrical circuit designed to be fed direct from 15-ohm power source. Operates in any climate, unaffected by heat, cold or humidity — tropic sealed! All precision metal construction. All adjustments locked and sealed. Gives uniform performance every day for years! **Price, $90.00**

SYNCHRONOUS PLAYBACK AND TURNTABLE ASSEMBLY

100% synchronous condenser start and run motor operates turntable at both 78 and 33 1/3 R.P.M. The ball planetary change speed device is shifted by lever for transcription speed and for phonograph speed. Reproduces music in true pitch and fidelity, absolutely without "wows" or "wáver". Turntable 12" diameter with brown flock finish. Aluminum mounting plate 5½" x 10". Total weight 12½ lbs. Packed, 17 lbs

Model No. 81—For 60 cy., 110 volt....**Price $81.00**
Model No. 91—For 50 cy., 110 volt....**Price 91.00**
Model No. 95—For 25 cy., 110 volt....**Price 95.00**

*Below one volt per bar. Reference zero, six milliwatts with 10 bar signal, unless otherwise indicated.

Copyright by U. C. P., Inc.

VELOCITY **AMPERITE** MICROPHONES

PREFERRED BY LEADING P. A. MEN THE WORLD OVER

P.G. PRESSURE GRADIENT DYNAMIC

•UNI-DIRECTIONAL

NEW SUPERIOR ELIPSOID PICKUP PATTERN

•ELIMINATES FEEDBACK

TROUBLE BECAUSE IT HAS LOWEST FEED BACK POINT OF ALL DIAPHRAGM TYPE MICROPHONES

•FLAT RESPONSE. FREE FROM ANNOYING PEAKS, GIVING STUDIO QUALITY REPRODUCTION



The P.G. diaphragm follows air particle velocity where amplitude is a **GRADIENT** of the **PRESSURE.** In ordinary dynamics amplitude is restricted from following air particle velocity. The **P.G. DYNAMIC** is a radical improvement in this type of microphone. You can actually hear the difference. Case is designed according to modern acoustic principles. Rugged, not affected by temperature, altitude or humidity. **Has unusually high output.**

Model PGH —hi-imp. / **Model PGL** —50 ohms } **$32.00 List**

Output	—55 db
Freq. Resp.	40-10000 CPS
Cable Length	25 ft.
Finish	Chrome
Switch	Yes
Cable Connector	Yes
Stand Thread	5/8-27
Ship. Wt.	2½ lbs.

PLASTIC BAFFLE FOR P.G. DYNAMIC

Increases output of the microphone 4 db. Especially useful when performer is at distance of 12" or more. Excellent for picking up entire stage, bands, etc. Snaps into place.
Model PG.....List $1.50

Model PGAH —hi-imp. / **Model PGAL** —50 ohms } **$25.00 List**

Output	—60 db
Freq. Resp.	70-8000 CPS
Cable Length	12 ft.
Finish	Chrome
Switch	Yes
Cable Connector	Yes
Stand Thread	5/8-27
Ship. Wt.	2½ lbs.

AMPERITE MICROPHONE STANDS

Scientifically designed, Amperite stands feature:

1. Positive, non-sliding clutch. Will never wear out, never require adjustment. Will not "creep".
2. Shock-absorbing rubber bottom.

The microphone can be rotated without loosening clutch. The action up and down is smooth, pneumatic-like.

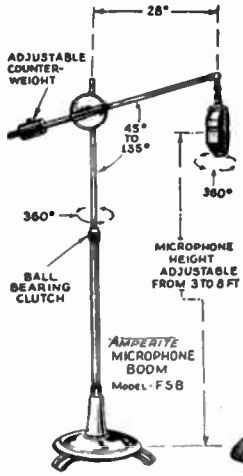

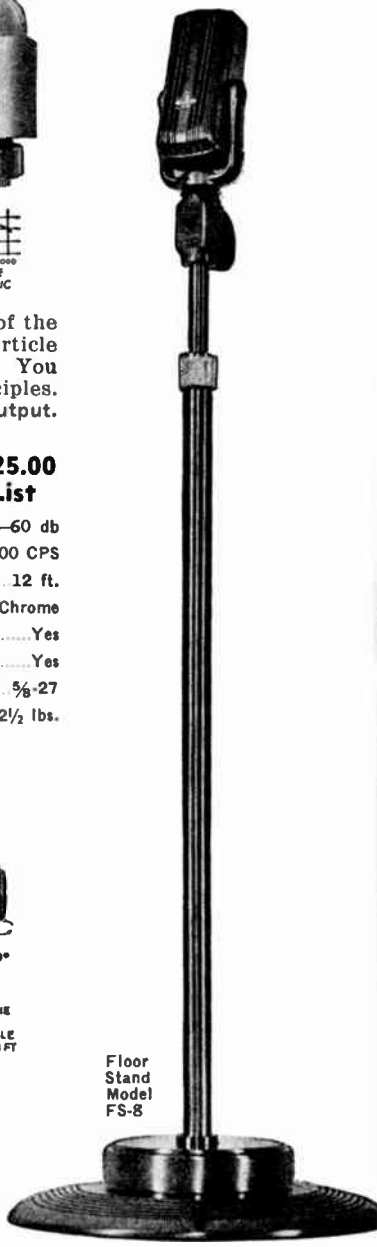

Floor Stand Model FS-8

AMPERITE MICROPHONE STANDS—SPECIFICATIONS

Model	Description	Base Wt.	Base Spread	Height Range	Thread	List Gunmetal or Chrome	Ship. Wt.
FS-8M	Floor Stand	14 lb.	12"	37"-55"	½-27"	$14.00	15 lb.
FS-25M	Studio 3-legged Floor Stand	16 lb.	17"	42"-69"	½" pipe	26.00	25 lb.
DS-M	Comb. desk & Banquet	6 lb.	7½"	16"-24"	5/8-27"	10.00	11 lb.
DS	Desk only	6 lb.	7½"	3"	5/8-27" & ½" P.	5.00	11 lb.
5D	Desk Stand	1½ lb.	5"	6"	5/8-27"	3.50	3 lb.
FSB	Boom	21 lb.	17"	36"-96"	½" pipe	50.00	43 lb.

Copyright by U. C. P., Inc.

VELOCITY AMPERITE MICROPHONES

PREFERRED BY LEADING P. A. MEN THE WORLD OVER

New Studio Model SR80n, Output 56 db.

On the basis of all-around tests, Model SR80n has achieved an outstanding record. Now accepted as the best for studio, P.A., and recording. Frequency range 40 to 15,000 cps. Output, —56 db Triple shielded, fitted with switch (optional) cable connector, and 25′ of cable.

Model		List
SR-80Hn	hi-imp...	$80.00
SR-80n	200 ohms*	80.00

Chrome or gunmetal finish.

Call Letter Plate.. $7.00

*Other impedances obtainable at no extra cost.

A Very Popular, Very Excellent VELOCITY–RAH

Answering the demand for a high quality velocity microphone at a competitive price, Amperite presents models RAH-RAL. Excellent for both speech and music. Eliminates feedback. Has a frequency range of 60 to 7500 cps. Output, —68 db. Unaffected by temperature or humidity. Unusually rugged. Triple shielded, and fitted with heavy shock absorber. Shipping weight 5 lbs.

Model	
RAH	hi-imp. 12′ cable
RAL	200 ohms 8′ cable

Either Model, Chrome or Gunmetal. List $22.00

New Amperite–ACH Compact Velocity

The smallest complete velocity ever made. Complete with output transformer, cable connector and switch. Has the output of a large velocity —70 db open line. Frequency response 60 to 7500 cops. ± 2 db. Can be used for speech or music. Fits standard ⅝-27 stand. Can also be used as a hand microphone—has comfortable pistol grip.

Size of Head: 1½″x2⅜″x1⅜″. Net weight 1 lb.

Model		List
ACH	—25′ cable.....	$25.00

Kontak Mike

For Musical Instruments Can Be Attached To Most Radio Sets

Gives natural reinforcement without peaks. Easily attached without tools. Will operate with either low or high-gain amplifiers. Frequency response 40 to 9000 cps. Output, —40 db. Shipping Weight 2 lbs.

Model		List
SKH	Hi-imp.....	$12.00
KTH	DeLuxe Hi-imp..	22.00
KKH	With Hand Volume Control ..	18.00
KF	Foot Pedal Only	12.00
BT	Boosting Transformer for radio sets	3.00

Low impedance available in models SKH and KTH at same price.

THE AMPERITE VELOCITY

Distinguished in Design and Quaiity

offers an exclusive feature in

THE ACOUSTIC COMPENSATOR



Models RBHk-RBMk

Considered the finest types of microphone available for P. A. work, these models are excellent for close talking and distant pickup, speech, music, or wherever else a high-quality microphone is required. Frequency range 40 to 11,000 cps. Output, —65 db. Excellent also for studio or recording. Complete with switch, cable connector and 25′ of cable.

The Acoustic Compensator permits the increase of the high frequencies by the mere flip of the finger. Simple construction. As shown in diagram, simply push the knob up to increase high frequencies, or down to increase lows. Makes microphone adjustable for close talking or distant pickup.

Models RBHk-RBMk, with acoustic compensator. Frequency range 40 to 11,000 cps. Output, —65 db. Complete with switch, cable connector and 25 of cable. Chrome or Gunmetal. **List $42.00**

Same as above, except without acoustic compensator

		Chrome or Gunmetal
Model RBHn	High impedance ...	List $42.00
Model RBMn	200 ohms	List 42.00

Models RBBHn-RBBn

For unusual feedback conditions such as footlight installations. Not to be used for close talking Frequency range 40 to 11,000 cps. Complete with switch, cable connector and 25′ of cable.

		Chrome or Gunmetal
Model RBBHn	High impedance	List $42.00
Model RBBn	200 ohms	List 42.00

AMPERITE MICROPHONES ARE TRIPLE SHIELDED against all RF or magnetic fields, entirely eliminating hum pickup. They are acoustically designed to eliminate any possibility of cavity resonance.

FINISHES: All microphones have the new standard gunmetal finish. Also available at no extra charge in long-lasting chrome finish.

NOTE: Special custom microphones, such as microphones with increased low or high frequencies, or special impedances, obtainable at no extra charge.

Additional CABLE LENGTHS obtainable at 8c list per foot.

New RSHk-RBSk

With Acoustic Compensator

Similar in appearance to RBHK. Has slightly less output and frequency range. For speech or music. ACOUSTIC COMPENSATOR permits adjustment for close or distant pickup or for various conditions encountered. Complete with switch and cable connector. Output —68 db. Frequency range 60 to 8000 cps. 12 ft. of cable.

		Chrome or gunmetal
Model RSHK	high-imp.	List $32.00
Model RBSK	200 ohms	List 32.00

Obtainable without Acoustic Compensator at same price.

Amperite–7JH Velocity Mike

"Lapel"

The most successful "lapel" made. Size of match box. Ideal for lectures and specialty acts. Can be hidden under coat. Output constant with any position of the head. Transformer included in microphone case. Flat response 60 to 7500 cps. Output, —70db. Shipping weight 3 lbs.

Model 7J-H	Hi-imp.	List $22.00
Model 7J	200 ohms.....	22.00

Input Transformer (Cable Type) LGP

Enables the use of low impedance microphones and cable lengths up to 5000 ft. with amplifiers having high impedance input. Hum trouble entirely eliminated. Can be used with 25, 50, or 200-ohm microphones. Output connects directly to high imp. input of amplifier. Standard grade recommended for speech; laboratory grade for music. 2′ cable. Shipping Wt. 3 lbs.

Model			List
LGP	(Standard)	60-8000 cps.....	$ 6.00
LGP	(Lab.)	40-14,000 cps.....	10.00

Copyright by U. C. P., Inc.

EASTERN • MICROPHONE STANDS

NEW! IMPROVED! "The Mike-Stand of Tomorrow"

A one-piece hollow base of die-cast metal, zinc, aluminum and copper, which is the equal of cast iron in durability, now replaces the cast iron metal shell combination . . . thereby offering the following advantages:

- Elimination of dented and disfigured shells which detract from the appearance of the stand.
- Elimination of metallic vibration caused by misfit shells over iron castings.
- Base weight can be increased, depending on materials used.

The heavy gauge brass tubing section also has original features developed by **Eastern:**

- Variable pressure chuck-lock.
- Noiseless pump action adjustment.
- Non-dropping mike rod.

Base diameter is 10 inches. Adjustment 36" to 67". 5/8" — 27 thread.

Now supplied with a rubber ring around the edge of the base acting both as a base guard as well as a shock absorber. Available in the the following weights and finishes:

HOLLOW BASES

Two Section

EF153—Has hollow base described above combined with "EASTERN" pump action tubing. Appearance is that of our popular EF17 but has a net weight of 6 lbs. Ideal for use with the new streamline microphones but can be weighted for heavier microphones. Interior of base will hold four pounds of sand. Height 36" to 67". 5/8"-27 thread. All chromium finish.
List Price $9.50

Three Section

EF155—Combines hollow base with new "BRAKE-LOCK" 3 section telescopic tubing which replaces thumbscrews used heretofore. Has threads for 1/8"-pipe and 5/8"-27. Height 25" to 60". Net weight 6 lbs.
List Price $10.50

Either of above stands can be supplied filled with sand to make a full weight 10 lb. floor stand at $1.00 additional list price. Specify EF157 for two section stand at $10.50 list and EF158 for three section stand at List Price.....$11.50



CAST IRON BASES

For those who want the stands equipped with cast iron bases, same are available as follows:

Two Section

EF17 — All chromium two section floor stand with no rust copper shell over base casting. With "EASTERN" pump action section, height is 36" to 67". Three rubber feet. Net weight 10 lbs. 5/8"-27 thread.
List Price $8.50

EF33—Same characteristics as EF17 but has a net weight of 17 lbs. for heavy microphones. Six rubber feet. All chromium finish.
List Price $11.00

Three Section

EF19—All chromium 3 section stand with copper shell over iron casting. Has new "BRAKE-LOCK" telescopic tubing which replaces thumbscrews formerly used. Has threads for 1/8"-pipe and 5/8"-27. Height 25" to 60". 3 rubber feet. Net weight 10 lbs.
List Price $9.50

EF34—Same characteristics as EF19 but with heavier base giving net weight of 16 lbs. All chromium finish.
List Price $12.00

THREE-LEGGED STANDS

SOLID TRIPOD



EF-55
EF-111

EF55—Has three legged cast iron base with 15" spread. Overall height of stand, 37" to 66". The base is smoothly ground to make an all chromium stand. Fitted with rubber feet. Net weight 12 lbs. Pump action tubing section has 5/8"-27 thread. List.....$13.75

EF111—Three legged stand similar to above but base is finished in grey wrinkle and pump action tubing in chromium. Height 37" to 66". 5/8"-27 thread. Net weight 12 lbs. List.....$9.50

FOLDING TRIPOD

EF73—A three section music type folding stand made of heavy material especially for microphone use. 26" to 60" height. 20" base spread. Folds to 21". 5/8"-27 thread. Rubber feet. Net weight 3¾ lbs. All chromium finish only. New "BRAKE-LOCK" tubing.
List $11.00

EF74—A four section music type folding stand similar to above but with fourth section added, giving adjustable height from 27" to 78". Folds to 22". Supplied with fitting for 5/8"-27 thread. Rubber feet. Net weight 4 lbs. All chromium finish. Thumbscrew tubing. List $12.50



EF-73
EF-74

Copyright by U. C. P., Inc.

EASTERN • MICROPHONE STANDS

MODERNISTIC FLOOR STANDS



EF-139
EF-140

EF139 — Beautifully proportioned 12" cast iron base in grey wrinkle finish combined with "Eastern" pump-action tubing in chromium. Has six rubber feet. Height 37" to 65". ⅝"-27 thread. Net weight 16 lbs. List.....$10.00

EF140—A heavy type of floor stand for use with large velocity microphones. Has a chrome plated tubing section of larger diameter than that used on stand above. Base in grey wrinkle finish. Height 37" to 65". Fittings for ⅝"-27 and ½" pipe thread. Net weight 24 lbs. List $15.00

LIGHT-WEIGHT STANDS

FOR PACKAGE SOUND AND RECORDING SYSTEMS



EF144 — Consists of two 14" sections and one adjustable section which screw into each other for desired height. Adjustable section only forms a banquet stand of 17" to 28". With one 14" section added adjustment is 32" to 42", correct for a seated person. Adding the second 14" section forms a full size floor stand adjustable from 47" to 58". The 9" base, of neat modernistic design, is 3" tall, making the stand ideal for case systems. Base is in grey wrinkle with chromium tubing. Net weight 6 lbs. List.....$10.00

EF94—Has same base as EF144 but with new "BRAKE-LOCK" telescopic 3 section tubing. Sections are non-removable and has a height of 25" to 60". Black wrinkle base with chromium tubing. Has ⅛"-pipe and ⅝"-27 threads. Net weight 7 lbs. List Price.....$6.75

EF92—Our lightest and lowest price two section floor stand with 9" modernistic base in black wrinkle and Chromium upright. Height 35" to 64". ⅝"-27 thread. Net weight 8 lbs. List Price $6.00



ROUND BASE FLOOR STAND

EF141 — A two section floor stand with 10" cast iron base in grey wrinkle combined with "Eastern" pump - action chromium tubing. Height 36" to 67". Three rubber feet in base. ⅝"-27 thread. Net weight 10 lbs. Good value at this price! List $7.25

EF148—Above base with "BRAKE-LOCK" 3 section telescopic tubing. Base is in grey wrinkle with tubing in chromium. Height 25" to 60". Has ⅛"-pipe and ⅝"-27 threads. Net weight 9 lbs. List Price $8.75

NEW! Locking Type, Shielded TELEPHONE PLUG



Another original "Eastern" development. A phone plug which cannot be accidentally removed from its jack. Fountain pen thread requires single turn to hold plug firmly locked. Strain relief positively eliminates ripping of cord from plug terminals. Twisting or tugging at cord will positively not harm plug connections. Plug floats loosely in shell when removed from panel. Supplied with panel receptacle which replaces hex nut of present jack. Nickel plated finish. Prices include panel receptacle.

PP84—2 Terminal Plug. List.....$2.50
PP85—3 Terminal Plug for 3 contact microphones. List..... 2.75

MICROPHONE SWITCHES



Type PS Type SS

New die-cast case with slide contact or push to talk switch. Equipped with cable strap for strain relief. Has knocked out hole for mike wire. Terminals insulated from case. Chromium finish.

Slide Type	Push Type	Mike Thread	List
No. 304SS	No. 304PS	⅝"-27	$1.75
No. 305SS	No. 305PS	½" pipe	2.50
No. 306SS	No. 306PS	⅛" pipe	2.25

MICROPHONE SHOCK ABSORBERS

401

405

Improve performance of microphone by absorbing noises which may be picked up by over sensitive microphones, thereby permitting increase of gain.

Cat. No.	Mike Thread	Stand Thread	List
405	⅝"-27	⅝"-27	$2.50
401	½" pipe	½" pipe	3.50
402	½" pipe	⅝"-27	3.00

Copyright by U. C. P., Inc.

EASTERN • MICROPHONE STANDS

TABLE STANDS — 5½" BASES

Deluxe Type — All Chromium — 3 Felt Feet in Base

ED14D

ED130

ED53

ED51L
ED149

ED5D

	List Price
ED14D—Adjustable height 9"-13". Swivel has threads for ⅛" pipe and ⅝"-27	$4.75
ED130—Height 4". ⅝"-27 thread	2.75
ED53—Desk stand kit for carbon microphone. Combination of four stands in one unit. Tall desk stand. Short desk stand. Suspension ring and carrying handle.	6.50

	List Price
ED51L—Height 6¾". ⅝"-27 thread	$3.00
ED149—Height 8½"; otherwise same as ED51L; ⅝"-27 thread	3.00
ED5D—Height 10¾". Swivel has threads for ⅛" pipe and ⅝"-27	4.00

Economy Type — Grey Wrinkle Bases with Chromium Tubing 3 Felt Feet in Base


ED127

ED101

ED129

ED126


ED125

	List Price
ED127—Height 8½". ⅝"-27 thread	$2.00
ED101—Height 6¾". ⅝"-27 thread	2.00
ED129—Height 3¼". ⅝"-27 thread	1.75

	List Price
ED126—Adjustable height 8"-12". Fitting for ⅝"-27 thread	$2.75
ED125—10¾" height. Swivel has threads for ⅛" pipe and ⅝"-27	3.00

HEAVY TABLE STANDS — 7½" BASES

Chromium or Gun Metal Finish 3 Rubber Feet in Base

EB4-EB41

ED23R

ED131

ED21

	List Price
EB4—Banquet stand. Height 16"-25". Fitting for ⅝"-27 thread. Net weight 6 lbs.	$6.50
EB41—Same as EB4 but with grey base	5.50
ED23R—Height 8". Fitting for ⅝"-27 thread. Net weight 5¾ lbs.	5.00
ED23P—For ½" pipe thread	5.00

	List Price
ED131—Height 4½". ⅝"-27 thread. Net weight 5½ lbs.	$4.75
ED131P—For ½" pipe thread	4.75
ED21—Short banquet stand. Height 8½"-12". ⅝"-27 thread. Net weight 5¾ lbs.	5.75
ED21P—With fitting for ½" pipe thread	6.00

Copyright by U. C. P., Inc.

EASTERN • MICROPHONE STANDS

F

P

R



D

S

REDUCERS

Cat. No.	Mike Thread	Stand Thread	Figure	List
101	⅛" Pipe	⅝"-27	F	$0.75
102	⅛" Pipe	½"-27	F	.75
107	½" Pipe	⅝"-27	P	1.00
108	½" Pipe	½"-27	P	1.00
161	½" Pipe	⅛" Pipe	P	1.00
145	½" Pipe	¾"-27	P	1.00

Cat. No.	Mike Thread	Stand Thread	Figure	List
109	⅝"-27	½"-27	R	$0.75
112	⅝"-27	½" Pipe	R	1.00
132	⅝"-27	¾"-27	R	1.00
*113	¼"-20	⅝"-27	T	.75
115	See No. 118		B	
118	WE630A, 633A, 639A	⅝"-27	A	1.50

* NOTE: No. 113 can also be used with CAMERAS.

SWIVELS

103	⅛" Pipe	⅝"-27	D	$1.00
104	⅛" Pipe	½"-27	D	1.00
162	⅛" Pipe & ⅝"-27	⅛" Pipe	D	1.00
110	⅝"-27	⅝"-27	S	1.00
111	⅝"-27	½"-27	S	1.00
117	⅝"-27	⅝"-27	U	3.75

EG

CABLE GUIDES

No.		List
EG24	For ⅞" Tube	$1.50
EG25	For ¾" Tube	1.50
EG27	For ⅝" Tube (Cable Grip)	1.25

420

ACCESSORIES

No.		List
414	6½" Chrome Mike Ring, ⅝"-27 threads	$2.00
ER6	Suspension Ring	2.50
420	Side Hole Bracket, ⅝"-27 threads	.75

ER6

EASTERN "NECK SUSPENSION"

NEW!

Here is the "THIRD HAND" you have been asking for. Made from die-cast metal and supplied with a 7" flexible gooseneck. An integral part of the casting is a call letter plate which is suitable for station or chain affiliation (letter in your own call letters). Has a neck strap which is held by snap fasteners and a body strap which prevents shifting of microphone when leaning forward. Straps are extra large. Finished in beautiful black wrinkle.

Catalog No. ES160 ..... **List Price $3.50**

NOTE: Mountings available for Western Electric Type 618 microphones. For W.E. 630A, 633A and 639A microphones to Eastern stands, see fitting No. 118 listed above.

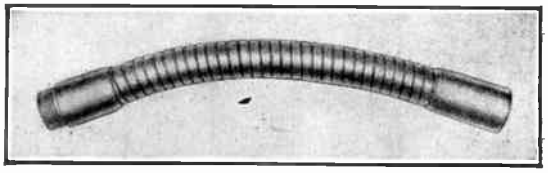

FLEXIBLE GOOSE NECKS

Flexible goose necks ⅝"-27 threads on each end.

No.		List
FL83	12" length for floor stands	$2.00
FL84	7" length for desk stands	1.50

BA78

BOOM ARMS FOR LIGHT MIKES

No.		List
BA78	Non-adjustable. Extends 30" horizontally. ⅝"-27 threads. Chrome plated	$8.50
BA79	Similar to above but can be adjusted to any angle within 90 degrees of horizontal position	12.00

For other threads see list of fittings above.

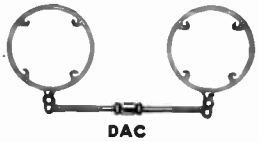
DAC

DOUBLE ARMS

No.		List
DAC	Double Arm 6½" Rings	$12.50
DA5	Above with ⅝"-27 Threads	9.00
DA½	Above with ½" Pipe Threads	12.50

Copyright by U. C. P., Inc.

EASTERN • PORTABLE AMPLIFIER AND SPEAKER CASES

"EASTERN presents a complete line of amplifier and speaker cases as an adjunct to its line of microphone stands. Cases are made of plywood and are available with aero luggage covering or solid colors of BROWN, BLUE, GREY or BLACK. Other colors can be had on order at slightly higher prices. Patterns are not necessarily those shown and are subject to change without notice. If color is not specified with order, we will ship at random from stock on hand.

SPEAKER AND AMPLIFIER CASES

501 Standard Dual Speaker Case



501

Case is cut diagonally into two units with speaker openings at opposite ends permitting two 12" speakers to be mounted within the enclosure. Outer dimensions of case 24"x10"x16". Aero luggage or solid colors mentioned at top of page.....**List Price $11.50**

502 Deluxe Dual Speaker Case



502

In this DELUXE number, the speakers are mounted diagonally instead of on the outer covers. Speaker holes are not visible when case is closed. Due to the fact that each section is completely enclosed, the cases act as infinite baffles. At the top of each baffle are hinged compartments for storing speaker cables. Designed for two 12" speakers. Overall dimensions, closed, 24"x12"x16". Aero luggage or solid colors.

List Price $22.00

506 Single Speaker Case



506

Will hold 10" or 12" speaker. Has detachable rear cover. Size of case 9"x15"x16". For colors see top of page.....**List Price $8.50**

505 Single Speaker and Amplifier Case



505

Has infinite baffle enclosure. Case is completely enclosed with detachable amplifier tray at bottom for chassis up to 9½"x15". Accommodates one 12" speaker. Size of case 21"x10½"x16". See top of page for colors.....**List Price $12.00**

503—Dual Speaker and Amplifier Case

TWO PIECE MODEL

Will accommodate two 12" speakers and amplifier chassis up to 11"x13½". Case dimension closed is 18"x12"x14½". Aero luggage or solid colors.....**List Price $12.50**



503-504

504—Dual Speaker and Amplifier Case

THREE PIECE MODEL

Has separate tray attached to bottom of case which will take amplifier chassis up to 13"x15". Holds two 12" speakers. Case compacts to 20"x14"x16". Aero luggage or solid colors.....**List Price $17.50**

Copyright by U. C. P., Inc.

EASTERN • PORTABLE CASES BAFFLE ENCLOSURES SPEAKER WALL CASES

NOTE: Cases are made of plywood and are available with aero luggage covering or solid colors of BROWN, BLUE, GREY OR BLACK. Other colors can be had on order at slightly higher prices. Patterns are not necessarily those shown, and are subject to change without notice. If color is not specified with order, we will ship at random from stock on hand.

512-513

GUITAR AMPLIFIER CASES

512—Vertical Model Guitar Amplifier and Speaker Case

Size 20"x15"x9". Will accommodate amplifier chassis up to 14"x8" and one 12" speaker. For colors see top of page.....List Price $12.50

513—Horizontal Model Guitar Amplifier and Speaker Case

Size 16"x20"x9". Will accommodate one 12" speaker and chassis up to 17"x8". For colors see top of page.....List Price $12.50

507-508

507—Large Amplifier Case

Accommodates chassis up to 9"x17". Size of case is 9¾"x11"x18". For colors, see top of page.....List Price $11.00

508—SMALL AMPLIFIER CASE

For chassis up to 8"x14". Size of case is 8½"x9"x15". See top of page for colors.....List Price $9.50



509-10-11

PORTABLE CASES FOR RECORD MOTORS

509—Phonograph Case

Constructed of heavy plywood. Inside measurements 14" x 15" x 8". Will accommodate turntables up to 12". See top of page for colors.....List Price $9.00

510—Transcription Case

Constructed of heavy plywood. Inside measurements 20" x 17" x 8". Will accommodate 16" turntables. See top of page for colors.....List Price $17.50

511—Record Changer Case

Available for the following record changers: Garrard, General Industries, Packard, RCA, Webster, etc.

MENTION make and model number with order. Case is large enough for changer to play with cover closed or cover may be removed if desired. See top of page for colors.....List Price $11.00



514-15-16

Infinite Baffle Enclosures (Bass Reflex Type)

An inexpensive Infinite Baffle Type enclosure, made of heavy plywood and available for the various size speakers as follows:

514—Infinite Baffle for 12" Speaker, size 24" x 15" x 9".....List Price $17.50

515—Infinite Baffle for 10" Speaker, size 16" x 14" x 9".....List Price $14.50

516—Infinite Baffle for 8" Speaker, size 14" x 12" x 8".....List Price $12.50

See top of page for colors.



517 to 521

INCLINED SPEAKER WALL CASES

Constructed of heavy plywood and available in aero luggage covering or solid colors of BROWN, BLUE, GREY and BLACK. Other colors available on order at slightly higher prices.

Night clubs, restaurants, classrooms or home may now have baffles to match their surroundings. Available in the following sizes:

517—Inclined Wall Case for 12" Speakers.....List Price $7.50
518—Inclined Wall Case for 10" Speakers.....List Price $6.00
519—Inclined Wall Case for 8" Speakers.....List Price $5.00
520—Inclined Wall Case for 6" Speakers.....List Price $4.00
521—Inclined Wall Case for 5" Speakers.....List Price $3.00

In addition to the complete listing of cases above, we can also furnish cases to order to customers' specifications. Please include sketch with dimensions for quotation.

Please note that due to the variety of listings, we do not guarantee to have all numbers in stock for same day shipment, therefore please indicate with order latest date at which cases must reach you. If we do not have the color you want in stock and immediate shipment is desired, indicate second and third choice. This will minimize delay in shipment.

Copyright by U. C. P., Inc.

SHURE CARDIOID MICROPHONES

Stop Feedback ★ Permit More Volume ★ Increase Pickup Range ★ Reduce Reverberation Effects Improve Reproduction ★ Simplify Installations

"UNIPLEX" CARDIOID CRYSTAL

True Uni-Directional Performance — at Low Cost!

It's "Goodbye Feedback" when you install this famous Shure "Uniplex"—the lowest priced true cardioid microphone. High quality reproduction from 30 to 10,000 cycles over a wide angle at the front, yet practically unaffected by sound approaching from the rear. (Rear response down approximately 15 db.) Permits more volume without feedback—simplifies microphone placement—greatly improves systems using ordinary microphones—makes possible a good P.A. installation where poor acoustic conditions did not permit it before. Uses exclusive Shure "Uniphase" principle. Output level: 63 db below 1 volt per bar. Specially moisture-proofed Grafoil Bimorph Crystal. Swivel-head. Distinctively modern streamlined case design, finished in Satin Chrome. Built-in cable connector. Standard ⅝"-27 thread. Diam. 3⅛", depth 3⅜" Shpg. wt. 1½ lbs. (Shure Pat. 2,198,424, 2,237,298).

Model 730A. "UNIPLEX" Cardioid Crystal Microphone. Complete with 25 ft. super shielded cable. Code: **Rupel.**
List Price **$35.50**

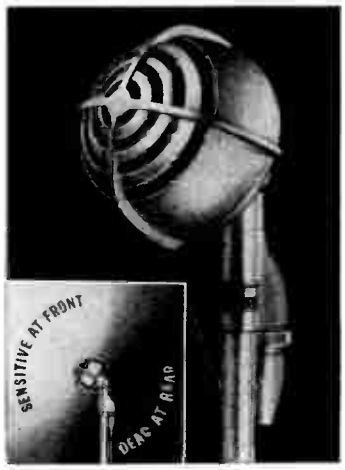

"UNIDYNE" CARDIOID DYNAMIC

Today's Most Popular True Uni-Directional Microphone

Solves feedback, reverberation, background noise. Specially suspended double wind-screened moving-coil system. Employs exclusive Shure "Uniphase" principle. Smooth response from 40 to 10,000 cycles. Wide angle pick-up at front, dead at rear (down 12-15 db). Rugged, shock-proof construction. Practically unaffected by heat and humidity. Ideal for severe outdoor and indoor service. Head tilts through 90 degree angle. Built-in cable connector. Satin Chrome finish. Permissible cable length practically unlimited on low impedance models. Standard ⅝"-27 thread. Case dimensions: 4¼" high; 3¼" wide, 3½" deep. Shipping weight 4¼ lbs. (Shure Pat. 2,237,298).

Model 55A. Low impedance. For 35-50 ohm circuits. 25 ft. two-conductor shielded cable. Output level into 50 ohms: 62.8 db below 6 milliwatts for 10 bar signal.
Code: **Rudar.**
List Price **$47**

Model 55B. Low impedance. For 200-250 ohm circuits. Includes internal transformer. 25 ft. two-conductor shielded cable. Output level into 250 ohms: 63.8 db below 6 milliwatts for 10 bar signal. Code: **Rudat.**
List Price **$49.50**

Model 55C. High impedance. May be used with any crystal microphone amplifier or other amplifier with input impedance of 100,000 ohms or more. Includes internal transformer. 25 foot single conductor shielded cable. Output level: 55.5 db below 1 volt per bar.
Code: **Rudas.**
List Price **$49.50**

Model 55AV. Same as Model 55A but specially designed for voice reproduction in Communications, Public Address and Recording. Code: **Rudog.**
List Price **$47.00**

Model 55BV. Same as Model 55B but specially designed for voice reproduction in Communications, Public Address and Recording. Code: **Rudoj.**
List Price **$49.50**

Model 55CV. Same as Model 55C but specially designed for voice reproduction in Communications, Public Address and Recording. Code: **Rudol.**
List Price **$49.50**

Model A86A. High Quality Cable-Type Transformer to match 35-50 and 200-250 ohm microphones to high impedance amplifier input. Code: **Rudeb.**
List Price **$12.00**

"555" BROADCAST CARDIOID DYNAMIC

Solves Tough Pick-up Problems in Broadcasting and Recording

Broadcast Stations and Recording Studios are rapidly replacing present equipment with this new Shure 555 Broadcast Unidyne. Solves troublesome sound pick-up problems in studio and remote applications. Exclusive Shure "Uniphase" principle provides true cardioid uni-directional performance at surprisingly low cost. Smooth response from 40 to 10,000 cycles at front; dead at rear (down 12-15 db). Cuts down reflection and reverberation effects, reduces background noise pick-up. Extremely rugged construction. Specially-suspended double-wind screened moving coil system. Built-in transverse vibration isolation unit. Swivel head. Satin Chrome finish. Standard ⅝"-27 thread. Easily adapted to fit stands with other threads. Equipped with 18" stub of rubber-covered two-conductor shielded cable, trimmed on free end for attachment of connector plug. Stub may easily be replaced by longer length of cable if desired. Case dimensions: 4½" high, 3¼" wide, 3½" deep. Shipping weight 4½ lbs. (Call Letter Plate not included). (Shure Pat. 2,237,298).

Model 555A. Broadcast "Unidyne" Dynamic, for 35-50 ohm circuits. Output level into 50 ohms: 62.8 db below 6 milliwatts for 10 bar signal. Code: **Rudid.**
List Price **$66**

Model 555B. Broadcast "Unidyne" Dynamic, for 200-250 ohm circuits. Includes internal transformer. Output level into 250 ohms: 63.8 db below 6 milliwatts for 10 bar signal.
Code: **Rudif.**
List Price **$66**

Model 555C. Broadcast "Unidyne" Dynamic. High impedance. Includes internal transformer. Output level: 55.5 db below 1 volt per bar. Code: **Rudiv.**
List Price **$66**

(Broadcast Call Letter Plate, as illustrated, Suspension Adapter, Vibration Isolation Unit also available for Model 555. Write for Bulletin 165C).

Patented by Shure Brothers

SHURE DYNAMIC and CRYSTAL WIDE-RANGE MICROPHONES

MODERN "STRATOLINER" DYNAMIC

Smoother Response for Voice and Music

A dynamic leader in beauty and performance for general-purpose P.A., remote broadcasting, recording, call systems, and other applications indoors and outdoors. Moving-conductor type. Smooth wide-range frequency response. No annoying peaks or distortions. Very rugged. Practically immune to heat and humidity. Built-in high quality transformer. Permissible cable length practically unlimited with low impedance models. Die cast case finished in rich Satin Chrome. Swivel head easily aimed at source of sound. Semi-directional or non-directional operation. Built-in cable connector. Standard ⅝"-27 thread. Diam. 2½", length 4 7/16". Shpg. wt. 2¾ lbs.

Model 508C. High Impedance Dynamic. May be used with crystal microphone amplifier and others with input impedance of 100,000 ohms or more. Output: 60 db below 1 volt per bar. Complete with 25 ft. single-conductor shielded cable. Code: **Rudob.**
List Price **$29.50**

Model 508A. Low Impedance Dynamic. For 35-50 ohm lines. Output: 68 db below 6 milliwatts for 10 bar signal. Complete with 25 ft. two-conductor shielded cable. Code: **Rudoc.**
List Price **$29.50**

Model 508B. Low Impedance Dynamic. For 200-250 ohm lines. Output: 68 db below 6 milliwatts for 10 bar signal. Complete with 25 ft. two-conductor shiedled cable.
Code: **Rudod.**
List Price **$29.50**

Model A86A. High Quality Cable-Type Transformer to match 35-50 and 200-250 ohm microphones to high impedance amplifier input. Code: **Rudeb.**
List Price **$12.00**



SHURE "500C" DYNAMIC

Streamlined for Low-Cost Public Address

High impedance. Excellent frequency response assures faithful reproduction of voice and music. Moving-conductor type. Internal matching transformer. Sturdy die cast case finished in Iridescent Gray with highly polished plating on grille. Standard ⅝"-27 thread. Spring cable protector. Output: 63 db below 1 volt per bar. May be used with any amplifier with input of 100,000 ohms or more. Diameter 2⅜". Shpg. wt. 2¼ lbs.

Model 500C-7Ft. High Impedance Dynamic. 7 ft. single-conductor shielded cable.
Code: **Rudix.**
List Price **$17.50**

Model 500C. High Impedance Dynamic. 25 ft. single-conductor shielded cable.
Code: **Rudig.**
List Price **$19.00**

"ULTRA" 700D CRYSTAL

Highest Quality General Purpose Performance

Famous for its fidelity of reproduction and dependable performance. Shure "Ultra" wide-range response from 30 to 10,000 cycles. Output level: 58 db below 1 volt per bar. Triple-moisture-sealed Grafoil Bimorph Crystal. Complete barometric compensation. Internal screen-protected cartridge. Small, compact swivel head for semi-directional or non-directional operation—easily aimed at source of sound for best response. Satin Chrome finish. Built-in cable connector. Standard ⅝"-27 thread. Diameter 2⅜". Shpg. wt. 2¼ lbs.

Model 700D. "Ultra" Crystal Microphone. Complete with 25 ft. single-conductor shielded cable. Code: **Rupaj.**
List Price **$27.50**

"ROCKET" 705A CRYSTAL

Shure "Ultra" Performance and Beauty

An outstanding choice for general-purpose P.A. Provides both modern beauty and faithful reproduction. Smooth "Ultra" wide-range response from 30 to 10,000 cycles. Output level 58 db below 1 volt per bar. Special moisture-sealed Grafoil Bimorph Crystal and other exclusive Shure "Ultra" features. Swivel head easily aimed at source of sound for best response. Semi-directional or non-directional operation. Built-in cable connector. Satin Chrome finish. Standard ⅝"-27 thread. Dia. 2⅜". Lgth. 3 7/16". Shpg. wt. 2½ lbs.

Model 705A. "Rocket" Crystal Microphone. Complete with 25 ft. shielded single-conductor cable. Code: **Rupeg.**
List Price **$27.50**

SHURE CRYSTAL MICROPHONES

Remarkable Quality at Low Cost

NEW "STRATOLINER" CRYSTAL

Modern as Tomorrow—Low in Cost!

Improves appearance of sound set-ups—gives quality reproduction of voice and music for low-cost Public Address, paging, call systems and other general-purpose uses. Excellent, smooth frequency response. High output level 49.7 db below one volt per bar at end of 7 ft. cable. Genuine Bimorph Crystal. Rich Satin Chrome die cast case. Swivel head easily aimed at source of sound. Built-in cable connector. Standard 5/8"-27 thread. Diameter 2½". Length 4 7/16". Complete with 7 foot single-conductor shielded cable. Shpg. wt. 2½ lbs.

Model 708A. "Stratoliner" Crystal Microphone Code: **Rudum.**
List Price **$19.50**

Model 708A-25 Ft. Same, with 25 ft. cable. Code: **Rudup.**
List Price **$21.00**

70H "SUPER-LEVEL" CRYSTAL

Famous for Performance the World Over

For years, the "standby" among sound men for dependable high quality performance! Excellent wide-range response. Highest output level available today in crystal microphones: 47.5 db below 1 volt per bar (27.5 db below 1 volt for 10 bar signal). Requires less amplifier gain; provides a useful margin of extra sensitivity when needed. Moisture-sealed Grafoil Bimorph Crystal. Sturdy cast case; Satin Chrome finish. Built-in cable connector. Standard 5/8"-27 thread. 7 ft. shielded cable. Diameter 3 3/16". Depth 1 3/8". Shpg. wt. 2 lbs.

Model 70H. "Super-Level" Crystal Microphone. Code: **Rupep.**
List Price **$22.50**

Model 70H-25 Ft. Same, with 25 ft. cable. Code: **Rupec.**
List Price **$24.00**

New 707A Crystal

Nothing like it at this low cost! Attractive modern die cast case in Iridescent Gray finish with highly polished plating on front grille. Excellent smooth response. Output level 49.7 db below one volt per bar at end of 7 ft. cable. Bimorph Crystal, mechanically isolated. 7 ft. single-conductor shielded cable, with spring protector. Standard 5/8"-27 thread. Diam. 2 3/8". Shpg. wt. 1¼ lb.

Model 707A. Crystal Microphone.
Code: **Rudof.**
List Price **$12.50**

Model 707A-25 Ft. Same, with 25 ft. cable. Shpg. wt. 2¼ lbs. Code: **Rudug.**
List Price **$14.00**

New Hand Microphone

A new lightweight hand microphone developed by Shure Engineers. Beautiful **Tenite** resilient plastic case and handle. Rugged, handy to use. Output level 49.7 db below one volt per bar at end of 7 ft. cable. Genuine Bimorph Crystal, mechanically isolated. Excellent, smooth response. 7 ft. single-conductor, shielded cable. Diam. 2½", height overall 6", depth 1½". Shpg. wt. ¾ lb.

Model 717A. Crystal Hand Microphone with clip-on metal base.
Code: **Ruduk.** List Price **$9.95**

Shure 76B Lapel Microphone

Small, light, crystal microphone with high output level. Gives high quality reproduction of speaker's voice. Inconspicuous. Only 1⅞" diameter; weight only 1½ oz. Iridescent Gray finish. Handy lapel clip. Complete with 25 ft. shielded single-conductor cable. Shpg. wt. 1 lb.
Model 76B. Lapel Microphone.
Code: **Rulop.**
List Price **$25**

Special Microphone Cable

Available in standard trimmed 7 ft. and 25 ft. lengths. Other lengths in bulk untrimmed.

Model C10C. Cable. For Crystal and high-impedance dynamic microphones. Low capacity and high insulation resistance. Single-conductor type with close shield. Overall rubber jacket.
Code: **Rusob.** List Price, per ft. **12c**

Model C24A. Cable. Specially designed for low-impedance dynamic microphones. Has two twisted rubber-insulated conductors, close shield and overall rubber jacket. Code: **Rubel.**
List Price, per ft. **12c**

Model C14A. "Super-Shielded" Cable. Hum-free even in intense magnetic and static fields. Single-conductor with double shield. Recommended for Shure "Uniplex" microphone. Code: **Rubem.**
List Price, per ft. **20c**

For Shure Microphone Locking-Plug attached to cable, add $1.50 list.

Cordsets complete with Shure microphone plug and amplifier input plug, completely wired, are available to fit most amplifiers. State amplifier make and model number.

Shure Crystal Devices are Licensed under Patents of the Brush Development Company. Shure Patent Pending.

SHURE COMMUNICATIONS MICROPHONES

Best for Amateur, Police and Commercial Use

CARDIOID CRYSTAL COMMUNICATIONS

Cleans Up Voice Transmission! Makes Break-in 'Phone Easy!

Famous "Uniplex" model with special Shure speech characteristic! Dead at rear. (Rear response down 12-15 db). Gives studio performance. Cuts down room-noise pick-up, eliminates echoes, assures clearer, more intelligible speech. Cleans up voice transmission. Makes break-in 'phone easy. Ideal for police, commercial and high quality amateur communications. Specially moisture-proofed Grafoil Bimorph Crystal. Output level: 33 db below 1 volt for 10 bar speech signal. Swivel head. Built-in R.F. filter protects against burnouts. Built-in cable connector. Rich Satin Chrome finish. Diameter 3⅛". Depth 3⅜". Standard ⅝"-27 thread. Shpg. wt. 1½ lbs. Complete with 7 ft. super-shielded cable.

Model 730SH. Cardioid Crystal Microphone without desk mount. Code: **Rupod.**
List Price **$35.50**

Model 730S. Same, complete with Model S36A Iridescent Gray Desk Mount. Shpg. wt. 3 lbs.
Code: **Rupof.**
List Price **$39.00**

New Shure 708SH Crystal

The beautiful new "STRATOLINER" with special Shure speech characteristic for commercial and amateur 'phone. Assures clear, crisp signals. High output level: 29.7 db below 1 volt for 10 bar speech signal. Built-in R.F. filter protects against burnouts. Bimorph Crystal. Die cast case; Satin Chrome finish. Swivel head. Cable connector. Standard ⅝"-27 thread. 7 ft. shielded cable. Diam. 2½", length 4 7/16". Shpg. wt. 2½ lbs.

Model 708SH. Crystal Microphone, without desk mount.
Code: **Rupob.**
List Price **$19.50**

Model 708S. Same, complete with Model S36A Iridescent Gray Desk Mount. Shpg. wt. 4 lbs. Code: **Rupoc.**
List Price **$23.00**

"Military-Type" Crystal Microphone

Fits comfortably in palm of hand. Light, compact. Takes minimum space in portable equipment. Die cast case in Iridescent Gray with satin finish grille. Excellent response. Output level; 32.5 db below 1 volt for 10 bar speech signal. Specially designed "ON - OFF" switch. Complete with removable suspension hook, 7 ft. shielded cable and spring cable protector. 3¾" high, 2¾" wide, 1¾" thick. Shpg. wt. 1 lb.

Model 750B. "Military-Type" Hand Microphone complete with switch. Code: **Rusel.**
List Price **$25**

(Carbon Type "Military" Hand Microphones are available in quantity only, on special order).

"Super-Level" 70STH Crystal

Here's the world-famous Shure "Super-Level" Communications Microphone. Has the highest output available in a crystal microphone. (26 db below 1 volt for 10 bar speech signal). Shure high-efficiency speech characteristic assures clear, crisp signals, cuts through noise and static. R. F. filter protects against burnouts. Satin Chrome die cast case. Built-in cable connector, with 7 foot shielded cable. Diam. 3 3/16". Depth 1⅜". Shpg. wt. 2 lbs.

Model 70STH. Crystal Microphone without desk mount.
Code: **Rupic.**
List Price **$22.50**

Model 70ST. Same, complete with Model S36A Iridescent Gray Desk Mount. Shpg. Wt. 3½ lbs. Code: **Rupib.**
List Price **$26.00**

Model 3B Two-Button Carbon

Full-size two-button microphone with quality performance for amateur transmitters, intercommunications systems and P.A. installations. Can be used as a single-button microphone. Rigid cast frames. Protective grille. Shure "Quickway" hooks. Satin Chrome finish. Frame diam. 3". Thickness 13/16". Shpg. wt. ¾ lb.

Model 3B. Code: **Ruciv.**
List Price **$5.50**

Model 5B Two-Button Carbon

High quality, full-size two-button microphone. Regular full-size precision adjustable buttons and special screen-protected diaphram insure exceptionally fine reproduction. Rugged construction. Satin Chrome finish. Shure "Quickway" Hooks. Diam. overall 3¾". Thickness 1 1/16". Shpg. wt. 1½ lbs.

Model 5B. Code: **Rucit.**
List Price **$10**

Rings and Springs—Fit All Shure Stands

Model R20C. 6" standard ring for carbon microphones. "Quickway" mounting hooks. Satin Chrome. 8 rustproof springs. Shpg. wt. 1 lb. Code **Ruket.**
List Price **$2.50**

Model R10B. Light 5" ring for small carbon microphones. Satin Chrome finish. 8 rustproof springs. Shpg. wt. ¾ lb. Code: **Rujes.**
List Price **$2.25**

Two-Button Hand Microphone

Convertible Hand Microphone. Convenient for general-purpose Public Address use! Easily changed from hand to 3B type for stand mounting by removing handle. Iridescent Gray handle. Overall length, 8⅞". Shpg. wt. 1½ lbs. Complete with 6 ft. three-conductor cable and 4 "Quickway" Hooks.

Model 10B. Two-Button Hand Microphone.
Code: **Rucor.**
List Price **$10**

Microphone Repair Service

All microphones require occasional repairs. Carbon microphones need reconditioning at least once a year to maintain sensitivity and quality. "Microphone Headquarters" maintains a special department for repairing and reconditioning many types and makes of microphones. Write for quotations.

SHURE STANDS and ACCESSORIES

Improve Microphone Operation and Performance

"Stabilized" Friction-Lock Floor Stands

Beautiful, sturdy Shure Floor Stands improve appearance and operation of any sound set-up. Height adjustments made easily, quietly, with super-positive Friction Lock. 3-point "Stabilized" base cushioning gives 10-18 db reduction of shock and vibration. Molded soft rubber cable guide. ⅝"-27 thread.

Model S50B. Floor Stand. Satin Chrome finish. Round Base (9½" diam.; wt. 8 lbs.). Height adjustment 44⅜" to 70½". Shpg. wt. 11½ lbs. Code: **Rusaf.**
List Price **$11**

Model S55A. "Studio-Type" Floor Stand. Heavy 3-leg base. (Wt. 10¼ lbs.). Leg spread 15½". Height adjustment 48" to 70". Shpg. wt. 14 lbs. Iridescent Gray finish.
Code: **Rusat.**
List Price **$17.00**



3-Section Utility Stand

Model S54C. 3-section Floor Stand. Especially suitable for portable use. Shure Friction-Lock. Modern round base. (Diam. 9½", wt. 8 lbs.). Iridescent gray finish. Ht. range 30" to 64". Shpg. wt. 11½ lbs. Code: **Rusap.**
List Price **$11**

Cable-Type Transformer

Model A86A. High quality Cable-Type Transformer. Matches 35-50 and 200-250 ohm microphones to high impedance amplifier input. Compact, sturdy. Case diam. 1⅝", length 2⅞". 7 ft. cable. Shpg. wt. 1½ lbs. Code: **Rudeb.**
List Price **$12**

Take-Apart Stand

Model S34A. New, handy low-cost stand for desk or hand use. One twist of handle locks it securely in base for use as a desk or table stand, or releases handle for use in hand. Metal base, wood handle. Metal top threaded ⅝"-27. Height over all 6 11/16". Base diam. 4½". Length of handle 5⅝". Shpg. wt. 1 lb. Code: **Rukab.**
List Price **$2.00**

Model A41A. Microphone Handle. Solid wood with brass ferrule on top threaded ⅝"-27.
Code: **Rujad.** List Price **75c**

New "Broadcast" Stand

Model S510A. Designed for both beauty and utility. Heavyweight, stabilized 3-leg base hugs floor, provides firm footing. Quick, positive friction lock. Mounts all types of microphones. Standard ⅝"-27 thread. Inner tubing has ½" pipe thread outside and ⅝"-24 thread inside. Height adjustable from 45" to 79". Leg spread 16½". Net wt. of tubing assembly 6½ lbs. Net wt. of base 22½ lbs. Shpg. wt. 32 lbs. (Isolation Unit not included).
Code: **Rusop.** List Price **$35**


S510A

Microphone "On-Off" Switches

Rotary and push-button types. ⅝"-27 thread

Model A83A.
Quickly attached to any cable-connector type Shure microphone. No wiring; internal plug establishes connections. Bakelite arrow knob.
Code: **Runim.**
List Price **$4.00**

Model A80B.
Threaded ⅝"-27 to fit non-connector type microphones. Bakelite arrow knob.
Code: **Runib.** List Price **$2.50**

Model A84A. Momentary "On-Off" Switch. Press-to-talk Bakelite disc.
Code: **Runid.** List Price **$4.50**

Model A85A. Momentary Relay-Type Switch. Normally open switch closes circuit comprising one conductor and shield of outgoing cable for operation of relay or other device. Remaining conductor and shield of cable carry microphone output. Bakelite disc.
Code: **Runif.**
List Price **$4.50**

Modern Desk Stands

Model S36A. Beautiful, streamlined Desk Mount, with stable support at correct height. Fits Shure connector-type microphones, concealing plug in base. Adapter plate and tubing provided for other type microphones. Ornamental button at front may be removed for installation of ⅜" standard bushing switch or volume control. Iridescent Gray finish. Base: 2½" high, 5" wide, 7" long. Shpg. wt. 1½ lbs.
Code: **Rusef.**
List Price **$4**

Model S32D. Highly attractive modern desk stand, finished in Iridescent Gray and Satin Chrome. Shure "Friction-Lock" provides easy, positive height adjustment from 7" to 11". ⅝"-27 thread. Base diam. 6". Shpg. wt. 3½ lbs.
Code: **Rused.**
List Price **$7.50**

Stand Adapter

Model A20A. Mounts microphones with ½" Pipe Thread on ⅝"-27 thread stand.
Code: **Rudap.**
List Price **$1.00**

SHURE CRYSTAL PICKUPS and MAGNETIC RECORDING HEAD



New "Hi-Lo" Lightweight Crystal Pickup

Permanent Sapphire Point Needle

Only 1 ounce needle pressure with 1.4 volts output at 1000 cps (Audiotone record)—over twice the output of any other lightweight pickup—at low cost! Makes possible easy replacement of conventional pickups. Modernizes record players. Gives life-like reproduction of full frequency range—practically eliminates record wear—increases record life. Permanent sapphire point eliminates inconvenience of changing needles. Exclusive Shure design permits accurate production control of uniformity. Plays 10" and 12" records. Streamlined plastic arm in mahogany finish blends harmoniously with modern cabinets. Offset head. Set screw permits changing of needle without replacing entire cartridge. Genuine Bimorph Crystal. Response from 60-7000 cycles. Playing radius 7⅛". Overall length 8⅝". Can be mounted in ¼" or ½" hole. Furnished with 14" cable and arm rest. Shpg. wt. 9 ozs.

Model 97AN. "Hi-Lo" Crystal Pickup. Complete with permanent sapphire point needle. Code: **Ruzer.**
List Price..... **$6.50**

Model 97A. Same as Model 97AN, but less needle. Furnished with set screw and thumb screw. Code: **Ruzep.**
List Price..... **$5.50**

Model 95A. Semi-Lo-Pressure Crystal Pickup. Same as Model 97A, but with 2 ounce needle pressure and 3 volts output at 1000 cps (Audiotone record). For use with any conventional removable needle. Assures improved performance and less record wear than conventional 2¾ ounce pickups. Shpg. wt. 10 ozs. Code: **Ruzes.**
List Price..... **$5.50**

Shure 44A Magnetic Recording Head

High-quality wide-range record cutter. Ideal for use with home recording equipment. Designed to operate directly from the voice-coil winding of the output transformer. Stiff moving element permits recording on practically all recording materials. Exceptionally rugged and stable under all climatic conditions. High Sensitivity. May be operated from the output stage of almost any radio set. Impedance: 4 ohms DC (10 ohms at 400 cycles), suitable for output circuits having impedance of 4 to 8 ohms. Other impedance values are available on special order. Thousands of these Cutters are in service today on home recorders. In making replacement, be sure to give the numbers that appear on the cutter to obtain correct type bracket and impedance. Steel, alloy-tipped, or sapphire recording stylus may be used. 36" flexible leads. Length overall 3¾"; less screw 3¼". Shpg. wt. 8 oz.

Model 44A. 4-ohm Magnetic Recording Head. Without cutting stylus. Code: **Ruzad.**
List Price..... **$11.50**

New "Hi-Lo" Crystal Pickup Cartridges

Greatly Improve Pickup Performance

These advanced type Crystal Cartridges developed by Shure Engineers will directly replace other flat-type cartridges and give improved pickup performance. Sturdy metal case, size, 2 5/16" long, ¾" wide, 7/16" deep. Genuine Bimorph Crystal.

Model W42AN. Crystal Cartridge with permanent sapphire point needle. Designed for Shure Model 97AN Hi-Lo Pickup and other pickups with a pressure of 1 ounce or more. Low needle point impedance. 1.4 volts output at 1000 cps (Audiotone record). Complete with permanent sapphire point needle and set screw. Code: **Ruzod.**
List Price..... **$5**

Model W42A. Same as Model W42AN, but less needle. Furnished with set-screw and thumb screw. Code: **Ruzog.**
List Price..... **$4.00**

Model W40A. Crystal Cartridge designed for Shure Model 95A Semi-Lo-Pressure Pickup and other pickups with 2 ounce pressure or more. Output 3 volts at 1000 cps (Audiotone record). Minimum recommended pressure 1¾ ounces, but will work with heavier pressures and retain advantage of low needle point impedance for reduced surface noise and better response. Furnished with thumb-screw for use with any removable needle. Code: **Ruzop.**
List Price..... **$4.00**

Model A60A. Specially designed Permanent Sapphire Point Needle. For use with Models 97AN and 97A Pickups, and Models W42AN and W42A Cartridges. Code: **Ruzot.**
List Price..... **$1.00**

Other Crystal Pickup Cartridges

W20C

W27C

Model W20C. Metal type cartridge that fits Shure 99, 94 and 910 pickups. Has built-in "Needle-Tilt" Balanced-Tracking.
Code: **Ruzim.** List Price..... **$4.00**

Model W27C. Bakelite type cartridge for universal replacement. Three-in-one all-purpose unit. Has lug terminals, but is also supplied with screws and pins for quick, easy conversion to screw or "plug-in" pin terminal type as used in many record players and "coin machines." Straight needle tracking. Code: **Ruzor.**
List Price..... **$5.00**

Transcription-Type Crystal Pickup

Meets the latest requirements for high quality reproduction of lateral records in broadcasting, recording and public address work. Smooth high frequency response. Full bass response adjustable with simple networks in the input circuit. Output approximately 2¼ volts. Grafoil Bimorph Crystal, triple-moisture-sealed. Easy needle-changing. Head locks in place when tilted back. Arm locks in place when swung away from turntable. Needle-pressure 2¾ ounces. Statuary Bronze finish overall. Complete with 3½ ft. shielded cord, mounting screws and motorboard drilling template.

Model 914A. For 16", 12" and 10" records. Bent arm tracking correction. Overall length, 12⅞". Shpg. wt. 2 lbs.
Code: **Ruzig.**
List Price..... **$16.50**

ASTATIC

KNOWN THE WORLD OVER

KNOWN THE WORLD OVER

CRYSTAL MICROPHONES

TRADE MARK REGISTERED

LICENSED UNDER BRUSH DEVELOPMENT CO. PATENTS.



JT-SERIES MICROPHONES

This Astatic Microphone, popular because of its wide range of usefulness, excellent performance and low price, is used extensively for amateur, public address and home recording. JT-Series Microphones are available in both wide and voice range models and, in addition to standard equipment, are furnished complete with concentric cable connector, convenient wood handle, interlocking metal base and 25-ft. shielded cable. Wood handle may be removed and microphone used on floor stand. Pleasing bass response with uniform highs free from objectionable peaks or dips. Output level —52 db provides ample reserve for use with high gain amplifiers. Choice of all chrome or chrome and gray finish. Stand and handle gray.

JT-30-TT Wide Range, Code ASVLG, **List Price** $15.50

JT-40-TT Voice Range, Code ASVLD, **List Price** 15.50

WR-SERIES MICROPHONES

The WR-Series, Multi-Unit Microphones, made in two models for varied cable lengths, are highly recommended for studio, public address and high quality recording purposes. These microphones are built with dual-diaphragm crystal cartridges in multi-unit arrangements, assuring high fidelity reproduction. Overall frequency response is exceptionally smooth up to 10,000 cycles. Due to their special interior assembly design, the WR-Series Microphones cannot be acoustically overloaded. Model WR-20 may be used on cable up to 100 ft. with negligible loss of output and Model WR-40 is more than able to handle cable twice this length. Output level —56 db. Finish, all chrome.

WR-20, Code ASVGZ.....$29.50

WR-40, Code ASVAL 39.50

N-SERIES MICROPHONES

Because of their exceptionally smooth frequency response and many other improved characteristics, Astatic Model N-Series Crystal Microphones are especially desirable for modern public address installations. Swivel joint, tilting head permits adjustment to either semi-directional or directional position, providing a practical and effective method of acoustic feedback control. Concentric cable connector facilitates quick interchange of cables. Two models are available. Model N-30, with output level —52 db, is a high fidelity, wide range microphone, 30 to 10,000 cycles. Model N-80, voice range microphone, output level —49 db, with rising response to 3,500 cycles. All-chrome finish. Complete with 25-ft. cable and spring protector.

N-30 Wide Range, Code ASVJR, **List Price** $17.50

N-80 Voice Range, Code ASVJP, **List Price** 17.50



MODEL T-3 MICROPHONE

In Model T-3, Astatic offers a Crystal Microphone for practical use in almost every field of usage. Here is a microphone with an ideal frequency response, definitely established by long and continued popularity, that appeals to professionals and amateurs alike. Its use is suggested for studio set-ups, with amateur rigs, intercommunicating systems, public address installations and for high class recording purposes. Microphone head may be tilted with ease on unique swivel mounting and pickup pattern made semi- or non-directional, as desired. Output level —52 db. Frequency response substantially uniform from 30 to 10,000 cycles. Equipped with interchangeable plug and socket connector and 25-ft. cable. All chrome finish.

T-3, Code ASVCX.....**List Price $25.00**

TYPE S SWITCH ADAPTOR

When so ordered, at little extra cost, a convenient on-off switch, as shown with N-Series Microphone, in accompanying illustration, may be had with Astatic Model Microphones N-30, N-80, T-3, WR-20, WR-40, D-104 and K-2. This Model "S" Switch is NOT SOLD SEPARATELY but must be ordered with microphone. Model "S" Switch shorts the microphone circuit in "off" position, and is a convenient method of cutting in and out on two-way conversations. In practical fields, using intercommunicating systems, the "S" Switch plays an important role in convenience and usefulness. With amateurs, too, this switch is becoming increasingly popular. In ordering this switch, add $2.50 to the List Price of any Astatic Microphone listed above and add the letter "S" to the model number.

MODEL D-104 MICROPHONE

This is Astatic's time-tested and proven microphone . . . the first practical crystal microphone ever developed . . . and still preferred by a great host of veteran amateurs. Model D-104, it is safe to assert, is used by more amateurs than any microphone ever made. With high output level —48 db, possesses definitely reduced feedback tendencies and does not gum up or overload when used for close-talking applications. New type yoke-driven, bridge-mounted Graphoil crystal element, improved shock-proof mounting and barometric compensation. Speech range frequency response from 500 to 4,000 cycles. Bright chrome finish. Standard equipment includes interchangeable plug and connector, spring cable protector and 7-ft. cable.

D-104, Code ASUPA... **List Price $22.50**

Copyright by U. C. P., Inc.

ASTATIC

KNOWN THE WORLD OVER

KNOWN THE WORLD OVER

MICROPHONES AND STANDS

TRADE MARK REGISTERED

LICENSED UNDER BRUSH DEVELOPMENT CO. PATENTS.

MODEL K-2 MICROPHONE

Because of its smooth, undistorted reproduction and the fact that it cannot be acoustically overloaded, Astatic Model K-2 Crystal Microphone is highly recommended. In this model, Astatic provides a small size, dual-diaphragm type crystal microphone for studio use, recording, dance bands, public address installations and general applications where quality performance is required. With dual crystal unit design, Model K-2 has twice the capacitance of the usual crystal microphone and correspondingly longer cable lengths may be used. Output level —60 db, below one volt per bar. Frequency response 30 to 10,000 cycles with rising characteristic beyond 6,000 cycles with non-directional pickup. Standard equipment includes plug and socket connector and 25-ft. cable. All chrome finish.

K-2, Code ASURX..... List Price $27.50

DYNAMIC MICROPHONE

Model "DN" is a semi-directional, all-purpose dynamic microphone incorporating a new unitary moving coil system, and carefully proportioned acoustic circuit to highly damp the natural resonance of the moving system and provide a response characteristic substantially flat from 50 to 7,000 cycles. The "DN" design employs all features necessary for wide applicability, including Astatic's tilting-head swivel mount, permitting semi- or non-directional positions. Standard equipment includes plug and connector, spring cable protector and 25-ft. cable. Two-tone gray and chrome finish.

DN-50 (50 ohms), Code ASVNJ ..... **List Price $20.00**
DN-200 (200 ohms), Code ASVNI .....**List Price 22.50**
DN-500 (500 ohms), Code ASVNH .....**List Price 22.50**
DN-HZ (50,000 ohms to grid), Code ASVNG .....**List Price 22.50**

ASTATIC MICROPHONE STANDS CONNECTORS AND ADAPTORS

LAPEL TYPE MODEL L-1

This very small dual-diaphragm crystal microphone was developed to meet especially difficult pickup conditions. Equipment includes lapel-type spring clip and over-shoulder cord to permit wide latitude of movement. Output level —62 db. Frequency response uniform from 30 to 10,000 cycles with rising characteristic beyond 6,000 cycles. Finish, statuary bronze. Furnished with 25-ft., small diameter, single conductor cloth covered cable.

Model L-1, Code ASUSN.....List Price $25.00

SPECIAL MODEL 218

Astatic's concealed placement crystal microphone, Model 218, is used extensively for dictographic and detective work. The unit is small, only ⅞-inches thick, finished in black and therefore easily made inconspicuous. Cable connects through collet type ferrule. Spring clip on back of case for easy attachment purposes. Output level —46 db. Frequency response designed with rising characteristic above 500 cycles for speech frequencies.

Model 218, Code ASUVV.....List Price $22.50

MODEL VP VIBRATION TYPE

Astatic's inertia type pickup of simple design and inherent ruggedness, for production testing of moving and reciprocation machinery, motor cars, aircraft, water leak detection and similar applications. All contact points are of hardened steel. Wave form may be observed with the oscillograph. Model VP case is made from heavy machined brass finished in bright chrome.

Model VP, Code ASZGK

List Price..... $25.00



Copyright by U. C. P., Inc.

KNOWN THE WORLD OVER

ASTATIC

KNOWN THE WORLD OVER

CRYSTAL PICKUPS

TRADE MARK REGISTERED

LICENSED UNDER BRUSH DEVELOPMENT CO. PATENTS.

Low Pressure CRYSTAL PICKUPS





Designed for a higher standard of phonograph performance, Astatic Low Pressure Crystal Pickups, with permanent, built-in Sapphire jewel points, have contributed immeasurably to the convenience, economy and enjoyment of electrical phonographs and radio-phonograph combinations. This rounded Sapphire stylus, gliding smoothly over the record with feather-weight one-ounce pressure, makes this pick-up basically different from any crystal pickup previously available. No needles to change. No wear on records. No gadgets to get out of order. With stylus pressure of only one ounce, scarcely more than one-third the pressure necessary in conventional pickups, records, literally speaking, don't wear out but, instead, retain their newness for hundreds of plays. Surface noise and distortion due to wear are, as a result, practically eliminated. The offset angle in arm design is such that a low tracking error is combined with balanced sidewall pressure in the record groove. Stylus pressure is controlled by spring action, permitting a low value of up and down inertia not obtainable with a counterweighted arm.

Model FP- 8, Cartridge LP- 6, Code ASXIF ..... **List Price $16.50**

Model FP-18, Cartridge LP-21, Code ASXIE ..... **List Price 16.50**

Model FP-38, Cartridge LP-23, Code ASXID ..... **List Price 16.50**

PERMANENT SAPPHIRE STYLUS

Only highest quality precisely ground, highly polished, natural Sapphires are used in Astatic Low Pressure Pickups. This jewel point is protected with a "U" shaped guard surface and internal protector spring. With a radius slightly larger than the record groove, the stylus point rides slightly up on the groove sidewalls for finer reproduction.

PROFESSIONAL MODEL LOW PRESSURE PICKUP

Incorporating all the advantages of Low Pressure design and performance, Models HP-16 and HP-36 are particularly suited for Broadcast and Recording Studio use. Ball-bearing swivel base, accurately counterbalanced arm for one-ounce needle pressure on transcriptions up to and including the 16" size. Maroon finish.

HP-16, 30 to 7,000 cycles, Code ASKIB
List Price $25.00
HP-36, 30 to 10,000 cycles, Code ASXIA
List Price $25.00

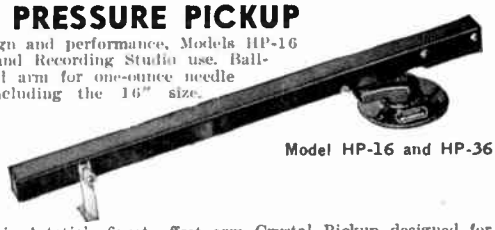

Model HP-16 and HP-36

MODEL B-16—This is Astatic's finest offset arm Crystal Pickup designed for professional use on lateral transcriptions of all sizes. Tru-Tan offset head reduces tracking error to 2.4 degrees on a 16" record. Free from mechanical resonance throughout the audio range. Response characteristic may be altered to suit conditions by modification of input circuit. Overall length, 14". Needle pressure 2¾ oz. Complete with 4-ft. single conductor shielded cable and individual arm rest. Black and Chrome finish.

Model B-16, Code ASWKG ..... **List Price $22.50**

MODEL B-10—Here is another deluxe Crystal Pickup, intended for those who desire the ultimate in fidelity of record reproduction. Tru-Tan offset head design. Plays both 10" and 12" records. Ball bearing swivel base. Selected Type B Cartridge. Beautifully finished in black and chrome. Overall length 12⅛". Needle pressure, 2¾ oz. Complete with 4-ft. single conductor shielded cable and individual arm rest.

Model B-10, Code ASWKH ..... **List Price $17.50**

MODEL AB-8—In this Crystal Pickup, Astatic offers a new high type performance combined with ultra modern styling. Special features include Spring-Axial Cushioning, Astatic's famous Type B (Bakelite encased) Cartridge with internal damping to assure permanence, Bender Crystal element with "Ebonite" waterproof coating, and last but not least, a sturdy, new die-cast arm. For use with 10" and 12" records. Overall length 10⅞". Needle pressure, 2¾ oz. Statuary Brown finish. Complete with 4-ft. single conductor shielded cable and arm rest.

Model AB-8, Code ASXFZ ..... **List Price $10.00**

MODEL O-7—This Astatic Pickup was designed primarily for radio-phonograph combinations and public address applications requiring quality output combined with short mounting center of only 7". Axial cushioned, die-cast, Tru-Tan arm. Now furnished with the improved M-22 Type Cartridge. Graphoil Bimorph Crystal element, Ebonite treated. Output response may be altered to suit conditions. Telephone black with bright chrome trim. Overall length, 9½". Needle Pressure, 2¾ oz. Complete with 4-ft. single conductor shielded cable and arm rest.

Model O-7, Code ASWOK ..... **List Price $6.50**

Copyright by U. C. P., Inc.

ASTATIC

KNOWN THE WORLD OVER

CRYSTAL PRODUCTS

TRADE MARK REGISTERED

LICENSED UNDER BRUSH DEVELOPMENT CO. PATENTS.



MODEL D-9—Combining low cost with high performance standards. Ideal for manual record players. Used extensively for modern replacements. Mounting center adjustable to 6½" or 7". Tru-Tan offset head.. Employs L-Type Cartridge. Statuary Brown finish. Complete with 12" plain leads.
Model D-9, Code ASXFU....List Price $4.95

MODEL SL-8—Straight-arm pickup ideal for certain specific applications, particularly for lightly cut home recordings. Not apt to jump grooves or sweep to inside of record. Employs L-Type Cartridge. Adjustable to 7" or 8" mounting center. Statuary Brown finish. Complete with 12" plain leads.
Model SL-8, Code ASXFT....List Price $4.95

MODELS S-8 and S-12—This is the ORIGINAL CRYSTAL PHONOGRAPH PICKUP engineered by Astatic and still a favorite with sound men desiring a straight arm. Rigid steel channel arm with axial cushioning and ball-bearing swivel base. Use Type B Cartridge. Black wrinkle finish. Complete with 4-ft. cable and arm rest.

Model	List Price
S-8, 8" Mtg. Center, Code ASWCA	$10.00
S-12, 12" Mtg. Center, Code ASWEZ	12.50

For more detailed description of Astatic Products, see your Astatic Jobber or write for Catalog.

MOBILE MODEL AB-8M PICKUP

The pickup illustrated above is designed by Astatic especially for use on sound trucks, airplanes, automobiles, trains, and other mobile units. Model AB-8M is mechanically counterbalanced so as to track on recordings even in a vertical position without jumping the groove. Hinged head may be tilted upward for quick and easy changing of needles. Characteristics almost identical to Model AB-8. Standard equipment includes locking arm rest, 2-ft. shielded cable. 7" mounting center. Standard telephone black finish.

Model	List Price
AB-8M, Code ASXEA	$12.50



Type "LP" Type "L" Type "M" Type "B"

ASTATIC CRYSTAL PICKUP REPLACEMENT CARTRIDGES

Model	Terminals	Replacement for	Recommended Needle Pressure	*Output Voltage	Code	List Price
LP-6	Lug	FP-8 and Record Changers	1 oz.	0.85	ASWUM	$8.00
LP-21	Lug	FP-18 and HP-16	1 oz.	0.85	ASWUL	8.00
LP-23	Lug	FP-38 and HP-36	1 oz.	0.65	ASWUJ	8.00
L-40	Lug	FL-48	1¼ oz.	0.60	ASWUA	4.00
L-22	Lug	AL-8	2¾ oz.	1.75	ASWUP	5.00
L-24	Lug	Record Players	2¾ oz.	2.95	ASWVY	5.00
L-25	Lug	—	2 oz.	1.25	ASWUK	5.00
L-26	Lug	D-9 — SL-8	2¾ oz.	1.4	ASWVZ	4.00
L-27	Lug	Record Players	2¾ oz.	1.40	ASWVX	5.00
M-22	Lug	O-7	2¾ oz.	2.9	ASWJM	5.00
B-2	Universal Terminals	B-10, B-16, AB-8, AB8M, S-8, S-12 and Auto. Phonos	2¾ oz.	2.5	ASWHJ	5.00
B-4	Wires 3" Long	Record Changers	2¾ oz.	2.5	ASWHH	5.00

*Average at 1,000 c.p.s. Audiotone 78-1 Record

NOTE—B types, Bakelite; LP, L and M types, Metal

E4P TONE EQUALIZER

This tone equalizer is an adjustable tone compensation network to be connected between crystal pickup and amplifier, recommended for use with all crystal pickups. Rotary switch control.

Model E4P
Code ASVHD
List Price, $3.00



Models X-26 and X-29A Model M-41 Model C-42

ASTATIC RECORDING HEADS

Model	Item	Driving Voltage	Useful Upper Limit	Finish	Dimensions	Net Weight	Code	List Price
X-26	Crystal	75 V.RMS	5,000 cps	Tel.-Blk.	1⅜" x ⅝" x 3¼"	5½ oz.	ASXMI	$11.50
X-29A	Crystal	120 V.RMS	6,500 cps	Tel.-Blk.	1⅜" x ⅝" x 3¼"	5½ oz.	ASXMH	11.50
C-42	Crystal	75 V.RMS	5,000 cps	Tel.-Blk.	9/16" x 13/16" x 3"	1½ oz.	ASXMG	11.50
M-41-8 (8 ohms)	Magnetic	3.0 V.RMS	7,000 cps	Tel.-Blk.	1⅜" x 11/16" x 3¾"	3½ oz.	ASXMF	11.50
M-41-500 (500 ohms)	Magnetic	22 V.RMS	7,000 cps	Tel.-Blk.	1⅜" x 11/16" x 3¾"	3½ oz.	ASXME	11.50

BRUSH CRYSTAL *Microphones*

BR2S

BRUSH MODEL BR2S

"Sound Cell" Type

The first commercially available spherical microphone, introduced by Brush and accepted the world over. Floating, shockproof sound-cell assembly in satin chrome grille type case. Output level —66 db.* Used as standard equipment for sound measurement and in practically all applications where fidelity of response is important. Especially suitable for close speaking.

Microphone complete with plug and socket.....**List Price $29.50**
Net Wt., 7 oz. Shipping Wt., 2 lbs. Code, Maple

QO

BRUSH MODEL QO

"Quality with Output" Microphone

The compensated diaphragm driven crystal cartridge on shock-proof mountings is enclosed within a spherical, satin chrome case designed to appeal to the most critical Fidelity of response 30 to 9000c.p.s. High output level (—54 db.*). Fullness of tone combined with brilliancy for speech and music. Same swivel design as on the AP.

Microphone complete with 3 prong plug and socket and 25 ft. of cable....**List Price $27.50**
Net Wt., 1 lb. 6 oz. Shipping Wt., 4 lbs. Code, Moque

AP

BRUSH MODEL AP

"All-Purpose" Microphone

The diaphragm driven crystal unit is housed in a satin chrome die cast case of modern design. Exceptional sensitivity (—48 db.*). Variable tone control of bass or treble. High or low impedance operation by means of transformer and terminal strips conveniently located in back. Crystal capacity unusually high (.007 mfd.) permitting use of much more cable than with ordinary microphones. Easily adjustable with unique swivel design.

Microphone complete with 3 prong plug and socket and 25 ft. of cable..**List Price $29.50**
Net Wt., 2 lbs. 4 oz. Shipping Wt., 5 lbs. Code, Mappe

VM-1

BRUSH MODEL VM-1

"Vibromike", Contact Microphone

Extreme sensitivity with minimum amplification, responding only to direct contact vibration. Unusually small size, only 7/8" x 3/4" x 5/8". Broad field of applications, musical instruments, industrial uses—detecting mechanical vibrations, etc. Enclosed in soft, molded rubber case adding to its inherent ruggedness. Easily installed.
Microphone complete with mounting clamp and 25 ft. of cable.....**List Price $17.50**
Net Wt., 6 oz. Shipping Wt., 2 lbs. Code, Music

BL-1

BRUSH MODEL BL-1

Sound Cell Microphone

An efficient lapel microphone. Unusually small and light weight. Removal of lapel clip makes it useful as a compact hand microphone. Sound cell construction with typical sound cell response. Soft rubber covering adding to its inherent ruggedness.

Microphone complete with 25 ft. of cable.....**List Price $25.00**
Net Wt., 8 oz. Shipping Wt., 2 lbs. Code, Maize

PRICES SUBJECT TO CHANGE WITHOUT NOTICE

Complete technical data available on request. ***Zero reference 1 volt per dyne per sq. cm.**

Copyright by U. C. P., Inc.

BRUSH *Crystal Pickups* AND RECORD CUTTERS

Brush Crystal Pickups, the PL-20 and PL-25, through their fine performance have won a prominent place in the art of disc recording. These two pickups, employing the same crystal cartridges, have practically identical performance ratings. Their low stylus pressures, (about 30 grams or approximately one oz.) minimize background noise and virtually eliminate record wear.

The polished permanent sapphire stylus shows no measurable wear over a period of 250 hours continuous playing on commercial shellac pressings.

The low inertia vibratory system of both the PL-20 and PL-25 pickups assures wide range frequency response—flat within ±2.5 db. from 50 to 6000 c.p.s. with only a slight rise to 10,000 c.p.s.

PL-20

BRUSH PL-20 CRYSTAL PICKUP

Precision built for quality reproduction. Enough output for a conventional 2-stage amplifier. Reproduces "Constant Amplitude" recordings without equalization. For commercial "Constant Velocity" recordings Brush equalizer No. 3761-B is used. 14" Pickup arm is designed for records and turntables up to 17-¼" in diameter. Readily adaptable to most phonographs. Two color combinations, taupe arm with colonial bronze metal parts, or black arm with satin chrome metal parts.

PL-20 Pickup complete with **No. 3761-B** equalizer (and base mounting spacers if required). ..... **List Price $45.00**
Net Wt., 2 lbs. 4 oz. Shipping Wt., 8 lbs. Code, Payle

No. 3761-A low impedance equalizer. (50, 200 and 500 ohms) **List Price $15.00**
Net Wt., 5 oz. Shipping Wt., 1 lb. Code, Loped

BRUSH PL-25 CRYSTAL PICKUP

Practically identical to the PL-20 Pickup in response and electrical characteristics. This pickup is designed to operate in a limited space—with turntables and records not over 12" in diameter. Mottled red mahogany arm with all metal parts finished in colonial bronze.

PL-25 Pickup (no equalization included) **List Price $33.00**
Net Wt., 1 lb. 4 oz. Shipping Wt., 7 lbs. Code, Plaiy

No. 3761-B High Impedance Equalizer.. **List Price $2.50**
Net Wt., 3 oz. Shipping Wt., 1 lb. Code, Hiped

No. 3761-A Low Impedance Equalizer.. **List Price $15.00**
Net Wt., 5 oz. Shipping Wt., 1 lb. Code, Loped

PL-25

BRUSH RC-20 CRYSTAL CUTTER

The Brush RC-20 Crystal Cutter has been designed to satisfy the demand for high quality, low cost recordings in the home, school and studio. Due to its inherent stiffness, the RC-20 will cut lateral type records in virtually all hard or soft disc materials. Being of simple and compact design, it is readily adaptable to all types of transcription equipment. A three watt amplifier is sufficient to satisfactorily drive the RC-20 Cutter. Frequency response—flat within ± 3 db. from 50 to 9000 c.p.s. Cuts constant amplitude without equalization, and constant velocity or other desired characteristics with suitable equalization. Technical bulletin supplied giving full information as to circuits.

RC-20 Cutter (less stylus)..... **List Price $25.00**
Stylus 3629 ..... **List Price 7.50**
Net Wt., 4 oz. Shipping Wt., 2 lbs. Code, Reco



PRICES SUBJECT TO CHANGE WITHOUT NOTICE

Complete technical data available on request

Copyright by U. C. P., Inc.

ALLIANCE "Even Speed" PHONO-MOTORS

3 MOTORS THAT MEET 95% OF ALL REPLACEMENT REQUIREMENTS



Better Built - Better Engineered

"Even-Speed" MODEL 80

Available for operation on 110 or 220 volt, 40, 50 or 60 cycle source at 16 watts input, 78 R.P.M. only. Simple and quiet in operation—no gears—smooth positive friction rim drive. Good regulation characteristics for uniformity of table speed. Amply proportioned bearings—large oil reserves. Motor and idler plate shock mounted to mounting plate for low vibration transfer to turntable and motor board. Forced ventilation for cool operation. Slip type fan precludes possibility of injury. Mounting plate maintains correct turntable height regardless of mounting board thickness. Available with 8, 9 or 10 inch turntable top. Maximum depth below base mounting plate, $2\frac{1}{16}$ inches.

PRICES

110 V. 60 C.—78 R.P.M. with
- 8" Table—List $5.00—Net $3.00
- 9" Table—List 5.28—Net 3.17
- 10" Table—List 5.55—Net 3.33

EXTRAS ON BASE PRICES

220 V. 60 C.—List $1.00—Net $0.60

110 V. 50 C.—List 1.00—Net .60

220 V. 50 C.—List 1.00—Net .60

110 V. 40 C.—List 1.00—Net .60

CESA Approved Type—
List .75—Net .45

Retractible Turntable Pin—
List .28—Net .17

ALL EVEN-SPEED MOTORS INDIVIDUALLY PACKAGED



"Even-Speed" MODEL 60

Alliance's Latest and Finest Phonograph Motor. Available for operation on 110 or 220 volt, 50 or 60 cycle source at 14 watts input. Self-starting—maintains constant record speed. Designed for superior speed regulation under wide variations of voltage, load and temperature. Large bearings, ample oil reserves. Laminated bakelite helical cut gears for quiet operation, completely enclosed and protected. Forced ventilation for cool operation. Universal mounting plate maintaining correct turntable height with any thickness of mounting board. Available with 8, 9 or 10 inch turntable top. Motor dimensions: Length, $4\frac{3}{8}$"; width, $3\frac{1}{8}$"; depth to mounting plate, $3\frac{1}{4}$". Precision assembly for uniform production.

PRICES

110 V. 60 C.—78 R.P.M. with
- 8"-9" Table—List $8.50—Net $5.10
- 10" Table—List 9.00—Net 5.40

110 V. 60 C. only—$33\frac{1}{3}$ R.P.M. with
- 10" Table—List $12.50—Net 7.50

EXTRAS ON BASE PRICES

110 V. 50 C.—List $2.00—Net $1.20

220 V. 60 C.—List 2.00—Net 1.20

220 V. 50 C.—List 3.00—Net 1.80

CESA Approved Type—
List .25—Net .15

Replacement Parts for MODELS 80 and 60

FINISHED TURNTABLE TOP ONLY
STANDARD BROWNFLOCK

Model 80 Type
- X278R— 8" Size—List $0.97—Net $0.58
- X278S— 9" Size—List 1.03—Net .62
- X278T—10" Size—List 1.14—Net .68

Model 60 Type
- X377R— 8" Size—List $1.25—Net $0.75
- X377S— 9" Size—List 1.25—Net .75
- X377T—10" Size—List $1.39—Net .83

MODEL 80 TYPE IDLER WHEEL ASSEMBLY ONLY
X643R—List $0.75.....Net $0.45

T.T. HOLDING CLIP
Y959—List $0.05.....Net $0.03

MODEL 60 TYPE RUBBER T.T. CORK
X495R—List $0.25.....Net $0.15

MODEL 80 TYPE 60 TO 50 CYCLE CONVERSION SPRINGS (Specify Table Size)
X805—List $0.10.....Net $0.06

Copyright by U. C. P., Inc.

All Prices Subject to Change Without Notice

ALLIANCE Phonograph and Fractional Horse Power MOTORS

"Even-Speed" MODEL K



The 25-cycle Companion to the Model 80 Friction Drive Phonomotor. Available for operation on 110 V. 25 cycle source at 12 watts input. This phonomotor is designed specifically for 25 cycle operation, having a motor of entirely new design, but employing the same efficient, positive, friction rim drive as the popular Model 80. Interchange-ability in mounting is therefore obtained without sacrifice in performance. Amply proportioned bearings and large oil reserves assure long, trouble-free service. Motor and idler plate are shock mounted to cabinet mounting plate for low vibration transfer to turntable and motor board. Available in 8 or 9 inch turntable sizes only. Maximum depth below base mounting plate, 2¼".

PRICES

110 Volt—25 C.—78 R.P.M. with

8" Table—List $6.50 ..... Net $3.90

9" Table—List 6.75 ..... Net 4.05

Retractible Turntable Pin ..... $0.17 Extra Net

CESA Approved Type—List $0.75 ..... Net $0.45

FRACTIONAL H. P. MOTORS FOR AMATEUR NEEDS



MODEL "K"

Scores of uses such as driving fans, movie projectors and other light home appliances, powering toys, motion displays, switches and control systems—these and many other applications are proving the lasting dependability of Alliance's Model K Motor.

This recently designed motor is of the shaded pole induction type and is the last word in efficient small motor design. Finest materials and precision manufacturing assure long life and freedom from breakdowns.

SPECIFICATIONS: 117 V.—60 Cycle—Cont. Open Rating—50° C. Rise—No Fan

Stack Thickness, Inches	.800	1.000	1.200
Locked Amps.—Cold	.68	.75	.82
Locked Watts—Cold	36.0	41.0	46.0
Staring Torque— Oz. In. Cold	1.5	1.9	2.5
Idle Amps.—Hot	.52	.54	.56
Idle Watts—Hot	22.0	23.0	25.5
Idle R.P.M.—Hot	3450	3450	3450
Full Load Amps.	.57	.60	.65
Full Load Watts	28	32	36
Full Load Horsepower	.0068	.0085	.0100

Stack Thickness, Inches	.800	1.000	1.200
Full Load Torque Oz. In.	2.4	2.9	3.5
Full Load—R.P.M.	2900	2900	2900
Overall Dimensions, Exclusive of Take Off-Shaft Extension:	$3\frac{3}{16}$" x $2\frac{3}{8}$" x $2\frac{1}{8}$"	$2\frac{5}{16}$"	$2\frac{11}{16}$"
Weight	1# 12-oz.	2# 2-oz.	2# 8-oz.

Rotor Shaft—Centerless Ground .171" Diameter

Bearings—Graphite Bronze Oilless Type, Self-Aligning, Amply Proportioned.

PRICES

Motor—110 Volt 60 C. Standard Version

Spec. K828 — .8" Stack—List $4.00—Net $2.40

Spec. K1002—1.0" Stack—List 4.75—Net 2.85

Spec. K1201—1.2" Stack—List 5.50—Net 3.30



MODEL "MS"

For 110 volt (A.C.) 60 cycle operation. Only the very best quality of materials used. Extreme accuracy in sizes of parts and careful assembling in precision jigs make for long life and freedom from breakdowns. This motor is not a laboratory curiosity but a power unit designed to meet numerous small motor requirements.

SPECIFICATIONS: Consumes about 25 watts at 3000 R.P.M. without load. Speed 2500 to 3000 R.P.M., depending on frequency and load. Develops about .006 H.P. $\frac{5}{32}$" Dia. Centerless ground steel shaft. Latest type graphite bronze oilless bearings, self-aligning and amply proportioned. Motor measures 1¾" x 2" x 3⅛".

PRICES

Spec. 144—110 V. 60 C. Standard Version—List $3.00—Net $1.80

All Prices Subject to Change Without Notice

Copyright by U. C. P., Inc.

GENERAL INDUSTRIES

Phonograph Motors

GREEN FLYER ADJUSTABLE SPEED MOTORS

Powerful, governor controlled, gear drive motors with the ability to maintain a uniformity of speed under normal variations in voltage and load. Speed adjustable plus or minus 5% from nominal.

Model A

SINGLE SPEED MOTORS

All motors except Model V have lever type speed regulator which can be located in any position.

Furnished with mounting plate: 10" or 12" turntable; dial and pointer speed regulator; record centering tip; metal and rubber turntable drive washers. Depth from mounting plate to bottom: $3\frac{5}{16}$". (Model V supplied less mounting plate and with screw type speed regulator.)

Model	RPM	Current	List	Net
A	78	110V AC 60c	$16.05 ea.	$9.63
V	78	110V AC 60c	14.00 ea.	8.40
G	78	110V AC-DC 50-60c	24.65 ea.	14.79
J	33⅓	110V AC-DC 50-60c	26.50 ea.	15.90
S	78	6V DC	26.10 ea.	15.66

Above prices include 10" T.T. For standard 12" T.T. add 75c list each, 12" weighted T.T. add $5.00 list each.

DUAL SPEED MOTORS



Model D

All models have lever type speed regulator and lever shift to 78 or 33⅓ RPM. Model H motor has a field and rotor ½" longer than the Model D and is suggested for use with 16" diameter records.

Furnished with mounting brackets; 10" or 12" turntable; dial and pointer speed regulator; speed change lever and escutcheon; metal and rubber turntable drive washers. Depth from mounting brackets to bottom: 3¾".

NOTE: Models D and H furnished for all AC voltages and cycles.

Model	RPM	Current	List	Net
D	78 & 33⅓	110V AC 60c	$21.60 ea.	$12.96
H	78 & 33⅓	110V AC 60c	23.50 ea.	14.10
N	78 & 33⅓	110V AC-DC 50-60c	27.20 ea.	16.32
R	78 & 33⅓	6V DC	28.60 ea.	17.16

Above prices include 10" T.T. For standard 12" T.T. add 75c list each, 12" weighted T.T. add $5.00 list each.

BLUE FLYER MOTORS

Hi-torque, governor controlled induction motors with extra rugged construction for hard usage. Lever type speed regulator. Furnished with mounting plate; 10" or 12" turntable; dial and pointer speed regulator; metal and rubber turntable drive washers. Depth from mounting plate to bottom: 4⅜".



Model	RPM	Current	List	Net
E	78	110V AC 60c	$20.75 ea.	$12.45
F	33⅓	110V AC 60c	23.90 ea.	14.34

Above prices include 10" T.T. For standard 12" T.T. add 50c list each, weighted 12" T.T. add $3.00 list each.

MASTER JR. AND MAJESTIC SPRING MOTORS

Furnished with turntable; metal and rubber turntable drive; record centering tip; winding crank and escutcheon; turntable brake; dial and pointer speed regulator; motor mounting screws and washers.

Model	RPM	Type	List	Net
Master Jr.	78	Single Spring	$7.70 ea.*	$4.62
Majestic	78	Two Spring	10.05 ea.†	6.03

†Includes 9" T.T.
*Includes 10" T.T.

AUTOMATIC STOP SWITCHES

Furnished optionally for use with all electric motors shown on this page. Cannot be used with spring motors, recording units or record changers.

		List	Net
12670	Automatic Stop Switch for use with 8", 9" or 10" turntables	$1.20	$0.72
3988	Automatic Stop Switch for use with 8", 9", 10" or 12" turntables	1.80	1.08

"X" SERIES, SELF STARTING, CONSTANT SPEED ELECTRIC PHONOGRAPH MOTORS

LOW IN COST, LIGHT IN WEIGHT, COMPACT IN DESIGN



Model CX

Model KX

Model RX



Model LX

All "X" series motors are even in speed and have ample power to play 10" and 12" records. Fan cooled and designed to comply with Underwriters' Laboratories' requirements, these motors can be installed in small cases without overheating. Careful design and precise manufacturing insure quietness of operation.

MODEL "CX" AND "KX" GEAR DRIVE MOTORS

Fully enclosed with silent helical cut gears running in a bath of oil in the sealed housing. Patented metal and rubber turntable drive. Model "CX" has a combination rubber turntable drive sleeve and record centering tip which insures both mechanical and electrical insulation between turntable and motor.

Furnished complete with round mounting plate; 9", 10" or 12" turntable; metal and rubber turntable drive; mounting screws, nuts and washers. Depth from mounting plate to bottom $3\frac{1}{8}$".

NOTE: Supplied for all AC voltages and cycles.

Model	RPM	Current	List	Net
KX	78	110V AC 60c	$9.10	$5.46
KX-3	33⅓	110V AC 60c	11.35	6.81
CX	78	110V AC 60c	10.80	6.48
CX-3	33⅓	110V AC 60c	12.85	7.71

The above prices include 9" T.T. For 10" T.T. add 25c list each, 12" T.T. add 75c list each.

MODEL "RX" AND "LX" RIM DRIVE MOTORS

Rubber insulated from both mounting plate and turntable for quiet operation. Turntable shaft revolves with the turntable. Driving pulley, idler wheel and turntable aligned in one plane. Motor securely attached to mounting plate, simplifying shipping and installation. Oilless bronze bearings throughout. Model "RX" is a 4 pole slow speed motor. Model "LX" is a 2 pole high speed motor.

Furnished complete with mounting plate and turntable. (RX furnished with 9" or 10" T.T., LX with 9" T.T.) Depth from mounting plate t obottom: RX—$2\frac{3}{8}$"; LX—2".

NOTE: "RX" supplied for 60, 50 or 25 cycles; "LX" for 60 or 50 cycles.

Model	RPM	Current	List	Net
RX	78	110V AC 60c	$7.65	$4.59
LX	78	110V AC 60c	5.55	3.33

The above prices include 9" T.T. For 10" T.T. (RX only) add 15c list each.

Turntable holding clip is optional.....List, 10c ea.

Copyright by U. C. P., Inc.

GENERAL INDUSTRIES

Record Changers & Recording Assemblies

A PRODUCT OF GENERAL INDUSTRIES CO.

AUTOMATIC RECORD CHANGERS

Plays twelve 10" or ten 12" records automatically. One lever to move when changing from one size record to another or to set for manual operation. With lever in extreme position all sizes of records can be removed from the turntable without interference. In manual position, tripping mechanism is inoperative. Records may be rejected instantly. Handles records with either run-in or oscillating trip grooves. Pickup arm supported at all times when not resting on record. Changing mechanism is positive and quiet in operation. Deluxe Rim Drive Models C125 and C125L have motor rubber insulated from base plate, pickup and turntable.

Furnished with crystal pickup (medium pressure type has thumb type needle screw; low pressure type has flush type screw), on and off switch and spring mounting hardware. Models C120 and C120L have cycling switch. Base plate 14" x 14".

NOTE: Models C125, C125L, C120 and C120L supplied for all AC Voltages, 60, 50 or 25 cycles; Models C120 and C120L also supplied for AC-DC. For Models C120 and C120L equipped with AC-DC motor add $14.50 ea., list.

Model	RPM	Mootor	Pickup	Current	List (ea.)	Net
GI-C125	78	Rim drive	Medium pressure	110V AC 60c	$39.60	**$23.76**
GI-C125L	78	Rim drive	Low pressure	110V AC 60c	39.60	**23.76**
GI-C120	78	Direct drive	Medium pressure	110V AC 60c	47.80	**28.68**
GI-C120L	78	Direct drive	Low pressure	110V AC 60c	47.80	**28.68**



SINGLE SPEED HOME RECORDING AND PHONOGRAPH ASSEMBLIES

Cuts records up to 10" diameter. Plays records up to 12" diameter. Simple cutter feed mechanism requires merely lowering the cutter arm over the record disc to start the recording operation. Convenient depth of cut adjustment on top of cutting arm. Motor dynamically balanced. Brown iridescent finish.

Assembly includes motor; 10" weighted turntable; cutting mechanism; crystal pickup; (medium pressure type has thumb type needle screw; low pressure type has flush type screw); cutter arm rest; pickup rest; base plate with formed down edges—15" wide, 10" front to back.

Model	RPM	Pickup	Current	List	Net
GI-R70	78	Medium pressure	110V AC 60c	$33.25 ea.	**$19.95**
GI-R70L	78	Low pressure	110V AC 60c	33.25 ea.	**19.95**

DUAL SPEED HOME RECORDING AND PHONOGRAPH ASSEMBLIES

Cuts records up to 10" dia. at 78 or 33⅓ RPM. Plays records up to 12" dia. at 78 or 33⅓ RPM. To shift motor from one speed to the other, merely turn the speed change dial. Beautiful walnut wood grain finish on steel base plate. Streamlined plastic trim on pickup and cutter arms attractively engraved with legends "Reproducer" and "Recorder." Turntable recessed into well in base plate. Convenient depth of cut adjustment. Dynamically balanced rim drive type motor.

Assembly includes dual speed motor; 10" weighted turntable; cutting mechanism; crystal pickup; (medium pressure type has thumb type needle screw; low pressure type has flush type screw); compensating switch; pickup and cutter arm rests; drawn steel base plate—15" wide, 11½" front to back.
NOTE: Supplied for 60 or 50 cycles.

Model	RPM	Pickup	Current	List	Net
GI-R-90	78 & 33⅓	Medium pressure	110V AC 60c	$39.30 ea.	**$23.58**
GI-R-90L	78 & 33⅓	Low pressure	110V AC 60c	39.30 ea.	**23.58**



COMBINATION RECORD CHANGER—RECORDERS

Cuts records up to 10" diameter. Plays twelve 10" or ten 12" records automatically. Only necessary to lower the cutting arm over the record disc to start the recording operation. Convenient depth of cut adjustment on top of cutting arm. Turntable has retractable record driving pin. Self starting, dynamically balanced, recording type motor. One lever to move when changing from 10" to 12" records, removing records or to set for manual operation and recording. With lever in extreme position all sizes of records can be removed from the turntable without interference. In manual position, tripping mechanism is inoperative. Records may be rejected instantly. Handles records with either run-in or oscillating trip grooves. Pickup arm supported at all times when not resting on record. Changing mechanism is positive and quiet in operation. Brown iridescent finish.

Furnished with crystal pickup (medium pressure type has thumb type needle screw; low pressure type has flush type screw), 10" weighted T.T., on and off switch and spring mounting hardware. Base plate 14" x 14".
NOTE: Supplied for 60 or 50 cycles.

Model	RPM	Motor	Pickup	Current	List (ea.)	Net
GI-RC130	78	Rim drive	Medium pressure	110V AC 60c	$54.45	**$32.67**
GI-RC130L	78	Rim drive	Low pressure	110V AC 60c	54.45	**32.67**

GI-RM4 RECORDING MOTOR

Heavy duty, rim drive type with dynamically balanced motor rubber insulated from both mounting plate and turntable for quiet operation. Motor securely attached to mounting plate for ease in shipping. Oilless bronze bearings thruout. Retractable record drive pin in turntable permits the playing of standard records without adjustment.

Furnished with mounting plate; 10" weighted turntable. Depth from mounting plate to bottom: 2$\frac{15}{16}$".

NOTE: Supplied for 60 or 50 cycles.

Model	RPM	Current	List	Net
GI-RM4	78	110V AC 60c	$12.30 ea.	**$7.38**

PRICES SUBJECT TO CHANGE WITHOUT NOTICE

Copyright by U. C. P., Inc.

IMPORTANT NOTE: ALL PRICES ON THIS PAGE HAVE BEEN INCREASED BY 10%

American MICROPHONES

Licensed under Pats. of The Brush Develop. Co. and Licensed by Electrical Research Prods, Inc., under U. S. Pat. of A. T. & T. Co., and Western Elec. Co., Inc.

VR2 DYNAMIC MICROPHONE

A Microphone with a NEW IDEA and a NEW USEFULNESS

For the first time, the many desirable characteristics found only in several different types of microphones have been combined in a single unit. The VR2 has an easily accessible external adjustment of the most important acoustical reactors in the dynamic microphone. A smooth change from a communication-type response, with a cutoff below 500 c. p. s., through a flat response to an augmented bass, attained by a simple, positive adjustment.

The response adjustment on the VR2 has a very broad effect and does not introduce narrow peaks. It is different from anything previously introduced.

Complete with 12½' cable and plug at microphone providing balanced line. Dull chrome finish. Net wt. less cable, 15 ozs. Hgt. 4". Greatest diameter 3".

VR2T Dynamic (38,000 ohms), Code: VARIT. List **$35.00**

Available on order in 200 or 500 ohms.....List **$35.00**
(Complete with 12½' cable)

VR2 Dynamic (30-50 ohms), Code: VARIA.....List **$32.50**
(Complete with 12½' cable)

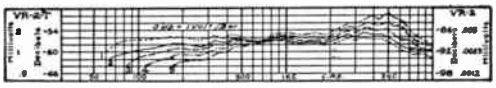

The above graph illustrates the average response characteristics for the various settings as indicated on the scale.

D8T DYNAMIC MICROPHONE

THE D8T DYNAMIC MICROPHONE has been carefully designed to have a consistent, well-balanced response. It is exceptionally rugged and assures the user of trouble-free service over a long period of time.

The D8T is particularly useful for all types of public address installations, orchestra pick-up, as well as solo work and straight announcing.

The D8T is 3¼" long, 2" in diameter, weighs only 13 ozs. A swivel mounting permits either nondirectional or semidirectional pick-up. Comes complete with 12½' cable and plug at microphone and ⅝" x 27 thread for suspension or stand mounting. Platinum Chrome Finish.

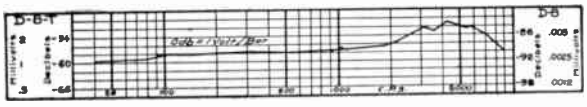

D8T Dynamic (38,000 ohms), Code DATAH....List **$25.00**
Available on order in 200 or 500 ohms.....List **$25.00**

D8 Dynamic (30-50 ohms), Code: DATAL.....List **$22.50**

D5T DYNAMIC MICROPHONE

IN FOURTH YEAR PRODUCTION

THE D5T DYNAMIC MICROPHONE is well known. An excellent, diversified-purpose microphone. The dynamic is the most rugged type microphone and its life of trouble-free operation is indefinite. Being a pressure-operated instrument, the response is unaffected by either a close or distant sound source. The D5T approaches the ideal microphone for general use due to its versatility and dependability. Sensitivity: 52 db below 1 V/bar.

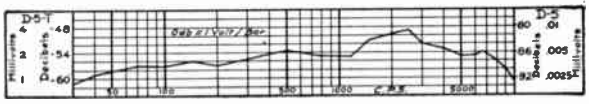

D5T Dynamic, 38,000 ohms, Code: DYH1M.....**LIST PRICE $32.50**
Available on order in 200 or 500 ohms.....**LIST PRICE $32.50**
D5 Dynamic, 30-50 ohms, Code: DYLOM.....**LIST PRICE $27.50**

Moving-Coil, Permanent Magnet Dynamic • Semidirectional • Close or Distant Pick-up • Excellent Frequency Response • Freedom from Wind Noises • High Output, Low or High Impedance • Immune to Temperature Changes • Minimum Feed-Back (Flat Response) • Low-Level Mixing • Exceptionally Rugged.



Copyright by U. C. P., Inc.

IMPORTANT NOTE: ALL PRICES ON THIS PAGE HAVE BEEN INCREASED BY 10%

American MICROPHONES

Licensed under Pats. of The Brush Develop. Co. and Licensed by Electrical Research Prods, Inc., under U. S. Pat. of A. T. & T. Co., and Western Elec. Co., Inc.

AT2 *Specialized* COMMUNICATION-TYPE MICROPHONE

THE AT2 CARBON HAND MICROPHONE has been designed for a specific purpose. The response characteristics are such that the greatest efficiency covers the important voice frequencies. Frequencies below 200 c.p.s. and above 3500 c.p.s. do not contribute to intelligibility. The AT2 has a sharp cut off above and below the intelligibility band; therefore equipment used with the Model AT2 will operate at greatly increased efficiency. The graph illustrates the high output of the AT2. For a 10-bar signal the output is —12 db.

As a hand microphone it will pick up efficiently in any position with minimum variance in level. A positive switch, for the operation of a relay and the microphone unit, is built into the case. The beryllium-copper switch blades, with rare metal contacts, wiping action, assure long life. Recommended current 15 ma. and load impedance 100-150 ohms. Four-foot length three-conductor, cloth-covered cable supplied with each microphone. Finish: Natural black plastic. Weight with cable 7½ oz.

AT2 Microphone. Code: ATMIK .....List Price **$16.50**

The case fits the hand comfortably and the convenient thumb switch requires but four ounces of pressure to operate. Prolonged use of the switch does not tire the thumb. The case and insulating parts are molded from an indestructible plastic. All circuits are thoroughly insulated from the hand. A convenient hanger eye is provided.

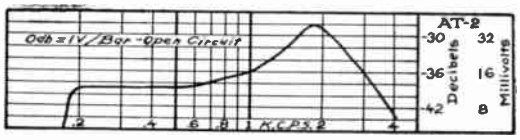

C6 CRYSTAL MICROPHONE

EXTREME SENSITIVITY. New crystal driving lever, twice as efficient as previously used, produces twice the voltage output with equal sound pressure.

BROADER RESPONSE. Results of new construction include extension of both low and high end.

BASS END IMPROVED. Naturalness insured by improvement in low frequency response.

LONGER LINES. By increasing the voltage output, the cable length may be increased proportionately. In laboratory tests, regular cables 250 feet in length have been used with a net voltage sufficient to operate any standard high gain amplifier.

MECHANICAL NOISE REDUCED. Mechanical and stand noise is no longer a factor. The C6 method of crystal mounting reduces mechanical noises by 12 db.

LESS AMPLIFIER AND INDUCED NOISE. The high output of this microphone assures a very desirable signal-to-noise ratio.

SWIVEL HEAD. All angles for semidirectional and nondirectional pick-up are provided by the ⅝" x 27 (standard) mounting connector.

Complete with 7' cable and plug at microphone. Polished chrome finish. Net weight 8 oz. Over-all height 3". Diameter 2⅜". ⅝x27 thread provided for suspension or stand mounting.
C6 Crystal, Code CESIX ..... LIST PRICE **$16.50**

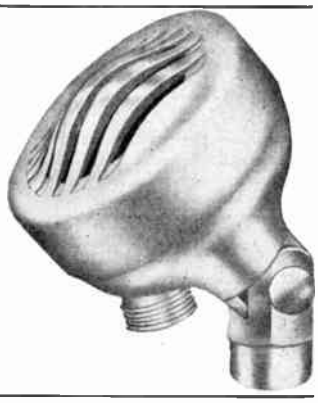

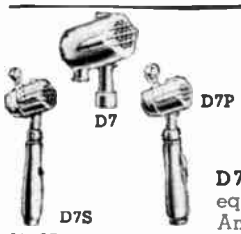

THE *"Clipper"* DYNAMIC

D7 and D7T MICROPHONES equipped with 12½' R/J cable and Amphenol plug. Chrome finish. ⅝-27 connector. Over-all height, 2½". Diameter, 1½". Net weight, 8½ ozs.

APPLICATIONS: Excellent for communication purposes, airplane use, Marine safety-at-sea installations, police broadcasting, amateur communication, public address, indoor and outdoor installations.

D7T—High Imp., 38,000 or 500 or 200 Ohms;
Code: DISET .....List Price **$22.50**
D7TP (Press-contact Switch),
Code: DIMAT .....List Price **$26.00**
D7TS (Slide Switch), Code: DIAHT....List Price **$25.00**

D7—Low Impedance, 50 Ohms,
Code: DISEV .....List Price **$20.00**
D7P (Press-contact Switch),
Code: DIMAR .....List Price **$23.50**
D7S (Slide Switch), Code: DIAHL.... List Price **$22.50**

RC CRYSTAL MICROPHONE

Complete with NON-BREAKABLE PLASTIC STAND and 7 foot Cable

RC Crystal Microphone may also be mounted on any stand equipped with standard ⅝" x 27 thread. . . . An excellent microphone for Communication, Public Address or Amateur Radio.

HOME RECORDING OR BROADCASTING
HIGH OUTPUT, GOOD QUALITY

Base easily removed by quarter turn, releasing bayonet lock. Cable replacements accomplished by releasing set screw in back of microphone and pulling gently on spring cable protector .....List Price **$9.95**

Copyright by U. C. P., Inc.

IMPORTANT NOTE: ALL PRICES ON THIS PAGE HAVE BEEN INCREASED BY 10%

American MICROPHONES

Licensed under Pats. of The Brush Develop. Co. and Licensed by Electrical Research Prods. Inc., under U. S. Pat. of A. T. & T. Co., and Western Elec. Co., Inc.

D9A *Unidirectional* MICROPHONE



GUARANTEED to produce 30% MORE VOLUME (power) than any microphone at twice the list price. UNIDIRECTIONAL, True CARDIOID pattern pickup, frequency response good to 10,000 c. p. s.

Actual Tests are Convincing Arrange for Test with your Jobber

THE D9A DYNAMIC, a pressure-velocity combination microphone, with pick-up from front only, broad frequency response and high output, plus the usual dynamic microphone qualities of ruggedness, immunity to weather conditions, and circuit adaptability, should fill the majority of requirements.

The D9A Microphone is recommended for public address and general sound installations because its energy response field (cardioid of revolution) excludes extraneous pick-up and reduces feed-back by two-thirds. May be used for close talking due to the modified velocity section which also reduces wind noises to a minimum.

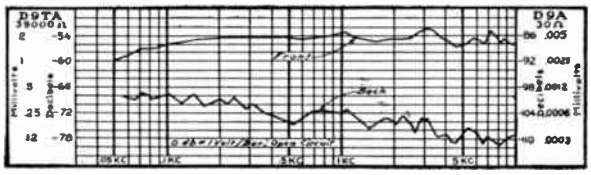

The above graph illustrates the average response characteristics for the D9A and D9AT. Voltage output levels, for 1 bar sound pressure (1 bar=1 dyne per sq. cm.) of the high and low impedance models. For 10 bar signal the output will be 20 db. higher.

Net weight, 2½ lbs. Packed weight, 4 lbs. Height, 7"; depth, 2¼"; breadth, 2½". Standard ⅝-27 thread provided for suspension or stand mounting. Finish: Satin Chrome.

25' Shielded Rubber-Jacketed Cable Supplied with each Microphone.

D9A, Low Imp. (50 ohms).
Code: LOWEL . . . . . List **$35.00**

D9AT, High Imp. (38,000 ohms).
Code: HIWEL . . . . . List **$37.50**
Available on Order in 200 or 500 ohms . . . . . List **$37.50**

D4T DYNAMIC MICROPHONE



A QUALITY, LOW-PRICED, MOVING-COIL MICROPHONE. For general use where clear speech and natural music reproduction is required. This new AMERICAN microphone is a very efficient instrument, having a broad range, from 60 to 7500 c.p.s., and high output of —56 db (O db=1 v/bar). The utility value lies not only in the quality and type of response but also in mechanical features, such as light weight (approximately 10½ oz.), a full 180° vertical angular setting, and positive friction lock at the swivel.

The **D4T**, high impedance, is equipped with a single-contact, shielded plug. The 50, 200 and 500 ohm models are equipped with a two-conductor plug and have a balanced line out.

The **D4** model is of voice-coil impedance, approximately 30 ohms. Lines up to several hundred feet may be used on all models except the high impedance, where line should be restricted.

The complete assembly includes 12½ feet of shielded, rubber-covered cable and shielded plug. Finished in platinum chrome. Standard mounting, ⅝" x 27 thread.

D4T Dynamic (38,000 ohms) Code: DFORT . . . . . **LIST PRICE $20.00**
Available on order in 200 or 500 ohms . . . . . **LIST PRICE $20.00**
D4 Dynamic (30-50 ohms) Code: DEFOR . . . . . **LIST PRICE $18.00**

D6T DYNAMIC MICROPHONE

Ideal for general public address including stage sound-reinforcement, both permanent and portable installations. It is entirely suitable for playground and athletic field direction, police and amateur broadcasting, and recording.

Net weight, 1¾ lbs. Packed weight, 2 lbs. Height, 3¾", diameter 2½". Standard ⅝-27 thread provided for suspension or stand mounting. Finish: Polished Chrome. 12½' Shielded Rubber - Jacketed Cable supplied with each microphone.

Typical field calibration for the D6T. A choice of frequency characteristics may be had by varying the angle of the microphone to the source of sound. For nondirectional horizontal pick-up, the response is substantially flat.

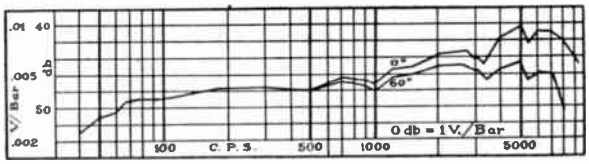

D6T Dynamic (38,000 ohms) Code: DIXIT . . . . . List **$27.50**
Available on order in 200 or 500 ohms . . . . . List **$27.50**
D6 Dynamic (30-50 ohms) Code: DIXIE . . . . . List **$25.00**

Copyright by U. C. P., Inc.

IMPORTANT NOTE: ALL PRICES ON THIS PAGE HAVE BEEN INCREASED BY 10%

American MICROPHONES

1. **C6 CRYSTAL MICROPHONE.** The best buy in a crystal microphone. New crystal driving lever, twice as efficient as previously used, produces twice the voltage output with equal sound pressure. Long cables, 250 feet or longer, may be used with this microphone. The increased output voltage assures only slight proportional losses in cable lengths. Provided with plug at microphone and mounting swivel with standard ⅝"x 27 thread. Chrome finish. Net weight 8 ozs. Complete with 7' cable and microphone plug. Accessories 7, 8, 9, 10, 11, 12, 13, 14, and 16 available for use with this model.
   C6 Crystal Microphone, Code: CESIX.....**List Price $16.50**

2. **AG CRYSTAL MICROPHONE.** Preferred by crystal buyers for four years. Communication-type response. Equipped with mounting yoke, providing rear or through cable outlet. Standard ⅝"x 27 thread. Accessories 7, 8, 9, 10, 11, 12, 13, 14, and 16 available for use with this microphone.
   AG Crystal Microphone, Code: AGTAL.....**List Price $22.50**

3. **B9 CRYSTAL MICROPHONE.** Semi-directional. Recommended for public address. Chrome finish. ⅝"x 27 thread. Complete with 8' cable and plug at microphone. Accessories 7, 8, 9, 10, 11, 12, 13, 14, and 16 available for use with this microphone. Code: BENIN.....**List Price $22.50**

4. **CL2 CRYSTAL LAPEL MICROPHONE.** Built especially for lapel use. Maximum sensitivity in voice range. 2½" diameter. Weight 1½ ozs. Complete with 25' cloth-covered, shielded cable and clip for attaching to clothing.
   CL2 Crystal Lapel Microphone, Code: LATAL.....**List Price $25.00**

5. The B9 as a hand microphone. Chrome finish. Available with two types of switches. 8' cord. B9P with press-contact switch in handle, and B9S with slide switch in handle.
   B9P Crystal Hand Microphone, Code: BECON.....**List Price $26.00**
   B9S Crystal Hand Microphone, Code: BEHAN.....**List Price $25.00**

6. The AG as a hand microphone. Chrome finish. Available with two types of switches. 8' cord. **AH** using slide switch, and AGP using press-contact switch.
   AH Crystal Hand Microphone, Code: AHTAL.....**List Price $25.00**
   AGP Crystal Hand Microphone, Code: AGPAH.....**List Price $26.00**

7. **AG DESK STAND.** Consists of upright (handle) and base. Chrome finish. No adapter necessary when used with B9, AG, or EL-4. AG Adapter necessary for connection to other microphones. Code: AGESK.....**List Price $2.50**

8. **AG HANDLE.** Upright of AG Stand. Easily attached to AG Base by half turn, bayonet lock. Chrome finish. Code: AGHAN.....**List Price $1.50**

9. **AH HANDLE.** Upright of AG Stand with **slide switch.** Chrome finish. Code: SHAND.....**List Price $2.50**

10. **DH HANDLE.** Upright of AG Stand with **press-contact switch.** Chrome finish. Code: DEPAH.....**List Price $3.50**

11. **AG ADAPTER.** Chrome finish. For uses, see Copy No. 7. Code: AGFIT.....**List Price $ .50**

12. **SUSPENSION EYE.** For suspending any microphone with standard ⅝"x 27 thread. Chrome finish. Sturdy. Code: DYEYE.....**List Price $1.00**

13. **BS BANQUET STAND.** Round base 8" in diameter. Rods 12". Extended height 24". Satin Black finish. Code: FUDAS.....**List Price $8.00**

14. **FH3 and FL3 FLOOR STANDS.** Approved by the best sound studios. Positive, leather, friction-lock clutch. Noiseless operation. Rods 38". Extended height 6'. Three-contact, "floor grip," rubber-mounted base. FH3, studio model, net weight 15 lbs. FL3, public address model, net weight 10 lbs.
   FH3 Floor Stand, Code: FUHET.....**List Price $15.50**
   FL3 Floor Stand, Code: FLEXR.....**List Price $10.50**

15. **EL4 CARBON MICROPHONE.** Double button. Semi-stretched diaphragm. Good quality. Mounting yoke included. No ring or springs necessary. Code: LITEG.....**List Price $7.50**

16. **DD DESK STAND.** Round base, 4" upright. Net weight 1¾ lbs. 5¼" base. Chrome finish. Code: DYNES.....**List Price $2.50**
   DS Desk Stand. Same as DD Stand except with 4¼" base. Chrome finish. Code: DINAC.....**List Price $2.50**

17. **SJ CARBON MICROPHONE.** Single button. Sensitive. Chrome finish. Code: JOHNE.....**List Price $5.00**

18. **FP CARBON MICROPHONE.** New single-button, sensitive, carbon microphone. Operates in any position. For use in French phones and other types of telephone and listening devices. Code: FRONE.....**List Price $3.00**

19. **CARBON HAND MICROPHONES WITH SLIDE SWITCH.** Chrome finish.
   DB2, Double-button, Hand Mike, Code: DBTWO.....**List Price $15.00**
   SB2, Single-button, Hand Mike, Code: SUTRO.....**List Price $10.00**
   Either above models with press-contact switch list $1.00 extra.

20. **SB HAND MICROPHONE.** Sensitive. Operates in any position. Black crackle finish. Code: TILEX.....**List Price $5.00**

Licensed under Patents of The Brush Development Co., and Licensed by Electrical Research Products, Inc., under United States Patents of A. T. & T. Co. and Western Electric Co., Inc., for use only in Public Address Systems.

AMERICAN MICROPHONE CO., INC.



Copyright by U. C. P., Inc.

PICK-UP UNITS **AUDAX** RECORDERS

The Standard by which Others are Judged and Valued

FOR more than a decade the design of the phonograph pickup has progressed but little, experiencing no fundamental improvement. It is a pleasure, therefore, to record here for readers of "Electronics" the results of much research on the part of Maximilian Weil of the Audak Company, leading finally to a new unit—the MICRODYNE, in which the bugaboo of moving-mass has been eliminated etc." (reprint "Electronics") . . . The magazine, "American Music Lover," says . . . "the pickups on the majority of commercial machines represent a sort of minimum acceptability in both cost and quality, etc." . . . True indeed . . . and that is where thousands of MICRODYNES go as replacements . . . improving those machines beyond comparison . . . This bears out the contention long made by leading scientists . . . that the MOVING-INDUCTOR principle is the only one that makes possible HIGH FIDELITY—and that means MICRODYNE.

RELAYED-FLUX MICRODYNE*

THESE remarkable instruments operate on the famous "RELAYED-FLUX" principle. They are recommended to those who desire the finest of which science is capable. Because of abrasive in the material, present-day records operate best with steel-needles. This is a serious factor to be reckoned with when JEWEL-POINT operation is considered. For this reason, the "RELAYED-FLUX" MICRODYNE PRO-2 is the answer . . . While low point-pressure is desirable (provided it is not carried to extremes), VIBRATORY-MOMENTUM is the No. 1 factor in record wear. By ingenious design the VIBRATORY-MOMENTUM in the "RELAYED-FLUX" MICRODYNE has been brought down almost to the vanishing point.

COMPENSATED MICRODYNE

FOR RECORDS UP TO 12"

MICRODYNE D-36-E . . . FLAT within ± about 2 db to 7500 cycls. Rising bass curve reaching about 8 db at 50 cycles. Exceptionally low Vibratory-Momentum. Point pressure about 39 grams. If desired, may be used with JEWEL-POINT. Tip-jack connectors. Black and Chrome finish. Overall length 12⅛". Impedance 200 or 500 ohms. **$39.75**

MICRODYNE D-31-E . . . FLAT within ± 2½ db to approx. 7000 cycles. Rising bass curve reaching about 9 db at 50 cycles. Greatly reduced Vibratory-Momentum. Point pressure about 1¾ ozs. Tip-jack connectors. Brown and Gold finish. Overall length 12⅛". High impedance or 200 or 500 ohms. **$27.50**

MICRODYNE D-27-E . . . FLAT within ± about 3 db to approx. 6600 cycles. Rising bass curve reaching about 9 db at 50 cycles. Low Vibratory-Momentum. Point pressure about 1¾ ozs. Tip-jack connectors. Brown and Gold finish. Overall length 12⅛". High impedance or 200 or 500 ohms. **$19.75**

FOR RECORDS UP TO 18"

MICRODYNE D-37-E . . . FLAT within ± about 2 db to over 7500 cycles. Rising bass curve reaching about 8 db at 50 cycles. Exceptionally low Vibratory-Momentum. Point-pressure about 39 grams. If desired, may be used with JEWEL-POINT. Tip-jack connectors. Black and Chrome finish. Overall length 14½". Impedance 200 or 500 ohms. **$52.75**

MICRODYNE D-32-E . . . FLAT within ± about 2½ db to 7000 cycles. Rising bass curve reaching about 9 db at 50 cycles. Greatly reduced Vibratory-Momentum. Point pressure about 1¾ ozs. Tip-jack connectors. Brown and Gold finish. Overall length 14½". High impedance or 200 or 500 ohms. **$40.50**

MICRODYNE D-28-E . . . FLAT within ± 3 db to approximately 6600 cycles. Rising bass curve reaching about 9 db at 50 cycles. Low Vibratory-Momentum. Point pressure about 1¾ ozs. Tip-jack connectors. Brown and Gold finish. Overall length 14½". High impedance or 200 or 500 ohms. **$32.75**

FOR RECORDS UP TO 18"

"RELAYED - FLUX" MICRODYNE PRO-5 . . . Used in Radio Stations, Recording Studios and wherever super-quality performance is desired. Designed for and equipped with special Sapphire Jewel-Point. Extremely small moving mass cuts VIBRATORY-MOMENTUM down almost to the vanishing point. Flat within ± 1½ db to over 10,000 cycles. Output about —35 db. Will track with less than 19 grams. However, to overcome the great variation in turntables, warped records, etc., the point-pressure is made 26 grams, for 100% safety margin. Tip-jack connectors. Black and Chrome finish. Overall length 15⅜". Impedance 200 or 500 ohms. **$108.00**

FOR RECORDS UP TO 12"

"RELAYED - FLUX" MICRODYNE PRO-2 . . . Designed for use with either steel needle or Jewel-Point—depending on type of records used. Extremely small moving mass cuts VIBRATORY-MOMENTUM down almost to the vanishing point. Flat within ± about 1½ db to over 8500 cycles. Output about —35 db. Point-pressure about 29 grams. Black and Chrome finish. Overall length 12⅛". Impedance 200 or 500 ohms. **$68.50**

"RELAYED - FLUX" MICRODYNE PRO-1 . . . Similar to Pro-2 above—response not quite as smooth. **$49.75**

* For working principle of "RELAYED-FLUX" see "PICKUP-FACTS."

MULTIPLE EQUALIZER: Five positions, complete with special rotary switches which properly compensate different makes of records, such as Orthacoustic, Standard Lateral, etc. **$58.00**

CUT-OFF FILTER: Four positions. **$32.00**

ALL PRICES SUBJECT TO CHANGE WITHOUT NOTICE

Copyright by U. C. P., Inc.

PICK-UP UNITS AUDAX RECORDERS

The Standard by which Others are Judged and Valued

AUDAX AT-12 . . . Beautifully streamlined head, scientifically offset; point-pressure about 1⅞ ozs. Response flat within ± about 3 db to 6000 cycles; bass gradually rising to about 8 db at 50 cycles; new needle guide; new non-resonant arm; precision ball-bearing; brown and gold finish; available in high impedance or 200 or 500 ohms. For records up to 12"; overall length 9¾". **$14.50**

AUDAX AT-10 . . . Similar in appearance to AT-12. Has excellent frequency response; beautifully streamlined scientifically offset head; new needle guide; new non-resonant arm; point-pressure about 2¼ ozs.; precision ball-bearings; Black and Silver finish; high impedance; for records up to 12"; overall length 9¾". **$11.50**

AT-12

NEW AUDAX HIGH FIDELITY CUTTERS

AUDAX CUTTERS are magnetically powered—their characteristics are not affected by temperature or atmospheric changes. ***They are readily interchangeable on any recording machine.***

DISTORTION has been the greatest retarding factor in producing high quality instantaneous recordings. These NEW AUDAX CUTTERS make possible recordings that are comparable to the best commercial records. Yet, with all their superlative qualities, cost no more than ordinary cutters. They fill an important gap in quality Recording technique.

AUDAX CUTTER H-2 . . . Substantially FLAT to about 6000 cycles. Distortion about 1.8% at 1000 cycles. Fully modulates groove with input of 16 db with 96 lines. Impedances up to 4000 ohms..... **$48.50**

AUDAX CUTTER H-3 . . . Substantially FLAT to about 7500 cycles. Distortion about 1.2% at 1000 cycles. Fully modulates groove with input of 16 db with 96 lines. Impedances up to 500 ohms..... **$78.00**

AUDAX CUTTER H-4 . . . Substantially FLAT to over 9000 cycles. Distortion about .7% at 1000 cycles. Fully modulates groove with input of 16 db with 96 lines. Impedances up to 500 ohms..... **$125.00**

AUDAX CUTTER 9-X . . . Substantially FLAT to over 5600 cycles. Distortion about 2.8% at 1000 cycles. Fully modulates groove with input of 18 db with 96 lines. Impedances up to 5000 ohms..... **$32.50**

AUDAX JEWEL POINTS

Jewel-Point operation is a highly critical matter. Its use should not be undertaken without advice from the AUDAK COMPANY. All AUDAX jewels are made with the greatest precision, by the highest skilled craftsmen of the lapidary art. Every AUDAX Jewel is finished and highly polished to the extreme accuracy of ± .0001"

AUDAX SAPPHIRE PLAYING POINT.....	**$ 5.00**
AUDAX DIAMOND PLAYING POINT.....	**$25.00**
AUDAX SAPPHIRE CUTTING POINT.....	**$ 7.00**

ALL PRICES SUBJECT TO CHANGE WITHOUT NOTICE

Copyright by U. C. P., Inc.

RCA RECORD-PLAYING PARTS

LOW-COST AUTOMATIC RECORD CHANGER

One of the most exceptional automatic record players ever offered at a popular price. Exactly the same as used in the latest RCA Victrolas. Quickly converts any modern a-c radio into a fine radio-phonograph combination. Excellent for use with sound installations. Plays ten 12" records or twelve 10" records. Repeats last record. Low-pressure crystal pick-up with sapphire point lowers surface noise to a minimum, prolongs record life. No. 9922 Record changer is completely automatic. Tone arm need never be touched. All operations are controlled by "Start-Reject" button. Instrument includes a new type "safety-clutch" that warns user in case "jamming" caused by defective records.

... Specifications ...

- **Automatic Operation** . . . Plays ten 12" or twelve 10" records.
- **Needle Pressure** . . . 2 oz., approx.
- **Output** . . . 5.0 volts at 400 cycles.
- **Impedance** . . . 150,000 ohms at 1000 cycles.
- **Power Supply** . . . 115 volts, 60-cycles, a.c.
- **Motorboard Clearance** . . . 4" above; 3¼" below.
- **Shipping Wt.** . . . 15 lbs., approx.

No. 9932—Low-cost Automatic Record Changer ..... **Net Price $17.97**

SYNCHRONOUS REACTION MOTOR AND TURNTABLE

This exceptionally fine motor is used on hundreds of RCA Victor Combinations and Record Players. It has shock-proof mountings and is free from wows. It is simple in design and practically wear- and trouble-free in operation. Turntable is finished in an attractive brown flock which blends with any cabinet finish. A soft rubber spindle cap

prevents pick-up vibration by records. Turntable diameter is 7 inches. Plays any size record up to twelve inches in diameter. Consumes only 10 watts.

No. 33343..... **Net Price $3.57**

SENIOR PICK-UP ARM WITH AUTOMATIC SWITCH

Enjoy the advantages of both unusually fine record reproduction with automatic off-on operation. This attractive and well-built modern combination consists of the famous RCA Senior Crystal Pick-Up arm with its top needle loading and automatic ejection features, plus an automatically operated switch. Foolproof switch starts the motor when the pick-up arm is placed on the record . . . stops the motor when the record is finished. All switch parts are concealed beneath the mo-

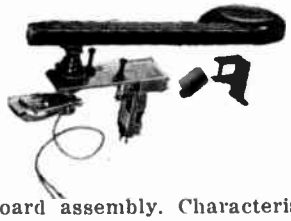

torboard assembly. Characteristics of the pick-up arm are identical to No. 9869. Needle box and pick-up rest included with assembly.

No. 9911—Complete and with installation instructions....**Net Price $4.77**

JUNIOR CRYSTAL PICKUP

RCA's most popular-priced crystal pickup. Plays 10" or 12" records; completely sealed crystal; needle position is offset to assure true tracking; swiveled pick-up arm; new feature is use of viscaloid dampening; shock-proof mounting parts included. Finished in attractive brown wrinkle lacquer.

Specifications: IMPEDANCE—100,000 ohms at 1,000 cycles (1300 mmfd over range 70-7000 cycles). FREQUENCY RANGE—70-7000 cycles. OUTPUT VOLTAGE—1.5 volts at 1000 cycles with 500,000 ohm load. NEEDLE PRESSURE—2.7 oz.

	Net Price
No. 9891	$2.97
No. 33217—Crystal Cartridge for above	2.25

IMPROVED JUNIOR PICK-UP ARM

This new pick-up arm incorporates all the features of the older types but has an unusually attractive molded housing. Excellent fidelity of reproduction is obtained through the use of a sealed crystal pick-up and the arm may be used for either 10-or 12-inch records. Needle insertion is easy and shock-proof mounting parts are included. The polished brown finish blends with any type of cabinet.

Specifications: IMPEDANCE—100,000 ohms at 1,000 cycles (1,300 mmfd. over range 70-7,000 cycles). FREQUENCY RANGE—70-7,000 cycles. OUTPUT VOLTAGE—1.5 volts at 1000 cycles with 500,000 ohm load. NEEDLE PRESSURE—2.7 ounces. FINISH—Polished moulded Bakelite.

	Net Price
No. 9686	$3.27
No. 33122—Crystal Cartridge for above	2.25

SENIOR CRYSTAL PICK-UP

Outstanding design features plus top needle loading make the Senior Crystal Pick-Up an exceptional accessory for fine reproduction. With the Stock No. 33909 needle box, worn needles are ejected by mere loosening of the needle screw and by pressing needle box lever. New needles are inserted by placing them in the hole at the top. The ejector functions as a needle-positioning bracket. This is a sturdy, well-built arm and pick-up of unusual balance for true reproduction. It is recommended for the most discriminating of music lovers.

... Specifications ...

- IMPEDANCE . . . 100,000 ohms at 1000 cycles. (1,300 mmf over 70 to 7000-cycle range).
- FREQUENCY RANGE . . . 70 to 7000 cycles.
- OUTPUT VOLTAGE . . . 1.5 volts at 1,000 cycles with 500,000-ohm load.
- NEEDLE PRESSURE . . . 3 oz.
- FINISH . . . Brown wrinkle lacquer.

	Net Price
No. 9869—(Less needle bracket)	$3.87
No. 33909—Needle Box and Pick-Up Rest	.60
No. 35171—Crystal Cartridge for Above	2.55

Prices apply only in U.S.A. and are subject to change or withdrawal without notice.

Copyright by U. C. P., Inc.

RCA TRANSFORMERS AND ACCESSORIES

Universal Interstage A-F Transformer



Permits all audio replacements with a single unit. Center tapped primary and center tapped secondary for connecting either from or to any single or pushpull stage. Easily mounted on any type of chassis. Also recommended to step up pickup output for use with low gain amplifiers. **Specifications:** SIZE—2 x 2⅜ x 2⅞ in. Shielded black finish case—vacuum wax impregnated. TURN RATIO—Primary to secondary 1:3 overall. PRIMARY CURRENT—10 milliamperes d.c. (max.) FREQUENCY RESPONSE—30-10,000 cycles. PRIMARY CONNECTIONS — Primary connects to any single or push-pull triode. Secondary, to single or push-pull stage.

No. 9632, Net Price **$1.20**

UNIVERSAL OUTPUT TRANSFORMER

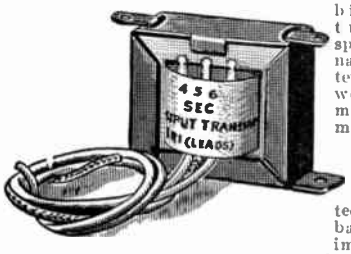

Fits any combination of tubes and speakers ordinarily encountered in service work. Quickly mounted by means of slot angle brackets; silicon steel core; windings protected with a baked varnish impregnation. Tinned terminals and long primary leads. **Specifications:** SIZE—Standard Model—2¾ x 2¼ x 2 in. VOICE COIL IMPEDANCES—1 to 15 ohms. PRIMARY LOAD IMPEDANCES — 1,000 to 20,000 ohms. MAXIMUM WORKING POTENTIAL—500 volts. MAXIMUM PLATE CURRENT (each tube)—55 milliamperes. FREQUENCY RANGE—30 to 10,000 cycles.

No. 7852, Net Price **$1.20**

RECORD-PLAYER SWITCH AND CONNECTOR

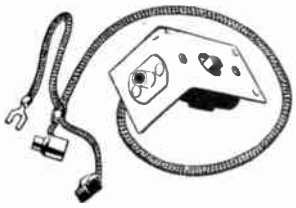

This handy, easily-installed switch is used for connecting RCA Victor and Radiola Record Players, or practically any other type of phonograph turntable, to a radio receiver so that the listener may quickly change from radio to record reproduction. Anyone can install it. The majority of installations can be made without removing the receiver chassis from its cabinet or without need for soldering. The switch suppresses radio when turned to "record" position. Design of this accessory provides improved performance because it maintains and isolates original bias and other d-c voltages in the receiver circuit. Includes a sufficient length of shielded cable, knob and mounting screws.

No. 9824A New Record-Player Switch and Connector, complete with installation instructions.
Net Price **$1.15**

MULTI-RANGE WAVE TRAP

For receiver locations troubled by unwanted interference, this unit has important application. It is tuned by means of a magnetite core. Attenuation at tuning frequency 40:1 from 450 to 2,100 kc. Small size and simple mounting make it easy to install in any receiver.

No. 33033—Net Price **$1.11**

RCA VICTOR SERVICE NOTES

Complete service information on RCA Radiola, RCA Victor and service test equipment. Contain not only wiring diagrams but also complete alignment instructions and other details available from no other source.

No. 108 1938
No. 109 1939
No. 110 1940
Net Price, No. 109, 110 ..... **$1.50**
Net Price, No. 108 ..... **1.25**

EXTERNAL ANTENNA COUPLER FOR LOOP RECEIVERS

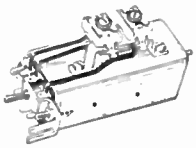

Extremely useful for receiver installations where it is desirable to connect an external antenna to a receiver loop to improve receiver sensitivity and signal-noise ratio. Range, 550 to 1750 kc. and 1750 to 5000kc., with adjustments for each band. Easy to install, easy to adjust. Also useful as a fixed-tuned substitute for any standard loop antenna to aid aligning loop receivers.

No. 9912—Net Price **$1.35**

AERO-CRYSTAL MICROPHONES

The RCA Aero-Crystal Microphone MI-6205 is scientifically designed, beautifully styled, and engineered for performance and dependability. It is ideal for public-address systems, experimental, commercial, and amateur applications in the low-priced field. Housed in beautiful satin-chromium finished streamlined case, the MI-6205 is unusually well-suited to microphone applications requiring a crystal-type unit. The Aero-Crystal microphone has high output level and wide frequency response. It is thoroughly shielded and is unaffected by r-f or a-c fields. It is fitted for adapting ⅛" pipe fitting to ⅝"—27 fixture thread. It includes a 12-foot shielded cable (less plug).

- TYPE ..... Crystal
- FREQUENCY RESPONSE ..... 30 to 10,000 cycles
- OUTPUT LEVEL
  35 db* (10-bar signal across an open circuit)
- LOAD IMPEDANCE ..... 0.25 to 3 megohms
- DIMENSIONS ..... 2⅝" W. x 3⅜" D. x 3" H.

AEROCRYSTAL *SPEECH* MICROPHONE FI-6202

This microphone is suitable for speech applications. It is for use either with large or small sound systems using amplifiers with high-impedance inputs. High output together with frequency-response compensation over the useful range of speech makes the MI-6202 particularly useful for applications requiring clear, crisp, intelligible speech that will readily penetrate through high noise levels. Specifications for MI-6202 same as MI-6205 except for compensated frequency response. Finished in brush chromium and umber gray.

MI6205—General-Purpose Microphone, Net Price **$8.70**

MI6202—Speech-Type Microphone, Net Price **8.10**

Prices apply only in U.S.A. and are subject to change or withdrawal without notice.

Net

Copyright by U. C. P., Inc.

Electro-Voice

★ DYNAMIC MICROPHONES

CARDAK Poly-Directional Microphone

Model 725—An extremely versatile microphone with a **CONSTANTLY VARIABLE** sound pick-up pattern. Simple control enables it to function as a true cardioid as well as a bi-directional for elimination of sidewall reflected sound. In fact, the CARDAK is adjustable for ANY combination of reflected sound direction.

The frequency response is substantially flat from 30-10,000 c.p.s. Average level, 1 volt/bar: —52 DB. "On-off" switch, built-in. Tiltable for non-directional use. Three contact wiping connector. All impedances available (low impedance balanced to ground). Equipped with 20' cable.

Model 725. Butler Chromium Finish. List Price **$49.50**

MODEL 640

An extremely rugged, dependable and professional style microphone that reproduces both voice and music with amazing accuracy. Exceptionally wide and flat frequency response, 30-12,000 c.p.s. Output: —52 DB, 1 volt/bar. Tiltable for directional or non-directional operation. Cable connector is built as an integral part of the sturdy, steel reinforced cradle. Equipped with 20' well shielded cable.

Model 640C. Bright Chromium Finish. List **$30.00**

Model 640G. Gunmetal Finish. List **$27.50**

MODEL 630

Smart, modern appearance, excellent frequency response and flexibility of operation. Frequency response: 30-9,000 c.p.s., unusually flat through lower and middle register rising 5 DB on upper frequencies for added crispness of speech. Output: —55 DB. Full equipment includes "on-and-off" switch, tilting head for directional or non-directional operation, 20' cable (all low impedances are balanced to ground) and cable connector.

Model 630C. Chromium Finish. List **$27.50**

Model 630G. Gunmetal Finish. List **$25.00**

MODEL 612

A new standard of value in the low price field. Music is reproduced fully and completely, voice entirely natural and crisp. Tiltable in 90 degree arc for directional or non-directional pick-up. "On-off" switch. Resistant to excessive heat, temperature changes, salt air and rough handling. Frequency response: 40-9,000 c.p.s. Output: —58 DB, 1 volt/bar. 20' well shielded cable.

Model 612C. Chromium Finish. List **$25.00**

Model 612G. Gunmetal Finish. List **$22.50**

MODEL 605

A leader in the lowest price field. Dependable quality, maximum durability, modern appearance and flexible operation. Overall response is highly desirable for all types of sound work, recording and amateur communication. Microphone has a fixed 22 degree tilt. There has been no compromise in design or choice of quality materials. Frequency response: 45-8,000 c.p.s. Output (open line): —58 DB, 1 volt/bar. 8' cable.

Model 605C. Chromium Finish. List **$17.50**
Model 605G. Gunmetal Finish. List **$16.50**
For 20' cable, add to list price **$1.50**

All Electro-Voice Dynamic Microphones are available in Hi-Z (Direct-to-Grid) or 50, 200 and 500 ohms. Stand Connector 5/8"-27.

★ VELOCITY MICROPHONES

The V Series has straightforward, functional design. Time has proved the correctness of this fundamental engineering in installations the world over. The NEW "V Series" sets even higher standards of performance. The woven housing allows the sound to pass through without reflection and eliminates the most frequent source of distortion in velocity microphones. The result is less feed-back and higher fidelity. Reproduction is natural, conveying accurately shadings and overtones of music and precise inflection of voice. Available in Direct-to-Grid or all popular low impedances.

MODEL V-1

Small in size, flexible in operation. Frequency response: 40-10,000 c.p.s., substantially flat when placed 6" or more from sound source. Output: —65 DB. 20' cable, connectors, shock-absorber, locking cradle and "on-and-off switch". Excellent for Public Address, Recording and Communication.

List Price **$25.00**

MODEL V-3

Exclusive features. Similar in appearance to the model V-2 and has slightly extended frequency response. The NEW V-3, equipped with the Vari-Z selector is an all impedance microphone. (50, 200 and 500 and Hi-Z, direct-to-grid.) Low impedances balanced to ground. Adaptable to all pick-up.

List Price **$50.00**

MODEL V-2

Basic design. Embodies every desirable engineering innovation. It is 1/3 larger than the V-1. Ribbon assembly is rubber suspended. Trim, modern and functional. Frequency response: 35-11,000 c.p.s., substantially flat when placed 6" or more from sound source. Output: —64 DB. 20' cable, connectors, "on-off" switch, and locking cradle. Ideal for wide range Public Address, Communication, and Recording.

List Price **$35.00**

PUBLIC ADDRESS ★ RECORDING ★ COMMUNICATION

Copyright by U. C. P., Inc.

Electro-Voice

★ CARBON MICROPHONES

The advantages of these microphones are: Low initial cost, high output for low gain amplifiers and reduction of power supply. Carbon Microphones have reasonably good quality, low hiss and long life. Recommended applications: Mobile transmitters, small call or P.A. systems, operation through radio receivers or phonographs.

MODEL 50

An efficient double button carbon microphone designed to give excellent reproduction and long life. 3-5 m.a. for close talking, 10-15 m.a. for normal work. Finished in gunmetal.

List Price **$5.00**

MODEL 75

New streamline styling. Internal shock-absorber that is even more shock-proof than ring mounting, yet conforms to modern design. 5/8"-27 stand coupling. Button current (each) 3-5 m.a. for close talking or feedback reduction. 10-15 m.a. for normal work. Finished in gunmetal.

List Price **$7.50**

Low Impedance Microphone-to-Grid MATCHING TRANSFORMERS

The windings of these transformers have low distributed capacity and are amply shielded against inductive hum by a high permeability shield, inside a pressure cast case. The mounting is designed for mounting on amplifier chassis or in series with the microphone line.

Model 500. A small, shielded carbon microphone transformer with universal mounting. Finest silicon core. Tapped primary for single or double button. Three wire lead input (no connector). 36" shielded lead output. **List** **$3.50**

Model 501. Designed for 50, 200 (500 ohms optional) microphone transformer with universal mounting. Finest silicon core. Tapped primary for single or double button. MC 3 Input Connector. 36" shielded lead output. **List** **$5.50**

Model 502. Designed for 50, 200 (500 ohms optional) microphones. Broadcast fidelity. Wide range frequency response, for either speech or music. MC 3 Input Connector. **List** **$9.00**

Velocity Microphone Model L-15

Low priced. Sturdy construction. Dependable quality. Bi-directional with a high ratio of volume to feed-back. Finished in baked popular light gunmetal. Frequency response: 50-7,000 c.p.s. Output: —66 DB. 8' cable.

Model L-15R. Rising frequency characteristic, for speech reproduction. List **$15.00**

Model L-15. Substantially flat curve, for general purpose speech and music.

List **$16.50**

For 20' cable, add to list price ..... **$ 1.50**

★ MOBILE MICROPHONES

Mobile microphones differ in that curve is designed to give the best response for "close-talking". The "lows" are attenuated to eliminate boom and to give a crispness to speech even when the user's lips are touching the grille. Designed to fit the palm of the hand. A switch is installed for operation either with the thumb of the left hand or index finger of the right.

MODEL 202

CARBON

Designed expressly for Police, Aircraft and Amateur communication. Speech is clean, crisp and blast-proof. Every model is waterproofed. The head is rubber suspended to prevent damage. The "press-to-talk" switch includes an extra lead for relay operation. Six feet of rubber covered shielded cable.

Model 202S. Single Button Carbon. List **$12.50**

MODEL 600

DYNAMIC

Designed for close talking, sports announcing, mobile P.A., and communication. It weighs 13 ounces. A rising frequency response gives clean, crisp speech. Dynamic construction insures freedom from injury by heat, humidity and rough handling. Light gunmetal with chromium grill and trim. Switch is slide-to-talk type. Frequency response: 50-8,000 c.p.s. with attenuated low frequencies. Output: —57 DB. Locking cable connector, 8' cable.

List Price **$25.00**

ACCESSORIES

★ **DYNAMIC MICROPHONE BAFFLES.** Model 330. Available for microphone models 630, 612 and 605.

Model 330G. Dark Gunmetal Finish. List **$1.50**

Model 330C. Chromium Finish. List **2.00**

★ **MICROPHONE CABLE.** Extremely low capacity (.000025 mfd. per foot) for high impedance microphones.

Single conductor. List, per foot ..... **$ .08**

Double conductor. List, per foot ..... **.10**

★ **SUSPENSION BRACKET.** Convenient for suspending microphone in inverted position (stage or orchestra installation). 5/8"-27 thread.

Model 340. List ..... **$ .50**

★ **HANDLE.** Turned from hard maple. Gunmetal finish. Will convert light weight microphone to a hand type. 5/8"-27 coupling.

Model 320. List ..... **$ .50**

★ **DESK STANDS.** 5" high supporting tube. Space in base for volume control or switch. 5/8"-27 thread. Weighs 1 lb.

Model 423DG. Dark Gunmetal Finish. List **$1.50**

Model 423LG. Light Gunmetal Finish. List **1.50**

Model 423C. Chromium Finish. List **2.50**

★ **FLOOR STANDS.** Heavy 13 gauge, chromium plated tubing. In 3 sections. Collapsible. Variable to banquet table height. Adjustable. Base weighs 7½ lbs.

Model 421C. All Chromium. List **$13.50**

Model 421B. Chromium with Black Base. List **11.00**

★ **FLOOR STANDS.** Special design. One hand operation. Rotate without touching height adjustment. Merely press convenient button to raise or lower. Heavy 16 lb. base. Chromium and Black Wrinkle Finish.

Model 416. List **$15.00**

Model 417. Same as 416 but for banquet table use. List **10.00**

Model 418. Desk stand for heavy dynamic or velocity microphone. List **2.50**

PUBLIC ADDRESS ★ RECORDING ★ COMMUNICATION

Copyright by U. C. P., Inc.

TURNER Microphones

CARDIOID

No. 101 Licks Feedback

Where the going is tough, and acoustic conditions practically impossible, the new Turner Cardioid Microphone will do the job. The two-element generator produces true cardioid characteristics, offering the best features of both the dynamic and velocity

No. 101 is extremely sensitive in front, and completely dead in rear. Through the the use of these 2 elements, NO SACRIFICE of frequency response is necessary. For studio, public address and recording. All have tilting heads balanced line output connection and 25 feet of heavy duty cable. Brushed chrome finish

Standard Model 101A

Level —59DB below 1 volt per bar for hi-impedance models. Range —30-9000 cycles. Front to back ratio: 24 DB at 1,000 cycles. 500 ohm model-output 1.6 millivolt for 10 bar signal. 200-250 ohm model-output 1 millivolt per 10 bar signal. 30-50 ohm model-output .16 millivolt for 10 bar signal. 101A List Price, 30,50, 200,500 ohms or hi-impedance **$55.00**

De Luxe Model 101B

Same as 101A but with 3-position switch to allow different pickup patterns. List $65.00.

Broadcast Model 101C

Same as 101B with range extended to 10,000 cycles, and not furnished in hi-impedance. All other impedances available. List $70.00.

Tilting Heads

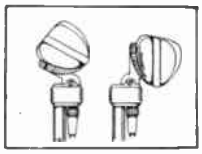

Models 22X, 22D, 211, 101A, B, and C, and 33X and 33D all equipped with 90 degree tilting heads permitting semi or non-directional operation.

Model VT-73

Doubles your effective power at the intelligible voice frequencies at LOW COST. Rising curvature of response between 500-4,000 cycles emphasizes speech frequencies. High output — 48DB with reference of 1 volt per bar (-28DB with reference of 1 volt for 10 bar signal) Range 50-7,000 cycles. Finished in telephone black, aluminum and crystal. Complete with stand and 7ft. anti-resonant cable. List **$20.00**

22X and 22D

Tops in Performance

22X Crystal gives clear reproduction. Smartly engineered design cuts feedback to minimum. Full satin chrome finish, 90 degree tilting head and removable 7 foot cable set. Built-in wind-gag permits outdoor operation. Crystal impregnated against moisture. Automatic barometric compensator. Range 30-7,000 cycles. High level —52DB. Complete with schemetics, 7 ft. cable set and chamoisette mike pouch. List **$18.50**

Turner 22D Dynamic

Same appearance as 22X, but has high level dynamic cartridge. Dependable indoors and out. Reproduces smoothly at all frequencies. Range 40-8,000 cycles. Output —54DB. Complete with tilting head, 7 ft. removable cable set, schemetics, and mike bag, 200 or 500 ohms or hi-impedance. List **$23.50**

30,50 ohm. List $21.50

ADD $2.00 LIST for 25 ft. cable set with either 22X or 22D.

GUARANTEE

Turner microphones are guaranteed against defective workmanship and materials for ONE YEAR, when all instructions are fully complied with, and units are not opened or tampered with in any way.

Switch Equipment

Models 22X, 22D, 33X and 33D are all available with SWITCH illustrated. Permits finger-tip control of microphone, regardless of distance from amplifier. Shorts the line quietly, and allows mike to be used as push-to-talk unit. For S (switch models of 22 or 33). ADD $2.00 List.

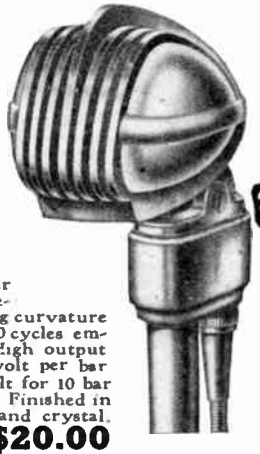

33X and 33D

Rugged Turner Mikes

33X Crystal satin chrome finished, with high capacity crystal, to permit extra long lines. Response 30-10,000 cycles free from peaks. Output —52DB. Tilting head. Ideal for amateur, recording or P. A. work. With 25 ft. cable set, diagrams and mike bag. List **$22.50**

33D Dynamic, same appearance as X, with balanced line cable on low impedance units eliminates noise pickup. 200, 500 or hi-impedance, complete with 25 ft. cable set, diagrams and protective bag, List **$25.00**

50 ohm model, List $23.50

NEW TURNER CHALLENGER MODELS

Where the utmost in performance, quality and appearance must be had at lowest cost, use these Turner Challenger Models, for exceptionally fine results.

Crystal models are complete with shock-proof cartridges, barometric valves, moisture-sealed crystals and wind-gags-to prevent blasting.

Dynamic models give equally clear-cut results for both voice and music. Unusually rugged and dependable. You can rely on these models — they're fully Turner Guaranteed!

BX Crystal

. . . for recording, P. A. and ham use. Bronze enamel finish. Level 55DB. Range 50-6,000 cycles. Complete with 7 ft. cable. List **$9.95**

BD Dynamic

Same finish as BX. Works indoors or out. Level —52DB. Range 50-6,000 cycles. 200-250 ohms, 500 ohms or hi-impedance, with 7 ft. cable. List **$14.50**

CX Crystal

In rich brushed chrome finish. With 7 ft. removable cable set. using Amphenol connectors. Level —55DB. Range 50-7,000 cycles. List **$15.00**

CD Dynamic

Same style and finish as CX. In 200-250 ohms, 500 ohms or hi-impedance. Level —52DB. Range 50-7,000 cycles. With 7 ft. removable cable set. List ... **$16.50**

CRYSTAL MICROPHONES LICENSED UNDER PATENTS OF THE BRUSH DEVELOPMENT CO.

Copyright by U. C. P., Inc.

TURNER Microphones

211

New Turner Dynamic

Because of its new type magnet structure and acoustic network, Turner 211 Dynamic offers outstanding performance characteristics. The salt-shaker type is dictated by these two features, and to this Turner has added style and streamlining.

Modern engineering has extended the high frequency range, and the extreme lows have been raised 2 to 4 decibels, to compensate for over-all deficiencies in loud speaker systems. Model 211 meets requirements of extended range, set up by the new frequency modulation method of broadcasting. Unique diaphram structure results in extremely low harmonic and phase distortion, without sacrificing high output level. Equipped with tilting head, balanced line output connection and 25 ft. heavy duty cable. Finished in rich satin chrome. Level —56DB below 1 volt per bar for hi-impedance models. Range 30-10,000 cycles. 500 ohm model has output of 2.5 millivolt for 10 bar signal. 200 ohm model has output of 1.6 millivolt for 10 bar signal. 30-50 ohm model has output of .25 millivolt for 10 bar signal. 200,500 ohm or hi-impedance. List..... **$45.00**
30,50 ohm model, List $42.50

99 and 999

Sure-Fire Performer

Model 99 Dynamic is the most rugged mike in the entire Turner line. Withstands climate and temperature changes. Adjustable saddle Fits any standard stand. Semi -or non-directional operation. Model 99 won't blast from close speaking. Broadcast studios, large city police departments and internationally famous manufacturers specify Turner 99 for crisp, clear results. Finished in fine gunmetal. Range 40-9,000 cycles. Level —52 DB. Complete with 25 ft. cable set, diagrams and chamoisette mike bag. 200 or 500 ohms or hi-impedance, List..... **$32.50**
30 or 50 ohm, List $29.50
Brushed Chrome Finish, ADD $2.00 List.

999 Balanced Line Dynamic

Same appearance as 99. Voice coil and transformer leads insulated from ground and microphone case. Gives smooth, dependable, professional performance. Complete with dignified gunmetal finish, 3-pin polarized locking connector and 25 ft. balanced line low-capacity cable. Range 40-9,000 cycles. Level —52 DB. 200, 500 ohms or hi-impedance. List..... **$35.00**
30 or 50 ohms. List.....$32.50

TESTED

Each and every Turner Microphone is given an individual sound pressure test over the entire audio band, before leaving the factory — your assurance of complete satisfaction.

U9S

Fills 50 Ohm, 200,500 Ohm and Hi-Impedance Needs

Same professional design and finish as 99 and 999. Whatever impedance you need, 50 ohm, 200 or 500 ohm or hi-impedance, a twist of the switch illustrated on U9S, fills your requirements. Adjustable to semi- or non-directional operation. Removable 25 ft. cable set. Level —52 DB. at high impedance. Response is free from peaks and holes from 40 to 9,000 cycles. Handle the toughest job with U9S. Packed with 25 ft cable set, diagrams and chamoisette mike bag. List..... **$37.50**



Lapel Mike L40

Extra high signal level. *Alligator clip* secures it to clothing, prevents twisting in lapel. Flexible cable fits shoulder snugly. Minimizes feedback. Level —50 DB. Brushed chrome finish. 25 ft. black cloth covered cable. List..... **$25.00**

Han D Mike 9X or 9D

For voice, music or portable application. Hang it, hold it, or fit it on standard stands. Low feedback. Positive contact slide switch. Brushed chrome. Packed with 7 ft. cable set. Range 60-7,000 cycles.
9X Crystal, List.. **$22.50**
9D Dynamic, List$25.00

Hearing Aid Mike 7

Small crystal microphones for compact hearing aids. Light weight, high level, with unusual response for voice pick-up. Protective diaphragm guard. Mounts flush to panel eliminating cavity resonance. Available in 2 types of response. Send for details. List..... **$8.00**

Magnetic Pick Up MM

Gives immense volume from any stringed instrument without feedback. Novel clamp for fastening to instrument, without tools, or adhesives. Continuous volume control. Hi-impedance, works directly to grid. Rich brown enamel. With 25 ft. cable, List **$16.50**
Without volume control, List.....$14.50

Third Hand 3H

Holds microphone for you. Goose neck adjusts to any position. Excellent volume. Leaves both hands free. Can be used as traveling mike. List..... **$5.00**
For Mike Switch, when ordered with Turner Mike, Add $1.00 List.

CRYSTAL MICROPHONES LICENSED UNDER PATENTS OF THE BRUSH DEVELOPMENT CO.

Copyright by U. C. P., Inc.

PORTABLE PRESTO STATIONARY
SOUND RECORDING EQUIPMENT

PRESTO MODEL "Y" RECORDER



The PRESTO model Y recorder fills the need for a 16" transcription recording and playback equipment which is extremely portable and yet capable of producing high grade recordings. It makes continuous 15 minute, 33⅓ RPM electrical transcriptions of sufficiently good quality to be used by broadcasting stations. It also makes 78 RPM recordings on 6", 8", 10" or 12" discs and may be used to cut 11½", 13½" and 17¼" master recordings from which commercial pressings are produced. In addition to recording, the model Y gives excellent reproduction of both electrical transcriptions and phonograph records and is widely used for auditioning recorded radio programs to prospective sponsors. As a public address system it will provide sound for audiences up to 1000 persons.

Among the important features of the model Y recorder are:

1. The exclusive Presto rubber-rimmed-turntable driven directly by a steel pulley on the motor shaft, a simple, foolproof drive system that eliminates vibration and holds the turntable speed absolutely constant. Maintenance is negligible. There are only two moving parts which need replacement about once a year.
2. A lever changes the turntable speed instantly without stopping the table or removing the record.
3. A lever adjusts the cutting mechanism to cut either from the outside of the disc toward the center or from the center out.
4. A cam lever lowers the cutting head gently on the record preventing accidental damage to sapphire needles.
5. A vibration damper attached to the cutting head suppresses vertical modulation in the record groove and eliminates variation in groove depth due to surface irregularities in the disc. The damper also eliminates flutter when the records are played with pickups having a resonant peak in the low frequency range.
6. The cutting arm may be unlocked from the feed mechanism to cut spiral starting and runout grooves.
7. A time scale on the cutting arm shows the starting point for each size record and elapsed recording time at both 78 and 33⅓ RPM.
8. The cutting head feed mechanism is located beneath the turntable where it is protected from dust or accidental damage. The parts of this mechanism are hand finished and fitted and its performance is equal in every way to the overhead lathe type mechanism commonly used.
9. The recording amplifier includes a two microphone mixer, high and low frequency equalizers and a change-over switch for continuous recording or re-recording. The amplifier and loudspeaker fit together to carry in a single case.

Y-2 Recorder $737.00
Y-4 Recorder (low impedance inputs) 776.00

PRESTO MODEL "L" TRANSCRIPTION PLAYBACK

This equipment is designed for radio stations, advertising agencies and program producers, who demonstrate recorded programs at the offices of prospective clients.

Salesmen who use the Model L Playback will particularly appreciate its attractive, workmanlike appearance, its small size and light weight which make it extremely easy to carry, its simplicity which makes it possible to set up for operation within a few seconds and the remarkably clear, wide range reproduction . . . far superior to that ordinarily expected from portable equipment.

The Model L Playback was developed to meet an insistent demand among the larger broadcasting stations and agencies for "something better" in portable reproducing equipment. Those who use the Model L Playback in connection with important sales of station time and programs will consider its exceptional performance well worth its cost.

L-2—Portable transcription playback ..... List, $275.00

PRESTO MODEL "K" RECORDER



The Presto model K is a portable sound recorder, record player and public address system complete in a single carrying case. Exceptionally light and compact, it is ideally suited to the needs of sales training and industrial schools, teachers of speech, music and dramatics, as well as professional actors and musicians who require an instrument that can be carried easily and set up for operation in a few minutes time.

The model K records 15 minutes continuously at 33⅓ RPM on one side of a 13¼" disc. It may be connected to any home radio set to record complete radio programs. It also makes 6, 8, 10 and 12 inch records, and plays all makes of phonograph records. As a voice amplifying system it will serve audiences of about 500 persons.

Although it is the lowest priced complete Presto recorder, it contains many valuable features of the more expensive instruments such as:

1. A magnetic cutting head and pickup, the design used in the highest grade equipment.
2. A full sized, 6 tube amplifier having push-pull triodes in the power stage.
3. A high frequency equalizer for 33⅓ RPM recording and a tone control for suppressing needle scratch when commercial records are played.
4. A safety cam lever for lowering the cutting head to prevent accidental damage to sapphire needles.
5. A detachable, dynamic loudspeaker which may be operated at any desired distance from the recorder.
6. A cutter feed mechanism located beneath the turntable where it is protected from dust or accidental damage.
7. Provision for quick change from cutting outside-in to inside-out.
8. The exclusive Presto rubber-tired turntable driven directly by a pulley on the motor shaft, a drive system that eliminates rubber pulleys and belts which are subject to rapid wear. Turntable speed may be changed in 5 seconds from 78 to 33⅓ RPM by removing a brass pulley on the motor shaft.

These features, not found in any other low-priced recorder enable the user to make high quality recordings, consistently. They simplify the operation of the instrument for non-technical owners and reduce operating costs by preventing spoilage of discs and needles. As a result of its excellent performance, more Presto model K recorders are now used by schools, industrial concerns and in the home than any other recorder in a similar price range.

K-8—Complete Recorder less microphone and stand, List, $303.00

THE PRESTO RECORDER MAKES THE GROOVE AS IT RECORDS THE SOUND

Copyright by U. C. P., Inc.

PRICES SUBJECT TO CHANGE WITHOUT NOTICE

PORTABLE **PRESTO** STATIONARY

SOUND RECORDING EQUIPMENT

PRESTO DISCS AND NEEDLES

FOR COMMERCIAL, EDUCATIONAL AND HOME RECORDING

All Presto discs may be cut on both sides. Each disc is labeled and enclosed in an individual envelope. Playing time per side for various sizes is as follows:

6"—1 minute 10"—3.5 minutes
8"—2 minutes 12"—4.5 minutes
16" — 15 minutes (33⅓ RPM)

GLASS BASE DISCS

Cat. No.	Size	List Price Each
912-A	12"	$1.25
913-A	13½"	1.50
916-A	16"	2.50

NOTE: Glass 12" and 13½" discs are packed 20 to a box; 16"—15 to a box.

ALUMINUM DISC RECOATING SERVICE

	Perfect One Side	Both Sides
12"	$1.10	$1.25
13½"	1.40	2.00
16"	1.50	2.25
17¼"	2.10	2.80

NOTE: Other sizes not accepted for recoating.

ORANGE SEAL DISCS

(Steel Base—and Overall Thickness .036")

Cat. No.	Size	List Price (Box of 10)
307-A	7"	$4.50
308-A	8"	5.50
310-A	10"	8.00
312-A	12"	10.00

MONOGRAM DISCS

(Composition Base—and Overall Thickness .050")

Cat. No.	Size	List Price (Box of 10)
706-A	6"	$2.00
708-A	8"	3.50
710-A	10"	5.00
712-A	12"	7.00
716-A	16"	15.00

PROFESSIONAL CUTTING AND PLAYING NEEDLES

Cat. No.		List Price
603-A	Short Dural shank sapphire cutting needle	$ 8.00
604-A	Long Dural shank sapphire cutting needle	8.00
806-A	Resharpening sapphire cutting needle	3.00
601-A	Diamond playing needle	30.00
631-A	Disclube	2.50

COMMERCIAL, CUTTING AND PLAYING NEEDLES

Cat. No.		List Price
320-A	(Short) Sapphire cutting needle	$ 6.00
321-A	(Long) Sapphire cutting needle	6.00
806-B	Resharpening sapphire cutting needle	2.50
420-A	Sapphire playing needle	1.25
330-A	(Short) Stellite cutting needle	2.00
331-A	(Long) Stellite cutting needle	2.00
350-A	Steel cutting needle (Pkg. of 3)	1.00
350-B	Steel cutting needle, Carton of 12 pkgs. of 3	12.00
430-A	Transcriptone playing needle	1.00
440-A	Red Shank steel playing needles (Pkg. of 25)	.25
440-B	Red Shank steel playing needles, Carton of 40 pkgs. of 25	10.00

Type 300-A Re-Recording Equipment

The type 300-A re-recording equipment consists of an auxiliary turntable, which mounts on top of the recording turntable and an external pickup mounted on a pedestal. For re-recording or dubbing the 300-A equipment has several important advantages over a separately driven turntable. The rotation of the recording and playing turntables is locked together so that the playing time and pitch of the duplicate record are identical with the original. 2) No wows or wavers can be introduced during the re-recording since any variation in speed will occur simultaneously on both tables. 3) It is less expensive than a second complete turntable.

Complete Re-Recording equipment .....List $72.00

Type 10-A Turntable



The 10-A table forms a part of the Presto 62-A and 63-A transcription turntables. The chassis only is offered as a replacement unit for stations having satisfactory reproducing pickups mounted on worn or inadequate turntables. The 10-A chassis can be mounted in most cabinets without disturbing the pickups or controls.

The mechanical design of the 10-A table is extremely simple. There are but 2 moving parts. The table consists of a metal platter to which a live rubber tire is fitted. This assembly is machined to perfect roundness and dynamic balance. A steel step pulley on the motor shaft drives against the rubber rim of the table. Speed is changed instantly by moving the motor carriage to engage either section of the drive pulley. Maintenance consists of oiling at 90 day intervals, occasional adjustment of the drive pressure and replacement of the tire once yearly.

The 10-A table is used and recommended by leading radio stations and transcription makers for playing both vertical and lateral recordings. **List Price.....$228.00**

Type 9-C Recording Turntable

A portable 12" turntable that records 15 minutes continuously at 33-1/3 RPM on one side of a 13¼" disc. It also makes 6", 8", 10" and 12" records at either 78 or 33-1/3 RPM and plays all makes of phonograph records. Its exceptional steadiness, speed accuracy and lack of vibration make it an excellent table for re-recording purposes. The Presto 9-C is recommended as a second turntable to be added to the model K recorder for continuous recording. The chasis can be installed in many home radio sets in place of the ordinary phonograph turntable to provide both recording and playback facilities. It may also be connected to any radio set for recording and playing complete 15 minute programs.

9-C—Dual speed turntable chassis only.....List $154.00
9-C—Above mounted in 2-C carrying case..... 165.00

Type 75-A Recording Turntable

The lightest 16" dual speed recording turntable made. Recommended for all services requiring a high grade portable recorder. Widely used by broadcasting stations that record local news events for delayed broadcasts; a rugged, compact recording installation for mobile pickup units.

Used by industrial concerns, hospitals, scientific laboratories and in the visual education departments of schools and colleges in conjunction with 16 mm sound-film projectors for recording and reproducing narrative comment, sound effects and background music with locally produced silent films.

75-A—Turntable in Carrying Case.....List $424.00

PRICES SUBJECT TO CHANGE WITHOUT NOTICE

Printed in U.S.A.

REK-O-KUT Professional RECORDING EQUIPMENT



RK-D16 DUAL SPEED 16" RECORDING MOTOR ASSEMBLY

This precision-constructed instrument, unsurpassed in quality and performance is operating in many of the leading broadcasting stations and educational institutions. Ruggedly constructed and painstakingly assembled for efficient and prolonged service.

EQUIPMENT

1) Lathe turned, 25 lb. cast iron turntable, dynamically balanced, with disappearing drive pin and rubber turntable pad.
2) Turntable fitted with one inch diameter polished steel shaft, with special oil grooves for force feed lubrication when operating. Rotates on a single ball bearing at the bottom of the turntable well.
3) 1/20 H.P. General Electric constant speed motor.
4) One dual and one single speed idler.
5) Adjustable stops to regulate idler pressure against turntable.
6) 10 lb. machined mounting base of Cast Iron, with integral lathe bored and lapped turntable bearing.
7) This single unit type construction insures positive and easy alignment of the REK-O-KUT overhead mechanism with the turntable.
8) Entire assembly can be permanently installed in 15 minutes.

RK-D16—Dual Speed 16" Recording table, mounting base and motor..... Net Price, $125.50



RK-D12 DUAL SPEED 12" RECORDING MOTOR ASSEMBLY

The answer to the demands of small studios, program and advertising agencies, educational institutions, etc. . . . for professional dual speed 12" recording units at substantially lower cost. Design and construction similar to model RK-D16, 16" assembly. Turntable can accommodate 16-inch blanks for playback.

CONSTRUCTION—Similar to RK-D16 (16" assembly) in material, workmanship and design. RK-D12 differs only in that the cast iron turntable weighs 12 lbs., and smaller constant speed recording motor and special rotor speed shift arm are employed.

	Net Price
RK-D12—Dual Speed 12" Recording table, base and motor	$59.50
RK-12—Single Speed 12"	37.50

RK Monitor Meter

A sturdy meter of the rectifier type, especially designed for monitoring purposes. The meter has four scales, one reading from —10 db. to +7 db., and a second from +7 db. to +25 db. The other two scales for recording level indication are calibrated in terms of "undercut," "normal cut," and "overcut." They are clearly indicated. The meter is tapped for 8 ohm and 500 ohm input.

RK—Monitor Meter Dual scale 8 and 500 ohm.....Net Price, $9.75

ACCESSORIES

	Net Price
F-12—120 line deluxe lathe cut feedscrew with gear and feednut for 12" units	$13.50
F-16—120 line deluxe lathe cut feedscrew with gear and feednut for 16" units	15.75
RC-20—Brush crystal cutter	15.00
R-84—Webster magnetic cutter for 8 ohms	12.00
R-84G—Webster magnetic cutter for 500 ohms	12.00
M-41—Astatic magnetic cutter for 8 or 500 ohms	7.00
X-29—Astatic crystal cutter	7.00
44-A—Shure magnetic cutter	7.00
Rubber turntable pad for 12" table	.90
Rubber turntable pad for 16" table	1.50

ALL PRICES SUBJECT TO CHANGE WITHOUT NOTICE

Copyright by U. C. P., Inc.

NET

REK-O-KUT

Professional RECORDING EQUIPMENT



REK-O-KUT OVERHEAD FEED MECHANISMS

(Illustrated above with horizontal type crystal cutter)

The REK-O-KUT 1942 Model overhead feed mechanism is the first professional unit to offer a Universal Cutter Mount with micrometer adjustment. This exclusive feature, not found on any other machine, permits the user to interchange the vertical magnetic cutter with the horizontal crystal or magnetic type, or the Brush Crystal oblong Cutter, without changing the position or the height of the mechanism after it has been mounted. The micrometer adjustment enables the operator to raise or lower the cutter in easy stages to compensate for the height of the cutter, and to get the proper stylus angle. Mechanisms are made for both 12" and 16" turntables.



Universal cutter mount with Brush crystal oblong type cutter.

OUTSTANDING FEATURES

1) Universal cutter mount for interchanging popular type cutters.
2) Micrometer adjustment for selecting preferred stylus angle and to compensate for record thickness, without raising or removing the entire mechanism.
3) Double action swivel for easy alignment of mechanisms with REK-O-KUT turntable.
4) Simplified carriage lift for accurate spot recording or spiral.
5) Standard units record 100 lines per inch, outside in. Also available inside out at no extra charge.
6) Deluxe units are now offered with 120 line precision, lathe cut feedscrews.
7) Either 100 or 120 line feedscrews available as standard replacements.
8) Patented chip collector eliminates stylus "pull" and doublecutting.



Universal cutter mount with vertical magnetic type cutter.

Overhead Feed Recording Mechanisms

(For 12" Records)

	Net Prices Standard 100 Lines	Deluxe 120 Lines
RX-12—With Astatic Crystal X-29 Cutter	$42.50	$55.00
RM-12—With Astatic Magnetic M-41 Cutter	42.50	55.00
RW-12—With Webster R84, 30-6000 cycles	47.50	60.00
RB-12—With Brush RC 20 Crystal Cutter	53.00	65.50

(For 16" Records)

RX-16—With Astatic Crystal X-29 Cutter	$51.50	$66.25
RM-16—With Astatic Magnetic M-41 Cutter	51.50	66.25
RW-16—With Webster R84, 30-6000 cycles	55.75	70.50
RB-16—With Brush RC20 Crystal 50-9000 cycles	61.50	76.25

ALL MAGNETIC CUTTERS AVAILABLE 8 OR 500 OHMS
NO OVERHEAD MECHANISMS SOLD WITHOUT CUTTERS

RK MATCHING TRANSFORMER

Specially designed to operate with Brush High Fidelity cutter. The frequency response of the RK Matching Transformer is flat from 50 to 9000 cycles. Input taps of 6-8 and 500 ohms gives user a choice of tapping his cutter into either an 8 ohm or 500 ohm line. This matching transformer is required where the user of a crystal cutter is unable to have a direct hook up to a high impedance line.

RK—Matching Transformer for Brush and Astatic Cutters 50-9000 cycles, Net Price, $5.50



ALL PRICES SUBJECT TO CHANGE WITHOUT NOTICE

NET

Copyright by U. C. P., Inc.

***IMPORTANT NOTE:* ALL PRICES ON THIS PAGE HAVE BEEN INCREASED BY 10%**

'GARRARD' RECORD CHANGERS



TYPE RC 30

DE LUXE "MIXER" AUTOMATIC RECORD CHANGER

With Low-Pressure (One-Ounce) High-Fidelity Crystal Pick-Up and Permanent Sapphire Stylus

A GREAT ACHIEVEMENT—and a remarkable, new unit—is Garrard's RC 30 De Luxe "Mixer" Record Changer with Low-Pressure, High-Fidelity Pick-up!

- Low-pressure (one ounce) High-Fidelity Crystal pick-up with permanent jewel stylus!
- Automatic mixing! Plays both 10" and 12" records —no adjustments necessary!
- Efficient, simple, fool-proof record changing!
- Superb motor—with Speed Regulator!

Low Pressure pick-up: For the first time, a one-ounce, high-fidelity pick-up on a record changer! Frequency response 30 to 8500 C.P.S. Records last indefinitely because of the lack of needle pressure and "digging." There is no necessity to change needles! The jewel tip lasts for **several years** of normal playing. The true-tangent Garrard arm also has a new patented Jewel-movement pivot.

Automatic Mixing: The RC 30 is amazingly versatile. It plays both 10" and 12" records, in **any assortment,** any combination. No buttons to push, no switches to throw. Just load all the records, and the RC 30 takes over from there. Record changing is performed simply, efficiently and silently, **regardless** of the amount of space between records, **regardless** of record warpage, and with absolute independence of the varying thicknesses found in records. There are no moving parts operating **between** records, to damage or scratch them.

Superb Motor, speed-regulated: The motor is silent and sturdy, built to give powerful but regular, governed running. Other outstanding features are the Non-Slip Spindle— exclusive with Garrard—which prevents slippage between records on the turntable; and a new, improved **exclusive** Automatic Stop. After the last record has been played, the changer stops automatically and the current is shut off.

Special spring mountings for full floating non microphonic installation.

Over-all dimensions with a full record supply are: 15" long x 11¾" wide x 5½" clearance above the unit plate x 4½" below the unit plate. In the AC-DC models clearance below the unit plate is 5". Cabinet space allowance should be 15" long x 13" wide, to accommodate 12" records.

	List Price
RC 30—AC MODEL	
100/130 volts, 50/60 cycles	$75.00
RC 31—UNIVERSAL AC-DC MODEL	
100/130 volts and 200/250 volts, 25/60 cycles	85.00

The RC30 and RC31 Record Changers are also available with a normal pressure cartridge of 2½ ounces. This cartridge is for use with replaceable needles, where permanent needle is not desired. The cartridge is mounted in Garrard's patent Swivel Head, for quick, easy needle insertion.

Simply specify this type when ordering. No change in prices, as shown above.

MODEL H6—DE LUXE PICK-UP ARM

With Low-Pressure, High-Fidelity Cartridge and Permanent Sapphire Stylus

The Garrard DeLuxe Pick-up incorporates every latest engineering improvement. It is an entirely new unit, never before available. Technically, it is the finest pick-up we have ever had to offer. It is furnished complete with mounting base and shielded pick-up leads, together with necessary template and mounting instructions, and offers these unique advantages:

The arm is of all-metal construction, finished in a beautiful lacquered brown. It is absolutely perfectly balanced, and features a ball-bearing, jewelled mount and pivot. The special curvature of the arm places it at a true tangent to the record grooves, insuring proper tracking.

The pick-up itself is the latest low pressure (one ounce) high fidelity pick-up, complete with permanent sapphire stylus. This is the very same pick-up used in the Garrard Model RC 30 automatic record changer. Tonal quality is superb, and record wear has been reduced to an absolute minimum. The high-grade sapphire stylus will give several years of normal playings, without replacement.

List Price

$16.50

Copyright by U. C. P., Inc.

IMPORTANT NOTE: ALL PRICES ON THIS PAGE HAVE BEEN INCREASED BY 10%

'GARRARD' PHONOMOTORS - ASSEMBLIES ACCESSORIES

TYPE K DE LUXE SINGLE RECORD PHONO ASSEMBLY

Another remarkable new unit in the Garrard line, combining features never before available in any assembly at anywhere near this price range. **Uses the new Low-Pressure (one-ounce) High-Fidelity Crystal pick-up with permanent jewel stylus,** exactly as used in the RC 30 Record Changer. Prior to now, anyone desiring a pick-up of this quality had to spend as much for the pick-up alone as this entire assembly costs. And the Type K assembly is identical in every other respect to the enormously popular Garrard single record players which have been labeled "best buys" since their inception.

The new Garrard pick-up makes it possible to play records for **several years** of normal playing, without impairing the quality of reproduction. It is not necessary to remember to change needles, nor is there the possibility that the use of a worn needle will damage the records. Tonal quality is perfect. The frequency response curve runs from 30 to 8500 cycles! The pick-up is housed in Garrard's free-swinging, new jewel-movement tangent pick-up arm. The silent, sturdy motor has a speed regulator. An Automatic Stop operates at the end of the record; there are no buttons to push or switches to throw, to start the assembly. A slight pressure of the pick-up arm when it is lifted to place on the record, starts it instantly.

Furnished complete with special Full Floating Spring Mounting and all necessary hardware, instructions, template, etc. Dimensions of the unit plate are 15" wide x 11¾" deep.

AC8K—AC MODEL
110/130 volts, 60 cycles..**List Price $35.00**

UC5K—Universal AC-DC MODEL
100/130, 200/250 volts,
25/60 cycles .....**List Price $45.00**

CARRYING CASE

A record changer with a complete load of records may be operated with the lid closed. This new, beautiful case is made of solid wood throughout, to guarantee long service and wear. Covered with finest quality of alligator type material available. Sewn, leather edges run completely around entire case. Has two locking snaps. Size: 16" x 13½" x 10½".

MODEL CC 1—Completely covered motor board, uncut

MODEL CC 10—With motor board cut out to accommodate RC 10 or RC 30 Changer, and Type G Assembly

List Price both models.....$15.00

TABLE MODEL CABINET

Beautiful, hand-rubbed walnut finish cabinet, custom-built to accommodate Garrard assemblies. Luxuriously finished with rounded corners. Supplied with motor board, it is modestly priced for economical installations. Size: 17" wide x 15" deep x 11¾" high.

MODEL LC 1—With motor board uncut

MODEL LC 10—With motor board cut out to accommodate RC 10 and RC 30 Changers, and Type G Assembly

List Price both models.....$18.00

TYPE G STANDARD SINGLE RECORD PHONO ASSEMBLY

Similar in many respects to last year's enormously popular single record assembly, with one important exception—the motor has lots of added torque, for exceptionally free running and satisfactory performance. Any radio can be quickly and easily converted into a "Combination" with this assembly. The perfectly constructed motor runs silently, without vibration, and is fitted with Garrard's patented over-sized governor.

Equipped with Speed Regulator and fully Automatic Start and Stop. All that is required to start unit is to lift pick-up arm and exert a slight pressure to the right. After record has been played, the unit automatically comes to a complete stop, shutting off the current as it does so! No buttons to push or switches to throw.

The Type G Assembly "floats" in the cabinet when installed. Special spring mountings are included with every unit. Dimensions of the unit plate are 15" wide x 11¾" deep.

AC8G—AC MODEL, WITH CRYSTAL PICK-UP
100/130 volts, 60 cycles..**List Price $28.00**

UC5G—UNIVERSAL AC-DC MODEL, WITH CRYSTAL PICK-UP
100/130 volts and 200/250 volts,
25/60 cycles .....**List Price 38.00**

Model 201 TRANSCRIPTION MOTOR

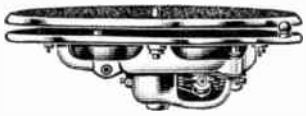

Utterly different in principle from most other units, this is not only the finest motor in the Garrard line, but the finest of its kind in the world. **Officially used by the British Broadcasting Company.** Capable of meeting the most exacting requirements. A slow speed motor of the self-starting induction type, fitted with patented Garrard Governor to insure perfect regularity. Motor is rubber mounted on a 12" plate. Speed regulator and indicator plate are integral parts of the unit plate. Speed regulator allows a wide range of speeds. Extra heavy rotor gives necessary torque for absolutely constant speed, free from "wows" and vibrations. Furnished complete with 12" turntable, the entire unit is ready for installation as supplied.

201-T—TWO SPEEDS, 78 r.p.m. and 33-1/3 r.p.m.
100/130 volts, and 200/250 volts,
40/60 cycles .....**List Price $40.00**

AUTOMATIC START-STOP SWITCH for 201 .....**List Price 1.50**

CONSOLETTE

This beautiful custom-built cabinet is built of solid walnut—selected grain wood—and is highly polished. Not only does it accommodate the record changer or record player, but it will hold a large quantity of record albums. Size: 20" wide x 15¾" deep x 30" high.

MODEL CM 1—With motor board uncut

MODEL CM 10—With motor board cut out to accommodate RC 10 and RC 30 Changers, and Type G Assembly

List Price both models.....$35.00

TYPE C UNIT ASSEMBLY ELECTRIC MOTOR



An unusually powerful unit, featuring Garrard's superb, silent motor. Phosphor bronze bushing bearings and fittings used throughout. Runs **silently,** with no vibration. Equipped with the **exclusive** fully Automatic Start and Stop. Unit comes to you set for 78 r.p.m., but speed regulator makes it capable of a wide range of speeds, to suit any musical requirement. Motor, Speed Regulator and Automatic Start and Stop Switch are all mounted in correct position on a handsome 12" bronze, polished plate. Installation is simplified because absolutely correct placement of all parts has already been done for you. Entire unit is ready for installation as supplied. It is simply slipped into motor-board cut-out, and is ready to operate. Maintenance has been reduced to an absolute minimum. Dimensions at widest points of mounting plate are 12¼" wide x 13¾" deep.

A8C—AC MODEL
100/130 volts, 60 cycles..**List Price $18.00**

U5C—UNIVERSAL, AC-DC MODEL
100/130 volts and 200/250 volts,
25/60 cycles .....**List Price 28.00**

TYPE D SPEED REGULATOR ELECTRIC MOTOR



Similar to Type C, except that it does not have mounting plate or automatic stop, for use where this is not essential. Incorporates all the advantages of an induction type motor over a synchronous type, such as self-starting, wide range speed regulation and powerful but regular running. Motor is fitted with phosphor bronze bushings and bearings throughout and has the patented, over-sized Garrard governor which insures perfect regularity and control. Totally enclosed type, and so designed that the possibility of interference with radio amplification has been eliminated. Comes furnished complete with all mounting hardware, speed regulator arm and plate, and 12" plush covered, bronze-finished turntable.

In the Universal model, the same connection is used for either AC or DC current. No need to change wiring or to use switches—particularly advantageous for AC-DC combinations.

A8D—AC MODEL
100/130 volts, 60 cycle..**List Price $13.50**

U5D—UNIVERSAL, AC-DC MODEL
100/130 volts and 200/250 volts,
25/60 cycles .....**List Price 23.50**

PERMANENT SAPPHIRE NEEDLES

Possibly the finest needle of its type available anywhere. The Garrard Sapphire Needle will play 2,000 records with minimum wear and scratch, and will last for two or three years of normal playing, giving excellent service throughout. Supplied with installation instructions.

Garrard Sapphire Needle.....List Price $1.50

CHROMIC NEEDLES

Excellent, long-playing, semi-permanent needles, especially designed for use with automatic record changers. Each needle will play ten records.

Garrard Chromic Needles .....Per Pkge. $0.15
(10 to a package)

APPLY FOR CONFIDENTIAL DISCOUNTS

Copyright by U. C. P., Inc.

AUDIODISCS

RED — YELLOW — BLUE

INSTANTANEOUS RECORDING BLANKS

Highest quality, machine-made Instantaneous Recording Blanks. "Acetate" coated on finest quality base material. Popularly priced and designed for all types of recording: Radio stations, recording studios, amateurs and home recordists.

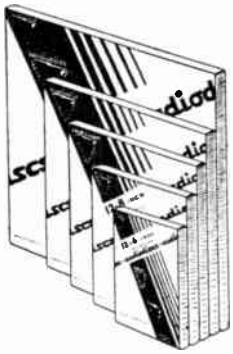

PHYSICAL PROPERTIES

UNIFORM COATING

AUDIODISCS' exclusive machine-coating process, unlike the usual dipping, spraying, or flowing processes, produces a smooth, flat surface free from swirls, waves, and "orange peel," uniform to within one-half a thousandth of an inch.

LONG STYLUS LIFE

Due to elaborate filtering and air-conditioned drying, the AUDIODISC coating is free from embedded abrasive material which may damage cutting styli and cause "clicks" and unpleasant surface noises in playing back.

CHEMICAL PROPERTIES

HOMOGENEOUS COATING

While other discs are coated to irregular thicknesses by successively applying layers of liquid material, AUDIODISCS are uniformly coated in one operation with a material of exclusive formula and by means of precision machines.

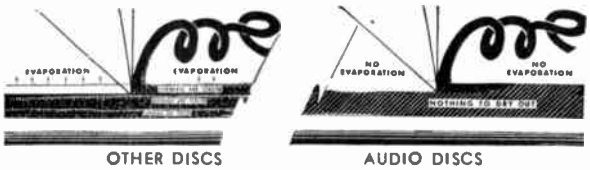

OTHER DISCS — AUDIO DISCS

WILL NOT DRY OUT

Unlike other discs which dry out and harden, a special curing process removes from AUDIODISCS the last trace of volatile constituents. After the disc leaves the factory nothing that can dry out remains in the material. Blanks made by this same process over four years ago, today still cut easily and play back perfectly.

UNIFORMITY OF PRODUCT

AUDIODISCS are manufactured by a unique, automatic, precision-machine process which guarantees consistent quality and makes possible adherence to the highest standards. AUDIODISCS are manufactured in U.S.A. under exclusive license from LA SOCIETE DES VERNIS PYROIAC, FRANCE.

SOUND PROPERTIES

SILENT BACKGROUND

Under correct cutting conditions there is not a whisper of background scratch to be heard from an AUDIODISC at normal playback volume. This silence is best obtained by using a perfect stylus and setting the cutting angle vertical as explained in leaflet entitled "Helpful Suggestions for Cutting" furnished with each package of AUDIODISCS.

LONG PLAYBACK LIFE

Under good playing conditions (a shadowgraphed needle, such as AUDIOPOINT No. 151, and a pickup with two ounces pressure) an AUDIODISC can be played back at least one hundred times with no noticeable increase in surface noise.

BRILLIANT FREQUENCY RESPONSE

While the easy cutting qualities of the AUDIODISC coating permit the recording of the full range of the best cutters, its tough nature keeps the pickup from mushing down minute modulations and results in brilliant "highs."

Type	Description	Base Material	Size (In.)	List Price Each	Std. Pkge.	Code Word
RED LABEL	Highest PROFESSIONAL quality recording blanks, "acetate" coated on thin, moderately flexible glass, providing even more perfect surface than aluminum. For lateral or vertical recording in broadcasting stations, sound and motion-picture studios, and all applications requiring the ultimate in disc perfection. Double sided, thickness approximately same as heavy aluminum discs. **Have three drive pin holes.** Shipped in re-usable wooden cases.*	Thin, Flexible Glass	10	$1.00	25	AwarD
			12	1.25	25	AplaD
			16	2.50	25	AgreD

Type	Description	Base Material	Size (In.)	List Price Each	Std. Pkge.	Code Word
YELLOW LABEL	Wide latitude, high quality instantaneous recording blanks, "acetate" coated on heavy gauge steel (small sizes) or on thin, moderately flexible glass (larger sizes). Popular-priced for use in radio recordings, voice and speech classes, demonstrations, sales talks, amateur and home recording. Double sided, standard thicknesses, have three drive pin holes, and paper labels. Shipped in cartons (steel base) or wooden cases (glass base).*	Steel	6	$0.40	12	DekrA
		Steel	8	.55	12	DilvA
		Steel	10	.80	12	DemkA
		Glass	10	.80	25	DemsA
		Glass	12	1.00	25	DoscA
		Steel	12	1.00	12	DerhA
		Glass	16	2.00	25	DelmA
BLUE LABEL	High quality instantaneous recording blanks "acetate" coated on steel bases. A standout value for home, school, or business recordings. Double-sided, labelled.	Steel	6	.30	12	DerbA
		Steel	8	.40	12	DtusA
		Steel	10	.55	12	DimcA

ALL PRICES SUBJECT TO CHANGE WITHOUT NOTICE

NOTE: Due to National Defense requirements for aluminum this material is no longer available for recording discs. Steel is becoming less available. AUDIO, therefore, developed a special glass base which makes possible production of discs with the finest sound and physical properties ever seen by the industry.

* In order for AUDIODISC customers to transport or ship safely small numbers (1 to 3) of glass base discs, a special double carton is available. Price (not subject to discount) 12"—$2.50 dozen; 16"—$3.00 dozen; 17¼"—$5.00 dozen plus transportation.

Copyright by U. C. P., Inc.

AUDIOPOINTS

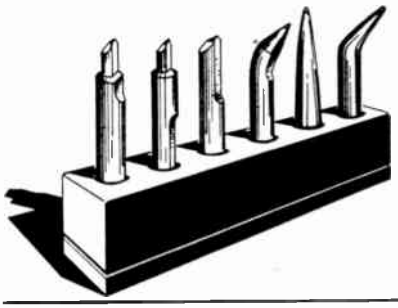

MICROSCOPICALLY MATCHED CUTTING AND PLAYBACK POINTS

Especially Designed for Use with Audiodiscs and Other Instantaneous Recording Blanks

The quality of sound obtainable from a recording blank can be no better than the points used in its cutting and playing. Our research has established a much-needed set of cutting and playing needle standards which, if adhered to, bring out the best qualities not only of AUDIODISCS but of ALL blanks. The following data explains why AUDIOPOINTS will solve your needle problems.

AUDIO CUTTING POINTS

Audio Cutting Points are available in several types and materials to give full range to the recordist's needs.

SAPPHIRE

Sapphire, though brittle and requiring careful handling, makes the finest cutting point. It takes a fine polish, has a low coefficient of friction and is extremely long wearing. Though more expensive, it is, in view of its long life and the fact that it can be repeatedly sharpened, the most economical of stylus materials. It is especially recommended for professional and master-recording work.

STELLITE

Stellite, an extremely hard metal alloy, cuts a groove comparable to a sapphire. Stellite styli are low in first cost, have good wear life and can be repeatedly sharpened.

STEEL

Where first cost is a major consideration, good steel points can be used. The groove is not as silent and shiny as that obtained with a sapphire but is, for many purposes, entirely satisfactory. Steels must be changed often and cannot be economically resharpened.

AUDIO PLAYBACK POINTS

Manufactured and checked to specifications which bear a practically ideal relationship to Audio Cutting Points. Audio Playback Points are made in several types and give best playback results and longest life to all records.

SAPPHIRE

The finest playback needle from every standpoint is the sapphire. One sapphire AUDIO-PLAYBACK POINT will play thousands of recordings and, when finally worn, can be resharpened. Care, however, must be used in handling to prevent breakage of the brittle point, as the jagged edge of a break will seriously score the record grooves.

STEEL

The most practical playback is the shadowgraphed steel needle. Steel AUDIO-PLAYBACK-POINTS will each play dozens of instantaneous recordings without damage to the grooves because they are shaped to match AUDIO-CUTTING-POINTS. They are shadowgraphed, highly polished, and wear-resistant.

Type	Description	Point Material	Shank Material	Type No.	Price	Code Word	Type
Cutting	Every sapphire and stellite is disc-tested for perfect cutting.	Sapphire	Dural*	14	$7.00	AcorD	Cutting
		Stellite	Dural*	34	2.00	AwarD	
	Diamond-Lapped	Steel	Steel	50	ea. .35 dz. 3.50	AvenD	
	Standard	Steel	Steel	51	dz. 2.75	AfrinD	
Playback	Microscopically MATCHED to characteristics of Audio cutting points, checked by shadowgraph.	Sapphire	Dural	113	6.50	AmorD	Play Back
	Shadowgraphed, for light pickups	Steel	Straight	151	100 .75	AbonD	
	For heavy pickups	Steel	Bent	154	100 .60	AvowD	
Resharpening	Exchange basis, no delay. Resharpened styli are disc-tested.	Sapphire	Cutting	14	2.35	AforD	Resharpening
		Stellite	Cutting	34	1.00	AvisD	

* Supplied in short shank with "flat" unless long and/or round shank are specified.

AUDIOPOINT PACKAGING—AUDIOPOINTS are packed in specially developed, convenient boxes. Cutting styli are given extra protection, each being set in a wooden block and the tip guarded with felt. Avoid sending styli in envelopes. Where this must be done be sure to mark "Hand-Stamp Only."

THE AUDIODISC CHIP CHASER

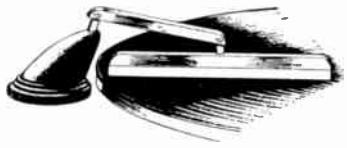

If you are a mike performer and own a recording machine, you probably have had to call for thread-brushing help when you wanted to record yourself singing, playing or talking. Now, with the AUDIODISC CHIP CHASER to control the thread, you can have complete privacy in your recording room.

Unharassed and unembarrassed you can create that hitherto unheard of novelty, the ONE-MAN RECORDING.

SIMPLE AS "A B C"

A. Set the AUDIODISC CHIP CHASER right beside the recording turntable with the wiper on the record.

B. Start the recorder, leaving thread worries to the CHIP CHASER.

C. Step up to the microphone and "be yourself."

Automatic—winds thread on center post. **Infallible**—works every time. **Universal**—fits any machine or turntable. **Self-Aligning**—flexible joints—no adjustments. **Easy to Install**—just set it beside turntable—no screws. **Convenient**—tips up out of way when not in use. **Beautiful**—adds professional dignity to ANY equipment. **Safe**—cannot scratch or in any way impair the recording. **Engineered** especially for use with AUDIODISCS.

(Can also be used with other records)

Price

For up to 12" turntable $4.50
For 16" turntable 5.25

A SOUND-RECORDING "MUST"

HOW TO MAKE GOOD RECORDINGS. Hundreds of recordists in every phase of the art of sound reproduction have asked for a book on this subject. Home recordists, teachers, musicians, even sound engineers who already have some acquaintance with disc recording, will find that the information it contains fills gaps in their knowledge.

To those uninitiated in the pleasures of the art, this book gives valuable advice. The subject matter, written in a non-technical manner, covers every phase of instantaneous disc recording from choosing the right equipment to having fun recording dramatic shows. A convenient glossary explains common recording terms.

An ideal gift for the recording enthusiast, this book is profusely illustrated with scores of photographs, charts, and drawings. Now in its second edition. It is a sound-recording **must.**

Price $1.25

ALL PRICES SUBJECT TO CHANGE WITHOUT NOTICE

Copyright by U. C. P., Inc.

"RECORDISC Snapshots In Sound"

INSTANTANEOUS RECORDING BLANKS

RecorDiscs are instantaneous recording blanks. A base material, bond, steel or aluminum, is carefully prepared for surface coating. Compounds, specifically developed for sound recording purposes, are soft enough to be cut by a stylus and yet durable enough to be instantly played back by steel shadowgraphed needles.

This surface coating is applied to the base disc in uniform thickness, with absolute consistency in quality and in such a way that a glass-smooth surface is secured. The compound must be free of all foreign particles in order to insure quiet, smooth-cut grooves, devoid of surface noise. These instantaneous recordings produce a wide frequency range and are comparable to fine commercial reproductions . . . vastly superior to commercial phonograph records.

SLOW-BURNING

Results obtained from our slow-burning compound are for all practical purposes substantially equal to those of the cellulose nitrate coatings. For home recording, slow-burning blanks are more than adequate. The RecorDisc Preserver Compound, when applied to the blank after it has been cut, vastly improves its reproduction qualities. No lubricant is required before recording. Our YELLOW and GREEN label blanks are slow-burning.

YELLOW LABEL Designed primarily for the home recorder fan, these discs are admirably suited to the average type of amateur transcription. Reasonable fidelity may be secured.

The base material, a paper composition specially selected for uniformity and flatness, is coated with our slow-burning surface compound. Approved by Underwriters' Laboratory. Priced to meet the most modest budgets. Available in 6½, 8 and 10 inch sizes.

GREEN LABEL Designed primarily for schools, colleges, conservatories, orchestras and the more advanced home recording enthusiasts. The base of our GREEN LABEL disc is a heavy gauge machined steel, carefully polished to insure smooth processing surface and critically inspected for flatness. Coated with our special slow-burning surface compound, each of these discs bears the Underwriters' Laboratory seal of approval. Available in 3 sizes, 6½, 8 and 10 inches.

CELLULOSE NITRATE

Exhaustive laboratory tests have established the fact that cellulose nitrate is the most suitable surface coating for instananeous recording purposes. It incorporates chemical qualities that enable the reproduction of truly brilliant tones. While the disc itself will not burn readily, the shavings produced in the cutting operation are inflammable. Cellulose nitrate is employed in the coating of our ORANGE and BLUE label discs.

ORANGE LABEL Our professional quality, inflammable cellulose nitrate composition surface coating is uniformly applied to our rigidly controlled processed band base, flexible and light in weight.

High fidelity transcriptions may be secured from this disc which is used extensively in broadcast stations and recording studios for test purposes. Available in 6½, 8 and 10 inch sizes.

BLUE LABEL These RecorDisc blanks are processed on heavy alloy metal base materials, carefully machined and inspected before final coating. Our finest grade of cellulose nitrate compound insures a mirror-like surface to this broadcast station quality blank. Painstakingly inspected before packaging. Available in 4 sizes, 6½, 8, 10 and 12 inches.

GRADE (color code)	LIST PRICES 6½ inches	8 inches	10 inches	12 inches
YELLOW LABEL	12½c	20c	30c	—
ORANGE LABEL	15c	25c	35c	—
GREEN LABEL	25c	35c	50c	—
BLUE LABEL	30c	40c	60c	90c

PACKAGING All RecorDisc blanks are inserted in individual, die-cut, protective envelopes and are packed as follows:

YELLOW LABEL	6 blanks to the carton	10 cartons to the case
GREEN LABEL	5 blanks to the carton	10 cartons to the case
RED LABEL	5 blanks to the carton	10 cartons to the case
ORANGE LABEL	5 blanks to the carton	10 cartons to the case
BLUE LABEL	5 blanks to the carton	10 cartons to the case
BROWN LABEL	5 blanks to the carton	10 cartons to the case

FIVE premium record albums, each with a ten record capacity, will be furnished FREE with each case of 10 or more cartons ordered.

NOTE: Critical shortages of base materials are anticipated. Priority ratings on aluminum have necessarily curtailed this supply for other than National Defense purposes. When available, quantities will naturally be limited to the supply on hand.

DEALERS: SELL RecorDiscs . . . the fastest moving and most profitable line of instantaneous recording discs.

AT A SMALL COST OF ONLY $15.27

YOU CAN START THE DISC BUSINESS ROLLING TODAY.

This RECORDISC PROMOTION KIT Contains:

I CARTON EACH OF THE FOLLOWING

1 carton of 6½ inch GREEN label discs
1 carton of 8 inch GREEN label discs
1 carton of 10 inch GREEN label discs
1 carton of 6½ inch BLUE label discs
1 carton of 8 inch BLUE label discs
1 carton of 10 inch BLUE label discs
1 carton of 6½ inch YELLOW label discs
1 carton of 8 inch YELLOW label discs
1 carton of 10 inch YELLOW label discs
1 carton of 6½ inch ORANGE label discs
1 carton of 8 inch ORANGE label discs
1 carton of 10 inch ORANGE label discs

List price (12 cartons) **$19.25**

Dealer's cost (less 33⅓%) **$12.83**

5 packages of SILVER SHANK playback needles
4 packages of RED SHANK playback needles
3 packages of SILVER SHANK steel styli
2 packages of GOLD SHANK steel styli
3 bottles of RECORDISC record lubricant
1 bottle of RECORDISC turntable lubricant

List price (accessories) **$9.25**

Dealer's cost (less 33⅓%) **$6.17**

The following items are included at NO CHARGE:

● 3 RECORD ALBUMS —1 of each of the following sizes: 6½ inch, 8 inch, 10 inch. ● 6 MAILING ENVELOPES —2 of each of the following sizes: 6½ inch, 8 inch, 10 inch. ● 100 BLANK RECORD LABELS. ● WOOD COUNTER DISPLAY FIXTURE. ● 20 x 24 inch mounted CONTEST DISPLAY POSTER. ● 14 x 20 inch WINDOW DISPLAY POSTER, mounted and easeled. ● 14 x 20 inch WINDOW BANNER. ● 100 CONSUMER folders. ● 100 FOLDERS of current CONTEST PROMOTION. ● 5 SALESMAN'S and OFFICE Catalogs.

ALL PRICES SUBJECT TO CHANGE WITHOUT NOTICE

Copyright by U. C. P., Inc.

THE RECORDISC CORP.

RECORDING ACCESSORIES

There are several factors to be considered in the process of instantaneous recording. We will not attempt to deal with the merits of the recording mechanisms, amplifying systems, or pickups, though obviously each of these plays an important part. We assume that the mechanical equipment employed is of a type deemed satisfactory for the purpose. From this point, it must be remembered that the quality of the finished product may be influenced by the materials employed.

★ RECORD PRESERVER

This lubricant, when applied to the freshly cut surface of the recording blank, not only cleanses and preserves the fresh surface, but lubricates the groove to a degree where the improvement in tonal qualities is readily discernible to the ear. List price, 2 ounce bottle 45c

★ TURNTABLE LUBRICANT

All moving mechanical parts of the recorder should be well lubricated as designated by the manufacturer of the recording equipment. Harsh, grating noises or hums are prone to appear in the recording. This RecorDisc lubricant is recommended for smooth operation of all parts subject to friction wear. List price, per jar 40c

★ RECORD CLEANING CLOTH

Specially selected for non-abrasive qualities. Recommended for even the most delicate acetate surfaces. List price 20c

★ BLANK RECORD LABELS

Standard size, 2¾ inch diameter, punched to fit all RecorDiscs, these blank labels are handy for replacement in cases where home recordings have been incorrectly labeled. Merely paste over in exact same position. List price ..... per 100, 50c

★ MAILING ENVELOPES

These RecorDisc mailing envelopes, made of heavy brown Kraft and lined with high test corrugated board, may be sent via Parcel Post or Express with absolute safety. Printed with provision for return address of sender.

For 6½ inch record, list price, each 10c
For 8 inch record, list price, each 12c
For 10 inch record, list price, each 15c

★ SAPPHIRE STYLUS

While this type of cutting needle represents a greater initial investment, it has the longest life and produces superior instantaneous recording. The specially lapped sapphire point cuts a clean shiny groove with the lowest surface noise. Ordinarily, these styli can be used for ten hours of recording time. In addition, they may be resharpened, periodically, as many as 15 times. Used extensively in professional recording as well as by the semi-professional and the advanced amateur. Packed in plush lined, individual jewel boxes. List price, each $6.00

Recordists are prone to attribute defects in transcription to the qualities of the recording blank employed. This is not necessarily true. While the blank plays an important part, it must be remembered that all the other factors involved do contribute to the finished result.

Cutting needles, or styli, may cause considerable variation. Inferior needles produce noisy and scratchy grooves. Equally, playback needles play a part in the quality of the final tonal reproduction.

★ SAPPHIRE PLAYBACK NEEDLE

In addition to the fact that these needles reproduce transcriptions with higher fidelity, they also last longer and produce the least wear on the recording. As many as 6,000 home recording blanks may be played back with a single needle. Packed individually in plush lined jewel boxes. List price, each $2.50

★ SPECIAL SAPPHIRE COMBINATION

One sapphire stylus and one sapphire playback needle, both packed in plush lined jewel box. List price $8.00

★ STELLITE STYLUS

Carefully machined, of a special metal alloy, these needles produce results almost as good as those obtained from the sapphires. Not as fragile as the more expensive sapphire styli, these needles are recommended for less experienced recording operators. Packed one to a protective card. List price, each $1.75

★ ALLOY PLAYBACK NEEDLES

Processed from a specially tempered metal alloy, these playback needles can be used for as many as 5,000 instantaneously recorded discs. Individually packed. List price $1.25

★ STEEL STYLI (Gold plated shank)

Recommended for home recording. While these needles will record with reasonably good quality, their life is usually no greater than 1½ hours. Beyond this point, surface noise becomes excessive. These needles cannot be resharpened. Packed 4 to a card.
List price ..... 4 for $1.00

★ STEEL STYLI (Silver plated shank)

These steel cutting needles have a recording life of approximately 1 hour. Packed in felt lined folder, 5 to the package.
List price ..... 5 for $1.00

★ STEEL STYLI (Hand lapped)

This grade of steel cutting needle has been carefully hand lapped for greater fidelity. Packed one to the protective card. List price 35c

★ RED SHANK PLAYBACK NEEDLES

Carefully shadowgraphed to fit the grooves of instantaneously recorded blanks, these needles are recommended for wide frequency response and a minimum of record wear. Packed 30 to the envelope. List price ..... per package 25c

★ SILVER SHANK PLAYBACK NEEDLES

Designed for acetate records but recommended for general use on all commercial records. Each needle plays up to 10 recordings. A fresh needle, however, should be used for acetate records after a commercial record has been played. Packed 50 to the envelope.
List price ..... per package 30c

ALL PRICES SUBJECT TO CHANGE WITHOUT NOTICE

Copyright by U. C. P., Inc.

DUOTONE *Needles*

FILTER POINT No. 610

The Filter Point needle is a newly developed needle which actually filters surface noise, yet retains the brilliance of your recordings. The highly polished and rounded point assures smooth movement in the record groove, reducing record wear to a minimum. The needles are hand picked and will play from 12 to 15 records without frequency loss or distortion. The specially designed point is guaranteed not to break when used with any type of record changer.

12 needles to pkge. 10c (100 pkgs. to a carton)
50 pkgs. to a display
35 needles to pkge. 25c (50 pkgs. to a carton)
50 pkgs. to a display
100 needles to pkge. 65c (25 pkgs. to a carton)

CHROMIUM No. 17

The Duotone Chromium needle is Duo Chrome plated to insure long life and minimum record wear. Ideally suited for use on record changers. Each needle has a highly polished surface, and is shadowgraphed. Being of a semi-permanent type, the Chromium needle avoids the necessity of constantly changing needles. Each needle is guaranteed to play at least 50 records, assuring a full evening of music without requiring a change of needle. Packed 5 to handy protective package.

Package of 5 needles 25c
(50 pkgs. to a carton)
25 pkgs. to a display card

TRANSCRIPTION No. 710

Transcription needles are individually shadowgraphed to insure each needle being perfect. They are especially designed to reduce record wear on home recordings and will give life-like reproductions when used on commercial or home records. This needle, because of its perfect point and fine frequency response, is extensively used by broadcasting stations, and recording studios. Economically packed for use in homes and studios.

12 needles to package 10c
(100 pkgs. to a carton)
50 pkgs. to a display
35 needles to package 25c
(50 pkgs. to a carton)
50 pkgs. to a display
100 needles to package 50c
(20 pkgs. to a carton)

DURPOINT No. 15

Permanent needle for home use. Will play over 3000 records without changing. Takes additional polish from the groove of the record thus minimizing record wear, and reducing surface noise. Because of this feature the Durpoint should not be removed from pick up until replacement is necessary. Packed individual cards.

Each $1.00
12 needles to a display card

CACTUS NEEDLES No. 18

Made from specially selected cactus thorns chemically treated to prolong life of point and assure quiet reproduction. Each needle may be re-sharpened many times. Can be used on record changers as well as ordinary phonographs. Especially recommended for use on records with high surface noise.

12 needles 35c
(50 pkgs. to a carton)
25 pkgs. to a display card

STEEL NEEDLES No. 16

Ideally suited for use on hand wound phonographs. Each needle will play about 2 records. Available in soft, medium, or loud tones. Packed 100 needles to package.

Package .....10c (50 pkgs. to a carton)

No. 19 "STAR" SAPPHIRE

Reproduces any type of record without surface noise yet maintains brilliant high frequencies. Finest quality gem, brightly polished for smooth riding in groove. Special design filters cut all noise and needle talk. Has flat on shank for easy insertion in pickup. May be removed if desired. Individually packed in beautiful lucite box. Ideal for dubbing.

Each $5.00
(12 to carton)

STRAIGHT SAPPHIRE PLAYBACK

A permanent needle with a flat on the shank allowing removal from, and insertion into pickup as required. The exceedingly high polish on the jewel eliminates the necessity for bending the shank. Will play approximately 5000 home recordings, or 2000 commercial recordings. Finest quality jewel assures natural tone reproduction and very low record wear. Especially recommended for use in light weight pickups. Packed in beautiful velvet lined box.

No. 13 Each $2.00
(12 to carton)

BENT SAPPHIRE PLAYBACK

The Duotone Bent Sapphire needle will play over 2000 records with a minimum of record wear and surface noise. The highly polished jewel point will reproduce your finest records with a tone value of unusual fidelity. Should not be removed from pickup. Packed in beautiful velvet lined box.

No. 14 Each $1.50
(12 to carton)

No. 104 CACTUS NEEDLE SHARPENER

A "fool proof" sharpener guaranteed to make a point the equal of a new one. Utilizes the turntable of your phonograph. Each disc has pointing and polishing sides, assuring a sharp smooth finish to the point. Emery disc will last for many months. Extra discs available 30c each at any dealer. Each $1.25

STEEL CUTTING STYLUS No. 8P

The ideal needle for use in homes by amateur record makers. With ordinary care will make a quiet, record of good quality, which can be played back many times. Will make approximately 15 to 25 10" records. Packed 4 to handy point protecting felt-lined package.

Package of 4 .....$1.00
Each ..... .25
25 pkgs. to a carton or display card

LAPPED STEEL CUTTING STYLUS No. 10

The hand-made lap on the cutting edge of the needle, makes a much smoother cut, thereby reducing surface noise and adding to the life of the needle. Especially recommended for making vocal recordings. Packed 5 needles to card; 10 cards to display—total 50 needles. Each 30c
Card of 5—$1.50

STELLITE CUTTING STYLUS No. 9

The stellite cutting stylus, with proper care, will make a record that compares favorably with a professional cutting. Its hand-lapped edge cuts a groove which assures a noiseless recording. Stellite stylii are recommended after some cutting experience has been acquired. The reduction in surface noise and the improved quality of the recording will be instantly noticeable, and will be well worth the difference in cost. Will cut approximately 500 6" records. Individually packed on cards.

Each $2.00
12 needles to a carton or display card

SAPPHIRE STYLUS No. 12

The sapphire Professional cutting stylus is the finest available. The cutting jewel is very highly polished and has a patented hand-lapped edge, which cuts and polishes the groove, making a record with the lowest surface noise. With proper handling will give 10-15 hours of cutting and can be resharpened many times.

DO NOT DROP. Packed in plastic container.

Each $5.50
(Resharpening—Each $3.00)

DURAL SHANK No. 11

This needle is similar to No. 12, and in addition is held to more exacting specifications, as established by leading engineers. Mounted in Dural shank. Packed in plastic container. Each $7.25

TRAILING NEEDLE No. 4

The only needle made which will play home recorded records on any type of phonograph, either electric or hand wound. The special bent shape reduces record wear to the absolute minimum.

12 Needles 10c
100 pkgs. to carton

Copyright by U. C. P., Inc.

DUOTONE *Needles*

The Miro Point Needle is the "low surface" specialist of the Duotone Line. Despite this fact it still brings out the highs in a manner never before attained by a needle of this type. Designed to play at least 1000 records the Miro Point is the outstanding needle in the field today.

EACH, list ..... $ .50
18 needles to display, list 9.00

LIFETONE

The Duotone Lifetone Needle was especially designed for use with record changers. Its brilliant performance coupled with low surface noise makes it ideal for this purpose. When properly used, it will give at least 4000 perfect playings, maintaining throughout its life the same bright reproductive qualities. Packed in beautiful plastic container.

EACH, list $1.50
12 to carton, list 18.00
12 to display, list 18.00

Duotone

200 DUOMATIC NEEDLES

Duomatic Needles are a real dealer item. This economical package offers the dealer the best value obtainable. 200 needles for $1.50. Also an excellent item for the regular record buyer. The handy tin provides a permanent receptacle for keeping the needles available at all times. Because of their non-breaking quality they are perfect for use on record changers.

	List
200 needles to tin	$1.50
5 tins to carton	7.50

DUOTONE DISPLAY CARDS

Are Available for the Following Needles

FILTER POINT

Number	List
610C—10c per pkg.—50 pkg. to carl	$5.00
625C—25c per pkg.—50 pkg. to card	12.50

TRANSCRIPTION

710C—10c per pkg.—50 pkg. to card	5.00
725C—25c per pkg.—50 pkg. to card	12.50

CHROMIUM

17C—5 needles to pkg.—25c, 25 pkg. to card	6.25

DURPOINT

15C—$1.00 each—12 needles to card	12.00

CACTUS

18C—35c per pkg.—25 pkg. to card	8.75

LIFETONE

20C—$1.50 per needle — 12 cards to display	18.00

MIRO POINT NEEDLE

21C—50 cents per needle—18 needles to display	9.00

STEEL CUTTING STYLUS

8C—$1.00 per pkg. of 4 needles—25 pkg. to display	25.00

LAPPED STEEL STYLUS

10C—$1.50 per pkg. of 5 needles—10 pkg. to display card	15.00

STELLITE STYLUS

9C—$2.00 per needle individually packed 12 needles to display card	24.00

DUOTONE RECORD PRESERVER

A newly developed fluid that helps make phonograph records (Victor, Columbia, Deeca, etc.) last much longer. Duotone Record Preserver not only cleans the record, but actually puts a thin protective coating on it. This coating protects the record against excessive wear and in addition enables the needle to glide smoothly, thus reducing surface noise. Packed in 12 2-oz. bottles to attractive counter display.

Cat. No. 105 ..... List 50c per bottle

DUOTONE RECORDING FLUIDS

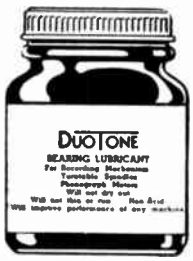

BEARING LUBRICANT

For Recording Mechanism, Turntable Spindles and Phonograph Motors.

Will not dry out—will not thin or run—Non-Acid. Will improve performance of any machine.

Cat. No. 103 ..... List 50c
12 Bottles to Carton $6.00

PRE-RECORDING FLUID

For use on the disc before cutting. When applied to the surface with a piece of soft cotton, it allows the needle to cut smoothly, thus reducing surface noise and needle wear. Will not harm ANY kind of coating.

Cat. No. 101 ..... List 50c
12 Bottles to Carton $6.00

HARDENING FLUID

For use on home recorded records after cutting. Apply to surface with piece of soft cotton, covering entire surface of record. Preserves groove structure and record life. Materially reduces surface tension. Restores original tone quality on older records.

Cat. No. 102 ..... List 50c
12 Bottles to Carton $6.00

Copyright by U. C. P., Inc.

Walco SAPPHIRE WALCO NEEDLES

WALCO SAPPHIRE PLAYBACK NEEDLES

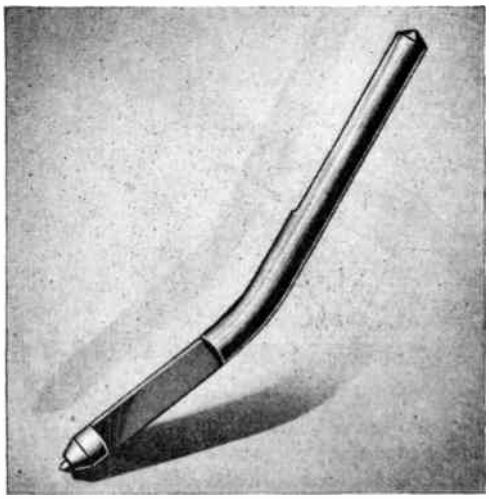

WN-50 BENT SHANK

Exclusive bent shank design for minimum surface noise and record wear. Favorite long-playing needle of record lovers everywhere. For use on pickups made prior to 1941 (having 2 to 4 ounce needle pressure). Hand-polished, microspected genuine sapphire tip. Duraluminum shank has special parallel lower flats eliminating needle "talk." Upper shank has flat for set screw assuring correct adjustment in pickup. Plays 2,500 records at 2½ ounces pressure, or 5,000 home recordings.

(Formerly $1.50 list price)

LIST PRICE ..... $1.00 each
NET PRICE ..... **.60** each



WN-55 STRAIGHT SHANK

FOR LOW-PRESSURE PICKUPS AND PROFESSIONAL USE

Adopted as standard equipment by many phonograph manufacturers, the WN-55 WALCO SAPPHIRE was expressly designed for use in lightweight (1½ oz. or less) pickups used on most 1941 model phonographs. Hand-polished genuine sapphire point, ground to exact specifications under microscopic inspection. Jewel is shaped to float in record groove eliminating record wear. Specially designed dural shank eliminates surface noise and needle "talk." Flat for set screw makes it possible to remove needle occasionally for inspection. More wear-resisting than all metal needles, this Walco Sapphire will play more than 10,000 records at one ounce pressure.

LIST PRICE ..... $1.00 each
NET PRICE ..... **.60** each

Also available without lower flats—Model WN-59

CASH IN WITH THESE ARRESTING SALES HELPS

COUNTER - DISPENSER CARD

This smart red and blue counter dispenser card holds 12 WALCO SAPPHIRE NEEDLES. Dealers report sales quadrupled! Let this silent salesman go to work for you!

NET **$7.20** each

LOTS OF 3 **$6.48** each

ATTRACTIVE EYE-STOPPING WINDOW CARDS

HANDY MAILING-SIZE CONSUMER LITERATURE FOR YOUR MAILINGS AND COUNTERS

ALL SUPPLIED FREE OF CHARGE

Copyright by U. C. P., Inc.

PRICES SUBJECT TO CHANGE WITHOUT NOTICE

Walco SAPPHIRE WALCO NEEDLES

WALCO CUTTING STYLI

Model WC-25
SAPPHIRE STYLUS

WALCO SAPPHIRE CUTTING NEEDLES are standard in all radio-recording studios for finest professional recording. Walco's PATENTED cutting edge has an exclusive feature providing far longer cutting life with unequalled hi-fidelity recording quality. Each stylus is hand-ground and polished under microscopic inspection and groove-tested to insure perfection.

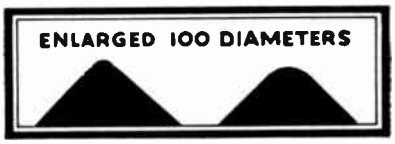

Ordinary Stylus WALCO Stylus

Above is a shadowgraph enlargement of an ordinary sapphire stylus and a Walco. Note the chipped edge and over-sharpness of the first cutter. Such a cutting edge will wear unevenly and soon becomes unusable. A perfect cutting edge must not be perfectly sharp, but slightly round on two dimensions.

Walco Sapphire Cutting Styli have a life of 10 to 25 hours, depending upon the characteristics of the record coating. Each cutter may be resharpened many times.

LIST PRICE	$5.00 each
NET PRICE	**3.00** each
RESHARPENING CHARGE	$2.00

Model WC-30
STELLITE (Alloy) STYLUS

WALCO STELLITE CUTTING NEEDLES are ideal for the professional and home recordist who must have the maximum in recording quality. This stylus is ground to the same shape and held to the same rigid specifications as the Walco Sapphire Cutting Needle. Its cutting characteristics are practically the same as the sapphire although its life is somewhat shorter. Cutting life 5 to 10 hours. Cannot be resharpened.

LIST PRICE	$1.50 each
NET PRICE	**.90** each

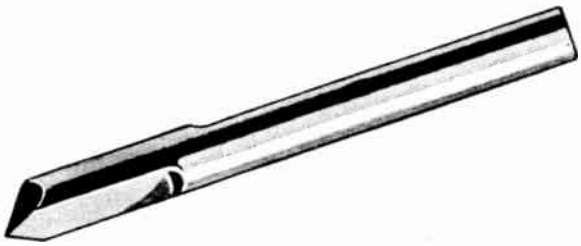

WC-20 STEEL STYLUS

WALCO STEEL CUTTING NEEDLES are manufactured from the finest hardened alloy-steel. Highly polished tip is ground to exacting specifications with uniformity guaranteed. Cutting life approximately 1 hour.

LIST PRICE PKG. 5	$1.00
NET PRICE PKG. 5	**.54**
LIST PRICE PKG. 1	.25
NET PRICE PKG. 1	**.15**

PRICES SUBJECT TO CHANGE WITHOUT NOTICE

Copyright by U. C. P., Inc.

CLARION-DYNAMIC NEEDLES



RECORDING

Precious Metal Alloy

A high grade recording stylus, for the advanced amateur and professional use. Electrically welded precious metal alloy tip, microscopically ground, and polished with diamond dust. Hand finished tip cuts round bottom groove for best possible results. Will cut approximately five hundred six inch records.

List $1.00

Stellite

This patented Stellite recording stylus, when used by the advanced amateur or professional, will give results closely approximating the finest Sapphire. Hand finished tip, cuts quiet round bottom groove. Will cut approximately five hundred six inch records.

List $1.25

Alloy Tool Steel

Made of the finest alloy tool steel, microscopically ground and polished with diamond dust. Recommended for amateur home use. Will cut approximately twenty-five six inch records.

List $ .25

Precious Metal Alloy

Precious metal alloy tip recording stylus, for the advanced amateur. A sturdy, long wearing, highly polished needle. Cuts a V bottom groove. Will make approximately three hundred six inch recordings.

List $ .50

PLAY-BACKS

Rigid Type

Semi-permanent, precious metal alloy tip, play back needle for home or commercial use. Rigid type, high fidelity. Will play more than four thousand records. Ideal for coin operated phonographs.

List $ .50

Flexible Type

Semi-permanent, flexible type play back needle, for home use on new light weight pick-ups. Reduces record scratch to minimum. Precious metal alloy tip, will play more than four thousand records.

List $1.00

Increase your sales with our New Counter Sales Builder. Twelve needle cards mounted on each display. Simulates a phonograph record.

Needles mounted on individual cards and enclosed in cellophane envelopes.

FLASH

Write for sample and quotations on our new "BELL-O-TONE" Play-Back Needle.

Clear as a "BELL" Tone Reproduction. A Flowing Point Needle.

Copyright by U. C. P., Inc.

HOWARD

RECORDING DISCS

• Metal Base • Long Life • Low Cost
• Flame Proof • Quiet Operation
• Listed by Underwriters' Laboratories

For highest quality semi-professional and home recordings, the reproduction from HOWARD discs will be a revelation, actually rivalling the tone and frequency response of commercially made records. Here are a few of the many features that make HOWARD outstanding:

1—Metal Base—The soft, permanently flat metal core absolutely eliminates warping. Provides a more sturdy recording that cannot be damaged as easily as paper or fibre core discs.

2—Type "C" Coating—An exclusive HOWARD development and the real reason for HOWARD superiority. Cutting needle makes clean, even grooves, a factor vital to quiet long-life recordings.

3—Reinforced Edges—A heavier coating on edges prevents cutting needle from digging into the metal core which dulls the needle and spoils the entire record.

4—Single Layer Coating—The fine grain Type "C" coating is of even liberal thickness (not in layers) and will not deteriorate with age.

5—Hardness Processed—All HOWARD discs are hardness processed for better reproduction of high frequencies and longer play-back life.

Howard Metal-Base Recording Discs are supplied five discs in an attractive album, constructed of heavy paper, with individual pockets for the discs, and "Title Lines" on front cover for quickly locating desired recording. Order discs in lots of five and obtain this handy album free.

QUALITY METAL-BASE DISCS

No. 6C—6½" Discs. Time, 2 minutes each side.....**20c List**
Album with five discs—$1.00 List
No. 8C—8" Discs. Time, 3 minutes each side.....**30c List**
Album with five discs—$1.50 List
No. 10C—10" Discs. Time, 4¼ minutes each side...**40c List**
Album with five discs—$2.00 List

ECONOMY DURO-BOARD DISCS

A new inexpensive disc having the same superior type "C" coating as used on Howard Metal-Base Discs. A punched special paper base known as Duro-Board is used, which retains a remarkable degree of flatness for discs of this type.
No. 6F—6½" Duro-Board Discs .....**10c List**
Five in a sturdy envelope—50c List
No. 8F—8" Duro-Board Discs .....**18c List**
Five in a sturdy envelope—90c List

HOWARD RECORDING NEEDLES

Highest quality cutting needles. Produce noise-free recordings having natural tone. **Type R-25,** Standard Needle, cuts 20 or more 6½" discs. **Type R-50,** Long-Life Needle, has Permo Metal Tip and cuts 200 6½" discs.

Type R-25—Standard Recording Needle, each.....25c List
Type R-50—Long-Life Recording Needle, each.....50c List
Individually Packaged

HOWARD PHONO NEEDLES

For brilliant, natural tone, and minimum wear on records, use HOWARD phono (play-back) needles. **Type 14 Standard Needles** are for either commercial or home recordings. **Type 17** is a special needle, designed for extra long life (1000 play-backs) and noise-free reproduction.

Type 14—Standard Phono Needle for Commercial and Home Recordings, pkg. of 25.....25c List
Type 17—Long-Life Phono Needle for Commercial and Home Recordings, each.....80c List

COUNTER DISPLAY

Howard recording discs and needles are sold from this handy counter display by all progressive dealers. Three sizes of discs, phono needles and recording needles are conveniently stocked for easy sales. An actual sample of the 6½" disc is mounted on the front of the display so that the quality of Howard Discs can actually be seen. Each display contains the following saleable merchandise:

Quantity		Retail Value
20 (4 pkgs.)	— 6½" Metal-Base Recording Discs	$4.00
15 (3 pkgs.)	— 8" Metal-Base Recording Discs	4.50
15 (3 pkgs.)	— 10" Metal-Base Recording Discs	6.00
6 pkgs. of 25	— Standard Phono Needles	1.50
6 Only	— Standard Recording Needles	1.50
	TOTAL RETAIL VALUE	**$17.50**

Found on counters and in the windows of all Howard Dealers

AMERICA'S OLDEST RADIO MANUFACTURER

Copyright by U. C. P.

NOTE: ALL PRICES ON THIS PAGE HAVE BEEN CHANGED. WRITE FOR NEW LISTING.

Radio TRIPLETT Testers

COUNTER OR PORTABLE TUBE TESTER—7" INSTRUMENT

This sensational new Tube Tester has a large six-inch scale RED DOT Lifetime Guaranteed Measuring Instrument. Filament voltages are provided in 20 steps from 1 to 110 and transformer connections are made for future tubes with voltages between these ranges. This continues Triplett's policy of providing every sensible anti-obsolescence feature, and accounts for the thousands of Triplett tube testers in use today although built four or five years ago.

Model 1612 has a fully balanced RMA circuit and leakage test for Cathode and Heater and inner elements, with shorts test between any two elements, check for open filaments, and any two elements, hot leakage check, separate section test of multi-section tubes, separate plate tests of diodes and rectifiers. Other features are the noise test jack, and a separate line voltage meter, essential for settings while tube readings are taken. Tests for all types receiving tubes including Miniatures, Loctals, Bantam Single Ends, Bantam Jr., new high voltage 117Z6, etc., gaseous rectifiers and ballast tubes. The customer reads the same tests on the GOOD-BAD illuminated scale of the oversize instrument. The illuminated speed roll chart is an outstanding feature. Thirty-six tubes are visible at one time. Entire chart can be rotated in less than 4 seconds. Easy to keep up to date. Auxiliary wall chart with frequent mailings as new tubes appear also provided. Has streamlined, beautifully finished seamless heavy steel case and panel with silver grey suede baked enamel finish and maroon and chrome fittings. Size is 15½" x 11⅝" x 6".

Model 1612—Code—TALOA—List Price ..... $44.75 Net Price..... $29.84

Model 1612

Model 1613—Portable Style

Model 1613 is a portable tester, same as the Model 1612, but has a detachable cover with attached handle. Cover is removable permitting use as a counter tester. Case size with cover, 15¾" x 11⅝" x 6½".

Model 1613—Portable Tester. Code—TASSE. List Price..... $52.25 Net Price..... $34.84

Model 1604

NEW 25,000 OHMS PER VOLT SET TESTER

A New Sensational Set Tester—Triplett quality-made—with features that give the serviceman everything he will want.

D.C. VOLTS—0-10-50-250-500-1000-2500 at 25,000 ohms per volt. A.C. VOLTS—0-10-50-250-500-1000-2500 at 1000 ohms per volts. DIRECT CURRENT—0-50 Microamperes; 0-1-10-50-250-500 Milliamperes; 0-1-2-20 Amperes. RESISTANCE—0-500 Low ohms, shunt type circuit; 0-20,000 and 0-200,000 ohms, 2 and 20 Megohms, series type circuit. CONDENSER TESTER—Ranges for capacity checking, .001 to 30 mfds. Electrolytic leakage test. FREE POINT TESTER—Makes all series and parallel meter connections. DECIBEL METER—Special chart provides Decibel readings against volts from minus 20 to plus 55. LARGE MODERNISTIC INDICATING INSTRUMENT with RED DOT Lifetime Guarantee against defects in materials or workmanship. The patented ohmmeter zero adjustment is unique in this tester. There is but one adjustment for all resistance ranges. PLUG-IN-RECTIFIER — Simplifies replacement in case of accidental damage. Case is heavy steel with black suede baked enamel finish, 14½" x 7⅝" x 4½". Leather strap handle. Black, silver and red etched panel.

Model 1604—Complete with all accessories. Code—TATEX. List $74.75..... Net $49.84

WIDE-RANGE SIGNAL GENERATOR — MODEL 1632

Model 1632 wide-range Signal Generator provides continuous coverage of standard broadcast ranges; as well as the new high frequencies for frequency modulated and television receivers. **CONTINUOUS FREQUENCY COVERAGE** from 100 Kc. to 120 Mc. on 10 bands . . . All frequencies fundamentals. **METERED OUTPUT** to multiplier and attenuator. **HETERODYNE DETECTOR** is incorporated. Permits checking the oscillator, or beating with another oscillator, without a receiver. **OUTPUT AVAILABLE AT END OF CO-AXIAL CABLE.** Minimizes losses and disturbance to circuit under test. **PROVISION FOR EXTERNAL MODULATION** at audio or radio frequencies. **VOLTAGE REGULATOR TUBE** . . . regulates voltage for the oscillator. Improves stability. **PERMEABILITY ADJUSTMENT AND TUBULAR AIR-TRIMMER CAPACITORS** are used throughout for increased accuracy and stability of calibration. **LOW RESISTANCE COPPER SHIELDING** and low-loss construction. Coil and trimmer assemblies and condensers shielded to minimize radiation of the unmodulated radio frequencies. **POSITIVE VERNIER DIAL TUNING** control . . . no backlash. **ACCURACY AND STABILITY** beyond anything before demanded in the test field. **STREAMLINED METAL CASE** with attractive rolled-edge design. Size is 15" x 9" x 6¾". Silver-gray suede electro-enamel finish. Snap-away handle. Beautiful three-tone panel, maroon background gray and white trim. Model 1632. Complete with accessories. A.C. operated. Code—TACIX

List Price $119.75.....U. S. A. Dealers Net Price $79.84

Model 1632

Model 1631

MODEL 1631 SIGNAL GENERATOR

Model 1631 is an outstanding ELECTRONIC FREQUENCY MODULATED Signal Generator for extreme accuracy. TRIPLE SHIELDING eliminates the most negligible leaks. COVERS 100 KC. TO 30 MC. IN SIX RANGES. Each coil is individually calibrated and tracked for linearity over the entire range. A continuously variable attenuator of the pad type offers steps from zero output to full output. FREQUENCY MODULATION is continuously variable from 5 Kc. to 40 Kc. Either CW, 400 cycle internal or external modulation. Can be used with Cathode Ray Oscilloscopes without separate frequency modulator. Metal case is 14½" x 7⅝" x 4½", black suede electro enamel finish. Snapon metal cover. For 60 cycle A. C. operation. Model 1631, Complete with Accessories. Shipping weight 30 lbs. A.C. operated.

Code—TRABB

List Price $82.50.....U. S. A. Net Price $55.00

Copyright by U. C. P., Inc.

NOTE: ALL PRICES ON THIS PAGE HAVE BEEN CHANGED. WRITE FOR NEW LISTING.

Radio TRIPLETT Testers

A.C.-D.C. POCKET VOLT-OHM-MILLIAMMETER

Model 566-H

Just the instrument for A.C.-D.C. voltage, direct current and resistance analyses. This handy Pocket Volt-Ohm-Milliammeter reads to 5000 volts without external multipliers. Has selector switch for all instrument readings. Molded case and panel, completely insulated. A.C.-D.C. Voltage at 1000 ohms per volt 0-10-50-250-1000-5000; D.C. Milliamperes 0-10-100-500; Resistance—0-300 ohms (shunt type circuit) 10 ohms reading at center scale; 0-250,000 ohms (series type) 3700 ohms at center scale. Higher resistance measurements are available by using external batteries. Black molded panel and case, completely insulated. Handy pocket size 3 1/8 x 5 7/8 x 2 1/8" deep. Complete with self-contained battery and special test leads with pee wee clips.

Model 666-H—Code—TRAIB. List $21.75 ..... Net $14.50

MODEL 666

Model 666 Pocket Volt-Ohm-Milliammeter is the same as Model 666-H but has the following ranges: A.C.-D.C. Volts 0-10-50-250-500-1000 at 1000 ohms per volt; 0-1-10-50-250 D.C. M.A.: Low Ohms ½ to 100; High Ohms to 250,000.

Model 666—Code—TRYMA *4. List $21.00 ..... Net $14.00

Attractive leather carrying case, Model 669, available.

List $5.50 ..... Net $3.67

Plug-in type external 0-25 D.C. Amp, shunt for Model 666 or 666-H.

List $3.00 ..... Net $2.00

MODEL 696 BATTERY TESTER

Model 696

With the Model 696, all dry batteries may be checked under their proper loads, quickly and easily.

Eleven selector switch settings enable actual INDIVIDUAL LOAD TESTS for 1½, 3, 4½, 6, 7½, 9, 22½, 45, 67½, 90 and 135 Volt batteries. In addition to battery testing, the Model 696 can be used as a sensitive voltmeter to check on NINE D. C. VOLTAGE ranges at 1000 ohms per volt. Ranges of 2-4-8-10-25-50-75-100-150 volts. Simply changing the position of the toggle switch control permits use of the unit as a battery tester or as a sensitive voltmeter.

Pocket-size black molded case, 3 1/8" x 5 7/8" x 2 1/8". The metal panel is gray with black markings. Has a RED ● DOT LIFETIME GUARANTEED 3-inch indicating instrument, Model 696. Complete with leads.

List Price $11.75 ..... U. S. A. Dealer Net Price $7.84

CASES FOR 600 SERIES LITTLE TRIPLETTS

Attractive leather carrying case for any 600 Series Little Triplett tester. Has leather handle. Holds tester and accessories.

List Price $5.50 ..... Net Price $3.67

Leatherette covered carrying case with individual compartments for any three Little Tripletts also available. Has a separate compartment for accessories. Size 10½" x 8½" x 3½".

List Price $3.75 ..... Net Price $2.50

MODULATION MONITOR



1696-A

Model 1696-A is easy to use. Plug it into your A. C. line—make simple coupling to the transmitter output and the monitor shows: FIRST—CARRIER REFERENCE LEVEL (only one adjustment for operating calibration.) SECOND—PER CENT OF MODULATION on specially designed high speed meter (Fast Upswing of meter pointer; Slow Downstroke.) THIRD — INSTANTANEOUS NEON FLASHER (no inertia) indicates when per cent of modulation has exceeded your predetermined setting. Setting can be from 40 to 120 per cent. Peaks of very short duration are instantly detected. Balance control permits interchangeability of tubes. Maximum efficiency from 100 to 130 volts, 50 to 60 cycle A. C. line. Use of the Monitor assists in complying with FCC regulations. Convenient switch permits reading of positive or negative peaks. Two RED ● DOT Lifetime Guaranteed Triplett instruments. Modernistic metal case, 14½" x 7⅝" x 4½", with black suede electro enamel finish. Black and white panel. Blends with standard amateur equipment in appearance.

Model 1696-A—List Price $52.25 ..U.S.A.Amateur's Net Price $34.84

FOR RACK PANEL MOUNTING

Also available as a rack panel mounting unit. The monitor is mounted in a heavy steel panel, 19" x 10½", with black wrinkle finish.

List Price $54.25 ..... U.S.A. Amateur's Net Price $36.18

LITTLE TRIPLETTS—A MATCHED LINE

Model 670

THE "LITTLE TRIPLETTS" comprise a series of matched instruments available in single units or in combination to answer every servicing or electrical analyzing problem. Completely self-contained. All incorporate large three-inch Triplett instruments with long scales having the RED ● DOT Lifetime Guarantee against defects in materials or workmanship. Red molded cases, 3 1/8" x 5 7/8" x 2 1/8". Panels are ivory with red markings and trim.

MODEL 670 A. C. AMMETER

This handy little tester has wide uses in countless fields. A self-contained current transformer permits measurements on these ranges: 0-1; 0-2.5; 0-5; 0-10; 0-25 A. C. Amperes. (For use on 60 cycles).

List Price $13.50 ..... Net Price $9.00

MODEL 671 A. C. MILLIAMMETER

Permits complete A. C. Milliamperes measurements on five ranges. Invaluable for radio servicing, laboratory and experimental work. Ranges: 0-5; 0-10; 0-25; 0-50; 0-100; 0-250; 0-500; 0-1000 A. C. Milliamperes.

List Price $13.50 ..... Net Price $9.00

MODEL 672 A. C. VOLTMETER

A three-range A. C. Voltmeter particularly adapted to testing of electric appliances, motors, etc. The three ranges are those in which there is the most need for measurements: 0-150; 0-300; 0-750 A. C. Volts. **List Price $13.50 ..... Net Price $9.00**

MODEL 673 A. C. VOLTMETER (Rectifier Type)

This rectifier type A. C. Voltmeter is used most in circuits where a limited amount of power is available. Also fine for output measurements in conjunction with a condenser. Ranges: 0-5; 0-10; 0-25; 0-50; 0-100; 0-250; 0-500; 0-1000 A. C. Volts.

List Price $13.50 ..... Net Price $9.00

MODEL 674 D. C. AMMETER

For Direct Current measurements in five ranges from a fraction of an ampere to 25 amperes. No external shunts required. Everything self-contained. Ranges: 0-1; 0-2.5; 0-5; 0-10; 0-25 D. C. Amperes.

List Price $13.50 ..... Net Price $9.00

MODEL 675 D. C. MILLIAMMETER

Eight D. C. Milliampere ranges that cover all the needs in radio servicing, experimental work and checkup in many other fields. Ranges: 0-1; 0-5; 0-10; 0-25; 0-100; 0-250; 0-500; 0-1000 D.C. Milliamperes. **List Price $13.50 ..... Net Price $9.00**

MODEL 676 D. C. MICROAMMETER

Self-contained shunts for five D. C. Microampere ranges. External resistors can be used for highly sensitive voltmeter readings at 20,000 Ohms per Volt. Ranges: 0-50; 0-100; 0-250; 0-500; 0-1000 D. C. Microamperes. **List Price $13.50 ..... Net Price $9.00**

MODEL 677 D. C. VOLTMETER

A 10-range D. C. Voltmeter with sensitivity of 1000 Ohms per Volt. All resistors self-contained. Ranges: 0-1; 0-2.5; 0-5; 0-10; 0-25; 0-50; 0-100; 0-250; 0-500; 0-1000 D.C. Volts at 1000 Ohms per Volt. **List Price $13.50 ..... Net Price $9.00**

MODEL 678 OHMMETER

An ohmmeter with self-contained batteries for readings from .2 Ohms to 10 Megohms. Ranges: 0-1000 Ohms (10 Ohms Center Scale); 0-10,000 Ohms (100 Ohms Center Scale); 0-100,000 Ohms; 0-1 Megohm; 0-10 Megohms. **List Price $13.50 ..Net Price $9.00**

FLEXIBLE VIBRATOR TESTERS



MODEL 1672

COMPLETE TESTING facilities for all standard 6-volt vibrators, as used in automotive and home battery radio receivers. THREE-SCALE DIAL . . . 0-10 Volts scale shows input voltage to vibrator for start or running tests . . . Two-zone, two-color merit scale shows vibrator condition as GOOD or BAD . . . 0-100 scale permits inter-comparison of vibrator output under standardized input conditions. ADVANCED CIRCUIT developed with cooperation of leading vibrator engineers. Uses standardized 5000 Ohms - 8-Mfd. load. SPEED ROLL CHART with listing of key settings. Assures quicker operation. FUSED AGAINST SHORTED VIBRATORS. ANTI-OBSOLESCENCE DESIGN Included in accessories is an adapter with leads with which it is possible to check new vibrators without waiting for instructions from the factory. Individual switches for each element afford another safeguard against obsolescence. STREAMLINED METAL CASE with blue-gray suede electro-enamel finish; 14½" x 7⅝" x 4½". Complete with accessories.

List Price $44.75 ..... U. S. A. Dealer Net Price $29.84

PUSH-BUTTON MODEL 1671

Model 1671 has the same circuit and features of Model 1672, but it is push-button operated.

List Price $59.75 ..... U. S. A. Dealer Net Price $39.84

Copyright by U. C. P., Inc.

NOTE: ALL PRICES ON THIS PAGE HAVE BEEN CHANGED. WRITE FOR NEW LISTING.

Radio TRIPLETT Testers

VOLT-OHM-MILLIAMMETERS

Model 1200-E

25,000 OHMS PER VOLT D.C. measurements and resistance readings to 40 megohms with this new super sensitive Volt-Ohm-Milliammeter. Instrument reads D.C.: 10-50-250-500-1000 volts at 25,000 ohms per volt; 0-50 microamperes; 1-10-50-250 milliamperes; low ohms, back-up circuit, ¼ to 1000; 40,000 ohms, 4 and 40 megohms; A.C. 10-50-250-500-1000 volts.
Has two RED DOT Lifetime guaranteed instruments, A.C. and D.C., in tilting type twin case. Switch contact error less than ½% on milliamperes. No error on voltages. Resistance measurements have individual zero adjustments. Selector switch for all readings. Contains 22½ and 1½ volt batteries. Shpg. wt. 10 lbs.

1200-E Unit— Code—TWARB
List $38.75.....Net $25.84

Model 1200-A—Same as 1200E but reads as follows: D.C. 10-50-250-500-1000 volts at 2000 ohms per volt; 1-10-50-250 M.A. low ohms, backup circuit, ½ to 500; 1500 ohms, 1½ and 2 megohms. A.C. 10-50-250-500-1000 volts. Shpg. wt. 10 lbs.

1200-A Unit— Code—TRITE
List $32.75.....Net $21.84

Model 1200-C—Same as 1200-A but with 5000 ohms per volt D.C. suitable for AVC checking; 250 microamperes, and 7½ megohms scales. Shpg. wt. 10 lbs.

1200-C Unit— Code—TRFFA
List $34.25.....Net $22.84

SIGNAL GENERATORS

Model 1232-A

New improvements in these Signal Generators answer the demands for reasonably priced service instruments with performance approaching that of precision laboratory equipment. Model 1232-A is for 110 volts, 60 cycles operation. Its features include: **Triple Shielding**—A new assurance of satisfaction. Top panel is insulated from R.F. Main wiring is beneath double shielded panel. Coils and the band switch are individually shielded. **Improved Attenuation Zero for all practical purposes. Large Dial Opening 180°**—Improves readability. Scale is 345°. Dial is direct geared, permitting quick and accurate settings. **Six Bands** cover frequencies from 115 KC to 30.5 MC. All frequencies are fundamental. **Line Filter**—Filters RF between oscillator and the line. **Six Trimmer Calibrated Coils**—For accuracy well within servicing requirements on all **bands. 400 Cycle Audio Note**—obtained from panel jacks. **Improved Band Selector Switch**—for added convenience. Low loss switching. All parts low capacity. **Model 1232-A** (A.C. Operated). Complete with accessories.

Code—TAPET *18
List $44.75.....Net $29.84

Model 1231-A—Same as 1232-A but battery operated. Uses standard Eveready 22½ V (X-163) Burgess (A-15-ST) and three flashlight cells (Eveready 935). Replacements may be readily obtained. Complete with batteries and accessories.

Code—TARDI *15
List $41.25.....Net $27.50

TUBE TESTER

Model 1213

Checks all receiving tubes quickly and conclusively including Loctal, Miniature, Bantam Jr., high voltage 117Z6, etc., gaseous rectifier types and ballast tubes. Provision for future tubes, with filament voltages ranging from 1 to 110. Has fully balanced RMA approved circuit. Separate plate tests on diodes and rectifiers. Neon shorts test shows slightest inter-element shorts and leakages. Results show directly on the three-color GOOD-BAD scale of the RED DOT guaranteed instrument. Separate line voltage control meter, essential for making adjustments while testing. Hinged card index type tube chart is a unique development. Attached under spring clips in cover, or can be removed and fastened on wall. Sections replaceable. See case description below.
Model 1213 Code—TAMOT *14
List $33.00.....Net $22.00

1200 SERIES CASES

1200 Series Cases are metal with brown suede baked enamel finish, 7⅞" x 6½" x 5⅝". Attached leather strap handle. Modernistic durable panels are in new three-tone design.

VACUUM TUBE VOLTMETERS

Model 1252

Self-calibrating developments plus the advantages of the tube on the end of the cable make Model 1252 the ideal instrument for high frequency measurements. Any A.C. or D.C. impulse of low magnitude can be checked easily and quickly without current drain. Ranges are 3-15-75-300 volts. The input capacity is less than six micromicrofarads. Input resistance is 10 megohms on A.C. Model 1252 is self-calibrating, an exclusive development in Triplett Vacuum Tube Voltmeters. This self-calibrating feature is automatic and controlled by the tube bridge circuit developed by Triplett engineers. Adjusting the bridge at the zero level insures exact calibration independent of tube emission values, or when replacing tubes.
RED DOT Lifetime guaranteed twin instrument, tilting type, has separate D.C. movements. The galvanometer indicates when the bridge is in balance. The other is a four-range voltmeter with scales reading in peak A.C. and D.C. volts.

Model 1252—60 cycle, A.C. 115 V. Code— TAPON *20
List $72.50.....Net $48.33

Model 1251 — Self-Calibrating Vacuum Tube Voltmeter is the same as Model 1252, but the tube is mounted inside the case, rather than on the cable.

1251 Unit— Code—THEKA
List $71.50 Net $47.67

TELEVISION AND HIGH VOLTAGE TESTER

Model 1280

Ranges to 10,000 volts. Metal contacts and instrument parts are removed a minimum of one inch from the sides of the case. Prods attached to test leads are inserted through holes in the top panel to the contacts in the subpanel beneath. Test leads, three feet long, tested to 25,000 volts breakdown, are used. Posts are provided on the panel for grounding the metal case, the surest precaution against bodily injury at the high voltage.
Tests A.C. and D.C. volts in steps of 2500 and 10,000 volts; D.C. Microamperes in steps of 50, 500 and 5000. Meter sensitivity is 25,000 ohms per volt for D.C., and 5000 ohms per volt for A.C.
This tester is equipped with the RED DOT Lifetime guaranteed 4" instrument in bakelite case, which is also mounted beneath the front panel, and is easily read through the large window opening in the panel. Accessories include a pair of special high-tension cables with prods on one end and alligator clips on the other end.

Model 1280—Code—TANIA. **List $47.25.....Net $31.50**

MODEL 1220-C FREE POINT TESTER

For those who use the free point method of testing, Triplett has available an up-to-the-minute Free Point Tester Model 1220-C. Sockets to accommodate all current type receiving tubes are incorporated on the etched panel—including local and miniature. All series and parallel meter connections are made through the six sockets which have standard RMA markings.
Model 1220-C—Code—TRICH *10. List $20.00.....Net $13.34
Loctal, Miniature, Bantam Jr. and Midget Adapters, $2.50 List extra, each. ($1.67 Net).

AUTOMATIC VOLT - OHM - MILLIAMMETER

Model 1200-F

Push-button switching by a new, simpler way makes the Model 1200-F an entirely automatic Volt-Ohm-Milliammeter with maximum speed and minimum switching. Only one button need be pressed for any range and test setting.

D. C. VOLTS 0-10-50-250-500-1000 at 25,000 Ohms per Volt. **A. C. VOLTS** 0-10-50-250-500-1000 at 1000 Ohms per Volt. **D. C. MILLIAMPERES** 0-1-10-50-250. **D. C. MICROAMPERES** 0-50 (through separate jacks.) **RESISTANCE** 0-1000 Low Ohms, shunt type circuit; 0-300,000 Ohms; 0-3 and 0-30 Megohms, series type circuit. Self-contained batteries for all ranges. **OUTPUT READINGS** available on A. C. Voltage ranges, through a built-in ½ Mfd. condenser.

This is the first tester on which only one button need be depressed to make any test. Buttons of different color for A. C. and D. C. Voltage, Current and Resistance ranges.

RED ● DOT LIFETIME GUARANTEED INSTRUMENT, rectifier type. Guaranteed for all time against defects in materials or workmanship. Instrument is modernistic four-inch rectangular type with extra-long readable scales.

PLUG-IN RECTIFIER—Simplifies replacement in case of accidental damage. Rectifiers are pre-calibrated and thoroughly impregnated after incorporation in a small molded case.

ATTRACTIVE METAL CASE with rich brown suede enamel finish, 7⅞" x 6½" x 5⅝". Attached strap handle for convenience in portability. Snapon cover has elastic strap inside for carrying accessories and instructions. Striking three-tone panel in brown, tan and red. Approximate shipping weight 13 lbs. Model 1200-F. Complete with all accessories.

List Price $41.75.....U. S. A. Dealer Net Price $27.84

Copyright by U. C. P., Inc.

NOTE: ALL PRICES ON THIS PAGE HAVE BEEN CHANGED. WRITE FOR NEW LISTING.

Radio TRIPLETT Testers

FLEXIBLE TUBE TESTER

Model 1620

This sensational new Triplett counter model has every facility that could be desired including anti-obsolescence design; a new highly flexible switching system; unsurpassed beauty and customer appeal.

Every precaution is taken to provide facilities for testing tubes in the event of future changes . . . Individual connections for each tube element as well as a spare socket . . . Even in case of unanticipated radical changes in tubes, this tester need not be discarded, nor will expensive remodeling be required . . . This is made possible by the four separate panel sections, (socket, meter, roll chart, switching and power supply) which can be entirely replaced by anyone at nominal cost with a trade-in allowance for the old section.

FLEXIBLE SWITCHING, new lever-type, gives individual control for each tube prong. This also takes care of roaming elements, dual cathode structures, multi-purpose tubes, etc. Simply set the switch according to instructions appearing above each lever on the roll chart. Only three lever switch settings required for most tubes.

CONCLUSIVE TESTS of all present receiving tubes. Tests Gaseous Rectifier tubes and has improved Ballast Tube continuity test. Noise test jack incorporated. Fully balanced RMA approved circuit. **FILAMENT VOLTAGE SWITCHING** from 1.1 to 110 to take care of present and future tubes with filament voltage up to 117-volt types.

NEON SHORTS TEST. Separate plate tests on diodes and rectifiers.

SEPARATE LINE VOLTAGE METER permits constant observation and adjustment for line fluctuation.

SPEED ROLL CHART simplifies testing. It can be spun from one end to the other in less than four seconds.

RED ● DOT LIFETIME GUARANTEED 7" indicating instrument has long 6" Direct Reading GOOD-BAD scale in colors. The wood case is of graceful proportions; with natural finish. Socket and switching panels are sloping with brown-tan background and ivory sockets, knobs and markings. Polished metal chrome trim with in-laid color. Case size is 18½" x 10¾" x 6¾".

Model 1620. For 60 cycles, 110 volts.

List Price $56.75..U. S. A. Dealer Net Price $37.84

PORTABLE TUBE TESTER

Model 1621

Model 1621 is a counter or portable Tube Tester similar to Model 1620 described in first column. It comes in a smaller more readily portable case. Has 4" square RED ● DOT Lifetime Guaranteed Indicating Instrument with GOOD-BAD scale. Otherwise features are the same as Model 1620.

Model 1621, for counter use only, less carrying case. Size 12½" x 7" x 10".

List Price $52.25..U. S. A. Dealer Net Price $34.84

CARRYING CASE

Snappy two-tone tan tweed airplane type case. Purple plush lining. Heavy rubber feet on bottom of tester fit in holes in case to hold it in place.

List Price $7.50..U. S. A. Dealer Net Price $5.00

ULTRA-SENSITIVE V-O-MA.

Model 1600-E

A new impressive tester with 25,000 Ohms per Volt D. C. sensitivity. Furnished in two styles —for panel mounting, or portable use.

D. C. VOLTS 0-10-50-250-1000 at 25,000 Ohms per Volt. **A. C. VOLTS** 0-10-50-250-1000 at 1000 Ohms per Volt. **DIRECT CURRENT** 0-50 Microamperes; 0-1-10-50-250-500 Milliamperes.

RESISTANCE ½ to 500, Low Ohms, shunt type circuit; 20,000 and 200,000 Ohms; and 2 and 20 Megohms, series type circuit. **RED ● DOT LIFETIME GUARANTEED** 7" Instrument. **STREAMLINED CASE** is maroon and the panel is ivory with maroon trim. Size is 15" x 9" x 4".

Model 1600-E, complete with batteries for all but 20 megohm range, and all accessories, in case.

List Price $38.25..U. S. A. Dealer Net Price $25.50

Model 1600-E for panel mounting, less case. Otherwise same as above. Panel size is 15" x 9". With leads.

List Price $31.50..U. S. A. Dealer Net Price $21.00

COMBINATION TESTER

Model 1183
Three Testers in One — Volt-Ohm-Milliammeter, Tube Tester and Free Point Tester.

A. C.—D. C. VOLTS 0-10-50-250-500-1000 D. C. at 10,000 Ohms per Volt; A. C. at 2,000 Ohms per Volt. **D. C. MILLIAMPERES** 0-1-10-50-250. **RESISTANCE** 0-500 low Ohms, shunt type circuit; 0-15,000 Ohms; 0-1.5 and 15 Megohms, series type circuit.

CONCLUSIVE TUBE TESTING. Approved RMA circuit. Employs the same operating controls as Models 1620 and 1621.

RED ● DOT LIFETIME GUARANTEED 4" indicating instrument has an all-time warranty against defects in materials or workmanship.

COMPLETE FREE POINT TESTER makes all series and parallel meter connections. Has sockets for all tubes; (plug adapters must be purchased separately for loctals, Bantam Jr., Miniatures and Midgets if desired.)

HEAVY METAL CASE with brown suede baked enamel finish. Size 14⅞" x 7-7/16" x 4⅞". Leather strap handle. Beautiful three-tone panel, brown and gray. Snapon metal cover with room for accessories. Model 1183 Combination Tester.

List Price $74.75..U. S. A. Dealer Net Price $49.84

Model 1182—Tube Tester only, as above.

List Price $52.25..U.S.A. Dealer Net Price $34.84

Model 1184—Tube Tester-Volt-Ohm-Milliammeter

List Price $67.25..U.S.A. Dealer Net Price $44.84

APPLIANCE TESTER
(For Watts, Volts, Amperes)

Model 1270

Measures the wattage consumption, amperes and line voltage of all household appliances and small motors under actual operating conditions. Testing facilities are:

FIVE WATTMETER SCALES 0-20-500-1000-2000-4000, (4000 scale is most essential for modern range testing). FOUR ALTERNATING CURRENT SCALES 0-260 Milliamperes; 0-6.5-13-26 Amperes. TWO A. C. VOLTAGE SCALES 0-130-260. All switches and leads are ample to carry full load current continuously. See Page F-3 for Case description.

Model 1270. Complete with Leads for Two-Wire Circuits.

List Price $44.75.....U. S. A. Dealer Net Price $29.83

3-wire male connector cable. List..$6.00 Net..$4.00

3-wire female connector cable. List..$6.00 Net..$4.00

PORTABLE LABORATORY

Model 1181-C

Model 1181-C Portable Laboratory combines: Volt-Ohm-Milliammeter (A.C. and D.C. Volts 0-15-75-150-750 at 1000 ohms per volt; D.C. Ma. 1.5-15-150; A.C. Ma. 15-150; 0-1500 ohms; 1.5 and 3 megohms); Battery operated Signal Generator with direct reading dial from 115 to 18,000 KC; Free Point Auxiliary Set Tester. (Measures Voltages, currents, resistance and continuity.) Durable etched panels. Quartered oak case with removable cover, 16½" x 7½" x 4¾". Batteries and accessories included. Shipping weight 17 lbs.

Model 1181-C— Code—TRAMA

List $67.25.....Net $44.84

Model 1166-C (less case) Shipping weight 8 lbs. Code—TRASH.

List $17.75.....Net $11.84

DUAL-INSTRUMENT APPLIANCE TESTERS

Model 2000 provides quick and accurate means of testing power consumption of radios, refrigerators, fractional horsepower motors and household appliances under actual running conditions. Wattmeter readings 1500 watts at 220 volts; 750 watts at 110 volts. Current rating 7.5 amperes. Dual voltmeter scale reads 130-260. Leather case 6½" x 4½" x 3¼".

Model 2000—

List Price $29.00.....U. S. A. Dealer Net Price $19.34

Model 2001. Same as Model 2000 but has additional switch to permit use with any current transformer having a 5 amp. secondary, for higher single phase wattmeter readings.

Model 2001—

List Price $31.00.....Net Price $20.67

Model 2002. Same as the 2000 but has current rating of 10 amperes. Wattmeter ranges are 1500 and 3000. Voltage ranges are 130 and 260.

List Price $29.50.....Net Price $19.67

Copyright by U. C. P., Inc.

NOTE: ALL PRICES ON THIS PAGE HAVE BEEN CHANGED. WRITE FOR NEW LISTING.

Measuring TRIPLETT Instruments

223,323-D.C.
233,333-A.C.

221,321,521-D.C.
231,331,531-A.C.

324,328,524-D.C.
334,338,534-A.C.

227-A, 327-A D.C.
237-A, 337-A A.C.

326,421-D.C.
336,421-A.C.

426 and 436

TRIPLETT D.C. INSTRUMENTS are the D'Arsonval type with extra light-weight moving coil, magnets of chrome, cobalt or alnico with uniform pole pieces and scales with maximum linearity. **A.C. INSTRUMENTS** are the double iron repulsion type, air damped, with extra light weight moving parts. Dynamometer type also available is a most efficient standard design.

All with two of the best sapphire jewel bearings, metal bar bridge, finest workmanship and processed in a most modern equipped factory. White enameled metal dials, molded zero adjusters. Easiest serviced instruments of any in case of accidental damage. Front and rear illumination also available. Write for information.

DIMENSIONS OF A. C. AND D. C. MODELS

Model No. D. C.	Model No. A. C.	Code D. C.	Code A. C.	Body	Flange	Body Depth	Type Case	Scale Length D. C.	Scale Length A. C.	Case
221	231	THROW	THRAM	2 1/8" diam.	2 2/3" diam.	1 3/8"	Flush	1 23/32"	1 35/64"	Molded
223	233	TOAST	TRUCE	2 1 16" diam.	2 5/16" diam.	1 1/4"	Clamp-on	1 23/32"	1 35/64"	Metal
227-A	237-A	TAZZZ	TENKA	2 3 16" diam.	2 3/8"x2 1/8"	1 1/4"	Flush	1 23/32"	1 35/64"	Molded—Inserts in Rear
323	333	TACIT	TOBIT	2 1/4" diam.	3 3 16" diam.	1 1/4"	Clamp-on	2 3/8"	2 9/64"	Metal
321	331	TRIPE	TROUT	2 1/4" diam.	3 1/2" diam.	1 1/8"	Flush	2 3/8"	2 9/64"	Molded or Metal
324	334	TIGER	TROWL	2 1/4" diam.	3 1 16" diam.	1 1/8"	Projection	2 3/8"	2 9/64"	Metal Case—Molded Base.
326	336	TRZAZ	TRUUI	2 5/8" diam.	3 1/2"X2 15 16"	1 1/32"	Flush	2 3/8"	2 9/64"	Molded
326-A	336-A	TRJFM	TROME	2 3/16" diam.	2 21/32"x2 27/64"	1 1/32"	Flush	2 3/8"	2 9/64"	Molded—Square Type (not shown)
327-A	337-A	TEPAT	TEPIK	2 1/4" diam.	3"x3"	1 1/2"	Flush	2 3/8"	2 9/64"	Molded—Inserts in Rear
328	338	TRQQE	TRTTH	3" diam.	3 1/2" diam.	1 21/32"	Projection	2 3/8"	2 9/64"	Metal
421	431	TOOTH	TRINE	2 3/4" diam.	4 1/4"x4"	1 15"16"	Flush	3 1/8"	2 7/8"	Molded
521	531	TREES	TRIMS	4 3/8" diam.	5 1/4" diam.	1 1/2"	Flush	3 1/8"	2 7/8"	Molded
524	534	TALOS	TUTOR	4 3/8" diam.	4 3/8" diam.	1 3/8"	Projection	3 1/8"	2 7/8"	Molded
529	539	TUJIM	TUMKA	2 23/32" diam.	4 3/4"x4"	15/16"	Flush	3 1/8"	2 7/8"	Molded—Fan Type—
726	736	TABAM	THACK	3 1/2" diam.	6 1/4"x7 3/8"	15/16"	Semi-Flush	6"	5 1/4"	Molded—Inserts in Rear (not shown)
TWIN.TWIN. (See page F-6)				4 7/8"x2 5/8"	5 1/2"x3 3/8"	1 3/8"	Flush			Molded

3" portable same style as output meter illustrated page F-6.

D. C. VOLTMETERS—125 OHMS PER VOLT

Range	Code	Mods. 221-223-227-A	Mods. 321-324-327-A	Mods. 326-326-A	Mods. 421-426-529	Mods. 521-524	Mod. 726
0-5	TRCXC	$4.50	$5.75		$7.50	$8.25	
0-10	TRDWD	4.50	5.75	$5.75	7.50	8.25	$15.25
0-15	TREVE	4.50	5.75				15.25
0-25	TRFUF	4.50	5.75				
0-50	TRGTG	4.50	5.75		7.50	8.25	15.25
0-100	TRHSH	4.50	5.75		7.50	8.25	
0-150	TRIRI	4.50	5.75	5.75	7.50	8.25	15.25
0-300	TRLOL	6.50	8.25	8.25	9.75	12.00	19.00
0-500	TRMNM	7.75	9.25		11.00		
0-2,000	TRPKP	23.50*	25.00*		29.75*		

D. C. VOLTMETERS—1000 OHMS PER VOLT

Range	Code	Mods. 221-223-227-A	Mods. 321-324-327-A	Mods. 326-326-A	Mods. 421-426-529	Mods. 521-524	Mod. 726
0-10	TAIGA	$6.50	8.25	$8.25	$9.75	$11.75	$18.75
0-150	TAINE	7.75	8.75	8.75	10.00	12.75	19.75
0-300	TRULL	8.75	10.00	10.00	11.50	14.25	21.25
0-500	TUBAL	10.00	11.00		12.75		
0-1,000	TURIN	23.50*	23.25*		27.75*		

* Price includes recommended external resistance boxes.

D. C. MILLIAMMETERS

Range	Approx. Res.	Code	Mods. 221-223-227-A	Mods. 321-324-327-A	Mods. 326-326-A	Mods. 421-426-529	Mods. 521-524	Mod. 726
0-1	33	TRAAN	$5.75	7.00	$7.00	$9.00	$10.00	$17.00
0-15	2	TRFFS	4.50	5.75				
0-25	1.2	TRGGT	4.50	5.75	5.75	7.50	8.25	15.25
0-50	.6	TRHHU	4.50	5.75	5.75	7.50	8.25	15.25
0-100	.3	TRJJW	4.50	5.75	5.75	7.50	8.25	15.25
0-150	.23	TRKKX	4.50	5.75	5.75	7.50	8.25	15.25
0-200	.15	TRLLY	4.50	5.75	5.75	7.50	8.25	15.25
0-250	.12	TRMMZ	4.50	5.75	5.75	7.50	8.25	15.25
0-300	.1	TRNNA	4.50	5.75	5.75	7.50		
0-500	.06	TROOB	4.50	5.75	5.75	7.50	8.25	

D. C. MICROAMMETERS

Range	Approx. Res.	Code	Mods. 221-223-227-A	Mods. 321-324-327-A	Mods. 326-326-A	Mods. 421-426-529	Mods. 521-524	Mod. 726
0-50	2150	TALBE		$15.00	$15.00	$16.75	$17.50	
0-100	900	TRABA		13.00	13.00	14.75	15.50	$22.50
0-200	360	TARDY		12.00	12.00	14.00	17.25	$ 21.50
0-500	156	TWIRL	$7.75	9.25	9.25	10.75	11.75	18.75

D. C. AMMETERS

Range	Approx. Res.	Code	Mods. 221-223-227-A	Mods. 321-324-327-A	Mods. 326-326-A	Mods. 421-426-529	Mods. 521-524	Mod. 726
0-1	.05	TALUS	$4.50	$5.75		$7.50	$8.25	$15.25
0-10	.005	TROCK	4.50	5.75	$5.75	7.50	8.25	15.25
0-25	.002	TANGS	4.50	5.75	5.75	7.50	8.25	15.25
30-0-30	.0016	TAPIR	4.50	5.75				

A. C. VOLTMETERS

Range	Approx. Ohms per V.	Code	Mods. 231-233-237-A	Mods. 331-334-337-A	Mods. 336-336-A	Mods. 431-436-539	Mods. 531-534	Mod. 736
0-5	10.7	TERSE	$4.50	$5.75	$5.75	$7.50	$8.25	$15.25
0-10	16	TRUMP	4.50	5.75	5.75	7.50	8.25	15.25
0-15	16	TURCO	4.50	5.75	5.75	7.50	8.25	15.25
0-150	110	TOYTE	5.75	7.00	7.00	9.00	10.00	17.00
0-300	166	TWEAK	7.25	8.25	8.25	9.75	15.75	22.75

A. C. AMMETERS

Range	Approx. Res.	Code	Mods. 231-233-237-A	Mods. 331-334-337-A	Mods. 336-336-A	Mods. 431-436-539	Mods. 531-534	Mod. 736
0-3	.02	TULIP	$4.50	$5.75		$7.50	$8.25	
0-5	.01	TEUCH	4.50	5.75	$5.75	7.50	8.25	$15.25
0-10	.005	TEHEE	4.50	5.75	5.75	7.50	8.25	15.25
0-25	.001	TELEO	5.75	7.00	7.00	9.00	10.00	17.00

A. C. MILLIAMMETERS

Range	Approx. Res.	Code	Mods. 231-233-237-A	Mods. 331-334-337-A	Mods. 336-336-A	Mods. 431-436-539	Mods. 531-534	Mod. 736
0-10	1950	TEETH	$5.50	$6.75		$10.00	$11.00	$
0-15	1125	TOUSY	4.50	5.75				
0-50	85	TEMPT	4.50	5.75		7.50	8.25	
0-100	23	THARM	4.50	5.75	$5.75	7.50	8.25	$15.25
0-250	4	THEEK	4.50	5.75	5.75	7.50	8.25	15.25
0-500	.8	THEOS	4.50	5.75	5.75	7.50	8.25	15.25

Copyright by U.C.P., Inc.

NOTE: ALL PRICES ON THIS PAGE HAVE BEEN CHANGED. WRITE FOR NEW LISTING.

Measuring TRIPLETT Instruments

25,000 OHMS PER VOLT KITS



Model 726

Foundation instruments with 25,000 ohms per volt sensitivity D.C. available in four styles. Have dials for reading: D.C.—0-10-50-250-1000 volts at 25,000 ohms per volt; 0-50-250 microamperes; 1-10-50-250 milliamperes; ½ to 500 ohms, back-up circuit; 20,000, 200,000 ohms and 2 megohms. A.C.—0-10-50-250-1000 volts at 1000 ohms per volt.

INSTRUMENTS ONLY

Model 321—Code—TEJFM. 3" Round. White dial. Shipping weight 3 lbs.
List Price **$15.00**
Model 426—Code—TIGKA. 4" Square. White dial. Shipping weight 4 lbs.
List Price **$16.75**
Model 521—Code TITMA. 5" Round. White dial. Shipping weight 5 lbs.
List Price **$17.50**
Model 726—Code—TOWKA. 7" Square. Black dial, scale markings in color. Unique edgewise illumination feature is regular in 7" only. Shpg. wt. 6 lbs.
List Price **$27.50**

KITS (Less Instruments)

A.C.-D.C. Control Box. All necessary parts for above readings. Completely assembled in metal box. Code—THUEY. **List Price** **$23.50**
A.C.-D.C. Kit with Box—Unassembled. Code—TRUPE. **List Price** **$16.75**
A.C.-D.C. Kit less Box—Assembled for mounting to panel. Code—TOOFA.
List Price **$21.75**

TWIN INSTRUMENTS

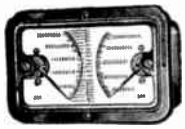

THE TWIN is furnished in any combination of A.C. or D.C. instruments. Both are included in the special rectangular molded case that requires a minimum of space. Permits simultaneous readings on both instruments when connected in the same or separate circuits. Instrument scales are side by side making possible two distinct readings at a glance. Used to balance loads in three-wire circuits; detect line fluctuations when load readings are taken; measure antenna and modulation current; determine filament and plate voltages and similar applications.

To determine List Price of Twin Instruments take the sum total list price of both instruments as supplied in Models 321 or 331.

MODEL 1200-A KIT

Enables the engineer to build his own Volt-Ohm-Milliammeter. Has No. 120 Triplett Twin Instrument with scale reading: D.C. 10-50-250-500-1000 volts at 2000 ohms per volt; 1-10-50-250 milliamperes; ½ to 500 lows ohms by back up circuit; 1500 ohms; 1.5 and 3 megohms. A.C. 10-50-250-500-1000 volts. Also included in the kit are mounted resistors and shunts for the above readings; No. 121 Special Triplett Selector Switch; No. 124 .5 MFD Condenser for output measurements; No. 125 Rheostat Assembly; Complete set of diagrams and instructions; Hook-up wire; Complete set of hardware; Marked panel plate; Test leads.

Model 1200-A Kit—Complete. Code—TRIPS. **List Price** **$27.50**
No. 120 Twin Instument only—(for above kit) **List Price** **$15.50**

WATTMETERS—DYNAMOMETER TYPE

Outstanding new developments assure extreme ruggedness and accuracy within 2 per cent. The instruments can be used on single phase A.C. or D.C. as wattmeters. On special order they can be made up as voltmeters or ammeters. Instruments are self-contained to 300 Volts—10 Amperes. Over that external connection can be made. For use on frequencies up to 133 cycles per second. Dynamometers are available in cases to match current Triplett three-inch models: Models 361 (331) and 367-A (377-A). Case dimensions are the same except for depth, the dynamometer case being 2" back of the flange. (2-15/16" over the studs.) Wattmeters can be combined in the Triplett twin case with a voltmeter or ammeter. Available later in larger models. Standard ranges as folows:

Code	Range Watts	Volt Limit	Amp. Limit	Sc. Div.	List Price	Code	Range Watts	Volt Limit	Amp. Limit	Sc. Div.	List Price
TABEW	75	150	½	75	$15.75	THOAC	150	300	½	75	$16.75
TAMMA	150	150	1	75	15.75	THRON	300	300	1	60	16.75
TAWAB	300	150	2	60	15.75	TIABA	600	300	2	60	16.75
TEPEG	750	150	5	75	15.75	TIMAR	1500	300	5	75	18.25
THEAN	1500	150	10	75	17.50	TORUD	3000	300	10	60	19.75

DOUBLE RANGE WATTMETERS (Double Voltage Limits Only)

TAABO	75-150	150-300	.75	75	$20.50
TACAB	150-300	150-300	1.5	60	20.50
TAFBO	300-600	150-300	3	60	20.50
TAHOE	750-1500	150-300	7.5	75	20.50
TALDO	1500-3000	150-300	15	60	22.25

VOLT-OHM-MILLIAMMETERS

Model 321—(Scale reads 30-300-600 volts; 30-300 milliamperes; 100,000 ohms.) Code—TRIES. Shipping weight 3 lbs. **List Price** **$7.50**
Model 321—(Scale reads 10-50-250-500-1000 volts; 1-10-50-250 milliamperes; low ohms, .2 to 500; high ohms 100 to 100,000.) Code—TABOR. Shipping weight 3 lbs. **List Price** **$7.50**
Model 326—(Scale reads 10-50-250-500-1000 volts; 1-10-50-250 milliamperes; low ohms, .2 to 500; high ohms 100 to 100,000.) Code—TRENN. Shipping weight 3 lbs. **List Price** **$7.50**
Model 421—(Scale reads 10-50-250-500-1000 volts; 1-10-50-250 milliamperes; low ohms, .2 to 500; high ohms 100 to 100,000.) Code—TRERE. Shipping weight 4 lbs. **List Price** **$9.50**
Model 521—(Scale reads 10-50-250-500-1000 volts; 1-10-50-250 milliamperes; low ohms, .2 to 500; high ohms 100 to 100,000.) Code—TRILL. Shipping weight 5 lbs. **List Price** **$10.50**
(Wiring diagrams furnished with each instrument)

SHUNTS AND RESISTORS FOR ABOVE INSTRUMENTS

Resistors mounted on bakelite for 30-300-600 volts. Code—TRICK.
List Price **$7.25**
Shunts mounted on bakelite for 30-300 milliamperes. Code—TRULY.
List Price **$2.00**
Current Limiting Resistor for 100,000 ohms. Code—TRGGU.
List Price **$1.00**
Resistors mounted on bakelite for 10-50-250-500-1000 volts. Code—TAMWA.
List Price **$11.00**
Shunts for 1-10-50-250 milliamperes; current limiting resistors for low and high ohms (.2 to 500; 100 to 100,000); and shunt for low ohms; all mounted on bakelite. Code—TATER. **List Price** **$3.50**
Zero adjusting rheostat for ohms ranges. Code—TAUJM. **List Price** **$1.00**
Multi-Deck Selector Switch. (2 decks.) With knob. Code—TEYON.
List Price **$2.50**

THERMO AMMETERS ‡ High Frequency. Accuracy 2%

Triplett Thermo Ammeters are supplied in Models 241, 341, 346, 441 and 541. These models correspond in size, etc., to corresponding D.C. models. All have molded cases. Have external couples which withstand 50% overload connected to meter with 2 ft. leads. Couples are easily replaced when necessary. Internal couples to order.
External Couples only, for any Model ..... **List Price $4.00**

Range	Approx. Res.	Model 241 Code	Model 241 List	Model 341 Code	Model 341 List	Model 346 Code	Model 346 List	Model 441	Model 441 List	Model 541 Code	Model 541 List
0-1 Amps.	.35	TORUS	$8.75	TONGA	$10.00	TRUST	$10.00	TUBER	$11.75	TACHE	$12.50
0-1.5 Amps.	.21	TITHE	8.75	TIZZA	10.00	THRED	10.00	TONIC	11.75	TOTAL	12.50
0-2.5 Amps.	.13	TODDY	8.75	TESTA	10.00	TWILL	10.00	TONUS	11.75	THANK	12.50
0-5 Amps.	.06	TOLYL	8.75	TOUGH	10.00	TWIST	10.00	THEOR	11.75	TOUCH	12.50

Three-Inch Models (341-346-347-A) with internal couples in any standard range. ..... **List Price, each $6.75**

OUTPUT METER

The Triplett Output Meter has 3 ranges—2-5-5-50 volts. Copper-oxide rectifier type. Contains condenser for blocking the D.C. component. Four marked bind-posts or pin jacks and meter are mounted on substantial molded base. Test leads with clips and break-in adapter furnished. Shipping weight 31 lbs.
With Tip Jacks— Code—TRALL
List Price **$16.75**
With Binding Posts— Code—TREEK
List Price **$16.75**
Output Meter—In Master Case Code—TWYNN
List Price **$19.25**

SENSITIVE RELAYS

Highly sensitive Triplett relays are of the D'Arsonval Moving Coil type, carefully designed to give dependable, satisfactory performance. Fixed contacts of instruments are set in adjustable screws, allowing a wide adjustment of upper and lower limits of contact. Contacts furnished are Handy metal; also platinum, silver, and platinum-iridium are supplied according to applied current and voltages. These relays are generally used in connection with polarized relays when current draw exceeds 50 M.A. Magnetic clutch type with manual release can also be had.
Since relays cover such a wide field and most of them are made to special order, no standard models are listed. Each application should be accompanied with information specifying maximum and minimum currents and voltages which will pass through relay coil and contact points.

POWER LEVEL INDICATORS

Used to measure sound or noise levels in amplifiers for Public Address, Theatres, Broadcasting Studios, Broadcasting Station Equipment, etc. The Decibel Meter permits the operator to make instant adjustments to prevent sound blasting or distortion. Furnished in two ways—either standard or highly damped. Standard range furnished reads up 6 and down 10 decibels, zero decibel at 1.73 volts, 500 ohm lines, 6 milliwatts. Standard damping furnished, unless highly damped is specified. Other ranges to order only.

Model 421—Up 6 down 10 Decibel Meter. Code—TROOP. **List Price $19.75**
Model 321—Up 6 down 10 Decibel Meter. Code—TAINT **List Price 11.75**

DECIBEL METERS AND KITS

Kits are now available to increase range of Power Level Indicators. Readings advance in steps of 4 decibels up to 22 decibels.
Easily assembled Triplett Decibel Meter Kits are supplied for non-constant impedance, 500 ohm input line.
Model 150 Decibel Meter Kit—(Non-constant Impedance)—includes: Triplett Model 321 Decibel Meter, Selector Switch, 9 Wire-wound Multipliers on Bakelite Mounting Board, Hook-up Wire, Diagrams and Instructions. Code—TILTH. **List Price** **$23.75**

We also distribute a complete line of TRIPLETT Multipliers, Shunts, Ring Shunt Assemblies, Multi-Deck Selector Switches and Bar Knobs.

Copyright by U. C. P., Inc.

NOTE: ALL PRICES ON THIS PAGE HAVE BEEN CHANGED. WRITE FOR NEW LISTING.

RADIO INSTRUMENTS Readrite TEST EQUIPMENT

TUBE TESTER

Model 432-A

"The Outstanding Tube Tester Buy" of them all. Readrite's generation-old reputation for building high grade test equipment without extravagance is more pronounced than ever in the Model 432-A. A safeguard against further tube filament changes is provided by the flexible filament switching arrangement in 19 steps from 1 to 110 volts. Tester has sockets for Miniatures, Loctals, Single Ends, Bantam Jr., Gaseous Rectifiers, Ballast, all regular types and the new high voltage series 117Z6, etc. Separate plate tests on diodes and rectifiers. Neon shorts test immediately indicates the slightest shorts and leakages.

Triplett precision instrument with GOOD-BAD 3-color scale has two best quality sapphire jewel bearings. The separate line voltage meter permits constant line indication and control without switching and readjusting load controls. Professional appearing black leatherette case has handle and removable cover—suitable for counter or portable use. Size 9" x 8½" x 7". Modernistic etched panel is silver and black. Up-to-date charts are furnished to registered owners as new tubes appear. A.C. operated—110 volts, 60 cycles.

(Leatherette case) Shipping weight 18 lbs.

Model 432-A— Code—RABBI
List $29.75 U.S.A. Dealer's Net Price $17.85
Model 432-A in case with compartment for accessories. Code—RANDY
List $31.40 Net $18.85

New D.C. Pocket Volt-Ohmmeters

Models 510-511

These handy pocket-size instruments are just what you have always wanted for D.C. voltage and ohmmeter testing. Model 511 has a square Readrite meter with full open dial for reading 0-3-30-300 D.C. Volts and 0-10,000 ohms. Case is black wood, nicely finished, 2⅝" x 2¾" x 2". Attached leads for making connections and switching. Furnished complete with self-contained three-volt battery.

Model 511— Code—REMEX
List $4.75 U.S.A. Dealer's Net Price $2.85

MODEL 510

A Volt-Ohmmeter, same as the above, but with the following ranges: 0-300 D.C. Volts; 0-10,000 ohms. Complete with battery.

List $3.75 U.S.A. Dealer's Net Price $2.25

Pocket Volt-Ohm-Milliommeter

Model 739

Model 739 Pocket Volt-Ohm-Milliammeter has A.C. and D.C. ranges. Molded case with rounded corners. Knob operated zero adjustment for resistance measurements. Precision Triplett three-inch meter with two highest quality sapphire jewel bearings. Furnished complete with accessories.

Ranges are A.C.-D.C. Volts 0-15-150-750-1500 (D.C. at 1000 ohms per volt); D.C. Milliamperes 0-1½-15-150; Resistance, Low Ohms, 0-500, shunt type circuit, with 25 ohms at center scale; 0-500,000 ohms, series type circuit. External batteries may be used for higher resistance measurements. The sturdy molded case has rounded corners, 3 1/16" x 5⅞" x 2⅛". Modernistic silver and black panel. All accessories including test leads, alligator clips, battery and instructions are included. Shipping weight, 5 lbs.

Model 739— Code—REACH
List $16.50 U.S.A. Dealer's Net Price $9.90

Model 738 is the same as Model 739 but for D.C. readings only.

List $12.50 Net $7.50

UNIVERSAL POCKET TESTER

Model 612

Universal wide-range A.C.-D.C. pocket-size instrument nominally priced. Ranges are A.C.-D.C. Volts 0-15-150-450 (60 ohms per volt); A.C.-D.C. Milliamperes 0-15; Resistance 0-20,000 and 0-100,000 ohms; Capacitance range .01 to 20 mfd.

Tester has Triplett repulsion type three-inch instrument with two highest quality sapphire jewel bearings. The case is black molded, 3 1/16" x 5⅞" x 2⅛", pocket size. Has selector switch for all ranges. Ohmmeter has separate zero adjustment. Current supply is from either A.C. or D.C. source by means of cord and plug. Silver and black panel. No batteries needed. Complete with leads.

Model 612— Code—RALLY
List $13.25 U.S.A. Net Price $7.95

MULTI-PURPOSE TESTER

Model 432-A-742

This Tube Tester Volt-Ohm-Milliammeter combination gives the serviceman everything he could get from separate units. An outstanding quality model at a price within the reach of everyone.

Has Model 432-A Tube Tester (see opposite column). The Volt-Ohm-Milliammeter section is a separate panel with range selector switch, ohmmeter zero adjuster, and jacks. The precision three-inch indicating instrument has a sensitivity of one mil as described in Model 432-A. Volt-Ohm-Milliammeter ranges are: A.C.-D.C. Volts 0-10-50-250-2500 (D.C. at 1000 ohms per volt); D.C. Milliamperes 0-1-10-100; Resistance .5 to 500 with 25 ohms at center scale; 0-100,000 ohms and 1½ megohms. Ohmmeter is battery operated. The circuit is favored by servicemen who demand more accuracy than obtained from ordinary ohmmeter power supply circuits. The case is black leatherette, with handle, 13" x 10½" x 7". Has compartment for accessories. Panels are silver and black.

Model 432-A-742 (less batteries) Code REFIT
List $46.40 U.S.A. Dealer's Net Price $27.85

POINT-TO-POINT TESTERS

Model 720-A

Designed for speedy and efficient servicing. Equipped to handle sets using glass or glass-metal tubes. Measures resistance, capacity and continuity; checks voltage of any tube circuit. Has two meters—D.C. scale reading 15-150-300-600 volts, 15-150 milliamperes; A.C. scale reading 10-25-150 and 750 volts. Black leatherette covered case which measures 11" x 8" x 4¾". Shipping weight 10 pounds.

Model 720-A— Code—READY
List $25.00 U.S.A. Dealer's Net Price $15.00

Same as 720-A, but has Triplett 223 D.C. voltmeter with scale reading 15-150-300-600 volts at 1000 ohms per volt. Shpg. wt. 11 lbs.

Model 730-A— Code—REIGN
List $31.00 U.S.A. Dealer's Net Price $18.60

Similar to 720-A, but has three meters. Shipping weight 10 pounds.

Model 710-A— Code—ROBOT
List $27.50 Dealer's Net Price $16.50

Same as 710-A, but has Triplett 1000 ohm per volt D.C. voltmeter; scale 15-60-300-600. Shipping weight 11 pounds.

Model 712-A— Code—REMIT
List $37.00 Dealer's Net Price $22.20

Loctal free point adapters available for the above 700 Series testers at slight additional cost.

Copyright by U. C. P., Inc.

NOTE: ALL PRICES ON THIS PAGE HAVE BEEN CHANGED. WRITE FOR NEW LISTING.

RADIO INSTRUMENTS *Readrite* TEST EQUIPMENT

MODEL 860 BIG BOY

Here is a new A.C.-D.C. Volt-Ohm-Milliammeter with all the ranges you want . . . All easily readable on the large instrument with 6-inch scale . . . The price is the kind you always have wanted on top-quality test equipment . . . This sensational new tester is engineered in keeping with the latest approved engineering practices and is styled to today's demands for professional equipment in modern color combinations.

D. C. VOLTS 0-10-50-250-500-1000 at 5000 Ohms per Volt. For the measurement of D. C. power from any source, including that of batteries, power packs, or voltage drops across resistances, or across high resistance units.

A. C. VOLTS 0-10-50-250-1000 at 1000 Ohms per Volt. An added advantage is the special chart which permits Decibel readings against volts from Minus 20 to Plus 55.

D. C. Milliamperes 0-1-10-100. For the measurement of milliamperes from any source to determine circuit over-loading, under-loading, or high resistance connections.

RESISTANCE 0-1500 Ohms, shunt type circuit, accurate readings to ½ Ohm; 0-750,000 Ohms and 0-7.5 and 0-15 Megohms, series type circuit. Measures the D. C. resistance of all component parts such as chokes, coils, condensers, connections, transformers, wiring, etc. Knob-operated zero adjustment.

SIX-INCH SCALE INSTRUMENT D'Arsonval type with two genuine sapphire jewel bearings . . . made of the finest parts, assuring accurate readings and lasting service.

THREE-TONE METAL CASE—the last word in design. Has maroon body, rich cream-yellow panel and red trim markings. Size 11 7/16" x 7 7/8" x 4 1/8". Attached handle for easy portability.

Furnished complete with instructions and accessories, including test leads. Battery provided for 0-1500 Ohms range. (22½ Volt C battery is required for 750,000 Ohms and 7.5 Megohms. A second 22½ Volt battery will permit checking 15 Megohms. Mounting brackets, current limiting resistors and battery connectors for the higher resistance ranges are built into the tester.)

Model 860 Readrite Big Boy Volt-Ohm-Milliammeter.

List Price.....$29.75

U.S.A. Dealer Net Price.....$17.85

MODEL 641 FREE POINT TESTER

Has sockets for handling any type receiving tubes, including the Loctal and Bantam Jr. Standard RMA markings. Eight automatic switch type and ten single action jacks. Makes all series and parallel instrument connections through the set sockets to all parts of the circuit. Complete with accessories. Approximate shipping weight 8 pounds.

Model 641— Code—RATAN

List Price $18.25 .....Dealer's Net Price $10.95

Model 540

MODEL 540 SIGNAL GENERATOR

This All-Wave Direct Reading D.C. oscillator has new plug-in coils, peaked with trimmer condensers and individually calibrated to exceptionally low tolerances. Five frequency bands from 110 to 20,000 Kc.—all fundamentals. Greater accuracy is assured also by the absence of switch contacts, and short grid wire connections. Guaranteed accuracy is within all servicing requirements. Completely shielded for static and magnetic fields. Attenuation and stability are outstanding features. Strong signals, both modulated and unmodulated, are provided. Three 1½ volt unicells, 45 volts of B batteries and two type 30 tubes are included with necessary accessories. Handy compartment, with snap-on cover, for accessories. Approx. shpg. wt. 11 lbs.

Metal case with black electro-enamel finish. Size is 5 7/8" x 7 7/8" x 4 1/8". Silver and black panel. Leather strap carrying handle.

Model 540— Code—RAMUS

List $32.50....U.S.A. Dealers' Net Price $19.50

Model 557 (in leatherette case.)

List $31.50 .....Net $18.90



Model 55



Model 65

Model 95*

Model 75

Model 85

READRITE instruments are economical, ruggedly constructed, and dependably accurate. D.C. are the polarized vane, solenoid type. A.C. are double vane repulsion type. Easy reading black lithographed on white, metal plates. Model 55, flush mounted clamp-on type, requires a 2 3/4" hole; has narrow rim and is furnished in full nickel; this model will be furnished unless other types are specified. No. 65-A flange ring is used to convert Model 55 into Model 65 wide flange type.

Dealer's Net Price $0.09

***Model 95 Square Meter**—A new addition to the Readrite line. (Shown above.) Modern in design. Square case, black lacquer finish, 2 3/8" x 2 5/8". Requires 2 1/16" mounting opening. Prices $0.35 List more in corresponding ranges.

(Prices apply to Models 55, 65, 75—Model 85, $1.75 list extra—Model 95, $0.35 list extra)

Range	Code	List Price	Net
D.C. VOLTMETERS			
0-1	Royal	$1.00	$0.60
0-8	Ridge	1.00	.60
0-5	Rive	1.00	.60
0-6	Rite	1.00	.60
0-8	Road	1.00	.60
0-10	Roam	1.00	.60
0-15	Roar	1.00	.60
0-50	Rod	1.00	.60
0-100	Roil	1.50	.90
0-150	Roll	1.75	1.05
0-150	Romp	3.25	1.95
0-300	Rood	3.25	1.95
0-500	Roof	4.50	2.70
0-60-300	Rook	4.50	2.70
D.C. AMMETERS			
0-1	Repel	$1.00	$0.60
0-3	Rot	1.00	.60
0-10	Rote	1.00	.60
0-25	Ridd	1.50	.90
0-50	Rokk	2.50	1.50
20-0-20	Rud	1.00	.60
30-0-30	Ryky	2.00	1.20

Range	Code	List Price	Net
D.C. MILLIAMMETERS			
0-5	Ratio	$2.25	$1.35
0-10	Rue	2.00	1.20
0-15	Ruff	1.00	.60
0-25	Rug	1.00	.60
0-50	Razor	1.00	.60
0-100	Rump	1.00	.60
0-150	Run	1.00	.60
0-200	Rung	1.00	.60
0-300	Runt	1.00	.60
0-400	Ruse	1.00	.60
0-20-100	Raven	2.00	1.20
0-15-150	Rebel	2.00	1.20
A.C. MILLIAMMETERS			
0-25	Raff	$2.75	$1.65
0-50	Rum	2.75	1.65
0-100	Rome	2.75	1.65
0-250	Rong	2.75	1.65
0-500	Roost	2.75	1.65
D.C. POCKET TYPE			
40 Amp.	Rise	$1.00	$0.60
50 Volts	Risk	1.00	.60
40 A.—50 V.	Rustle	1.50	.90

Range	Code	List Price	Net
A.C. VOLTMETERS			
0-6	Rale	$2.75	$1.65
0-10	Ram	2.75	1.65
0-15	Ramp	2.75	1.65
0-150	Rath	4.50	2.70
0-300	Rase	5.50	3.30
0-750	Reck	7.75	4.65
0-10-140	Rural	4.50	2.70
A.C. AMMETERS			
0-1	Rant	$2.75	$1.65
0-3	Ritz	2.75	1.65
0-5	Route	2.75	1.65
0-10	Rast	2.75	1.65
0-50	Rouge	3.75	2.25

SELECTOR SWITCHES

Single Pole, 13 Positions. Code—RALLS

List Price $1.25.....Net Price $0.75

Double Pole, 12 Positions. Code—RADDS

List Price $1.75 .....Net Price $1.05

We also distribute the complete line of READRITE Selector Switches, Bar Knobs, Precision Resistors and Multipliers, Ohmmeters, Resistance Meters, Induction Ammeters, Air-Cell Testers and TUNING METERS. Special meters for battery charging, electric fences, etc.

Copyright by U. C. P., Inc.

RCA TEST EQUIPMENT

RCA SIGNALIST

A **modern signal generator** that provides accurate FUNDAMENTAL frequencies from 100 Kc to 120 Mc in 10 bands. Precision laboratory design—not just another test oscillator. Tops for all radio receiver alignment jobs. Circuit consists of an oscillator stage, a buffer-modulator stage, and an output metering circuit. Handles alignment of any broadcast or special-purpose receiver. Eliminates all need for relying on unstable harmonics. Use of meter in conjunction with ladder-type attenuator, provides direct reading of output in microvolts. Designed to meet present service requirements as well as the future demands of Television, Facsimile, etc.

SPECIFICATIONS

- Total dial calibration accuracy better than 1%. Circuits aligned at each end of each band to within 0.05% accuracy.
- 3-color dial easy to read. Scale approx. 90" long.
- Coaxial cable output minimizes stray leakage.
- Internal 400-cycle modulation; 400 cycle output.
- Provides broad-band modulation up to 5 Mc.
- Regulated plate- and screen-voltage supplies.
- Uses six tubes: 1 RCA-6J5, 1 RCA-6SA7, 1 RCA-6H6, 1 RCA-6F7, 1 RCA-VR-150-30, 1 RCA-5W4.
- Power supply 105-125 volts, 50/60 cycles; power consumption 33 watts.
- Highly attractive in appearance. Convenient leather carrying handle. Panel in brush and bright chrome.
- Size 9¾" H. x 8" D. x 14" L.
- Carrying weight 21 lbs.

No. 161—Net Price.....**$107.50**

BEAT-FREQUENCY AUDIO OSCILLATOR

Gives a variable source of a-c voltage from 30 to 15,000 cycles—more than the band-width of the finest receivers. It has many important service applications. Particularly useful for testing loudspeakers and P-A systems, locating cabinet rattles, and for running fidelity curves on radio receivers and amplifiers. Provides choice of 3 output impedances through use of an included tapped output transformer. Has large 8¾" dial.

SPECIFICATIONS

- **Output Frequency** .....30 to 15,000 cycles. ± 1 db from 30 to 10,000 cycles. Down 2 db at 15,000 cycles.
- **Output Voltage Range** ...5.2 volts at 250-ohm load to 37.5 volts at no load.
- **Output Impedance** .....250, 500, and 5,000 ohms.
- **Power Output** .....125 milliwatts.
- **Hum Level** .....—60 db below maximum output.
- **Distortion** .....Less than 5% over entire range.
- **Tube Complement** .....RCA-6J7 fixed r-f oscillator, RCA-6J7 audio oscillator, RCA-6C5 detector, RCA-6J5 r-f amplifier, RCA-5Y3G rectifier.
- **Cabinet** .....Attractive gray wrinkle finish with special snap handle. 9½" high x 13¼" long x 6½" wide. Shipping Weight: 19 lbs.

No. 154—Net Price.....**$57.50**

NEW A-C OPERATED TEST OSCILLATOR



SPECIFICATIONS

- **R-F Range** .....100 to 30,000 kc. in 6 bands—all fundamental frequencies. (Harmonics of last band may be used for U.H.F.)
- **Audio-Modulation Frequency**..400 cycles. 8 volts available for audio circuit testing.
- **Max. R-F Output Voltage** ....Low range, 0.01v. Medium range, 0.25v. High range, 1.0v. Minimum signal voltage, 2 microvolts.
- **Output Impedance** .....10,750, and 4,000 ohms.
- **Tube Complement** .....RCA-5W4 rectifier, RCA-6C5 audio oscillator, RCA-6J7 r-f oscillator.
- **Power Supply** .....110/120 volts, 50/60 cycles; power consumption, 30 watts. Fuse protection.
- **Cabinet** .....Blue-gray wrinkle lacquer. Brush and bright chrome panel. Special Snap Handle. Large, soft-rubber feet. 13¾" long x 9¼" high x 6½" wide. Shipping weight, 16 lbs.

No. 167A—Net Price **$39.95**

The finest low-cost oscillator ever offered. This dependable instrument, with its wide frequency range and its unusually high output, is designed to meet every requirement in the servicing of most complex receivers. It provides an inexpensive electron-coupled signal source that is stable and accurately calibrated to meet requirements of modern servicing. Its giant dial scale, covering 10 inches alone on the h-f range, is extremely easy to read and has a calibration accuracy of 2%. No. 167A Oscillator includes a 36-inch, low-capacity output cable to permit connection to any desired point in the receiver under test. The RCA metal tubes used in this instrument provide high circuit stability.

Prices on this page apply only in U.S.A. and are subject to change or withdrawal without notice.

Copyright by U. C. P., Inc.

Net

RCA TEST EQUIPMENT

RCA DYNAMIC DEMONSTRATOR II

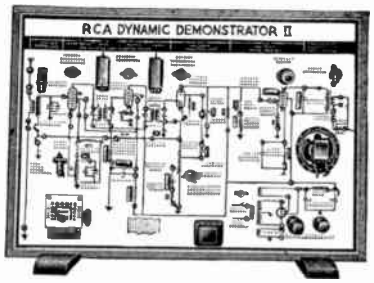

The RCA Dynamic Demonstrator II is a typically modern superheterodyne receiver mounted on a vertical board, 41" long and 29" high. Used in conjunction with RCA Test Equipment, it is invaluable to the radio service profession for teaching short-cut methods to service problems and for obtaining a practical understanding of circuit actions. In classrooms, it facilitates instruction methods and provides the student with a direct means for observing by visual, aural, and quantitative means all functions and phenomena that occur in a radio circuit. Actual circuit components are mounted directly over the corresponding symbol. Pin jacks are provided for quick, easy access to contact points throughout the circuit. Entire diagram is set off in colored blocks to clearly identify the various circuit sections.

SPECIFICATIONS

- **CIRCUIT** . . . Typical 5-tube superheterodyne with AVC.
- **TUBE COMPLEMENT** . . . RCA Preferred Types. 1-6SA7 first detector; 1-6SK7 i-f amplifier; 1-6SQ7 second detector, a-f amplifier and AVC; 1-6F6-G a-f power amplifier; 1-5Y3-G rectifier.
- **OVERALL DIMENSIONS** . . . 41" long x 29" high x 12" deep.
- **SHIPPING WEIGHT** . . . 30 lbs. approximately.

No. 172—Net Price.....$75.00

3-Inch CATHODE-RAY OSCILLOGRAPH

SPECIFICATIONS

- **Sensitivity** . . . 20 volts RMS per inch, without amplifier. 0.5 volt RMS per inch, with amplifier.
- **Amplifier Response** Flat between 20 and 90,000 cycles.
- **Amplifier Gain** . 40.
- **Timing Axis** . . . 15 to 22,000 cycles.
- **Tube Complement** . 1 RCA-3AP1/906-P1, 2 RCA-6C6's, 2 RCA-80's, and 1 RCA-884.
- **Power Supply** . . 110 volts, 50/60 cycles; power consumption, 50 watts.
- **Cabinet** . . . . Blue-gray baked wrinkle lacquer with streamlined handle. 15" high x 8" wide x 14" deep.
- **Shipping Weight** . 32 lbs.

Net Price

No. 155A—110 volts, 50/60 cycles $72.50

A precision instrument designed to meet present-day service applications. Produces a large image, yet is compact and light weight for portability. All controls, located on front panel, are simple and easy to operate. Employs the cathode-ray tube RCA-3AP1/906-P1, an improved type having a medium persistence screen with Aquadag Coating.

RCA AUDIO CHANALYST

The Audio Chanalyst tests audio-frequency amplifier systems by dynamic and functional methods. Works with the signal without affecting the system being checked. Contains all equipment necessary to locate trouble in an audio system or to match up new sound installations. Will check gain or level from —80 db to +49 db. Important among the scores of tests that can be made are: gain, operating levels, noise and hum levels, resistances and impedances, microphone output, etc. As indispensable in audio work as the RCA Rider CHANALYST is in radio receiver work.

SPECIFICATIONS

- **FOUR DIFFERENT AUDIO CHANNELS** . . . . Amplifier channel "A" sensitivity —80db; amplifier channel "B" sensitivity 0.1 volt (rms); oscillator channel frequencies 60, 150, 400, 1000, 2500, 5000 and 10,000 cycles; loudspeaker channel connects either to amplifier or oscillator, or used as standard sound source for checking output of microphones.
- **TUBE COMPLEMENT** . . . 2 RCA-6J5's, 3 RCA-6J7's, 1 RCA-6SJ7, 1 RCA-6SR7, 2 RCA-6E5's, 2RCA-6G6-G's, 1 RCA-6H6, 1 RCA-6X5G, 1 RCA-VR150, and 1 RCA-5Z4.
- **POWER SUPPLY** . . . 105/130 volts, 60 cycles. Power consumption 80 watts.
- **SIZE** . . . 12 15/16" h. x 9⅜" d. x 18⅞" w.
- **WEIGHT** . . . 35 lbs. (unpacked).

No. 170—Complete with Cover and Leads.....Net Price $225.00

Crystal (Piezo-Electric) Calibrator

RCA Crystal Calibrator No. 157 is a crystal controlled oscillator having two fundamental frequencies, 250 kc. and 2000 kc., and a wide range of strong, reliable harmonics. It provides laboratory accuracy for checking oscillators and receiver alignment points throughout the radio spectrum to the uhf, including the FM and Television frequencies. Guaranteed accuracy is within 0.05% of specified frequency.

SPECIFICATIONS

- **Frequency Modes** . . . 250 kc. and 2000 kc.
- **Calibration Accuracy** . . . 2 parts in 1,000,000.
- **Temperature Coefficient** . . . 20 cycles/1000 kc/°C.
- **Power Supply** . . . 110/120 volts, 50/60 cycles. Power consumption, 2 watts. Terminals for d-c plate supply.
- **Tube Complement** . . . One RCA-955 Acorn Tube.
- **Size** . . . Only 5½" x 2⅞" x 2⅝".
- **Shipping Weight** . . . 2 lbs.

No. 157—250 kc./2000 kc.....Net Price $46.50

Prices on this page apply only in U.S.A. and are subject to change or withdrawal without notice.

Net

Copyright by U. C. P., Inc.

RCA TEST EQUIPMENT

THE RIDER CHANALYST

FIRST test instrument ever offered to servicemen that checks radio receivers by dynamic and functional methods. Works with the signal without interfering with the performance of the receiver. Eliminates guesswork because it can pick up the signal at any point between antenna and loudspeaker. Will lead you directly to any source of trouble and correctly establish its character. Five channels permit simultaneous and continuous check on five circuit conditions for monitoring those difficult faders.



SPECIFICATIONS

- **R-F and I-F CHANNEL:** Frequency Range.....95 kc. to 1700 kc.
  Calibration Accuracy.....± 2%
  Sensitivity (to close electronic eye).....50 microvolts (approx.)
- **OSCILLATOR CHANNEL** Frequency Range.....600 kc. to 15,000 kc.
  Calibration Accuracy.....± 2%
- **AUDIO-FREQUENCY CHANNEL:**
  Frequency Range.....150 cycles to 150,000 cycles
  Sensitivity (to close electronic eye).....0.15 volt (approx.)
- **ELECTRONIC VOLTMETER CHANNEL:**
  Voltage Range.....—5 to +5, —25 to +25, —100 to +100, —500 to +500
  Input Impedance.....11,000,000 Ohms
- **WATTAGE INDICATOR CHANNEL:** Output Indicator.....Magic Eye Tube
  Range.....25 watts to 250 watts
- **POWER SUPPLY:**
  105 volts to 125 volts, 50/60 cycles; power consumption 60 watts
- **TUBE COMPLEMENT:**.....3 RCA-6K7's, 1 RCA-6H6, 4 RCA-6E5's, 1 RCA-1852, 1 RCA-76, 1 RCA-6X5G, 1 RCA-6Q7
- **SIZE**.....10¾" x 16" x 9"
- **SHIPPING WEIGHT**.....28 lbs.

		Net Price
No. 162	105-125 volts, 50/60 cycles, 60 watts	$107.50
No. 162-A	105-125 volts, 25/40 cycles, 60 watts	112.50
No. 9897	Rack Panel Mounting and Accessories for No. 162 and No. 162-A	15.00

THE CHANALYST UHF CONVERTER

This instrument increases the frequency range of the famous RCA Rider CHANALYST to 80 Mc. Opens the field for servicing of frequency-modulation, television, facsimile equipment, etc., by signal-tracing methods. Uses special tracer probe having capacity of only 0.0000005μf! Metal cabinet and panel finished to match CHANALYST.

SPECIFICATIONS

- **R-F FREQUENCY RANGE . . .** 1600 to 80,000 Kc.
- **SENSITIVITY . . .** 10 millivolts, average. (Sufficient to close r-f/i-f "eye" of CHANALYST.)
- **TUNING ACCURACY . . .** ± 1%. Band spread, 270°. High image ratio.
- **TUBE COMPLEMENT . . .** RCA Preferred Type tubes. 1-1852 r-f amp., 1-6SA7 mixer/converter, 1-6SJ7 oscillator, 1-6X5 full-wave rectifier.
- **POWER SUPPLY . . .** 110/125 volts, 50/60 cycles. Power consumption, 30 watts.
- **SIZE . . .** 10-1/16" W. x 9½" H. x 9⅝" D.
- **SHIPPING WEIGHT . . .** 18 lbs., approximate.

No. 164—Including CHANALYST coupling lead and Special Test Cable and Probe.....Net Price $55.00

THE RCA JUNIOR VOLTOHMYST

Signal-Tracing Probe Lead having 1.0 Megohm Isolating Resistor in Probe. Meter automatically protected against d-c voltage overload. Negligible Voltmeter loading. No Ohmmeter resetting with the RCA Junior Voltohmyst.

SPECIFICATIONS

- **PUSH-PULL ELECTRONIC CIRCUIT . . .** Accurately balanced; features two separate tubes. No grid current—no drift. Stable operation. Controlled inverse feedback. Independent of line-voltage variation.
- **D-C VOLTMETER . . .** 6 ranges—3, 10, 30, 100, 300, and 1000 volts. Constant input resistance of 11,000,000 ohms for all ranges. On low-voltage range this is 3,666,666 ohms per volt. True dynamic voltage readings regardless of circuit resistance.
- **A-C VOLTMETER . . .** 5 ranges—10, 30, 100, 300 and 1000 volts. Isolated a-c circuit uses copper-oxide rectifier, 1000 ohms/volt sensitivity.
- **ELECTRONIC OMMETER . . .** 6 steps cover a range from 0.1 ohm to 1000 megohms. No zero reset required when changing ohmmeter scales. Meter automatically protected against d-c voltage overload.
- **METER ACCURACY . . .** ± 2% at full scale. Matched pair multiplier resistors accurate to ± 1%. Rugged meter movement; withstands mechanical shocks.
- **TUBE COMPLEMENT . . .** Uses RCA Preferred-type Tubes. 2 RCA-6K6-GT's in balanced push-pull electronic circuit, 1 RCA-6X5-GT rectifier.
- **CABINET . . .** Sturdy welded steel case. Crystalline gray finish. Overall dimensions approximately 9⅜" high x 5⅞" wide x 5$\frac{9}{16}$" deep. Removable leather handle.
- **POWER SUPPLY . . .** 110/120 volts, 50/60 cycles. Power consumption, 12 watts.
- **WEIGHT** . Approximately 7 lbs.

No. 165—Complete with pilot lamp, 3 tubes, 3 test leads, including a Signal-Tracer Type Probe. Net Price $37.50

Prices on this page apply only in U.S.A. and are subject to change or withdrawal without notice.

Net

Copyright by U. C. P., Inc.

HOME ANTENNAS

RCA Victor MASTER ANTENNA

The latest in noise-reducing antenna design. Gives the owner the ultimate in interference-free reception. Particularly useful where local noise cannot be eliminated by ordinary noise-reducing antennas. Minimizes "man-made" noise as well as static.

- Frequency Range, 540 to 23000 kc.
- Unique noise-balancing circuit can be individually adjusted for each installation.
- Noise-reducing qualities of antenna independent of antenna location.
- Particularly effective where noise is caused by local electrical device.

		Net Price
No. 9852	Complete, less Receiver-coupling Transformer	$3.00
No. 9846	Receiver-coupling Transformer	1.17

SPIDER WEB ANTENNA

A Transoceanic Communications Type Antenna for the home. RCA's finest antenna. *Recommended especially for use in amateur and short-wave reception.* The Spider Web consists of a series of doublet antennas and an improved transmission line.

- Excellent signal pick-up from 140 to 23000 kc.
- Utmost in noise reduction.
- 70000-kc range may be obtained through the use of the RCA No. 9689 High-Frequency Kit.
- Requires only a 38-foot span and vertical clearance of 12 feet.
- Factory assembled and soldered to insure simple and rapid installation.

		Net Price
No. 9685	Spider-Web Antenna	$5.37
No. 9689	High-Frequency Kit (Increases Range to 70000 kc)	.90

395 ANTENNA SYSTEM

Here is a scientifically designed doublet antenna system at a price anyone can afford to pay. It assures excellent signal pick-up at a minimum cost. The only additional requirement—two supports 40 feet apart.

- Operates perfectly with receivers of any type or manufacture having antenna-ground terminals.
- Parts assembled and soldered for convenience.
- Minimizes "man-made" interference.
- Very simple to install.

CONTENTS OF KIT

2 Antenna Wire Coils—each 20 feet long, 1 Junction Box, 2 Strain Insulators, 1 Transmission Line—60 feet, 2 Coupling Unit Links, 1 Set-Coupling Unit, 2 Nail-on-Knob Insulators, 1 Ground Clamp, 1 Instruction Sheet.

		Net Price
No. 395		$2.37
No. 12855	Set-Coupling Unit for 395 and RK-40 Antennas	.45

IMPROVED MAGIC WAVE ANTENNA

A new, highly efficient noise-reducing antenna for every type of radio installation

This antenna has "everything" a radio requires. Noise reduction, installation flexibility and high signal pick-up. It is the one antenna that has all the following features:

- Noise reduction on all broadcasting bands (530-23000 kc).
- Built-in lightning arrester in antenna coupling unit.
- Operates up to 16 outlets from 1 antenna with additional coupling and distribution transformers. (Only slight reduction in signal.)
- Easily installed.
- Antenna may be from 20 to 120 feet long.
- Transmission line may be up to 500 feet in length.
- 30 foot pipe may be used for vertical antenna with underground transmission line.
- Uses magnetite-core transformers.
- Can be easily attached to existing antennas.

		Net Price
Stock No. 9812	Complete for single installation	$3.57
Stock No. 9813	Set-Coupling Transformer (1 required for each additional receiver)	1.50
Stock No. 9814	Distribution Transformer (1 required for each 4 additional receivers)	1.80
Stock No. 9849	Antenna-Coupling Transformer with Built-in Lightning Arrester (for assembling your own kit)	1.20

MAGIC WAVE ANTENNA TRANSFORMER



This unit, when used with No. 9813 Set-Coupling Transformer, a vertical or horizontal antenna and a transmission line, gives all the features of the RCA Magic Wave Antenna. Provides optimum signal transfer from antenna to transmission line. Minimizes background noise.

(With Built-in Lightning Arrester)

- Up to 16 receivers may be operated from one antenna by use of additional coupling and distribution transformers.
- Antenna may be from 20 to 120 feet long.
- Transmission line may be up to 500 feet long.
- Iron pipe, 20 to 30 feet in length, may be used as a vertical antenna.
- Easily installed. Connects to end of single-wire antenna. May be adapted to present installation.

No. 9849 . . . . . **Net Price $1.20**

Copyright by U. C. P., Inc.

MODEL 636 DYNAMIC TUBE TESTER

With Built in Rotary Tube Chart

Has every feature of finest design and construction including Dynamic test method, roll chart, noise test, neon shorts test, line control, power switch, etc.

- NEW in design and performance including the latest Jackson patented switching circuits.
- MODERN in every feature of construction, appearance and operation.
- COMPLETE with every valuable feature. Up to date for all newest tube types.



Portable Style

SPECIFICATIONS

"DYNAMIC" METHOD OF TEST—Makes a better test on every tube. The "Dynamic" method is more accurate, frequently finding "poor" tubes which might pass for "good" in ordinary testers.

NEW-HIGH VOLTAGE POWER SUPPLY is a feature of this tester. By testing tubes at higher plate voltages (over 200 V. for some types), more accurate results are obtained.

TESTS ALL TUBES—ALL of the popular receiving types and television amplifiers, including BAMTAMS—LOCTALS—SINGLE ENDED—HIGH VOLTAGE FILAMENT TYPES and MINIATURES. Provision for many more. The tester is protected against obsolescence in every possible feature.



Bench Style

ROLL CHART tube index—simplifies correct settings.

FULL RANGE FILAMENT SELECTION—From ¾ V. to 115 V. Selector marked directly in volts. This feature eliminates guess work and helps the operator to avoid mistakes.

MOST IMPROVED TYPE OF SWITCHING SYSTEM—Spare circuits and switch positions provided for future use. Two "spare" socket positions.

NOISE TEST jacks are provided for audible test of possible tube noise.

Illustrated above is the Model 636 Portable. The tester is installed in a beautiful French grey leatherette case. The hinged lid is removable. The Portable Model is recommended because of the extra convenience and added protection for instrument panel.

Dimensions: 14" long x 12" x 5½". Wt. 11 lbs.

MODEL 636 (PORTABLE) NET CASH PRICE **$41.50**

BENCH STYLE

Installed in welded steel cabinet, with sturdy handle and rubber bumpers on both base and back. Two tone grey finish. Dimensions: 13" long x 9½" x 5½". Wt. 10 lbs.

MODEL 636-B (BENCH STYLE) NET CASH PRICE **$36.95**

MODEL 637 DYNAMIC OUTPUT TUBE TESTER

With Complete Universal Meter Ranges

IN THE SHOP or OUT ON THE JOB, here's the ideal tester for modern servicing. Combines 27 ranges and 10 functions including—

1—Dynamic Output Tube Tester—accurate, thorough.
2—Ballast tube tester—finds shorts or burn-outs.
3—High sensitivity neon continuity tester.
4—Condenser test for finding shorted or leaky condensers.
5—Multi-range A.C. Voltmeter 0-10/100/250/500/1000/2500.
6—Multi-range D.C. Voltmeter 0-10/100/250/500/1000 2500.
7—Decibel Meter—Ranges from minus 10 to plus 14/10 to 34/30 to 54.
8—Multi-range D.C. Milliammeter 0-1/10/100/250.
9—Ammeter range—0 to 10 amperes D.C.
10—Triple range Ohmmeter 0-3000/300,000/0-30 megohms.

AUTOMATIC PUSH BUTTON SELECTOR provides for instant use of any meter range. This new selector is remarkably fast to use and also reduces the possibility of mistakes in selecting meter ranges.

FULL RANGE FILAMENT SELECTION—From ¾ V. up to and including 115 V. Filament selector marked directly in volts at each position. This feature eliminates guess work and helps the operator to avoid mistakes.

TESTS ALL TUBES—All of the popular receiving types and television amplifiers, including BAMTAMS - MINIATURES - LOCTALS - SINGLE ENDED - AND HIGH VOLTAGE FILAMENT TYPES. Provision for many more. Tester is protected against obsolescence in every possible feature of design and manufacture.

"DYNAMIC" METHOD OF TEST—Makes a better test on every tube. The "Dynamic" method is more accurate and frequently finds "poor" tubes which might pass for "good" in ordinary testers.

NEW - HIGH VOLTAGE POWER SUPPLY is a feature of this tester. By testing tubes at higher plate voltages (over 200 V. for some types), more accurate results are obtained.

MOST IMPROVED TYPE OF SWITCHING SYSTEM—Spare circuits and switch positions are provided for future use if new or different tubes are announced. Two "spare" socket positions are provided on the tester panel.

REMARKABLY EASY TO USE—Notice the simplicity of panel and controls. The engineering is all BENEATH THE PANEL—you don't lose valuable time figuring out "the next move."

ILLUMINATED METER DIAL—Easy to read in any room. Panel lettering is large and distinct.

NOISE TEST jacks are provided for audible test of possible tube noise.

ALL READINGS DIRECT on "Good-Bad" Scale. No special marks for diodes, etc.



The FULL VISION Jackson Meter is an exclusive feature of this tester. Meter measures 6 inches over flanges. DIAL IS ILLUMINATED.

OAK CASE is of finest construction and has removable hinged lid. Dimensions 14¾" x 13¾" x 6". Weight 14 pounds.

ACCESSORIES—Furnished complete with self contained battery (for ohmmeter), and test prods.

MODEL 637 NET CASH PRICE **$61.50**

Copyright by U. C. P., Inc.

Net

UNIFORM SIZE PORTABLE INSTRUMENTS

PANEL SIZES ARE IDENTICAL

TUBE TESTER

FULL RANGE FILAMENT SELECTION—From ¾ V. up to and including 115 V. Filament selector marked directly in volts at each position. This feature eliminates guess work and helps the operator to avoid mistakes.

TEST ALL TUBES—All of the popular receiving types and television amplifiers, including BAMTAMS - LOCTALS - SINGLE ENDED - HIGH VOLTAGE FILAMENT TYPES AND MINIATURE SERIES.

"DYNAMIC" METHOD OF TEST—Makes a better test on every tube. The "Dynamic" method is more accurate and frequently finds "poor" tubes which might pass for "good" in ordinary testers.

NEW - HIGH VOLTAGE POWER SUPPLY is a feature of this tester. By testing tubes at higher plate voltages (over 200 V. for some types), more accurate results are obtained.

MOST IMPROVED TYPE OF SWITCHING SYSTEM—Spare circuits and switch positions are provided for future use if new or different tubes are announced. A "spare" socket position is provided on the tester panel.

MODEL 634 NET CASH PRICE **$33.95**

CONDENSER TESTER

MODEL 650-A

RANGE—.00001 to 1,000 mfds.

AUTOMATIC PUSH BUTTON CONTROLLED—Amazing in speed and simplicity of use. Capacity readings almost instantaneous! Leakage test by just pressing a button.

The Model 650 is a modern, accurate and complete instrument for detecting faulty condensers—ELECTROLYTIC, PAPER or MICA. Uses a new method for Leakage Test which will reveal otherwise unnoticed condenser defects.

SCALE IS GLASS ENCLOSED and is equipped with the new Jackson SCALE EXPANDER indicating pointer—doubles effective scale length.

MEASURES ALL VALUES direct reading in Microfarads.

RANGES

.00001 to .001 mfd.	.1 to 100 mfd.
.001 to .1 mfd.	50 to 1000 mfd.

MEASURES POWER FACTOR on direct reading dial. Power Factor range calibrated from 0 to 60%.

COMPLETE SELECTION OF TEST VOLTAGE. 20 volts to 500 volts.

ELECTION RAY TUBE indicates exact balance or shows if leakage is present.

INSTANTANEOUS LEAKAGE INDICATION—counting of flashes eliminated. No other guess-work with this modern tester. Has special built-in amplifier stage which actually responds to slightest leakage, if present. Thus all leakage defects may be located.

MODEL 650-A NET CASH PRICE **$36.95**



MODEL 640 TEST OSCILLATOR

A complete "standard type" oscillator for all general purpose work. Has full range direct reading dial from 100 KC up to 30 Megacycles. No skips or harmonics calibrated. All ranges are fundamental frequencies. PUSH BUTTON selection of all ranges makes speedy and accurate operation possible.

GLASS ENCLOSED DIAL—prevents dust and avoids possibility of damage to pointer.

TWO CIRCUIT ATTENUATOR provides variable ratio and also vernier control.

HAS POWERFUL SIGNAL output which may be used either as pure R.F. or Modulated R.F. Carrier is modulated at approximately 30%. The A.F. voltage is available for external use.

ACCURACY GUARANTEED to ½ of 1% on all ranges.

Operates from 110 volt 60 cycles. Uses three tubes (rectifier, oscillator and modulator).

MODEL 640 NET CASH PRICE **$36.95**

NET

Copyright by U. C. P., Inc.

MODEL 645 AC-DC ELECTRONIC MULTIMETER

(Vacuum Tube Voltmeter)

BOTH A.C. AND D.C. VOLT RANGES ARE ELECTRONIC. This provides the maximum of sensitivity and overload protection for all A.C. ranges as well as D.C. and ohms ranges.
MEASURES RESISTANCE UP TO 1 BILLION OHMS (1 thousand megohms)—and as low as 2/10 ohm.
3 MILLION OHMS PER VOLT SENSITIVITY on 0-4 volt D.C. range. Constant input resistance 12 megohms on all D.C. volts ranges.
Over 4 million ohms per volt sensitivity on 0-1 volt A.C. range. Input resistance of 4.4 megohms on all A.C. ranges. Flat frequency response between 50 cycles and 10,000 cycles.
METER CANNOT BE DAMAGED BY ACCIDENTAL OVERLOAD on any electronic range. Electronic overload protection on all A.C. and D.C. volts, and ohms ranges.
Variations in line voltage do not affect accuracy within the range of 100 to 125 volts. The instrument is equipped with ballast control tube and self-compensating circuits.
Contains 3 tubes (6X5GT/6K6GT/7N7), neon regulator, 1-4½ volt battery and ballast; all self-contained and furnished with the instrument.
METER RANGES—

A.C. Volts: 0-1/4/10/40/100/400/1000
D. C. Volts: 0-4/10/40/100/400/1000
Ohms: 0-1000/10,000/100,000/1meg/10meg/100meg/1000meg
M.A.: 0-1/4/10/40/100/400/1000
Decibels: Minus 30 to minus 5/minus 10 to plus 15/10 to 35/30 to 55

Either positive or negative D.C. voltmeter indications instantly by means of reversal switch. Signal Tracing type test lead with isolation resistor in probe.
Model 645 is an ultra-modern high sensitivity instrument, with all of the famous Jackson features, including exceptional accuracy and simplicity of use.

MODEL 645 NET PRICE **$56.50**

GENERAL SPECIFICATIONS

The instruments listed on these pages are perfectly matched units—identical in panel size, style, color, and case construction. (Models 634, 640, 642, 643, 645, and 650-A.)
DIMENSIONS—8½" x 8½" x 6"—Unit welded steel, finished in grey morocco. Each instrument (except Model 640 Oscillator) is equipped with removable hinged metal lid.
ACCESSORIES—Each instrument is completely equipped with all necessary tubes, test leads or batteries and ready to operate.
Shipping weight for any unit—approximately 10 lbs.

MODEL 642 UNIVERSAL MULTIMETER 20,000 OHMS PER VOLT

A valuable and necessary instrument for all measurements of sensitive circuits such as A.V.C. voltages, etc. Many measurements may be made with current drain as low as 10 microamperes!

AUTOMATIC RANGE SELECTION—PUSH BUTTON CONTROLLED. Instant selection of any meter range is made simple with the eleven key push button selector.
TWENTY-THREE RANGES—SEVEN FUNCTIONS AC/DC volts — ohms — decibels — milliamperes — microamperes and amperes. Has special built-in shunt and 10 ampere range.
OHMS RANGES from ½ ohm up to thirty megohms. No external batteries or line power required. Current readings may be made as low as 2/1000ths of one milliampere. All D.C. volts ranges are 20,000 ohms per volt.
METER RANGES—

A.C. Volts: 0-10/100/250/500/1000/5000
D.C. Volts: 0-10/100/250/500/1000/5000
Decibels: Minus 10 to plus 14/10 to 34/30 to 54
D.C. M.A.: 0-10/100/250
Microamps: 0-100
Amperes: 0-10
Ohms: 0-3000/300,000/30,000,000

Construction is of the finest in materials and workmanship. Case is welded steel finished in grey morocco. Fitted with removable hinged steel cover. Protects meter and controls.
Case dimensions: 8½" x 8½" x 6". Weight 6 lbs. Complete with self-contained battery. Furnished with test leads.

MODEL 642 NET CASH PRICE **$48.50**

1,000 OHMS PER VOLT MODEL—Same ranges as above except micro-amps is 0-1000 and ohms ranges are 0-3000/300,000/3,000,000.

MODEL 643 NET CASH PRICE **$33.95**

NEW COMPACT MULTIMETERS

Models 610 and 615 are excellent general purpose instruments, compact in size but very complete in ranges. The two instruments are identical in size and style. Panels are finished in attractive two tone grey with white lettering.
RANGE SELECTION—Rotary switch method saves time and reduces errors. HIGH QUALITY METER—Three inch square type meter with two jewelled bearings.
RANGES MODEL 610

TWO OHMS RANGES—0-1000/0-500,000
FIVE D.C. VOLTS RANGES—0-5/50/100/250/1000
FOUR D.C.M.A. RANGES—0-1/5/50/250

RANGES MODEL 615—Same as Model 610 except has additional ranges of—

FIVE A.C. VOLTS RANGES—0-10/100/200/500/2000
ADDITIONAL HIGH VOLTAGE D.C. RANGE—0-2500 v.

Each instrument supplied complete with self-contained battery for ohms ranges. Test leads not included. Dimensions—7" x 4¼" x 3"

MODEL 610
DEALER NET PRICE **$13.50**

MODEL 615
DEALER NET PRICE **$18.95**

Copyright by U. C. P., Inc.

INDUSTRIAL CIRCUIT TESTER

Volt Ohm Milliammeter
MODEL 665-J

This multiple range instrument is designed to meet exacting requirements in various uses where thorough electrical testing is a necessity.

Production testing on motors, controls, etc.
Industrial and educational laboratories.
Military use—Signal Corps, Air Corps, etc.
Manufacturing—Plant Maintenance.
Tests on Signal Systems, Alarm Devices, etc.

The instrument is completely self-contained, is lightweight, compact, and portable. The unusually complete selection of meter ranges are suited to a wide range of measurements.
A total of 33 ranges are provided. Any range may be rapidly selected by means of the switching and pin jack arrangement.
All meter shunts and multiplier resistors are wire wound. The resistors are non-inductive and have a negligible temperature coefficient. All resistor spools are protected against moisture absorption.
The indicating meter is of finest quality, designed for sustained accuracy under severe service conditions. It is designed to withstand various temperature and humidity changes as well as vibration, overloads, etc.
A.C. ranges are accomplished by means of a full wave type copper oxide rectifier. This full wave rectifier circuit provides more stability at various frequencies and wave forms than the half wave type.
The panel is molded bakelite with all characters white filled for maximum legibility. Pin tip jacks for test leads are molded into the panel. The case is made of steel and finished in black morocco enamel.

— RANGES —

VOLTS AC & DC (1000 ohms per volt)
0-1000/500/250/100/50/25/10/5/2.5/1.0
MILLIAMPERES
0-500/250/100/50/25/10/5/2.5/1.0
OHMS
0-1,000 —(25 ohms center scale)
0-10,000 —(250 ohms center scale)
0-100,000 —(2,500 ohms center scale)
0-1,000,000—(25,000 ohms center scale)
OUTPUT RANGES
The A.C. Ranges of 1 to 1000 volts may be used by means of the built-in series condenser. This provides for adjustment of output levels of receivers, speakers, amplifiers, etc.
ACCURACY: 2% on DC Ranges—5% on AC Ranges.
DIMENSIONS: 5½ x 8¼ x 3-27/32". WEIGHT: 5 lbs.
Test Leads Furnished.

NET PRICE (Less carrying case) **$65.00**
Case for 665-J (Leatherette) **5.00**

AUDIO OSCILLATOR
MODEL 652

The Model 652 provides an audio frequency voltage DEVELOPED AT ITS FUNDAMENTAL FREQUENCY. The basic design of the instrument is entirely different from the "beat frequency" type of Audio Oscillator.

FEATURES

RESISTANCE CAPACITY TUNED CIRCUIT DESIGN, engineered for modern needs of audio measurements.
NO ZERO ADJUSTMENT—Tuned Fundamental Frequency method provides permanently locked calibration.
OUTPUT CHARACTERISTICS—Model 652 meets the most exacting requirements as to WAVE FORM—UNIFORM FREQUENCY CHARACTERISTIC—AND OUTPUT LOAD IMPEDANCE SELECTION. A special feature of the output system is the ten ohm tap for low impedance circuits such as speaker voice coils, etc.
COMPLETE STABILITY—The stability of frequency calibration is constant throughout the entire range. The stabilized circuit permits large changes in line voltage to occur without affecting frequency or waveform and having negligible effect on output voltage.
SIMPLIFIED OPERATION—It is only necessary to select desired FREQUENCY and OUTPUT. THERE ARE NO OTHER CONTROLS. Therefore the possibility of errors in operation is eliminated.
HIGH OUTPUT POWER—More than THREE TIMES the output power usually available from "ordinary" audio oscillators.
CONSTRUCTION—Frequency dial is glass enclosed. All controls are legibly marked. Rugged mechanical construction assures trouble-free operation under severe service conditions.

SPECIFICATIONS

Frequency Range—20 cycles to 20,000 cycles in 3 ranges. 20-200 cycles/200-2000 cycles/2000-20,000 cycles.
Accuracy—Frequency calibration accurate to within 3% or 1 cycle.
Output Impedance—Five values of output impedance 10 ohms/250 ohms/500 ohms/5000 ohms/HIGH. Controlled by selector switch.
Output Power—500 milliwatts. Continuously variable from zero to maximum.
Waveform—Less than 5% Harmonic Distortion between 30 and 15,000 cycles.
Frequency Characteristic—Plus or Minus 1 DB between 30 and 15,000 cycles.
Line Voltage—105-120 Volts—50-60 Cycle A.C.
Tubes—1-80, 1-6SJ7, 2-6F6 furnished installed in instrument.
Dimensions—13" wide, 9½" high, 9⅝" deep. Wt. 26 lbs.

MODEL 652 NET CASH PRICE **$88.50**

CATHODE RAY OSCILLOGRAPH — MODEL 523

- Vertical Amplifier and Horizontal Amplifier
- Calibrated Linear Timing Circuit
- Frequency Control and Vernier
- Automatic "Lock-in "Control
- Spot and Focus Controls on Main Panel
- Calibrated Screen

SENSITIVITY—The input sensitivity to vertical plates is 4/10 of one volt R.M.S. per inch of deflection. This sensitivity is secured by means of high gain amplifiers having a frequency range to 100 kilocycles.
HORIZONTAL SWEEP—A horizontal time axis "sawtooth" oscillator provides a frequency from 20 to 20,000 cycles. Frequencies up to 100,000 cycles may readily be inspected, resulting in a five pattern image. Timing frequency range switch is marked directly in frequency. This feature greatly simplifies the selection of a desired frequency range.
CONSTRUCTION—Design and construction are practical in every respect. The entire cabinet is heavy gauge steel construction. The instrument is attractively finished in grey morocco, oven-baked enamel. The control plates are etched with white back-ground and black characters. The very finest of materials and construction are employed throughout.
POWER SUPPLY & TUBES—Operates from 110-volt, 50-60 cycle power supply. The Model 523 is supplied complete with 3-inch Cathode Ray Tube, two type 57, one type 885 and two type 80.
DIMENSIONS—17" x 8¾" x 12¾" overall. Weight 30 lbs.

MODEL 523 NET CASH PRICE **$76.50**

Copyright by U. C. P., Inc.

SUPREME INSTRUMENTS
Newest Engineering Developments



MODEL 589

TUBE AND BATTERY TESTER

←

MODEL 599

TUBE AND SET TESTER

→



MODEL 589 TUBE AND BATTERY TESTER has a completely modernized circuit. The tube test sockets are not wired directly to the circuit, but, instead, pass through the patented Supreme Double Floating Filament Return Selector system which automatically re-connects all tube elements to any possible tube base arrangement. Due to the fact that any or all elements of each socket can be rotated to any desired position, only one socket of each type is necessary. Tests every type of tube from ¾ volt to full line voltage at its correct anode potential under proper load. Tests **separate sections in multi-purpose tubes.** Checks all leakages, **shorts, open elements and filament continuity** with a neon lamp. A circuit insert is provided for checking noise, leakage, loose and bad connections.

The battery testing circuit of the Model 589 provides the proper load at which each battery is to operate, plainly marked on the panel, for all 1.5, 4.5, 6.0, 45 and 90 volt portable radio types. The condition of the battery is indicated on an English reading scale.

This is the fastest and easiest tester to operate. Just "follow the arrows"—you can't go wrong. Roller type tube chart with brass geared mechanism lists tubes in logical numerical order. Each tester carries a one year free tube setting service. SUPREME engineering and construction PLUS the best materials the market affords, make the 589 your biggest dollar value. You will be proud to own this instrument.

Dealer Net Cash Price **$38.50**

Terms: $7.50 cash and 6 payments of $5.80.

Large illuminated meters—dual sensitivity neon tests (200,000 ohms or 2 megs.)

589 with 7" meter—Dealer Net Cash Price **$50.75**

Terms: $8.50 cash and 8 payments of $5.92.

589 with 9" meter—Dealer Net Cash Price **$53.95**

Terms $8.50 cash and 8 payments of $6.35.

MODEL 599 TUBE AND SET TESTER is very similar in appearance to the Model 589, and includes all the features and advantages of this instrument. In addition, it provides the following ranges:

0.2 TO 1500 D.C. VOLTS—5 carefully selected ranges—0/6 15/-150/600/1500 volts. 1000 ohms per volt STANDARD sensitivity.

0.2 TO 600 A.C. VOLTS—4 A.C. ranges—0/6/15/150/600 volts. Rectifier **guaranteed** with instrument and **fully protected** from overload damages.

0.2 M.A. TO 600 M.A.—3 direct current ranges 0/6/60/600 allow measurement of screen, plate, "B" supply and D.C. filament loads.

0.2 TO 600 OUTPUT VOLTS—0/6/15/150/600—ideal for alignment. No button to hold down—no external condenser necessary.

0.1 OHM TO 20 MEGOHMS—4 ranges 0/200/20,000 ohms, 0/2/20 megohms. A low range at high current with 3.5 ohms center scale.

ELECTROSTATIC—ELECTROLYTIC LEAKAGE TEST—provides an excellent test of paper condensers by means of the highly sensitive 20 megohm range. Much better than neon lamp methods as the ohmmeter is calibrated. Is equally useful in checking leakage in electrolytic condensers.

Just as the 589 is your best value in a tube and battery tester, the 599 is your best value in a combination tube tester, battery tester and set tester. Remember, you have all the features of the 589 **PLUS** a complete AC, DC, volt, ohm, megohm, milliameter, at a cost of only 47c per range.

Dealer Net Cash Price **$49.95**

Terms: $8.50 cash and 8 payments of $5.81

Metal cabinets, vertical (as illustrated) or counter type by merely reversing instrument panel.

599 with 7" meter—Dealer Net Cash Price **$63.25**

Terms: $9.50 cash and 10 payments of $6.00.

599 with 9" meter—Dealer Net Cash Price **$66.50**

Terms: $10.00 cash and 10 payments of $6.32.

MODEL 504-A COMBINATION TESTER

Model 504-A is radio's finest quality **combination tube tester, battery tester, condenser leakage tester,** and a 31 range push-button operated **multimeter.** Correctly tests all types receiving tubes with filaments from ¾ volt to full line voltage. Uses patented Double Floating Filament Return Selector System which automatically re-connects each tube socket for any possible tube base arrangement. Due to this special circuit only one socket is required for each tube base. Tests all standard type tubes, including octals, loctals, miniatures, Bantam, Jr., pilot lamps, etc. Speedy operation. Set controls from left to right—just "follow the arrows". Neon lamp checks for leakage, shorted elements, open elements and filament continuity. Pressing a button increases the sensitivity of the neon lamp to 2 megs. Circuit insert for noise test. Fast roll chart—free tube setting service for one year. Checks portable radio batteries under proper load. Checks leakage of electrolytic and electrostatic by-pass condensers. Quality of tubes, batteries, and electrolytic condensers all indicated on English reading "good-bad" scale. Multimeter section completely automatic with instantaneous push-button finger-tip control—7 ranges 0.1-5/25/100/250/500/1000/2500 D.C. volts; 5 ranges 0.1-5/10/50/250/1000 A.C. volts and output; 7 ranges 10-500 microamperes/2.5/10/50/250 mils., 1 10 amperes; 5 ranges 0.1-200/2000/20,000/2 meg./20 megs.—3.5 ohms center scale. Rectifier guaranteed— temperature compensated circuit. No external condenser required on output volts. Accuracy of calibration 2% on D.C. and 3% on A.C. Complete with batteries and detailed instructions.

Dealers Net Cash Price **$83.50**

Terms: $10.00 cash and 10 payments of $8.18.

Copyright by U. C. P., Inc.

SUPREME INSTRUMENTS
Supreme by Comparison

MODEL 560-A VEDOLYZER

The VEDOLYZER is a complete DYNAMIC SIGNAL ANALYZER for testing radio receivers, parts and associated electronic apparatus under ACTUAL OPERATING CONDITIONS. By combining radio's most useful instruments, the CATHODE RAY OSCILLOSCOPE, VACUUM-TUBE VOLTMETER, SIGNAL TRACER, WAVEMETER and MULTIPLE MONITORING SYSTEM, Supreme engineers have developed one of the most versatile testers ever introduced to the industry. After three years in the field the VEDOLYZER has shown that it has innumerable possibilities of utilization. The perfect instrument for radio servicing—a master trouble shooter. You actually SEE THE SIGNAL on the screen of the cathode ray tube. Checks for the QUANTITY AND QUALITY of the signal at the same time in any R.F., A.F. or I.F. amplifier. Checks oscillator frequency and relative output, hum, distortion, gain, intermittent operation, alignment, and other essential tests. Checks condensers without disconnecting them from the circuit. Industrial laboratories, factories, educational institutions, have found this instrument to be invaluable in both research and production.

The cathode ray oscilloscope has a high gain, wide range television amplifier frequency compensated from 20 cycles to 2.5 megacycles. Also has built-in linear sweep generator and horizontal amplifier. Positive, stable synchronization internal or external. Vacuum-tube multimeter is electronic type with 7 ranges D.C. volts (0.1 to 6000), 7 ranges A.C. volts (0.1 to 3000), 7 ranges ohms (¼ ohm to 1000 megohms). The signal tracer can be tuned or untuned simply by turning a switch. Uses both scope and meter as indicators. All controls available from front panel. Multiplier and attenuator decade multiple type—direct gain measurements. Wavemeter checks frequencies from 65 Kc to 6.5 Mc. on direct reading scale. Multiple monitoring system for connecting to more than one stage at a time. Complete with probes, tubes and detailed instructions.

Dealer Net Cash Price $163.95

Terms: $20.00 cash and 12 monthly payments of $13.20.

MODEL 561 COMBINATION A.F. & R.F. METERED SIGNAL GENERATOR

The Model 561 is a combination of four indispensable instruments—each of the highest quality and a leader in its classification. Engineered and built into one beautiful unit it includes a RADIO FREQUENCY GENERATOR, an AUDIO FREQUENCY GENERATOR, a FREQUENCY MODULATOR and a CARRIER AND MODULATION MONITOR. The RADIO FREQUENCY GENERATOR is of special design to insure high stability and good wave-form from 65 kilocycles to 29.5 megacycles in five bands on ONLY TWO SCALES. Last band will provide signal to over 60 megacycles using harmonics. All R. F. coils are provided with adjustable iron cores and air trimmer capacitors, making the calibration accuracy to less than ½ of 1%. A separate tube is used as a buffer amplifier to provide smooth carrier control and linear modulation. Output is equipped with a completely shielded attenuator for signal control from ½ microvolt to 100,000 microvolts. The AUDIO FREQUENCY GENERATOR covers the complete audio spectrum from 15 to 15,000 cycles. Audio output has excellent wave-form with less than 5% harmonic content. Frequency response is virtually flat from 30 to 10,000 cycles and down 2 db. at 15,000 cycles. Power output is approximately 150 milliwatts with an open circuit voltage of 35 volts. Push button selection of four output impedances (50/500/5000 and 50,000) with provisions for push-pull inputs. The FREQUENCY MODULATOR is of the electronic type with internal frequency to produce a double image pattern with automatic synchronization. Two vacuum tube voltmeters are built into the unit to monitor the R. F. voltage and percentage of modulation. Each generator may be used separately or in conjunction with each other to provide the radio technician with any type of signal required for the testing and alignment of radio receivers and other electronic equipment. Each unit is shipped complete with all cables, tubes, and detailed instructions.

Dealer Net Cash Price $107.50

Terms: $15.00 cash and 12 payments of $8.54

MODEL 562 AUDOLYZER

This is a quick, easy, inexpensive test instrument for DYNAMIC TESTING of every radio receiver using the Signal Tracing method. Easy to operate. You always HEAR the demodulated signal instead of watching a meter or magic eye. You can find the dead portion of any receiver by connecting your modulated signal generator to the receiver and touching the SUPREME AUDOLYZER'S probe first to the antenna post, then the grid of the R.F. tube, the R.F. tube plate, etc., right back through the complete receiver. You will hear a signal in the AUDOLYZER'S speaker (which has a volume control) until you hit the dead stage. You can use the AUDOLYZER'S vacuum tube volt meter to measure all D.C. voltages without disturbing receiver's normal operations. 7 D.C. voltage ranges of 0/1/3/10/30/100/300/1000 at 15 megs input. Meter is center-reading type with 'plus' and 'minus' readings to each side of center eliminating reversing test leads for polarity changes. You can measure resistance from 0.1 ohm to 20 megohms. 5 ranges give you perfect overlap as the 0/200 is the low range with 3.5 ohms center scale. Total ranges are 0/200/2000/20,000 ohms and 2/20 megohms. Next, you can check receiver's oscillator. If oscillator cuts out or is weak when receiver dial is rotated, AUDOLYZER meter immediately indicates it. To determine unknown frequency of oscillator, I.F., or R.F. signal, use tuning portion of SUPREME AUDOLYZER and AUDOLYZER'S V.T.V.M. as frequency meter.

For receiver's oscillator place probe on oscillator output and tune AUDOLYZER for greatest meter swing. Read frequency on AUDOLYZER'S direct-reading dial. For R.F. determination, connect your signal generator to receiver's input and place AUDOLYZER probe on output of R.F. stage under test. Adjust signal generator and AUDOLYZER to same frequency. Adjust receiver trimmer until receiver dial reads correctly. To determine actual signal fed to I.F. stages connect AUDOLYZER probe to first Det. output, feed a signal into receiver and adjust AUDOLYZER dial until you get maximum swing of its meter needle. Read actual I.F. signal's frequency on AUDOLYZER. Relative gain or loss of signal strength in any stage, tube or transformer can be determined. You can check A.V.C. circuits for correct applied voltage under actual operating conditions. You can adjust A.V.C. circuits. Distortion is easily noted by ear.

Dealer Net Cash Price $99.95

Terms: $15.00 cash and 12 payments of $7.92 each

Net

Copyright by U. C. P., Inc.

SUPREME INSTRUMENTS

Supreme by Comparison

MODEL 571 SIGNAL GENERATOR

Here is a test oscillator which offers high accuracy and stability at an amazingly low price. By using air core trimmer capacitors and iron core inductors the SUPREME Model 571 can be calibrated at both ends of the dial, making the over-all accuracy to less than ½ of 1%. High "Q" coils and ideal L/C combination, together with rugged construction provide high frequency stability. Double shielding makes unit capable of withstanding large temperature and humidity changes as well as minimizing unwanted leakage. Wide frequency range from 65 KC to 20.5 megacycles in five bands on fundamentals and to over 60 megacycles on harmonics. All five bands read on but two basic scales calibrated on a large 6-inch illuminated dial. Dual ratio tuning mechanism provides easy, accurate adjustment. Has built-in 400 cycle audio oscillator with sine wave out-put. Provisions for internal modulation at two levels (high and low) for checking second detector distortion. Audio output also available from panel for checking A.F. systems. R.F., I.F. and high frequency fully controllable with double shielded non-shorting ladder type attenuator. Beautiful black metal panel with silver and red trim. Complete with all accessories and operating instructions.

Dealers Net Cash Price **$50.75**

Terms: $7.50 cash and 8 payments of $6.05

MODEL 546 OSCILLO-SCOPE

The Model 546 has merited the endorsement of servicemen, radio set manufacturers in research and production, industrial laboratories, factories and colleges for more than four years. This is a complete oscilloscope incorporating a cathode ray scope, vertical and horizontal amplifiers and linear sweep generator. The scope uses a high vacuum 3" cathode ray tube of the medium persistance type. All controls are on the front panel including special terminals for direct connection to deflecting plates. Can be used with or without the specially designed sensitive linear amplifiers. Both vertical and horizontal amplifiers have high impedance input and wide frequency response. Has built-in linear sweep generator for providing timing axis from 15 to 30,000 cycles. Positive, stable synchronization, internal or external. Observations may be made using external or internal sweep. Ideal for checking alignment of radio receivers, percentage of modulation on transmitters, waveforms. Extremely flexible design makes applications unlimited. Complete with detailed instructions.

Dealers Net Cash Price **$82.50**

Terms $10.00 cash and 10 payments of $8.07

MODEL 563 AUDIO OSCILLATOR

The SUPREME Beat Frequency Audio Oscillator has many important service applications. It provides three output impedances of 250, 500, and 5,000 ohms; output frequency of 30 to 15,000 cycles ± 1 db. from 30 to 10,000 cycles. Down 2 db. at 15,000 cycles; power output is 125 milliwatts; distortion less than 5% RMS over entire range; hum level —60 db. below maximum output; large ratio dial, calibrated scale 11" in length; tube complement of 2 type 6SK7, 2 type 6C5, and 1 6X5; power consumption 35 watts—fuse protection. Shipping weight 20 lbs.

Dealers Net Cash Price ..... **$57.50** Terms: $8.50 cash and 8 payments of $6.84

MODEL 549 ELECTRONIC VOLTMETER

Model 549 also includes standard AC volts and output volts, mils, etc. 0.1 to 6000 D.C. VOLTS. 6 overlapping ranges to 600 volts which may be extended to 6000 volts by use of special probe. Input impedance to 600 volts is 15,000,000 ohms and 6000 range is 150 megohms.

0.5 OHMS TO 1000 MEGOHMS. 5 overlapping ranges, all operated from self-contained 3-volt battery. Only one zero adjustment for all ranges.

0.1 TO 500 A.C. VOLTS. 5 overlapping ranges. Rectifier guaranteed, temperature compensated. . . .

10 MICROAMPS TO 15 AMPS D.C. in 7 overlapping ranges. . . . 0.1 TO 500 OUTPUT VOLTS in 5 ranges. . . . Available in counter or portable types.

Model 549 (with metal case)—**Dealers Net Cash Price** **$50.75**
Terms: $7.50 cash and 8 payments of $6.05

Model 549 (with oak case)—**Dealers Net Cash Price** **$53.95**
Terms: $8.50 cash and 8 payments of $6.35

Test Leads No. 4875 for Model 549 ..... **$7.50**
Note: If purchased with 549, add $1.03 to each installment. No down payment.

MODEL 547 MULTIMETER

Model 547 has fast push-button operation similar to the Model 592. Uses large 7" meter.

D.C.M.A.—5 ranges of 0/6/30/150/300/600
D.C. VOLTS—6 ranges of 0/6/30/150/300/600/3000
A.C. VOLTS—6 ranges of 0/6/30/150/300/600/3000
OUTPUT VOLTS—6 ranges of 0/6/30/150/300/600/3000
DECIBEL—5 ranges of —10/+4/+18/+32/+38/+44
OHMS—3 ranges of 0/2M/20M/200M
MEGOHMS—2 ranges of 0/2/20
CAPACITY—3 ranges of 0/.2 mfd/2 mfd/20 mfd.

Temperature compensated, copper-oxide rectifier fully protected and guaranteed. Available in portable or counter types.

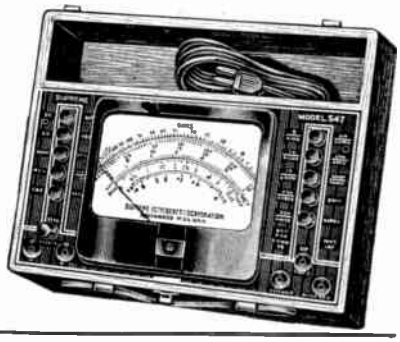

Model 547 (with metal case)—**Dealers Net Cash Price** **$43.25**
Terms: $7.50 cash and 8 payments of $5.00

Model 547 (with oak case)—**Dealers Net Cash Price** **$45.95**
Terms: $8.50 cash and 8 payments of $5.26

Copyright by U. C. P., Inc.

Net

SUPREME INSTRUMENTS
Supreme by Comparison

MODEL 592 SET TESTER

Service men who know the principle of Model 592 operation will never go gack to rotary switch or pin jack operation. 44 ranges at your finger tips.

1 Microampere to 14 amps; 8 ranges (1—70/700 microamps; 7/35/140/350 M A; 1.4/14 amps.)

0.1 to 1400 D.C. volts; 7 ranges at 1000 ohms per volt and 7 ranges at 25,000 ohms per volt sensitivity of: (0.1-3.5/7/35/140/350/700/1400). **Double Meter Sensitivity.**

¼ ohm to 50 megs: 6 ranges (¼—500/5,000/50,000/500,000 ohms and 5/50 megs). **All from self contained battery power.**

0.1 to 1400 A.C. volts: 6 ranges 0.1—7/35/140/350/700/1400). Temperature compensated—rectifier guaranteed.

Complete output ranges: 6 ranges (0/7/35/140/350/700/1400). No external condenser necessary.

—0 to +46 D.B.: 4 ranges 0.006 to almost 200 watts—(0/+16; +10/+26; +20/+36; +30/+46).

50 meg. resistance range allows very accurate leakage check nf all electrostatic paper and mica condensers. New specially designed A.C. rectifier circuit minimizes burnouts from momentary overloads. NO SAFETY SWITCH TO HOLD DOWN. Copper-oxide rectifier GUARANTEED the same as every other part. D.B. (decibel) conversion chart furnished so D.B. readings can also be taken on any line of known impedance. D.B. readings direct from 500 ohm line. SUPREME 592 easiest multimeter to operate—just depress one button on left side of panel for desired function and one button on right side for desired range. One set of pin jacks serve 43 ranges. 14 amps range on separate binding posts. 40 microampere meter movement. Wire wound shunt resistors. Special push-button for quick ohmmeter zero adjustment. Four years actual field use by thousands of Service Men prove the 592 to be TOPS in instrument value.

Dealers Net Cash Price **$55.95**

Terms: $8.50 cash and 8 payments of $6.64

MODEL 543

MODEL 542

MULTIMETERS

A POPULAR COMPACT POCKET LABORATORY

MODEL 543 POCKET MULTIMETER

The Model 543 Pocket Multimeter uses the same bakelite case as Model 542. Attractive two-color panel—full size 3" one-mil meter. A single rotary selector switch provides functions and ranges of: Resistance—0/2000/200,000 ohms; Direct Current—0/6/60/600 M.A.; AC—0/15/150/600/3000 volts; D.C. 0/15/150/600/3000 volts. Batteries furnished and contained within case. Ranges at 1,000 ohms per volt **standard** sensitivity. With this instrument you can make A.C. and D.C. voltage measurements in radio and television receivers and if you are a "Ham" you can use the high voltage ranges on your transmitter and scope. This is a beautifully designed and rugged little instrument at an astonishingly low price.

Dealer Net Cash Price **$16.25**

MODEL 542 POCKET MULTIMETER

A regular little pocket laboratory with a case only 3 x 5¾ x 2" in size, weighing but 23 ounces—24 ranges—just as accurate and even more convenient than you would expect to find in an instrument twice its price. 4 DC mil ranges (with first scale division 5 microamperes) of 0/0.3/6/30/150; 4 DC volt ranges (with first scale division 0.1 volt) of 0/6/150/300/1500; 4 ohms ranges (with 1 ohm first scale division and 25 ohms center scale) of 0/2,000/20,000/200,000/2 meg; 4 AC volt ranges (with first scale division 0.1 volt) of 0/6/30/150/600; 4 output ranges of 0/6/30/150/600; 4 decibel ranges of —6/+10, +8/+24, +22/+38, +34/+50. The Model 542 is not a toy—it uses a full size 3" square meter with a rugged, accurate 200 microampere movement and a knife edged pointer. This movement has a sensitivity of 5000 ohms per volt. All ohmmeter ranges, including the megohm ranges, are operated by batteries furnished with the instrument and contained within its durable black moulded bakelite case.

Dealer Net Cash Price **$20.75**

TERMS: IF PURCHASED WITH OTHER EQUIPMENT CASH PRICE ONLY WILL BE DIVIDED AND ADDED TO OTHER PAYMENTS. NO FINANCE CHARGE — NO ADDITIONAL DOWN PAYMENT.

BUILT FOR PUNISHMENT

Popular Supreme Model 542 and Model 543 in a Blitzkreig dress—used by the army—and telephone companies—where hard knocks are the rule rather than the exception. Built for Punishment. Heavy steel cover protects meter—snaps into place. Full protection without the inconvenience of the old style lid. Large, sturdy leather handle, but still small enough to slip in your pocket. Size 3½" x 6¼" x 2¾". Wt. 2 lbs. 2 oz.

Model 542 with Metal Case

Dealer Net Cash Price **$22.95**

Model 543 with Metal Case

Dealer Net Cash Price **$17.95**

TERMS: See above.

Net

Copyright by U. C. P., Inc.

NOTE: ALL PRICES ON THIS PAGE HAVE BEEN INCREASED APPROXIMATELY 10%

HICKOK TEST EQUIPMENT

Model 510X
Size: 14" x 13¾" x 6"

MODEL 510X RADIO TUBE AND SET TESTER

Measuring Dynamic Mutual Conductance in Micromhos*

THREE RANGES: 0-3000, 0-6000, 0-15,000 MICROMHOS

With Five Inch Rectangular Meter—Scale Length Over 4½ Inches

Both 510X and 530 units test tubes identically. Includes A.C., D.C. Volts, Ohms, Milliamperes, Capacity, Leakage, Inductance, Output and Decibel Measurements. Tests all tubes, octal, loktal and tubes up to and including 117 volt filament. Contains sensitive test for noisy tubes. **Indications, Set Tester Section:** Reliable electronic rectifiers for A.C. Volts. No Copper oxide rectifiers used on any ranges. No burnt out rectifiers, no trouble. Linear scale. A.C. Volts: 0-20, 0-200, 0-500, 0-1000—Readable as low as .1 volt. A.C. voltmeter used to read output. D.C. Volts: 0-20, 0-200, 0-500, 0-1000. 1000 ohms per volt, all ranges. D.C. Milliamperes: -20, 0-200. Ohms .1 to 25 Megohms in 3 overlapping ranges. No Batteries Used. Capacity. .0001 to 24 Microfarads in 3 overlapping ranges. Checks leakage in electrolytic condensers with polarizing voltage.

Indications Tube Tester Section: Delivers filament voltages up to 117 in consecutive steps. No obsolescence! Micromhos: 0-3000, 0-6000, 0-15000. Also expressed in English reading scale "Good", "Replace" and "Doubtful", three colors. Diodes tested separately for emission. Highly accurate line test on meter—Extremely stable.

FEATURES: ● Uniform Scale for both A.C. and D.C. Volts. ● True Dynamic Mutual Conductance. ● Sufficient plate current to accurately check both Power and Mutual Conductance. ● Each tube element receives proper voltage. ● Checks gas content accurately. ● Detects both short and open elements. ● Elements tested separately in multi-element tubes. ● Short tests made hot or cold. ● Selector switches take care of all future tubes. ● Sells more tubes—cuts them closer. ● No complications. No Customer confusion. ● Rectified current is used on both Plate and Grid. No Copper Oxide Rectifiers Used. ● A.C. Voltmeter accurate on Audio Frequencies. ● Instructions supplied for reading Decibels. ● Checks inductance of chokes with or without D.C. Component of Current. ● Checks leakage in electrolytic or paper condensers. ● Measures hum in filter systems. ● Method of measuring Dynamic Mutual Conductance patented.

NET $69.00

MODEL 530 TUBE TESTER

Measuring Dynamic Mutual Conductance in Micromhos*

(Illuminated Dial)

THREE RANGES: $-3000, 0-6000, 0-15000 MICROMHOS (Patented)

***Note:** The Unit of Mutual Conductance is the Micromho. If a Tube Tester does not read in Micromhos it is not a Dynamic Mutual Conductance Tester. The only dual reading units made indicating Dynamic Mutual Conductance in Micromhos—also Good, Replace, Doubtful. New roll chart, greatly enlarged and simplified. See arrows pointing to chart on tester panel. Most simple of all to operate. Tests all tubes, including Octal, Loktal, and up to and including 117 volt filament types. Contains sensitive test for noisy tubes.

Technical Description of 530C and 530P Tube Testers: Rectified current is used to energize both plate and grid. Superimposed on the rectified voltage in the grid circuit is an alternating signal voltage. The large square meter responds only to the change in plate current caused by the signal on the grid. The meter is not affected by the steady value of plate current, except in diodes and rectifiers in which plate current is indicated. The 530 type testers are truly Dynamic Mutual Conductance Testers. In twin and multi-element tubes, the components are tested separately, determining the dynamic mutual conductance of each component. In twin grid tubes each grid is energized separately, determining the relative function of each. Diode plates are tested separately.

FEATURES: ● Reads Dynamic Mutual Conductance Directly in Micromhos which is standard engineering practice. No Graphs. ● Sufficient Plate Current to accurately check both emission and Mutual Conductance simultaneously. ● Each tube element receives proper voltage. Rectified current is used on both Plate and Grids. ● Checks gas content on meter. Gassy tubes ruin the operation of even the best radio receivers. ● Detects both short and open elements. ● Elements tested separately ● Mutual Conductance readings not affected by amount of plate current. ● Ninety-four unused in multi-element tubes. ● Short tests made hot or cold. ● Selector switches take care of all tubes, switch positions for future tubes, only 50 used. All positions wired. ● Only one setting to make. No complications. No customer confusion. ● Tests Diode plates separately. ● Tests all ballast tubes, Magic Eye Tubes, New Battery tubes, Gas tubes: 0Z4, 0A4, 874. Octal, Loktal and to 117 Volt. Made in either Portable or Counter Type as shown—Specify When Ordering.

Size: 530C, Counter Type, 14" x 16" x 6". **Size: 530P, Portable Type, 14¾" x 13" x 6".**

For Portable or Counter Model.....**NET $56.40**

MODEL 133 — LABORATORY QUALITY SET TESTER

BUILT WITH PRECISION — MEASURES WITH PERMANENT ACCURACY

Here is a completely new and modern Radio Set Tester and should not be confused with ordinary Volt-Ohm-Meters or a multiplicity of small units that provide at best, only partial service.

This instrument is accurate within 2% of full scale deflection on all ranges, and employs a special new design meter with full range 40 microamperes. Sensitivity—25,000 ohms per volt, sufficient to service the new frequency modulation receivers. Uniform scale 5" square meter — four-color dial.

METER RANGES

D.C. Microamperes — 0-40-500.
D.C. Milliamperes — 0-5-50-500.
A.C. and D.C. Volts — 0-2.5-10-50-250-500-2500.
D.C. Volts — 25,000 ohms per volt.
A.C. Volts — 1000 ohms per volt.
Ohms — 0-30-10,000-1 meg.-10 meg.
Decibels — - 20 to +3, +15, +29, +43.
Contains battery tester, for testing batteries, in all popular sizes up to 135 volts.

A new type of rectifier is used that gives a uniform scale for the A.C. voltage ranges. A.C. and D.C. volts are shown on the same uniform scale. The improved rectifier gives the A.C. voltmeter a flat frequency response for audio frequency measurements up to 10,000 cycles. Change in battery voltage does not affect the accuracy of the ohms range.

Size: 11" x 13" x 7".

MODEL 133 ..... **NET $45.00**

Copyright by U. C. P., Inc.

NOTE: ALL PRICES ON THIS PAGE HAVE BEEN INCREASED APPROXIMATELY 10%

HICKOK TEST EQUIPMENT



NOW with the Model 155 Indicating Traceometer and its five precision meters you can measure and trace the signal (without interfering with the performance of the set), in any five circuits at one time. Vacuum Tube Voltmeter circuits so arranged that accidental overload can not damage meters.

MODEL 155 TRACEOMETER

FOR RAPID SERVICING OF FREQUENCY MODULATED AND AMPLITUDE MODULATED RECEIVERS. SELF CONTAINED SPEAKER INTERNALLY CONNECTED FOR MONITORING EITHER R.F.-I.F. OR A.F. CHANNELS.

● Actually measure the signal in microvolts at any point in the entire RF-IF section. ● Measure the actual oscillator voltage throughout its entire range. ● Measure all of the D.C. voltages. A. V. C., A. F. C. Power Supply, etc. ● Measure any A.F. or A.C. voltage in any circuit. ● Measure the actual wattage consumption of any A.C. system to 300 watts. ● Trace the signal by means of self contained speaker through the entire R.F.-I.F. and Audio Channels.

RF—IF (LOW FREQUENCY) SECTION

Frequency Ranges
100-250 K.C., 250-650 K.C., 650-1800 K.C.
Accuracy ± 1%. Scale length — 23".

Voltage Ranges
0-5000-25,000-100,000 microvolts.
0-0.5-2.5-15.0-25.00 volts.
Basic sensitivity without cable — 0 — 25 microvolts for full scale deflection.
Input capacity — 0.85 micro microfarads.
Monitor Jack on front panel for connection to phones or oscillograph.

OSCILLATOR (HIGH FREQ.) SECTION

Frequency Ranges
600-1700 K.C., 1.7-5.0 M.C., 5.0-15.0 M.C.
Accuracy ± 1%. Scale length — 23".

Voltage Ranges
0-0.3-1.5-7.5-30.0-150.0 volts.
Basic sensitivity without cable—200 microvolts.
Input capacity—1.2 micro microfarads.
Monitor Jack on front panel for checking with phones or oscillograph for modulation hum.

AF VOLTMETER SECTION

Voltage Ranges
0-0.1-1.0-5.0-10.0-50.0-100.0-500.0.
Input impedance 20 to 200,000 cycles, ± 1 D.B. Accuracy ± 2%.
Monitor jack on front panel for oscillograph or phone use.

Wattage Range
0-300 watts. Accuracy ± 1½%.
Wattmeter connection on front panel.
Meter protection — Fuse.

FUSE PROTECTION
5 ampere fuse on front panel, fuses entire equipment including wattmeter.

VOLTAGE REGULATION
Complete Voltage Stabilization against Line Fluctuation. Self-contained voltage regulation of the vacuum tube voltmeter circuits operating the indicating meters. Pilot lamps on front panel, continuous indication when instrument is in operation. Two ground connections are provided on the front panel—one for the receiver under test and the other connection for the oscillograph or other equipment being used as a monitor. Complete operating instructions outlining in detail the use of the Traceometer.

ACCESSORIES
Complete with four universal (test probe or clip type) low capacity shielded cables and chasis connector lead.

Size: 13" x 16" x 10"..NET **$123.00**

Other than 110 volts, 60 cycles—$3.00 Net Ex.

MODELS 177X & 188X UNIVERSAL CRYSTAL CONTROLLED SIGNAL GENERATORS

SPECIFICALLY DESIGNED FOR FREQUENCY AND AMPLITUDE MODULATION SERVICING

OUTPUT SELECTIONS
FUNDAMENTAL FREQUENCIES

1. Wide Band Frequency Modulated R.F. Output. 750 K.C. Sweep. 100 K.C. to 133 Megacycles. (Modulated internally at 60 cycles for visual alignment of wide band frequency modulated and television) R.F. and I.F. stages.
2. Frequency Modulated R.F. Output (Frequency modulated standard sweep—150 K.C.) 1000 K.C. to 133 Megacycles. Modulated internally at 400 cycles or can be modulated from external source from 10 to 15,000 cycles.
3. Frequency Modulated R.F. Output (30 K.C. sweep standard for visual alignment of amplitude modulated receivers) from 100 K.C. to 110 megacycls.
4. Amplitude Modulated R.F. Output 400 cycles) 100 K.C. to 110 megacycles (or can be externally modulated from 50 cycles to 15,000 cycles).
5. Unmodulated R.F. Output 100 K.C. to 110 megacycles.

Four Crystal Controlled Outputs. Accuracy .01%.

6. 100 K.C. Modulated (400 Cycle)—100 K.C. to 15,000 K.C.
7. 100 K.C. Unmodulated—100 K.C. to 15,000 K.C.
8. 1000 K.C. Modulated (400 cycle) 1000 K.C. to 100 Megacycles.
9. 1000 K.C. Unmodulated—1000 K.C. to 100 Megacycles.
10. 100 to 10,000 Cycle Variable Audio Frequency Output.
11. 400 Cycle Fixed Audio Output.

All Ranges Controlled by Output Attenuator.

12. Synchronized Sweep Voltage for Oscillograph use.

METER
Self-contained Power Level Meter. Three Ranges. —10 to +6, +6 to +22, +22 to +38 db. Model 188 and 188X only.

R.F. RANGES 100 K.C. TO 110 M.C.
Seven Fundamental Continuously Variable R.F. Ranges with accuracy better than ½%. 100 K.C. to 300 K.C., 300 K.C. to 850 K.C., 850 K.C. to 2.6 M.C., 2.6 M.C. to 8.0 M.C., 8.0 M.C. to 24.0 M.C., 24.0 M.C. to 60 M.C., 60 M.C. to 110 M.C.

AUDIO FREQUENCY
Two Negative Resistance Audio Frequency Oscillators. 400 cycles, fixed and 100 to 10,000 cycle variable. Accuracy approximately 5%. Output voltage continuously variable from 0 to 1.0 Volt.
All coils but 60 to 110 M.C. are High "Q" iron core type permeability and capacity tuned.

VOLTAGE REGULATION
If so desired can be instantly added by inserting V.R. 150-30 Tube in socket provided.

TUBES:
1—6J5 Variable R.F. Oscillator.
1—6J5 Crystal Oscillator.
1—6K8 Frequency Modulated Oscillator and Mixer.
1—6AG7 Quadrature Control Tube.
1—6SJ7 Negative Resistance Oscillator. 400 cycles and 0-10 K.C.
1—6X5G Full Wave Rectifier.
1—VR150-30 Voltage Regulator Tube (not supplied).

POWER: The Oscillator includes a complete built-in power supply consisting of a transformer, rectifier and filter. It may be operated from any 110 volt A.C. line, 40 to 65 cycles, other voltage and frequencies available at slight additional cost.

CABLES: Each oscillator comes completely equipped and supplied with all necessary connecting cables. Complete and 27-page manual furnished with each signal generator.

Size: 13" x 13" x 7"

Models 177 and 188 are identical electrically to Models 177X and 188X and are wired for crystal control but the crystal or 6.15 crystal tube is not included in shipment. Crystal and tube can be installed at any later date without returning the signal generator to the factory.

Model 177X	NET $57.60
Model 188X	NET $67.20
Model 177, less crystal	NET $48.60
Model 188, less crystal	NET $58.20

MODEL 145 A. C. - D. C. APPLIANCE TESTING VOLT - WATTMETER

Checks line voltage while measuring power consumption in watts of refrigeration, washing machines, motors, flat irons, etc. Voltage drop through house wires checked by noting drop in voltmeter reading when appliance is plugged in. Checks starting coils in fractional horse-power single phase motors. Ampere scalculated from Volt and Watt indications.



RANGES

WATTS: 0-750-1500. Note uniform scale. Exclusive Hickok feature. Wattmeter current coil designed for 7.5 amperes maximum. Electrodynamometer movement in wattmeter.
VOLTS: 0-300. Red Line at 110 and 220 Volts. Meter has magnetic vane movement giving easy to read practically uniform scale.
A.C. ACCURACY 1½% from 25 to 133 c.p.s. On D.C. the voltmeter is accurate within 2½%. Wattmeter accurate within 1½%.
SCALE LENGTH OF METER 2-1/32". Legible dials. Case size 7" x 4½" x 3½". Meter 3" x 3½".
Two sets of leads supplied, five feet long male and five foot female appliance connecting cables. One pair three foot leads with test prods to connect to voltmeter jacks for point to point circuit continuity testing. Circuit provides pair of jacks connecting directly to voltmeter.
Press to read switch to protect wattmeter current coil from high starting currents. Fuse protects all volt circuits. Toggle switch connects voltmeter direct to separate test jacks.
Steel case eliminates possibility of error caused by using tester too near heavy current carrying mains. Engraved black bakelite panel. Tester is constructed for roughest usage. Hickok quality throughout. Meters may be continuously connected to circuit under test.
Case designed so that appliance connecting cables may be placed inside and out of the way.

Model 145	NET $22.50
Carrying Case with lead and parts compartment	NET $4.20
With Watts range 1500-3000, Model 145A Wattmeter current coil in this model designed for 15 amperes maximum.	NET $27.60

NET

Copyright by U. C. P., Inc.

NOTE: ALL PRICES ON THIS PAGE HAVE BEEN INCREASED APPROXIMATELY 10%

HICKOK TEST EQUIPMENT

MODEL RFO-5 OSCILLOGRAPH

THE ONE OSCILLOGRAPH SPECIFICALLY DESIGNED FOR FREQUENCY MODULATED — AMPLITUDE MODULATED AND TELEVISION SERVICING. FOR COMPLETE VISUAL ANALYSIS
Self-Contained Wide Band F.M. Oscillator, Narrow Band F.M. Oscillator, Demodulator, Video Amplifiers, Signal Tracer, Visual A.C. Vacuum Tube Voltmeter 0.2 to 1000 Volts.

USE — This Oscillograph in both R.F. and I.F. stages.

TROUBLE SHOOTING — Single or consecutive stage by stage trouble shooting from antenna post to speaker in frequency modulated, amplitude modulated and television receivers.

SELF CONTAINED: WIDE BAND — (100 to 900 K.C. Sweep) Frequency Modulated Oscillator (basic frequency 23-M.C.) for frequency modulated and television servicing.

NARROW BAND — (10-30 K.C. Sweep) Frequency Modulated Oscillator (basic frequency 1000 K.C.) for visual alignment on amplitude modulated receivers, demodulators, etc.

WIDE BAND FREQUENCY MODULATED OSCILLATOR — Can be modulated from external audio frequency source such as phonograph pickup, microphone or audio frequency oscillator to provide a frequency modulated transmitter for your own laboratory checks. No external oscillator needed since first harmonic of 23 megacycles is 46 megacycles in the center of the 43-50 megacycle frequency modulated band.

SELF CONTAINED MIXER CIRCUIT provided so that when used in connection with any good external oscillator wide band or narrow band frequency modulated outputs may be produced within the frequency limits of the external oscillator.

VISUAL ALIGNMENT of any R.F.-I.F. stage in any frequency modulated or amplitude modulated receiver.

ONLY IN THE MODEL RFO-5 WILL YOU FIND ALL THESE IMPORTANT FEATURES

1. Self-contained wide band frequency modulated signal generator. 2. Self-contained narrow band frequency modulated signal generator. 3. Return trace eliminator (simplifies alignment of A.F. and R. F. Circuits). 4. Horizontal amplifier for sweep expansion. 5. High sensitivity amplifiers (0.2 volts per inch). 6. Trapezoidal patterns for percent modulation measurements. 7. Calibrated screen. 8. Cathode ray tube rotation adjustable by means of flexible mounting. 9. Easy operation due to simplicity of control locations. 10. Video Amplifiers. 11. Signal tracer. 12. Variable width frequency modulated sweep. 13. Fuse protection. 14. Pilot light. 15. Phasing control.

UNIVERSAL DESIGN—Every facility for research and laboratory measurements. Model RFO-5 is made up of seven different units: Horizontal panel, Tube Panel, Vertical Panel, Demodulator, Synchronization and Return Eliminator Panel, Sweep Circuit Oscillator Panel and Radio Frequency Modulator Panel. Each section contains the control needed for all oscillographic measurements.

For complete visual analysis and trouble shooting, some method is necessary for viewing he high frequency signal before it reaches the second detector and is demodulated to an and'o frequency. Only in the Model RFO-5 is the usefulness of the oscillograph extended to make these measurements and tests. This is made possible by the incorporation of a video (wide band) amplifier which permits frequencies up to 3.5 megacycles to be amplified and viewed on the athode ray tube screen. Also by the incorporation of a demodulator and suitable amplifier, the R.F. signal can be picked off any place from the antenna to the second detector, demodulated and viewed directly on the screen.

SIGNAL TRACER — It is often desirable to be able to follow the signal from the anetnna post on to the speaker by means of a pair of ear phones or auxiliary loud speaker. The signal tracer in the Model RFO-5 enables this to be done by merely connecting the phones into the jack on the front panel and setting he vertical control switch to the demodulator position. The signal can then by heard as well as seen simultaneously as it is traced through the receiver. Size 11" x 13" x 15¼".

NET $97.20

MODEL 19X CRYSTAL CONTROLLED MICROVOLTER

CALIBRATED OUTPUT IN MICROVOLTS FROM 100 KC TO 30 MEGACYCLES



Self-contained vacuum tube voltmeter, power level meter and crystal give more measurements than any other signal generator. **Over 250 Crystal Controlled, modulated or unmodulated outputs:** from 100 KC to 15,000 KC every 100 KC and from 1000 KC to 100 megacycles every 1000 KC. Accuracy better than .01%. **Gain per Stage—Selectivity—Sensitivity:** All standardized by self-contained vacuum tube voltmeter. Calibrated Output Ranges: R.F.—½ microvolt to 100,000 on all ranges; A.F.—0 to 1.0 volt. **Decibels, Triple Ranges:** —10 to +6, +6 to +22, +22 to +38 db. 100 inches of direct reading frequency scales. Accuracy better than ½%. Radio Frequency Ranges Calibrated Directly 100 KC to 60 Megacycles.

Crystal Control: Model 19 includes a built-in crystal oscillator providing a modulated or unmodulated output accurate to better than 100 parts in one million. Selection of either 100 KC or 1000 KC by merely turning Band Selector switch to desired frequency. Crystal can be used for checking or calibrating the main variable oscillator throughout its entire range. **Modulator:** The 400 cycle modulator supplies the 100 cycle modulating voltage for the radio frequency section and modulates this to approximately 35% throughout the entire range of the radio frequency oscillator. The output from this modulator may also be switched to the attenuator network so that a 400 cycle calibrated audio output of 1.0 volt is aailable. **Attenuator:** The input to the attenuator serves the dual purpose of attenuating either the radio frequency or audio frequency output to a predetermined level across the attenuator output. This gives direct calibration of the radio frequency section from ½ microvolt to 100,000 microvolts on all ranges and from 0-1.0 volts of audio frequency. The built-in vacuum tube voltmeter is used to standard the voltage across the attenuator network so that the calibration of this unit holds true. **Decibel Meter and Vacuum Tube Voltmeter:** The built-in decibel meter is so arranged that it can be either connected into the vacuum tube voltmeter circuit or switched to an external circuit which provides three ranges ofdecibels. The switching of this meter from the vacuum tube voltmeter circuit to the output circuit does not in any way upset the calibration or frequency of the signal generator and thereby provides a means of setting exact input in microvolts to a receiver. **Radio Frequency Coils:** All radio frequency coils are wound on ceramic forms and impregnated with special lacquer, making them moisture proof and not subject to inductance change with humidity or temperature. Each coil is individually calibrated for inductance and air-trimmed for capacity, thereby giving an accuracy better than ½% on all radio frequency ranges. **Shielding:** Each high frequency unit in the signal generator is completely shielded, giving triple shielding on the radio frequency output. Triple filtering is also used in the power supply input. **Accessories:** Supplied complete with self-contained dummy antenna, necessary cables, and concise, practical operating instructions. Size 13" x 6" x 7".

NET $87.00

Size: 11" x 13" x 7"

MODEL 110 UNIVERSAL VACUUM TUBE VOLTMETER

DUAL PURPOSE — UNIVERSAL DESIGN

Seven D.C. Ranges: 1.5-3.0-15-75-150-750-7500 Volts.

High Frequency A.C. Voltmeter Four Ranges: 1.5-3-50-150 Volts.

High Frequency Voltmeter: The high frequency A.C. voltmeter utilizes a type 955 acorn low capacity tube at the end of the test probe so that the loading of the circuit under test is held to the low value of approximately 5 micro-micro-farad capacity.

Frequency Error: With the test probe in place, the resonance frequency of the input circuit is approximately 150 megacycles and negligible frequency error may be expected up to this value. If it is necessary to measure frequencies above this the test probe may be removed increasing the resonance frequency to over 200 megacycles.

Zero Adjust: A single zero adjustment is necessary for all of the high frequency and D.C. ranges and once this has been set it is possible to change to any range without resetting to zero.

Overload: Another desirable feature of the A.C. and D.C. ranges is that excessive overload cannot in any way damage the meter or equipment. In fact two or three hundred volts can be accidentally applied to the 1½ volt A.C. range with little possibility of a damage to the equipment. When measuring A.C. voltages it is not necessary to provide a D.C. return path between the input circuit and ground since the input circuit is taken through a capacity to the diode rectifier and then on to a D.C. amplifier.

D.C. Voltmeter: Seven ranges of D.C. are provided with zero center so that the chassis or ground of the voltmeter may be connected direct to the chassis of the receiver or television set under test, and if the voltage under test is positive with respect to ground the meter will read up scale and if negative with respect to ground the meter will read down scale. The input impedance of the D.C. section is 24 megohms up to 150 volts and 700 megohms up to 7500 volts.

Power Supply: 100 to 130 volts A.C., 40 to 60 cycles. Other voltages and frequencies available at slight extra cost. Power consumption 20 watts.

Tube Complement: 6X5 Rectifier, 955 vacuum tube voltmeter tube, and 6K5G vacuum tube voltmeter amplifier.

NET $54.00

Copyright by U. C. P., Inc.

NOTE: ALL PRICES ON THIS PAGE HAVE BEEN INCREASED APPROXIMATELY 10%

HICKOK TEST EQUIPMENT

210S—Size: 13" x 16" x 7"

MODELS 210S & 4800S ZERO CURRENT VOLTMETER TESTERS

INFINITE OHMS PER VOLT

The giant Model 210S with its 9¼" meter is the most recent addition to the complete coverage testers featuring the famous Hickok Zero Current Voltmeter circuit. You can now get zero current testers in compact portable type with suitable carrying case or a larger display panel type for mounting in your Paneline. Special ranges have been included for television service and additional low ranges give more accurate measurements of the smaller values.

The Zero Current Voltmeter Offers Many Advantages—Infinite ohms per volt. It is no longer necessary to worry along with 5000, 20,000 or 25,000 ohms per volt when you can have infinite ohms per volt with absolutely no current drain from the circuit under test. AVC, AFC and other high resistance circuit voltages are accurately measured without disturbing the operation of the set. Connection can be made directly to the grid cap of any RF or IF tube to measure the operating bias voltage directly.

Model 210S Jumbo Radio and Television Zero Current Tester—

DISPLAY PANEL TYPE

Meter—Large open face Hickok built meter 9¼" wide x 8¾" high with a scale length of 8¾". Illuminated Scale—4 colors.

General—Case 13" high x 16" wide x 7" deep. Finish in blue wrinkle with etched aluminum panel.

Ranges:

D.C. Volts—0-2.5-10-50-250-500 infinite ohms per volt.
D.C. Volts—0-2.5-10-50-250-500-2500 at 1000 ohms per volt.
A.C. Volts—0-2.5-10-50-250-500-2500 at 1000 ohms per volt.
D.C. Microamperes—0-500.
D.C. Milliamperes—0-2.5-10-50-250-500.
D.C. Amperes—0-2.5-25.
A.C. Amperes—0.5.
Capacity—Three ranges covering from .0001 mfd. to 200 mfd.
Resistance—Four ranges covering from .05 ohms to 50 megohms.
Decibles—Three ranges from —20 to +43.

Special Features:
The 5 ampere A.C. range is wired directly through to a convenience outlet on the front of the panel where any receiver or other appliance may be plugged in and the power consumed by it measured directly on the 5 ampere A.C. scale of the meter. The circuit is so constructed that this receptacle is completely isolated from all other meter circuits so the test prods may be used for any other ranges without danger of coming in contact with this 110 volt circuit.

All ranges and functions have been grouped around rotary switches for the greatest convenience of operation. All voltage and current ranges are selected by the one five position rotary switch to the left of the meter and all other ranges, with the exception of some that are included for special purposes, are grouped around the selector switch to the right of the meter.

All balancing rheostats and potentiometers are controlled by the one knob below the meter.

Model 4800S Portable Zero Current Voltmeter Tester

With built-in Multi Selector Unit, and socket analysis Cable.

The portable Model 4800S includes many of the features listed for the Model 210X above, but is not intended to be mounted in the Paneline.

It may be mounted in the Model 60 Show-Lab. BUILT-IN MULTI SELECTOR UNIT.

Cables and Accessories for All Tubes—New improved long life jacks for series or parallel connections. Connections may be made to any or all tube elements. Gives quick and convenient method for complete socket analysis without disturbing any of the connections in the set under test.

Ranges:

D.C. Volts—0-10-50-250 at infinite ohms per volt (Zero Current Voltmeter).
D.C. Volts—0-2.5-10-50-250-500-2500 at 1000 ohms per volt.
A.C. Volts—0-2.5-10-50-250-500-2500 at 1000 ohms per volt.
D.C. Microamperes—0-500.
D.C. Milliamperes—0-1-5-50-500.
Decibels—Three ranges from —20 to +43.
Resistance—Five ranges covering from .1 ohm to 10 megohms.
Capacity—Five ranges covering from .0001 mfd. to 200 mfd.
Decibels, Impedance, Inductance and A.C. ripple (hum) measurements.

Special External Shunts—The Model 4800-S is calibrated in millivolts so external shunts can be used for higher D.C. current ranges. A specially designed two range shunt, 5-50 amperes (250MV), is available at slight extra cost. Other shunts on special order.

Special Guaranteed Rectifier
The rectifiers used in the A.C. voltmeter circuits of the Model 4800-S and Model 210X are of special heavy duty construction and are guaranteed to maintain their calibration against normal use and accidental overload. Any rectifier in the above instrument found to be defective will be replaced free of charge in our factory or at any of our authorized repair stations within a period of one year.



4800S—Size: 10" x 12¾" x 5"

MODEL 210S ..... **NET $63.00**
MODEL 4800-S ..... **NET $67.20**

VOLT OHMMILLIAMMETERS

RUGGED, HIGH TORQUE METERS — GUARANTEED RECTIFIER CIRCUITS HIGH ACCURACY

The models 4922S and 4955S, Volt-Ohm Milliammeters have been standard equipment for service bench and portable use with leading service men for years. Both have the following ranges.

A.C.-D.C. Volts—0-10-50-250-500-2500. 1000 ohms per volt.
Output—0-10-50-250-500-2500. Blocking condenser in circuit.
D.C. Microamperes—0-500.
D.C. Milliamperes—0-1-5-50-500.
A.C. Milliamperes—0-1.
Ohms—0-30-10,000-1 meg.-10 meg.

GUARANTEED ACCURACY — The accuracy of each tester is stated as percentage of full scale deflection within the temperature range of 50 degrees to 90 degrees Fahrenheit. The instruments incorporate a new type rectifier and circuit which will withstand more overload than other types. The rectifier is guaranteed against accidental overload for one year.

The instrument used in these Volt-Ohm-Milliammeters are especially built by Hickok for this service. The movement is large and rugged, and a very high torque-weight ratio gives lively, instantaneous pointer action. Large open face dial. The movement is curve corrected by an exclusive Hickok process which gives a higher accuracy at all points on the scale. Permanently correct calibration. These complete self-contained units are suited for industrial applications owing to rugged construction. All parts are of the highest standard of quality and all resistors are moisture proof and accurately adjusted. These are the finest Volt-Ohm-Milliameters obtainable today. Regular leads supplied are 4' long with special insulated pin prods of proper diameter for insertion in the latest type tube socket.

Model 4955S Regular
4 inch meter—Four-color Scale. Accuracy within 2%.
Size: 7" x 4½" x 3½"

Model 4922S Jumbo
9 inch meter—Decibel Scale.
Size: 10" x 13" x 7½"

Model 4955S ..... **NET $27.60**
Model 4955S, with Carrying Case ..... **NET $29.40**
Model 1001-4, Shunt for increasing range to 5 and 50 amperes **$5.70**

Model 4922S ..... **NET $38.40**
Model 1001-4, Shunt for increasing range of either model to 5 and 50 amperes **$5.70**

NET

Copyright by U. C. P., Inc.

RADIO CITY PRODUCTS CO.

Dependable TESTING EQUIPMENT

BCP dependable TEST instruments

SUPERTESTER—Model 411



Ideal for Serviceman, Ham, Electrician, Engineer and Experimenter. The equivalent of 33 individual fine instruments in one. Measurements never before available from 4 microamps to 25 amperes. Also current in A.C. mils and amps—high voltage A.C.-D.C.
3 inch square meter with movement of 200 microamperes or 5,000 ohms per volt. ● D.C. Volts 0/10/100 250/1000/5000. ● D.C. Amps 0/1/10/25. ● D.C. Milliamps 0/10/100. ● D.C. Microamps 0-200. ● Center of scale, on low ohm-meter range, only 5 ohms, with each of first ten divisions measuring 0.1 ohm. ● 3 stage easy reading, high ohm-meter range up to 4,000,000 ohms. ● A.C. Volts 0/10/100/250/1000/5000. ● A.C. Amps 0/2.5/5/25. ● A.C. Milliamps 0/500. ● db meter from —10 to +69 in 5 stages. ● Output meter same as A.C. volts. ● Natural finish wood case 7⅞"x5½"x3½". ● Weight 2 lbs. 3 oz. Model 411 complete with batteries.
DEALER NET PRICE **$19.45**
Model 411B—Same as Model 411 with additional provision for speedy testing of all ballast tubes with octal bases.
DEALER NET PRICE $21.95
Model 411P—Same as 411 except in piano finish, portable, hinged cover, solid walnut case. **DEALER NET PRICE** ..$21.95
Model 411BP—Same as 411B except in portable, piano finish, hinged cover, solid walnut case. **DEALER NET PRICE** ..$23.95

Master Signal Generator—Model 702



All of the very latest improvements in circuit and mechanical design are embodied in this fine new accurate oscillator. Wide all wave coverage from 95 Kilocycles to 100 megacycles. Five fundamental bands include 95 KC to 25 MC. Accurately calibrated, direct reading — no charts or tables required. Tuning either directly or by a 5 to 1 ratio planetary drive—particularly desirable for spotting I.F. positions correctly. No charts or tables required. Both modulated and unmodulated output. Thirty per cent modulation at 400 cycle sine wave and is also available for external use, 6 volts maximum. Provision also for applying external modulation. Can be used with separate sweep circuit and wobbulator for all oscillographic wave analysis.
Separate shielding of coil assembly, attenuator and R. F. circuits with overall shield of lead coated steel. Automatic shorting of all coils not in use.
Attenuation in approximate microvolt calibration by means of five step, ladder attenuator. Range from 1 microvolt to ½ volt.
Feedback through power line is automatically eliminated—Supply is double fused—instantly replaceable fuses.
Quality construction throughout, exceptionally attractive in appearance. Size: 8"x11¾"x5". Weight: 11½ lbs. **$27.95**
DEALER NET PRICE .....

Sensitive Pocket Multitester—Model 413

The only pocket size instrument that has sensitivity, ranges and features of the large expensive testers, yet it is priced remarkably low. Quality and accuracy of component parts are identical to those in the larger and expensive equipment.
3" square D'Arsonval meter has a sensitivity of 400 microamperes or 2500 ohms per volt. Fine Alnico magnet as is used only in ultra sensitive, high cost meters. Handy size, greater sensitivity, accuracy and wider ranges make it far more desirable than other pocket testers.
Ohmmeter 0/500/100,000/1,000,000 ohms. Low Ohm scale has each of first ten divisions reading 1/10 ohm. All ranges entirely complete with self-contained battery. ● Microammeter 0-400. ● Milliammeter 0-10-100-1000. ● Ammeter 0-10. ● D.C. voltmeter 0-10-50-250-1000-5000. ● A.C. voltmeter 0-10-250-1000-5000 ● High accuracy maintained through maximum error tolerance of 2% for meter, shunts, multipliers, etc. ● Attractive appearance in natural finish wood case. ● Size 3¼"x6"x2¾". ● Weight 25 ounces. **$15.95**
Model 413—DEALER NET PRICE .....
Model 413P—Identical to Model 413 except case is hand rubbed, piano finish, solid walnut with hinged cover and latch and compartment with probes. **DEALER NET PRICE** ..$17.95

TUBE and SET TESTER COMBINATION

Model 803

An all time value record is established by this portable service shop consisting of a set tester and a complete tube tester with mechanical roll chart built in. An extra heavy wood case with fine Spanish drill grey covering, bakelite handle —removable cover—compartment for tools, etc.
Size 14¼ x 13 x 6", weight 12½ lbs. ● DeLuxe line cord and plug—double fused line. ● FUSED meter—protected against burn out by instrument fuse. ● Tests all latest tubes, miniature and bantam Jr., all filament voltages. Famous Dynoptimum test circuit. ● Exclusive Radio City method of AC measurements eliminates large errors that exist with testers using copper oxide rectifiers, caused by variations in frequency, temperature and wave form. ● Medium Ohmmeter Range is battery operated (self contained). High range powered by self contained plug in line supply. Low ohm range is back up —low drain type. ● Includes decibel measurements and condenser leakage tests. Power supply self contained. Complete ready to use with test leads. ● Built in Rolindex roller type tube chart assures the finest and smoothest operative mechanical tube test index. ● Jewelled Pilot light indicator for "ON" connection. ● 1. Tube Tester tests all new and old tubes, provides for heater or filament voltages up to full line voltage. Tests all ballast tubes. 2. Tests all standard R.M.A. plate voltages and loads. 3. Hot interelement short and leakage tests for individual elements. 4. Individual section tests of multi-purpose tubes, etc. 5. Line voltage regulation 103 to 135 volts meter indication. 6. Noise test for tubes which otherwise test good. ● MULTITESTER PROVIDES: 7. DC voltmeter 0/10/50/500/1000 at 1000 ohms per volt. 8. Four Range AC voltmeter 0/10/50/500/1000. 9. DC milliammeter 0/1/10/100/1000 DC Ammeter 0/10. 10. Ohmmeter 0/500/5000/1,000,000/10,000,000. Low ohm center scale 5 ohms and each of first ten divisions 0.1 ohm. 11. D.B. Meter — 8 — 15/15 to 29/29 to 49/32 to 55 decibels. 12. Four Range Output Meter—same as AC volts.
Model 803 (115 volt)—**DEALER NET PRICE** .. **$39.95**

Model 803A

This combination consists of two complete individual instruments—the Model 803 combined tube and set tester with the Model 506 plug in analyzer unit, built into the cover. The overall size is exactly the same as for the 803.
All measurements can be made at the socket terminals without removing the chassis of the receiver or unit under test. It eliminates the necessity for getting into the set or chassis with test prods. Moreover, measurements can be made with all tubes and circuits in operation.
Complete with latch lock adapters, rectifier tube, batteries test prods, etc.
Dimensions: 14¼ x 13 x 6". Weight, 12¼ pounds.
Model 803A (115 volt)—**DEALER NET PRICE** .. **$53.95**

Multitester—Model 412

This instrument is similar in appearance and size to Model 413 D.C. but the A.C. voltage ranges are omitted. Otherwise every feature and specification is identical to the A.C.-D.C. model. A handy, pocket size precision test instrument for radio service men, dealers, amateurs, electricians and engineers at a price convenient for everyone. Weight: 22 ounces.
Model 412—Complete with batteries ready to use **$12.45**
DEALER NET PRICE .....
MODEL 412P—Same as above but with solid walnut, piano finish hinged cover case having compartment and test prods.....$14.45

Copyright by U. C. P., Inc.

PRICES SUBJECT TO CHANGE WITHOUT NOTICE

RADIO CITY PRODUCTS CO.

Dependable

TESTING EQUIPMENT

RCP dependable "TEST" instruments

A.C.-D.C. Multitester—Model 446

Model 446

A unique general test instrument where appearance, performance, quality of materials and construction put it in a class with other makes of testers selling for double the price.

1. Bakelite case, 3 inch square D'Arsonval Meter, accurate within 2 per cent.
2. D.C. voltmeter 0/5/50/250/500/2500.
3. D.C. milliammeter 0/1/10/100/1000.
4. D.C. ammeter 0/10.
5. A.C. voltmeter 0/10/100/500/1000.
6. Ohmmeter 0/500/100,000/1 Meg.
7. Low range is low drain type reading at 0.1 ohm. Center of scale only 10 ohms. Ideal for measuring voice coils, locating shorted turns, poor contacts.
8. Decibel ranges —8 to +15 12 to 35/26 to 49/32 to 55.
9. Four output ranges—same as A.C. volts.
10. Here is the equivalent of 25 different instruments in a single case complete with batteries.
11. Convenient selector switch operation, attractive panel case and multi-colored dial.
12. Meter sensitivity 1 Milliampere or 1000 ohms per volt.

MODEL 446—Size: 3" x 8½" x 5". Weight: 2 lbs. **$11.95**
DEALER NET PRICE

MODEL 446P—Walnut finish portable hinged cover case with handle and compartment for test prods, plier, screw driver, etc. High quality set of test leads with prods are included.
DEALER NET PRICE $13.95

Speed Meter—Model 433

Model 433P

An unusually handy instrument that provides the speediest DC testing with outstanding economy. The 3 inch square bakelite D'Arsenval meter gives long easy reading scales. Meter movement is 0-1 millfampere. Sensitivity 1000 ohms per volt.
Two Range ohmmeter 0-500 and 0-600,000 ohms. Self contained batteries. Automatic circuit balancing switch eliminates necessity of test leads and fussing to balance ohmmeter circuit. Low range is back up type low drain circuit. ● Volts 0-5/50/500/100/1000. ● Milliamperes 0-1. ● Net, attractive etched panel with frosted silver finish background, hardwood case. Size 6" x 13" x 2⅜". Weight 21 oz.
MODEL 433—Open face—DEALER NET PRICE **$8.25**
MODEL 433P—In hinged cover solid walnut case — hand rubbed. DEALER NET PRICE $9.85

Trouble Shooter—Model 432

The lowest price "legitimate" tester on the market, yet quality has not been sacrificed. Pocket size 5⅞" x 3" x 2". Weight 24 ounces. Multi scale D'Arsonval meter 0-1 mil, accurate within 2%. Has individual low ohm scale as on costlier instruments.
D.C. Volts 0-5/0-50/0-500/0-1000 at 1000 ohm per volt sensitivity. D.C. Milliamperes 0-1/0-10. Ohms 0-500/0-50,000/0-500,000.
Self contained batteries for all ohmmeter ranges. Test probes not required for balancing ohmmeter ranges. Low range has each of first 5 divisions reading as low as 0.2 ohm. **$7.45**
DEALER NET PRICE
MODEL 432P—Has Solid Walnut portable hinged cover case—hand rubbed.
DEALER NET PRICE $8.95

ROLINDEX



A handy, new, unique independent tube chart unit to be used with instruments that do not have roller type charts built-in. Rolindex is the one answer to many inconveniences caused by lost or soiled tube charts—delays in locating tubes on charts, etc.
Finely designed with high quality construction for smooth operation. It represents the very best in mechanical roller type charts. ● Charts may be easily removed and replaced. New charts will be available when a number of new tubes have appeared. Prices will not exceed 75c. ● Available in complete up to date listings for use with Model 307, 308, 309, 800, 801 and 801 M instruments. Specify type of tester with which it is to be used. ● Housed in neat hard wood case size 11" x 3¼" x 3". Weight: 2 lbs.
MODEL 101—DEALER NET PRICE **$6.75**

NEW! DYNOPTIMUM TEST
Dependable Tube Tester—Model 309

These advantages put it far ahead of more expensive testers:—
● Tests all old and new types of tubes, cold cathode rectifiers, all tubes with heaters up to full line voltage—pilot lights, Xmas tree lights, etc. ● Individual noise test. ● Tests all ballast tubes. Separate ballast tube chart included. ● Tests are under R.M.A. specified voltages and loads as approved by all tube manufacturers. ● Hot interelement short and leakage test between ALL INDIVIDUAL ELEMENTS. Hot cathode leakage test. High sensitivity neon indication. ● Individual tests of each section of full wave rectifiers, duo diodes and all multi-purpose tubes. ● Accurate calibration checked against our laboratory standard mutual conductance instrument. ● Accurate line voltage indication directly on meter with smooth power control for variation of line voltage. ● Tests Miniature and Bantam Jr. tubes. Has spare socket for future new development. ● Supplied with celluloid covered tube charts, deluxe line cord and plug and double fused line. ● Three inch square D'Arsonval meter, 2% accuracy. Direct reading "Good-Bad" multi colored scale. ● Simplest operation. Fewer controls than any other approved circuit tube tester. ● Excellent quality throughout, highly attractive appearance. You will be proud to own model 309 compared to other testers selling up to $30.00 SIZE: 9" x 12" x 5". WEIGHT: 6¼ lbs. net.
MODEL 309C—Counter Type—DEALER NET PRICE..... **$18.95**

MODEL 309P—Combination Portable and Counter Type. Case has compartment for tubes and tools. Molded Bakelite carrying handle..... $21.45

Combination Tube and Set Tester Model 802

Ingenious instrument has meter fuse protection besides double fused line. Polarity reversing switch. Provides for audible test of noisy tubes. All the fine tube testing features of Model 309SP with advantages of set testing. Priced extraordinarily low for such a fine instrument. Cable switchboard forms, supply line double fused. Self contained power supply. Long multiple scales in colors, clear readings on 4½" square D'Arsonval meter; accurate within 2%. Size 12" x 12½" x 6". Weight: 9½ pounds. Unique method of A.C. voltage measurements gives linear scale far superior to copper oxide rectifier. Eliminates frequency, wave form and temperature errors. Attractive, sturdy case with slip hinge cover. Beautiful etched panel.

● Tests all new and old tubes. ● Tests all ballast tubes. ● Tests are made at R.M.A. specified voltages and loads. ● Hot interelement short and leakage tests on each individual element. ● Individual tests of each section of multi purpose tubes, full wave rectifiers, duo diodes, etc. ● Line voltage regulation with direct meter indication. ● D.C. Voltmeter: 0-10/0-50/0-500/0-1000 at 1,000 ohms per volt. ● A.C. Voltmeter: 0-10/0-50/0-500/0-1000. ● D.C. Milliammeter: 0-1/0-10/0-100/0-1000. ● D.C. Ammeter: 0-10. ● Ohmmeter: 0-500/0-5000/0-1 Meg/0-10 meg. ● Low ohm range has center of scale at 5 ohms and each of the first ten divisions read 0.1 ohm. ● D.B. Meter: —8 to +15/15-20/29-49/32-55 decibels. ● Condenser Leakage Measurements. ● Output meter—same as A.C. Voltmeter.
Model 802—DEALER NET PRICE..... **$33.95**
Combination tube tester and plug in Set Analyzer Model 802A—combines Models 802 and 506 in the same case.
DEALER NET PRICE **$47.95**

Universal Trouble Tracer—Model 456

Model 456 is the "tops" in a fine miniature A.C.-D.C. voltmeter, ohmmeter, milliammeter and d.b. meter. Most attractive appearance, finely finished hard wood case, and is priced so economically that there is no excuse for anyone being without an A.C.-D.C. tester if he needs one.
D'Arsonval meter — accuracy guaranteed within 2%. Special ohmmeter shorting switch — no fussing around with leads or jumpers. Movement 1 milliampere or 1000 ohms per volt. Self contained batteries.
● D.C. volts 0/5/50/500/1000. ● A.C. volts 0/5/50/500/1000. ● D.C. Milliamp 0/1/10. ● Ohms 0/5000/500,000. ● D.B. —12 to +8/8-28/28-48/34-54. ● Size 6"x3"x2⅜" ● Weight 21 ozs.
DEALER NET PRICE **$9.95**
Model 456P same as Model 456 except in portable hinged cover case of solid walnut hand rubbed.
DEALER NET PRICE **$11.75**

PRICES SUBJECT TO CHANGE WITHOUT NOTICE

Copyright by U. C. P., Inc.

RADIO CITY PRODUCTS CO.

Dependable

TESTING EQUIPMENT

TUBE TESTERS—Model 310

Model 310C-3

Model 310 testers are ultra modern in circuit design, operation and efficiency. Finest quality rotary selector switches for speediest operation. Heavily silver plated contacts for low loss. Far superior to the cheap slide switch with its imperfect contact.

Famous dynoptimum test circuit gives finest corelative test—made under plate voltages and plate loads as specified by R. M. A.

Tests all tubes including miniature and bantam Jr.

Tests tubes of all filament voltages from 1 volt to full line voltage.

Separate test for noise, hum, intermittents and bad connections.

Spare socket provides for future new tubes having new base arrangement.

Tests separate sections of multi-purpose tubes, full wave rectfiers, etc.

Hot interelement short and leakage test between all individual elements. Hot cathode leakage test. Neon indicators show leakages at high sensitivity.

Continuous variable ajustment for operation at any line voltage from 105 to 135 volts. This method is far better than the cheaper and jumpy method of using only a few transformer taps without a power rheostat.

Line voltage is directly indicated (by independent rectifier circuit) on D'Arsenval meter. This is far more accurate and reliable than the wobbly indication on an A.C. vane meter.

Tests all Ballast tubes, pilot lights, Xmas tree lights, etc.

Accurate calibration checked against laboratory standards.

Newest and finest "Rolindex" brass geared mehanically operated roll type tube test charts. Insures smoothest, positive, speedy operation.

De luxe line cord and plug — double fused line protecton.

Jewelled pilot light indicates: "ON" or "OFF".

Free tube setting and information service for one year, also one new additional roller type chart will be supplied free up to Oct. 1, 1941 to all registered owners.

Model 310P-3

Model 310C for counter use has sloping front, size 11½ x 13½ x 7½ inches.

Model 310P for combination portable-counter use. Slip hinge cover—rich looking sturdy luggage type case—two tone black-grey. Bakelite handle. Has compartment for tubes, tools, etc. Series 3 testers have 3 inch square meters.

Series 4 testers have 4¼ inch rectangular meters.

Model 310C series 3—(115 volt)
DEALER NET PRICE **$25.95**

Model 310C series 4—(115 volt)
DEALER NET PRICE **$28.95**

Model 310P series 3—(115 volt)
DEALER NET PRICE **$28.95**

Model 310P series 4—(115 volt)
DEALER NET PRICE **$30.95**

TUBE MERCHANDISER—Model 313

Model 312C

This fine large, push-button operated instrument will enhance any sales counter. The Jumbo bakelite rectangular meter is impressive and attractive. Simplicity of operation makes it ideal for chain stores and other large stores where the user has limited technical knowledge. Short and leakage tests are made with exceptional speed.

Every fine feature of the Model 310 is incorporated in the Model 312. Dynoptimum test circuit—Rolindex tube chart, the finest and latest design of built-in roll charts—Spare sockets — Jewelled pilot light indicator—Power rheostat—etc. Deluxe line cord and plug, and double fused supply line are standard equipment.

Free tube data service for one year with one new roll chart.

Model 313C—Normally supplied in Vertical type (Horizontal type may be had by specifying "Horizontal")—Size 11" x 18½" x 7½"—Wt. 15 lbs.—Volts 105-135.
DEALER NET PRICE **$37.95**

Model 313P—In combination portable-counter case with compartment for tubes, tools, etc. Leatherette finish. Size 12" x 18½" x 9"—Wt. 16 lbs.—Volts 105-135.
DEALER NET PRICE **$40.95**

Either model—210-270 Volts—$1.00 extra.

MASTER ANALYST—Model 504

Model 504C

An analyzer unit, more useful, efficient, foolproof, speedier and convenient than any other. Completely push button operated, it combines every advantage of rotary switches and button switches yet eliminates the chief disadvantages that are present in other makes that are either push button or selector switch operated.

Model 504 is a super flexible circuit selector, free point, free reference unit for plug in socket analysis for measurements of voltage, current resistance capacity.

1. Two or more buttons may be pushed simultaneously without danger of "shorting".
2. Buttons may be left locked in depressed position.
3. Eliminates necessity for "release" button.
4. Speedier servicing because — no necessity for removing connecting prods — no time lost nor danger in turning through unwanted intermediate positions — no necessity for "meter read" and "reverse" buttons.
5. Measures current and voltage simultaneously.
6. Voltage buttons can automatically reverse meter polarity.
7. Contains new "midget" socket and midget analyzer plug adapter.
8. 10 wire analyzer cable including spare lead.
9. Complete with toggle latch plug, 8 adapters. Terminal numbers etched at sockets and buttons.

Model 504C—Size 9¾" x 7" x 3¼". Weight 3 lbs. with natural finish wood case.
DEALER NET PRICE **$20.75**

Model 504—Same as above less case, requires 3" mounting depth.
DEALER NET PRICE **$18.95**

PLUG IN SET ANALYZER—Model 4156

Model 4156

Combines Model 414P and 506 instruments to provide a very comprehensive, accurate and sensitive instrument for plug in socket analysis in compact form. The case size is exactly the same as for Model 414P. Weight 9½ lbs.

Finely rubbed natural finish maple, slip hinge cover case.

Model 4156—(115 volts)
DEALER NET PRICE **$43.95**

PUSH BUTTON ANALYZER—Model 4154

Model 4154

Here is an ultra modern combination of instruments, Models 414P and 504 to give the last word in convenience, flexibility, safety and speed for accurate socket analysis.

Natural finish maple case. Size—9¾" x 12½" x 8¼". Weight 9½ lbs.

Model 4154—(115 volts)
DEALER NET PRICE **$49.95**

Copyright by U. C. P., Inc.

PRICES SUBJECT TO CHANGE WITHOUT NOTICE

RADIO CITY PRODUCTS CO.

Dependable TESTING EQUIPMENT

RCP dependable TEST instruments

UNIVERSAL DE LUXE MULTITESTER
Model 414

Model 414P

Original advanced design gives the series of Model 414 Multitesters, advantages, that far outclass other multi-range, multi-purpose meters. METER IS FUSED and supply line is double fused.
The R.C.P. system of A.C. measurements eliminates troublesome inaccurate copper oxide rectifier. Rectifier is more rugged, yet more sensitive, simpler to replace and more economical. It is not subject to the frequency, wave form and temperature errors that are large with the copper oxide rectifier.
A.C. scales are practically linear and coincide with D.C. scales, eliminating the additional A.C. scale with its crowded scale and confusion.

Sensitivity—2000 ohms per volt—Accurate within 2%.

Direct reading CAPACITY measurements in 5 individual ranges from 0.0001 to 300.00 microfarads. Easy reading wide spread scales. Ohmmeter has self contained power supply—ranges below 1 megohm have self contained battery; Megohm ranges are operated from A.C. line.

Ultra sensitive low ohm range with center of scale only 2 ohms. Each of first ten full size divisions read 0.05 ohm—excellent for detecting shorted turns, contact resistance, voice coils, etc.

Inductance measurements available from curve chart.
High voltage and High current Measurements—5000 volts A.C. and D.C. and 25 amperes D.C.

Model 414—Series V7

D.C. volts 0/5/50/250/2500/5000
A.C. volts 0/10/100/500/1000/5000
D.C. mils 0/10 50/250/1000
D.C. amp 0/1/5/25
Capacity Mfd. 0/.03/.3/3/30/300
Low Ohms 0-100
Ohms 0-15,000/150,000
Megohms 0-1.5/15
Inductance .25-1000 millihenries — .25-100/1000 10,000 henries.

Model 414—Open face bench type with 4½" meter, hard wood case.
9½" x 9¼" x 5¼". Wt. 6 lbs. (115 volts)
DEALER NET PRICE **$25.95**

Model 414P—Combination portable bench type—handsome maple case hand rubbed natural finish — Cover is deep enough to mount Model 506 into it.
9¾" x 12½" x 6". Wt. 7 lbs. (115 volts)
DEALER NET PRICE **$28.95**

Model 414 Series V7—Large 7¼" bakelite square meter—jewel indicating light—front panel screw cap holder for immediate replacement of METER fuse. Black crackle finish steel case. 10½" x 19" x 5¼". Wt. 14 lbs. (115 volts)
DEALER NET PRICE **$36.95**

Model 414 Series V9—Same as V 7 except that meter is 9" round type. (115 volts)
DEALER NET PRICE **$40.95**

Model 142—High Tension Heavy Duty Test Leads—Superflexible with finger shields.
DEALER NET PRICE **$1.95**

ELECTRONIC MULTITESTER
Model 662

with EXTRA
Vacuum Tube AC Voltmeter
Vacuum Tube Capacity Meter
Signal Tracing Features

Here's really colossal value for the serviceman. A real Vacuum tube voltmeter (AC and DC), ohmmeter and capacity meter, at the price of a voltmeter alone—the one and only in the industry. This instrument will pay for itself on the first few jobs. **Compare these ranges with those of any other meter on the market:**

DC VACUUM TUBE VOLTMETER—DIRECT READING
Sensitivity 160 megohms (high ranges), 16 megohms (low ranges). Ranges: 0/6/30/150/600/1500 6000.
Measures all voltages without affecting circuit constants.

AC VACUUM TUBE VOLTMETER—DIRECT READING
Input capacity only .00005 mfd., input resistance 160 and 16 megohms. Ranges: 0/3/6/30/150/600/1500/6000.
Measures signal and output voltages, etc.

VACUUM TUBE OHMMETER—DIRECT READING
From the lowest scale division .1 ohm to 1,000 megohms.
Ranges: 0/1000/10,000/100,000/1 meg./10 meg./100 meg./1000 meg. No test leads to short. No resetting when changing ranges.

VACUUM TUBE CAPACITY METER—DIRECT READING
Accurate measurements from .00003 to 1000 mfd.
Ranges: 0/.001/.01/.1/1/10/100/1000.
No danger of shock on low capacity measurements.

FEATURES: Complete tests on any AM, FM or television circuit, while the circuit is "hot" and without disturbing circuit constants . . . Clear, quick readings on 4¼" scale of 4½" D'Arsonval meter . . . Meter accurate to 2% full scale . . . Linear meter movement . . . Maximum protection against burnout. . . Matched-pair multipliers accurate to 1% . . . Two high voltage test leads and special signal tracing probe furnished.

Model 662—DEALER NET PRICE **$47.50**

APPLIANCE TESTER
Model 417

All measurements of AC and DC on 4 easily read scales:
- **AC and DC**
- **VOLTS**—0/250
- **AMPERES**—0/1/5/25
- **WATTS**—0/30/120/600/300, at 120 volts
  0/60/240/1200/6000, at 240 volts

Furnished with power-factor classification chart and correction curves for power-factor and line voltage.

Model 417 Appliance Tester
DEALER NET PRICE **$12.95**

Model 417P—In portable hinged-cover carrying case.
DEALER NET PRICE **$14.95**

Model 417P

ANALYZER UNIT—Model 506

Model 506

An improved multiple selector circuit system which when used with any suitable multi-meter makes a comprehensive free point, free reference system, set tester. Provides for metering at all socket terminals for current, voltage, resistance and capacity. Permits tube testing from radio receiver chassis. Socket terminal numbers are clearly etched into the panel, standard R.M.A. numbering. Future requirements are provided for by 10 wire cable including a spare and also a spare terminal at the panel. Can easily be mounted in the cover of any instrument — **total** depth required including below and above panel 1¾". Panel dimensions 5⅝ x 7½ inches. Complete with latest design toggle latch, bakelite plug and 7 latch lock adapters. New miniature socket in panel and new miniature adapter for cable plug are provided.

Model 506—(No Case)
DEALER NET PRICE **$14.95**

Model 506C—Same as above in 3 inch deep case.
DEALER NET PRICE **$16.50**

PRICES SUBJECT TO CHANGE WITHOUT NOTICE

Copyright by U. C. P., Inc.

LITTELFUSE "Quicker than a Short Circuit"

INSTRUMENT *high speed* LITTELFUSES

Designed especially for the protection of delicate test equipment, galvanometers, microammeters, milliammeters, voltmeters, etc.
Glass enclosed; 1"x¼" dia. accurately rated, high speed action, short time lag. Voltage rating up to 250 volts AC or DC. For higher voltages use fuses in series.

($100 protection guaranty against meter burnouts.)

Cat. No.	Amperes Current Rating	Max. Load M.A.[5]	Aver. Resist. 5 M.A. Load	APPLICATIONS: Volt-Meter Ohms Per Volt	All Magnetic Movements	Thermo-Couple Types	Price List	Price Net
1000	1/200	.5	500	over 1000	Galvonometer	Up to 0- 5	$0.30	$0.18
1001	1/100	10	110	1000	Up to 0- 1	0- 5 to 0- 10	.20	.12
1002	1/32	25	20	500-1000	0- 1 to 0- 10	0- 10 to 0- 25	.20	.12
1003	1/16	60	5.0	100-500	0- 10 to 0- 25	0- 25 to 0- 60	.20	.12
1004	⅛	100	3.0	20-100	0- 25 to 0- 75	0- 75 to 0- 115	.15	.09
1004L	⅛	100	1.5	.....	0- 25 to 0- 75	0- 60 to 0- 115	.20	.12
1005	¼	200	6.2	10-20	0- 75 to 0- 150	0- 115 to 0- 200	.15	.09
1006	⅜	300	3.0	5-10	0- 150 to 0- 250	0- 200 to 0- 300	.15	.09
1007	½	400	2.5	3-5	0- 250 to 0- 350	0- 300 to 0- 400	.15	.09
1007A	¾	600	.40	.....	0- 350 to 0- 500	0- 400 to 0- 600	.15	.09
1008	1	1000	.24	.....	0- 500 to 0- 750	0- 600 to 0-1000	.10	.06
1008A	1½	1500	.18	.....	0- 750 to 0-1000	0-1000 to 0-1500	.10	.06
1009	2	2000	.14	.....	0-1000 to 0-1500	0-1500 to 0-2000	.10	.06
Spec.	3 to 15	Instrument Littelfuses up to 15 Amps. furnished on Request					.15	.09

UNDERWRITERS APPROVED

3 AG GLASS FUSES — 250 VOLTS

FOR THE FIRST TIME TO ANY MANUFACTURER the Underwriters' Laboratories have approved 3 AG fuses (1¼" x ¼" diameter) in current ratings over 3 amperes at 250 volts. The following list gives the standard approved ratings carried in stock. The approval by the Underwriters' to LITTELFUSE is a BLANKET APPROVAL, however, from 0 to 8 amperes. Thus, intermediate ratings can be furnished without separate approval for such ratings. There is a small extra charge applied to intermediate ratings. Our name, the amperage, and voltage rating must appear on the fuse caps of approved fuses. The extension of approved fuses from 3 to 8 amperes opens up many new fields that previously had to use bulky cartridges or plug fuses and their mountings. This applies especially to electric appliances, heavy duty power supplies, amplifiers, radios, motors, etc.

RATINGS UP TO ½ AMPERE — 250 VOLTS

Cat. No.	Rating	Ohms	List Price	Net
1259	1/100	3000	$0.30	$0.18
1261	1/32	450	.30	.18
1262	1/16	100	.25	.15
1263	1/8	28	.25	.15
1263-A	3/16	20	.25	.15
1264	1/4	8	.25	.15
1265	3/8	4	.25	.15

CONSTRUCTION

Made in our Slo-Blo Construction. A carbon pellet provides the heat inertia. (A) melts on short circuits. (A) separates from (B) on sustained overload.

RATINGS ½ AMPERES to 3 INCLUSIVE — 250 VOLTS

1046	1/2	1.0	.15	.09
1047	3/4	.05	.15	.09
1040	1	.22	.07	.05
1041	1½	.14	.07	.05
1042	2	.10	.07	.05
1043	3	.07	.07	.05

The fuses of this group are of the standard straight link type. Elements are rosin controlled to prevent oxidation in service and to promote a clean break on fusion.

RATINGS 4 TO 8 AMPERES INCLUSIVE — 250 VOLTS

1357	4	.036	.10	.06
1358	5	.016	.10	.06
1359	6	.012	.10	.06
1360	8	.010	.15	.09

Littelfuse's new "sleeve type" 3 AG fuses. (Patents pending.) A separate glass sleeve over the entire fuse element takes the pressure shocks under short circuits. (On the 8 ampere rating the sleeve is powder packed.) It is the sleeve that made possible the higher approved ratings on this relatively small fuse.

No. 5370 LOW VOLTAGE TATTELITE TESTER

For the range of 3 volts to 25 volts. Momentary contact up to 50 volts A.C. or D.C. Especially designed for adjusting controls on thermostats and regulators in air conditioning and heating work.
Ideal for checking automotive circuits for grounds, open circuits, burned out lamps, blown fuses, poor connections, distributor timings and points, etc., on automobiles, buses, trucks, and airplanes.
Also the electrician and radio man's friend in checking doorbell circuits, filament circuits, continuity tests where low voltage is used. Draws only 70 mils at 12 volts. Ask for information folder showing many uses. Standard package 10.
Cat. No 5370 List Price $1.75 each, **Net Price $1.05 each**

TATTLELITE TESTER *"tells the tale"* Pocket Type Neon Tester

For indicating voltage from 90 volt DC and 60 volt AC to 500 volts AC or DC. Has built in 200,000 ohm resistor. Will not blow up like ordinary test lamp. Moulded tenite body—short proof leads and tips. Uses 122-1 lamp. Tests for live lines, polarity and whether AC or DC or R.F., blown fuses, defective spark plugs and cable, etc. Also indicate approximate voltage (110, 220, 440, etc.), grounded lines, open circuit, or shorts. Full directions. Packaged 10 on a display card or in individual cellophane boxes with pictorial directions. Standard Package 20. Weight 2 lbs.
Cat. No. 5076 List Price $1.00 each **Net Price $0.60 each**

MOUNTINGS FOR LITTELFUSES

Single Pole Mounting



Black moulded bakelite base, 1⅛" x⅝"x3/16" tinned, Shakeproof Terminals, and extra quality phosphor bronze nickel plated fuse clips. No. 8 F.H. M.S. mounting hole, 1⅞" overall length including soldering terminals, ⅝" high.
Cat. No. 1010 List 15c. **Net 9c each**

Meter Back Mounting

Mounts directly on meter binding post. Will not touch other posts on any standard meter. Linen Bakelite base 1"x1⅛"x 1/16". Length over screw terminals 1½".
Cat No. 1059 List 20c **Net 12c each**

Panel Type Mounting

Used for concealed wiring, black bakelite base 1 3/16" x ½" x 3/16". Height ⅝". Studs 1" long, threaded 6-32 full length. Supplied with four nuts and washers. **Cat. No. 1050** List 20c **Net 12c each**

HINGED TYPE 3AG FUSE MOUNTING

Meets Underwriters' Requirements

Cover fibre lined to meet Underwriter's requirements. Metal-shielded cover hinged to bakelite base. Terminal mounting extends through insulated base. Nut lightly staked in cover to prevent loss. Requires 1⅝" x 1⅛" knockout hole in panel. Two 6/32" x 5/16" mounting studs at 2⅛" centers. Bakelite mounting base 2½" x 1¼". ¾" high above panel.

	List	Net
No. 1237 D.P. Std. Pkge 20. Each	$.60	$.42
No. 1379 S.P. Std. Pkge. 20. Each	.30	.18

3AG ECONOMY MOUNTING

1½" long by 9/16" wide by 9/16" high. Bakelite mounting strip with 1/32" fibre insulator on bottom covering all metal parts. Permits mounting on metal panels. Mounting hole for No. 6 screw. All parts cadmium plated, absolutely corrosion proof.
Cat. No. 1128 List 10c **Net 6c each**

Extractor Fuse Post

Beautiful black moulded bakelite panel mounting. Meets Underwriters specifications. Designed to hold 3 AG type fuses. Entirely shock-proof. Takes panels up to 5/16" thick, ½" dia. mtg. hole. Length 1¾" from front panel, 2⅛" overall.
Cat. No. 1075
List 40c **Net 24c each**

3AG SINGLE POLE OPEN TYPE

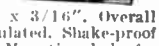

Bakelite base 1⅝" x ½" x 3/16". Overall 2⅛". Live parts space insulated. Shake-proof tinned soldering terminals. Mounting hole for No. 6 R H M S.
Cat. No. 1060 List 15c **Net 9c each**

Fuse Retainer

Holds 3 AG type fuses. Excellent for test leads or battery cable for auto sets. Cadmium plated steel shell. Bayonnet lock end takes cable up to 3/16" dia. Size 2½" x ⅜" dia.
Cat. No. 1070 List 10c **Net 6c each**

Copyright by U. C. P., Inc.

LITTELFUSE *"Quicker than a Short Circuit"*

AIRCRAFT LITTELFUSES—ANTI-VIBRATION TYPE

4 AG Aircraft fuse showing re-inforced twisted element (Note clear label)

Bakelite enclosed 4 AB Fuse

These Fuses Are Designed Especially for Aircraft Service. High Mechanical Strength, Resistance to Fatigue, and Long Vibration Life, Are Their Outstanding Characteristics

CONSTRUCTION—Glass enclosed—The 4 AG and 5 AG sizes are supplied for Aircraft service because of their strength and greater capacity than 3 AG types. Assembled by the Littelfuse positive "locked" method (no cements) the caps are guaranteed not to loosen. High Visibility transparent marking label for amperage. Elements twisted 90% (see illustration), another Littelfuse feature, raises the Vibration period far above that ever encountered in service.

BAKELITE ENCLOSED—4 AB Fuses are recommended where severe overloads might shatter glass fuses.

CURRENT RATING—Rated to National Electric Code specifications to carry 10% overload indefinitely and to blow on 50% overload.

VOLTAGE RATING—Voltage rating given in table below is what the fuses will break without arcing over or bursting under short circuit conditions.

VIBRATION LIFE—The vibration life test factor given for aircraft Littelfuses represent the minimum hours these fuses endure our magnetic Vibrator operating at 120 cycles per second while carrying the rated current. Our acceleration test is approximately 10 times the worst conditions encountered in the field.

4 AG — 4 AB — 5 AG Fuses + Intermediate amperages furnished for 20% additional price.			4 AG Fuses 1¼" x 5/32" Dia. Unit weight — 3.5 Gms.			4 AB Fuses 1¼" x 5/32" Dia. Unit weight — 3.75 Gms.			5 AG Fuses 1½" x 13/32" Dia. Unit weight — 8.5 Gms.		
Vibration Factor	Ampere Rating	Volts	Cat. No.	Price Each List	Price Each Net	Cat. No.	Price Each List	Price Each Net	Cat. No.	Price Each List	Price Each Net
100+	1	250	1091	$0.15	$0.09	1091B	$0.25	$0.15	1160	$0.15	$0.09
100+	2	250	1092	.15	.09	1092B	.25	.15	1161	.15	.09
100+	3	250	1093	.15	.09	1093B	.25	.15	1162	.15	.09
500+	5	*25	1094	.15	.09	1094B	.25	.15	1163	.20	.12
500+	10	*25	1095	.15	.09	1095B	.25	.15	1164	.20	.12
500+	15	*25	1096	.15	.09	1096B	.25	.15	1165	.20	.12
500+	20	25	1097	.15	.09	1097B	.25	.15	1166	.20	.12
500+	25	25	1098	.15	.09	1098B	.25	.15			
500+	30	25	1099	.15	.09	1099B	.25	.15	1167	.20	.12
500+	40	25	1100	.20	.12	1100B	.30	.18	1168	.20	.12
500+	50	25							1169	.30	.18
500+	60	25							1222	.30	.18

* 4 AB — Bakelite enclosed fuses have been found satisfactory for breaking 125 volts on 25 KVA power supplies on these sizes.

HEAVY DUTY AIRCRAFT LITTELFUSES

HI-AMP TYPE—A small, light, renewable, easily inspected fuse for aircraft main line service. Fuse body is made of a transparent polysterene resin for visual inspection. Renewals are made by releasing the screw through the split end caps. Conservatively rated at 25 volts for battery circuits, but may be used for service up to 125 volts on power supplies below 50 KVA. Uses No. 1235 Fuse Links.

Standard length on these fuses is 1¾". Can also be furnished in 1½" overall length, for this size specify type C in ratings up to 100 A.

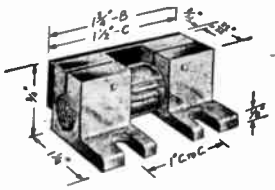

Hi-Amp Aircraft Littelfuse

Vibration Factor 500+ All Ratings
Average unit weight — 45 Gms.

Cat. No.	Weight 8 lbs. Rating Amps.	Price Each List	Price Each Net
1117	40	$1.25	$0.75
1118	50	1.25	.75
1119	60	1.25	.75
1120	70	1.25	.75
1121	75	1.25	.75
1122	80	1.25	.75
1123	100	1.25	.75
1324	125	1.50	.90
1325	150	1.50	.90

RENEWABLE HI-AMP FUSE LINKS—Furnished in two sizes—1¾" x ⅜" diameter furnished for amperages from 40 to 150—used in standard Hi-Amp fuses as illustrated, and with number 1245 fuse mounting. Renewal links for amperages from 150 amperes to 300 amperes 2" x 9/16" diameter for use in mounting number 1246.

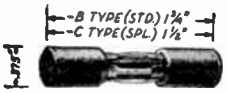

Cat. No. 1235—40 to 150 amps.

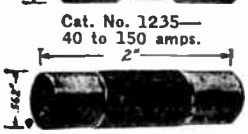

Cat. No. 1236—Used In No. 1246 Mtg. 150 to 300 amps.

Cat. No.	Rating Amps.	Weight Gms.	Price Each List	Price Each Net
	40 to 80		$0.50	$0.30
1235	100 to 150	16½	.60	.36
1236	150 to 300	50½	.90	.54

Standard Amps.—No. 1235—40, 50, 60, 70, 75, 80, 100, 125 and 150. Standard Amps.—No. 1236—150, 175, 200, 225, 250, 275 and 300. In ordering indicate catalogue number followed by amperages thus: 1235 —40, or 1236 — 150.

AIRCRAFT FUSE MOUNTINGS

1212A

1212B

1245—1246

Cat. No.	Description	Weight Gms.	Price Each List	Price Each Net
1212A	Fuse extractor posts for 4 AG fuses—mounting hole ⅝" clearance—length under panel 2¼"—with finger operated knob	24½	$ .75	$ .45
1212B	Same as 1212A, but with larger knob	25	.85	.51
1245	Fuse extractor post for Hi-Amp elements No. 1235—mounting hole diameter ⅞" clearance—length under panel including terminal 3⅛". Finger operated Extractor knob. Has lock-nuts and insulating washer	111	2.00	1.20
1246	Fuse extractor post for Hi-Amp elements No. 1236 — mounting hole 1⅛" dia. Under panel length, including terminal bolt 3¾"	230	2.50	1.50

BERYLLIUM COPPER FUSE CLIPS

Triple the grip strength of best Phosphor Bronze—Fatigue resisting, heat resistant up to 200° C. —Cadmium plating standard.

Standard Package 100

Cat. No.	Use for	Wt. Gms.	Ht.	Wth.	Fuse Hole Dia.	Dia.	Price per 100 List	Price per 100 Net
1216	¼" dia. Fuses	1	7/32"	13/32"	¼"	.138	$5.00	$3.00
1217	4 AG and 4 AB	1½	9/16	13/32	9/32	.165	12.00	7.20
1218	H. V. Aircraft & 5 AG Fuses	3½	¾"	7/16"	13/32	.196	16.00	9.60
1219	N.E.C. Fuses & No. 1243	5	1 5/32"	⅝"	9/16"	.203	21.00	12.60
1221	13/16" dia. Fuses	10½	1 9/16	⅞"	13/16"	.265	26.00	15.60

HIGH VOLTAGE AIRCRAFT FUSES

Catalog information on Aircraft Fuses 1000 to 3000 volts, and mountings, will be furnished on request.

Copyright by U. C. P., Inc.

DU MONT TYPE 164E 3" CATHODE-RAY OSCILLOGRAPH

Because of its compactness, limited weight and modest price, the Type 164E Cathode-Ray Oscillograph is a favorite with radio servicemen and with engineers who require a small portable field instrument. The limited power consumption of this instrument is also a valuable factor in field work.

A three-inch cathode-ray tube is employed operating at an accelerating potential of 1100 volts, to provide good brilliance with a fine, sharp trace. The single-stage vertical amplifier has a voltage-gain of 25 times, over the frequency range from 5 to 100,000 sinusoidal cycles per second. The horizontal amplifier may be switched to amplify either the sweep circuit or any externally-provided signal, so that Lissajous patterns for frequency determinations may be employed.

Deflection-plate terminals are available at the rear of the instrument without removing the case. Either a Type 2501A3 cathode-ray tube with medium-persistence green screen or a Type 2501C3 cathode-ray tube with short persistence blue screen for photographic applications may be employed. A removable calibrated scale, which is supplied with the instrument, fits over the screen of the cathode-ray tubes.

SPECIFICATIONS

Standard 3-in. Type 2501A3 supplied. Standard tube has green, medium-persistence screen. Short-persistence blue screen for moving-film recording supplied on order at slight cost. Removable calibrated scale fits over tube screen.

Input-Impedance: Vertical: 1,000,000 ohms. Horizontal: 800,000 ohms. Maximum potential 400 d.c. volts.
Frequency-Range: Vertical and Horizontal amp. both uniform within 7.5% from 5 to 100,000 cycles.

Deflection Sensitivity: Maximum vertical: 0.55 r.m.s. volt/in. Maximum horizontal: 0.65 r.m.s. volt/in. Deflection sensitivity of cathode-ray tube is 20 r.m.s. volt/in.

Sweep Circuit: Amplified sweep circuit over continuous range from 15 to 30,000 cycles. Return-trace elimination included. Synchronization from either vertical deflection or external signal.

Power Supply: 115/230 volts, 40-60 cycles a.c. Power consumption 50 watts.

Tubes: All tubes, including the cathode-ray tube are supplied with the instrument.

Physical Specifications: Black wrinkle-finish steel cabinet. Convenient carrying handle. Etched aluminum panel with black lettering. Height, 11⅜ in.; width, 7⅛ in.; depth, 13 in. Shipping weight 25 lbs.

Cat. No.	Type No.	Description	Net Price
1064	164	115v. 40-60 cycles with 2501A3 Teletron	$64.50
1065	164	230v. 40-60 cycles with 2501A3 Teletron	64.50
1066	164	115v. 40-60 cycles with 2501C3 Teletron	67.25
1067	164	230v. 40-60 cycles with 2501C3 Teletron	67.25



DU MONT TYPE 168 5" CATHODE-RAY OSCILLOGRAPH

A cathode-ray oscillograph employing a five-inch Type 2505A5 (green, medium-persistence) or Type 2505C5 (blue, short-persistence) Teletron. The large screen-diameter of this tube makes this an ideal instrument for general laboratory applications and for lectured demonstration work.

The vertical amplifier has a voltage-gain of 450 times which will permit its use directly with a microphone without use of a preamplifier. A convenient switching arrangement is provided to permit connecting the input signal directly to the vertical deflecting amplifier. Internal or external positive synchronization is obtainable by a switch on the front panel.

The Type 168 Cathode-Ray Oscillograph is housed in an attractive, black, wrinkle-finished steel cabinet which acts as an electrostatic shield. The front panel is chromium-plated brass, and all controls are clearly marked and designated to facilitate operation. A removable, calibrated scale, which fits over the screen of the cathode-ray tube, is supplied with the instrument.

SPECIFICATIONS

Cathode-Ray Tube: Type 2505A5 standard tube supplied. Type 2505C5 for moving-film recording available at slight additional cost.

Input-Impedance: Vertical: 1,000,000 ohms; Horizontal: 800,000 ohms.

Frequency-Response: Uniform within 10% from 15 to 30,000 sinusodal cycles for both horizontal and vertical amplifiers.

Voltage Gain: Maximum Vertical, 450 times, Horizontal, 50 times.
Deflection Sensitivity: Maximum Vertical: 0.046 r.m.s. volt/in.
Maximum Horizontal: 0.40 r.m.s. volt /in. Direct to deflection plates 20.0 r.m.s. volts/in:.

Sweep Circuit: Amplified type over continuously variable range from 15 to 30,000 cycles per second.

Power Supply: Instrument operated directly from 115 /230 v. 40-60 cycle a.c. Consumption 50 watts.

Physical Specifications: Black, wrinkle-finish steel cabinet. Carrying handle. Chrome-plated brass front panel with clear black lettering. Height 19¼ in.; width, 8 in.; length, 15¼ in. Shpg. wt., 40 lbs.

Cat. No.	Type No.	Description	Net Price
1054	168	115 v. 40-60 cycles with 2505A5 Teletron	$127.50
1055	168	230 v. 40-60 cycles with 2505A5 Teletron	127.50
1056	168	115 v. 40-60 cycles with 2505C5 Teletron	130.25
1057	168	230 v. 40-60 cycles with 2505C5 Teletron	130.25

ALL PRICES SUBJECT TO CHANGE WITHOUT NOTICE

Copyright by U. C. P., Inc.

DU MONT TYPE 208 5" CATHODE-RAY OSCILLOGRAPH

A new five-inch instrument incorporating every possible desirable feature in a standard instrument along with many new improvements which have been incorporated for the first time in any cathode-ray equipment. High accelerating-potential on the new intensifier-type tube insures good brilliance. New, wide-frequency-range amplifiers with symmetric deflection and high sensitivity provide good focus over the entire screen area of the Teletron. The direct-current-coupled deflection amplifier provides for d.c. amplification with a sensitivity of approximately 0.5 d.c. volt per inch deflection.

The cathode-loaded input stage of this instrument gives undistorted frequency-response over the entire frequency-range regardless of input attenuator setting.

Unusual mechanical design of this cathode-ray oscillograph has been incorporated which gives more efficient electrical operation and balances the weight distribution of the instrument so that it is very convenient to carry. Amplifier-, sweep-, and position-control circuits offer extended frequency-range and ease of operation which permits the beam to follow immediately all changes in control adjustment. Regulated power supplies make the oscillograph practically independent of line-voltage surges in spite of its high gain.

SPECIFICATIONS

Cathode-Ray Tube: Teletron Type 2511A5 intensifier type, high-vacuum, with four free deflection plates. Standard tube, Type 2511A5, has green medium-persistence screen. Type 2511C5 with blue, short-persistence screen supplied at slight additional cost. Beam switch provided on front panel. Removable calibrated scale supplied.

Input-Impedence: X- and Y-axes: constant 2,000,000 ohm, 15 mmfd. load to signal source. Continuously-variable attenuator free from both frequency and amplitude distortion attenuates signal with no pattern-shift.

Frequency Range: Y-axis—plus or minus 2.5% from 2 to 100,000 sinusoidal cycles; X-axis—plus or minus 10% from 2 to 100,000 sinusoidal cycles.

Voltage Gain: Y-axis—2000; X-axis—43 times.

Deflection Sensitivity: Max. Y-axis 0.010 r.m.s. volt/in. Max. X-axis 0.500 r.m.s. volt/in. Direct to deflection plates—21 and 22 r.m.s. volts/in. Y-axis and X-axis respectively.

Horizontal Switching: Frequency-range control for horizontal sweep-circuit is arranged that its OFF position connects X-axis amplifier input to input terminal provided on front panel.

Sweep Circuit: Recurrent sweep available over continuously-variable range from 2 to 50,000 cycles. Direction of sweep is from left to right.

Power Supply: High-voltage power unit supplies 1150 v. d.c. in series with amplifier power unit to furnish total accelerting potential of 1500 volts. Deflection-plate potentials vary in balanced pairs about ground. Voltage regulation is provided for low-level amplifiers and positioning circuits. Instrument operates directly from 115/230 v. 40-60 cycle a.c. Consumption 90 watts.

Tubes: All tubes including the Teletron are supplied with the instrument. A total of 15 tubes is employed.

Physical Specifications: Black, wrinkle-finished steel cabinet. Convenient carrying handle. Chrome-plated brass front panel with chrome-on-black lettering. Height, 14¼ in.; width 8$\frac{13}{16}$ in.; depth 19½ in. Shipping weight 67 lbs.

Cat. No.	Type No.	Description	Net Price
1146	208	115 v. 40-60 cycles with 2511A5 Teletron	$167.75
1147	208	230 v. 40-60 cycles with 2511A5 Teletron	167.75
1148	208	115 v. 40-60 cycles with 2511C5 Teletron	170.50
1149	208	230 v. 40-60 cycles with 2511C5 Teletron	170.50

DU MONT TYPE 185 ELECTRONIC SWITCH

The Type 185 Electronic Switch is an extremely valuable supplementary instrument for use with Du Mont or any other make of cathode-ray oscillograph.

The instrument has been designed for simultaneous studies of such signals as input and output signals of amplifiers, of both phases of push-pull amplifiers, and for simultaneous voltage- and current-studies of a.c. circuits. Two units may be operated in cascade to provide three channels for investigations of three- and other poly-phase a.c. circuits.

The Type 185 Electronic Switch consists of two amplifiers, operating in parallel, which are alternately biased to cut off by a multivibrator type square-wave generator whose frequency may be varied over a wide range to suit operating conditions. The outputs of the two amplifiers are fed to a mixing stage. In application one unknown signal is connected to the input of each amplifier and their mixed and switched output is fed from the mixing stage to the input of a standard cathode-ray oscillograph to give the appearance of observing both signals at once. The balance control of the Electronic Switch makes it possible to superimpose both signals for direct comparison or to separate them on the screen of the cathode-ray tube for individual study.

SPECIFICATIONS

Frequency Range: Continuously variable, 6 to 2000 times per second. Essentially uniform response of amplifier from D.C. to 10,000 sinusoidal cycles per second. No phase distortion experienced from low-frequency limit to 25,000 sinusoidal cycles per second.

Voltage Gain: 15 times for identical amplifiers on each axis.

Power Supply: Instrument entirely A.C. operated from 115/230 v. 40-60 cycle supply. Power consumption, 30 watts. Fuse protection, 1 amp.

Tubes and Functions: All tubes supplied with instrument, as follows: 2—Type 41 Blocking Tubes; 2—Type 6C6 Switching Amplifiers; 2—Type 56 Oscillators; 1—Type 80 Rectifier.

Physical Specifications: Black wrinkle-finish steel cabinet. Convenient carrying handle. Chrome-plated brass panel with black-filled etched lettering. Dimensions: Height, 11½ in.; width, 7½ in.; depth 13 in. Net weight 17 lbs.

Cat. No.	Type No.	Description	Net Price
1072	185	115 v. 40-60 cycles	$71.50
1073	185	230 v. 40-60 cycles	71.50

Du Mont Teletrons, Cathode-Ray Tubes

Type	Screen Dia.	Max. Over-all Length	Color	Persistence	Use	Net Price
2501A3	3"	11½"	Green	Medium	Osc.	$14.85
2501C3	3"	11½"	Blue	Short	Osc.	16.50
2505A5	5"	16"	Green	Medium	Osc.	38.50
2505C5	5"	16"	Blue	Short	Osc.	41.25
2511A5	5"	17"	Green	Medium	Osc.	33.00
2511B5	5"	17"	Green	Long	Osc.	38.50
2511C5	5"	17"	Blue	Short	Osc.	35.75

ALL PRICES SUBJECT TO CHANGE WITHOUT NOTICE

NET

Copyright by U. C. P., Inc.

STERLING PANEL METERS

AMMETERS, VOLTMETERS, MILLIAMMETERS

FOR USE ON DIRECT AND ALTERNATING CURRENT

A COMPLETE MODERN LINE

These improved STERLING Panel Meters while retaining the accuracy, beauty and ruggedness which have always characterized STERLING instruments, show a modern trend in the gracefully unique arrangement of the broader and more clearly defined scales. The meters for alternating current and direct current are perfectly matched and therefore suitable for mounting on the same panel. Both the A.C. and D.C. meters are of the permanent magnet, iron vane, solenoid type. This affords positiveness of action and breadth of movement suggestive of those of the D'Arsonval type. The large needle-tipped pointers and wide clearly marked scale divisions of these panel meters make them easily read.

TYPE 68

Flush case, square flange, standard finish black enamel. Screw holes in flange for mounting.
Width flange $2\frac{5}{8}$"
Dia. case $2\frac{1}{32}$". Depth case $\frac{3}{4}$"

STERLING Panel Meters may be had in any of the types illustrated and also in the Type 90 Projecting Case, 2" in diameter, base $2\frac{3}{16}$" in diameter. Long terminal screws mount through panel. The ZERO ADJUSTER can be supplied for any of the instruments listed. A.C. or D.C. but it can be applied only to those put up in the type 68, 78 or 88 case.

SPECIAL COMBINATION A.C.-D.C. METERS WITH HAIR-SPRING REPULSION TYPE MOVEMENT FITTING SAME CASES, ARE ALSO AVAILABLE.

Standard pkg., 100 meters, Ship. wt. 30 lbs.

ALL STERLING Panel Meters are guaranteed accurate within 5%.

Alternating Current Meters

A. C. VOLTMETERS

Number	Range	List Price
870	0-4 Volts	$2.75
871	0-6 Volts	2.75
872	0-10 Volts	2.75
873	0-15 Volts	2.75
874	0-150 Volts High Res.	4.75
875	0-300 Volts	5.75
876	0-600 Volts	6.60
877	0-750 Volts	8.50
878	0-10-140 Volts	4.75
879	0-50 Volts	3.30

A. C. MILLIAMMETERS

880	0-25 Milliamperes	$2.75
881	0-50 Milliamperes	2.75
882	0-100 Milliamperes	2.75
883	0-250 Milliamperes	2.75
884	0-500 Milliamperes	2.75

A. C. AMMETERS

886	0-1 Amperes	$2.75
887	0-3 Amperes	2.75
888	0-5 Amperes	2.75
889	0-10 Amperes	2.75
890	0-20 Amperes	3.00
891	0-50 Amperes	3.30
892	0-30 Amperes	3.00
898	0-150 A. C. Voltmeter Plug-in type	3.60

RESISTANCE METERS

Direct Reading

901	4.5 Volts. 10,000 Ohms 3 Flashlight cells required.	$3.00
902	2 M. A., 9 Volts. 100,000 Ohms 6 Flashlight cells required.	4.40
903	Resistor for 901 Meter	2.00
904	Resistor for 901 Meter	2.50

Direct Current Meters

D. C. VOLTMETERS

Number	Range	List Price
801	0-1 Volts	$1.25
802	0-3 Volts	1.25
803	3-0-3 Volts	1.25
804	0-5 Volts	1.25
805	0-6 Volts	1.25
806	0-8 Volts	1.25
807	0-10 Volts	1.25
808	0-15 Volts	1.25
809	0-25 Volts	1.25
810	0-25 Volts High Res.	3.00
811	0-50 Volts	1.25
812	0-50 Volts High Res.	3.60
823	0-75 Volts	1.50
813	0-100 Volts	1.65
814	0-100 Volts High Res.	3.60
815	0-150 Volts	2.00
816	0-150 Volts High Res.	3.50
817	0-300 Volts	3.50
818	0-500 Volts	5.00
819	0-750 Volts	6.00
820	0-8-160 Volts	2.50

D. C. MILLIAMMETERS

835	0-2 Milliamperes	$4.00
836	0-5 Milliamperes	2.50
837	0-10 Milliamperes	2.20
838	0-15 Milliamperes	1.25
839	0-25 Milliamperes	1.25
840	0-50 Milliamperes	1.25
841	0-100 Milliamperes	1.25
842	0-150 Milliamperes	1.25
843	0-200 Milliamperes	1.25
844	0-300 Milliamperes	1.25
845	0-400 Milliamperes	1.25
846	0-20-100 Milliamperes	2.20
847	0-15-150 Milliamperes	2.20
848	0-500 Milliamperes	1.25

D. C. AMMETERS

855	0-1 Amperes	$1.25
856	0-3 Amperes	1.25
857	0-5 Amperes	1.25
858	0-10 Amperes	1.25
859	1-0-1 Amperes	1.25
860	3-0-3 Amperes	1.25
861	6-0-6 Amperes	1.25
862	10-0-10 Amperes	1.25
863	20-0-20 Amperes	1.25
864	0-15 Amperes	1.50
865	0-30 Amperes	2.00
866	0-50 Amperes	2.20
867	30-0-30 Amperes	2.20
868	0-20 Amperes	1.65
869	0-40 Amperes	2.20

TYPE 80

Flush case, narrow flange, standard finish black enamel or nickel. Circular adjustable back clamp for mounting.
Diameter flange $2\frac{3}{32}$"
Diam. case 2". Depth case $\frac{31}{32}$".
Requires hole $2\frac{1}{32}$" in Diameter
Length terminals $\frac{7}{16}$"

TYPE 88

Flush case, narrow apron flange, for ZERO ADJUSTER equipment. Standard finish black enamel or nickel. Circular adjustable back clamp for mounting. Same dimensions as Type 80.



TYPE 70

Flush case, wide flange, standard finish black enamel or nickel. Screw holes in flange for mounting.
Diameter flange $2\frac{5}{8}$"
Diam. case 2". Depth case $\frac{7}{8}$"
Requires hole $2\frac{1}{32}$" in Diameter



TYPE 78

Flush case, wide flange with apron designed to carry ZERO ADJUSTER equipment. Standard finish black or nickel, screw holes in flange for mounting. Same dimensions as Type 70.

Type 68 square flange case furnished for any range of meter at an additional list price of 40 cents each. Both A. C. and D. C. meters supplied with ZERO ADJUSTER at an additional list price of 35 cents each.

Sterling

STERLING POCKET METERS

STANDARD LINE

No. 24A Ammeter

Direct Current Pocket Ammeters, Voltmeters and Voltammeters for all Purposes

STERLING Pocket Meters are useful in all kinds of battery testing, in railroad signal work, and in telephone and low-voltage electrical work generally. **They are polarity indicators.**

No. 24 Ammeter, for testing No. 6 dry cells. 0-35 ampere scale, 1 ampere divisions. **List Price** **$1.25**

No. 24A Ammeter for testing dry cells including the heavy-duty Ignition type of cell. 0-50 ampere scale, 1 ampere divisions. ..... **List Price, $1.25**

No. 45 Voltammeter

No. 23 Ammeter, for photo-flash dry batteries. 0-20 amp. scale, 1/2 amp. div. ..... **List Price, $2.00**

No. 33 Voltmeter for ordinary single cells and "Flashlight" cells, 0-3 v. scale, 1/10 v. div. **List Pr., $1.50**

No. 34 Voltmeter for "Hot Shot" and Radio batteries. 0-10 volt scale, 1/5 volt div. ..... **List Price, $1.50**

No. 34A Voltmeter for 12 volt batteries. 0-16 volt scale, 1/2 volt divisions ..... **List Price, $1.75**

No. 34B Voltmeter for ordinary 22½ v. radio "B" batteries. 0-30 v. scale, 1 v. divisions ..... **List Price, $1.75**

No. 34C Voltmeter for testing ordinary 45 v. radio "B" batteries. 0-50 v. scale, 1 v. div. ..... **List Price, $2.00**

No. 44 Voltammeter for "Hot Shot" and Radio batteries and No. 6 dry cells, 0-35 ampere scale, 1 ampere divisions; 0-10 volt scale, 1/5 volt divisions ..... **List Price, $1.75**

No. 44A Voltammeter for 12 volt batteries and No. 6 dry cells. 0-35 ampere scale, 1 ampere divisions; 0-16 volt scale, 1/2 volt divisions ..... **List Price, $2.00**

No. 45 Voltammeter for testing No. 6 dry cells and ordinary 45 volt radio "B" batteries. 0-35 ampere scale, 1 ampere divisions; 0-50 volt scale, 1 volt divisions ..... **List Price, $3.00**

No. 45A Voltammeter for testing dry cells including the heavy-duty Ignition type and ordinary 45 v. radio "B" batteries. 0-50 amp. scale, 1 amp. div.; 0-50 v. scale, 1 v. div. ..... **List Price, $3.25**

Meters 2¼" in diameter and ⅝" thick. Nickel finish. Standard package, ten instruments, ship. wt. 4 lbs.

STERLING SPECIAL-PURPOSE POCKET METERS—NEW SERIES

No. 38A Voltmeter

Testers for Portable Radio Batteries

The special "A" and "B" dry batteries built for the operation of Portable Radio sets cannot be satisfactorily tested with ordinary battery testers. The new STERLING double voltmeters are designed for testing with correct loads the special "A" and "B" dry batteries used on Portable Radio sets. The new STERLING flexible plugs of these meters fit easily into the small closely spaced socket holes.

No. 37A Voltmeter for 45 v. "B" batteries and 1.5 v. "A" batteries. Scale 0-50 v., 1 v. div. Scale 0-2 v., 1/10 v. div. Tests 45 v. "B" and 1½ v. "A" batteries. **List Price** **$2.50**

No. 42A General Tester

No. 38A Voltmeter for 90 v. "B" batteries and 1.5 v. "A" batteries. Scale 0-100 v., 5 v. div. Scale 0-2 v., 1/10 v. div. Tests 45 v. and 90 v. "B" batteries and 1½ v. "A" batteries. **List Price** **$2.75**

No. 39A Voltmeter for 90 v. and 135 v. "B" batteries and 1.5 v. "A" batteries. Scale 0-150 v., 5 v. div. Scale 0-2 v., 1/10 v. div. Tests 90 v. and 135 v. "B" batteries and 1½ v. "A" batteries. **List Price** **$2.75**

No. 40A Voltmeter for 90 v. and 135 v. "B" batteries and 4.5 v., 6 v. and 7.5 v. "A" batteries. Scale 0-150 v., 5 v. div. Scale 0-10 v., 1/5 v. div. Tests 90 v. and 135 v. "B" batteries and 4½ v., 6 v. and 7½ v. "A" batteries. ..... **List Price, $3.00**

No. 42A Graphic General Tester. Red and Green color chart for all standard batteries including 45 v. and 90 v. "B" batteries and 1.5 v., 4.5 v., 6 v., and 7.5 v. "A" batteries. 0-100 v. scale for special sizes of "B" batteries, 5 v. div. Tests all Portable Radio batteries ..... **List Price, $6.00**

Testers for Hearing Aid Batteries

No. 31 Double voltmeter for special 30 or 45 v. "B" batteries and 1½ v. "A" batteries, scale 0-50 v., 1 v. div., scale 0-2 v., 1/10 v. divisions. Carefully engineered to impose the correct loads on the small delicate batteries used to operate vacuum tube hearing aids. Equipped with new STERLING flexible plugs ..... **List Price, $3.50**

No. 35A Voltmeter for batteries used on carbon type hearing aids, also "C" batteries, scale 0-5 v., 1/10 v. divisions. ..... **List Price, $1.75**

Tester for "Eveready Air Cell" Batteries

No. 30 Tester designed for 2 cell "Air Cell" battery. Condition of the "Air Cell" battery is graphically shown on the colored scale as soon as the connection is made. It indicates reliable minimum strength for new batteries as well as for batteries in operation ..... **List Price, $1.75**

Meters 2¼" in diameter and ⅝" thick. Nickel finish. Standard package, ten instruments, ship. wt. 4 lbs.

Copyright by U. C. P., Inc.

Weston RADIO INSTRUMENTS

MODEL 776—OSCILLATOR



Complete Frequency Ranges—50-160 kc; 150-600 kc; 550-2100 kc; 1.6-6 mc; 5-19 mc; 9.5-33 mc by fundamentals; 60 mc by harmonics. **Output**—1 microvolt to .1 volt in 4 controllable steps on I.F. and B.C. bands. Strong signal eliminates need for breaking into I.F. circuit. **Audio Signal**—400 cycle note available for audio test—signal controlled through attenuator. **30% modulation** means greater audibility. Good sine wave characteristics. No 60 cycle distortion. **Operation**—110-130 volts, 50-60 cycles. **Hand Calibrated Scales.** Accuracy —½ of 1% on I.F. and B.C. Bands; 1% on short wave bands. NO PADDERS OR TRIMMERS. **Two Speed Dial**—1 revolution of the knob covers entire dial. Gives very fine Vernier adjustments. Big, direct-reading dial—6 feet of visible scale. **Automatic Amplitude Control**—New electronic method of Automatic Amplitude Control (AAC) holds signal more constant than hitherto possible, over entire frequency range. Prevents frequency drift commonly experienced by line voltage fluctuations and tube variations. **Band Switch**—All wiring has been eliminated between switch contacts and coils, and properly isolates coils not in use. **Constant Impedance Attenuator**—100 ohm—elaborate filters—shielded line cord— double shielding—separate attenuator tube—line feedback at a minimum. **Wobbler Jack** is provided for use with frequency modulator for oscillograph tests. **Tubes**—1 No. 6L7; 1 No. 84; 2 No. 76. Stock tubes may be used without special selection. Size: 10" x 16" x 5". Weight: 13¼ lbs.

Net Price, Model 776 complete.....**$65.25**

MODEL 791—BATTERY TESTER

To assist dealers, servicemen and manufacturers in testing and selling dry cell batteries, Weston offers this portable, easy to use tester. This instrument provides a quick, non-technical and convincing means of determining the operating condition of all standard commercial dry batteries. It is direct reading and tests batteries under ACTUAL OPERATING CONDITIONS by virtue of proper resistors mounted in the case. The scale is divided into colored sections so that the pointer deflection instantly shows the condition of the battery. Pin jacks on the panel are marked with standard voltage ranges of 1.5, 4.5, 6, 7.5, 45 and 90 volts. Approximate dimensions; 5½" x 3-11/16" x 2¼". Approximate weight 2 lbs.

Net Price Model 791 Battery Tester.....**$15.00**

MODEL 669—VACUUM TUBE VOLTMETER



This vacuum tube voltmeter gives measurement of a-c and d-c potentials over an extremely broad band of frequencies. Rapid audible as well as visual meter checks available through the use of ear-phones plugged into special phone jack on the panel. Tests on antenna coils, gain per stage, detector and audio circuits, signal strength and distortion can easily be made.

Practically infinite resistance in ohms per volt. All ranges have input impedance equal to the tube itself, no resistance network being used in the input circuit. AVC circuits not upset when making measurements. NEON BULB VOLTAGE REGULATOR MAINTAINS CONSTANT OPERATING VOLTAGE. Operates on 105-130 volts, 42-60 cycles. Size: 8¼" x 5½" x 5¾". Weight: 6½ lbs.

RANGES: 0/1.2/3/6/8/12/16/30/60/80/120/160 Volts.

Net Price, Model 660, less carrying case.....**$49.50**

Net Price, carrying case only for Models 669 and 692.....**$4.13**

Copyright by U. C. P., Inc.

Weston RADIO INSTRUMENTS

MODEL 772
—(continued)

RANGES

VOLTS D-C	VOLTS A-C	CURRENT D-C Only	DECIBELS	OHMS
2.5	2.5	.1 Ma.	—14 to + 2	0-3000
10	10	1 Ma.	— 2 to +14	0-30,000
50	50	10 Ma.	+12 to +28	0-3 Meg.
250	250	50 Ma.	+26 to +42	0-30 Meg.
1000	1000	250 Ma.	+38 to +54	
5000 (with		1 Amp.		
Televerter)		10 Amp.		

Net Price, Model 772, Type 2 ..... **$49.50**

Net Price, Model 766 Televerter **$18.75**

MODEL 778—SERVISET

This deluxe test set is a complete portable workshop! It contains Model 772 Super-Sensitive Analyzer and Model 777 Type 1 Tube and Battery Checker. Ideal for both field and shop use—units are mounted in handy combination case . . . with ample room for Weston socket selector units or tools. Can be quickly mounted on any panel or shop bench—both instruments are identical in size, shape and color—a matched set of accurate radio servicing equipment. If you now own one of these individual instruments, you can complete the set by ordering the remaining unit in the combination case. Size: 5⅝" x 14¼" x 17¼". Weight: 17 lbs.

Net Price, 778 less socket selectors **$97.50**

MODEL 772—TYPE 2
SUPER-SENSITIVE ANALYZER

5,000 Volts—20,000 Ohms per Volt

The most complete super-sensitive analyzer on the market today. Addition of new Weston Model 766 Televerter gives top d-c voltage range of 5000 volts. Services television and radio transmitters and receivers, P.A. systems, vacuum tube and cathode ray equipment, sensitive telephone and telegraph relay circuits and can readily be used for industrial and household appliance testing.

Model 766 Televerter is a carefully designed high resistance (100 megohms) multiplier which fits conveniently into the tool compartment of the analyzer. Specially insulated test prongs for protection of operator. Breakdown voltage of 11,000 volts in accordance with A.I.E.E. safety standards. Present owners of Model 772's can adapt the Televerter to the instrument at small extra cost.

Measurements of plate voltage and current on amateur transmitters, as required by the F.C.C., can easily be made. Diode currents in AVC circuits and AFC current can be quickly and accurately measured. Ideal for condenser leakage tests—maximum voltage on any range being 15 volts. Overall accuracy on a-c ranges is within 3% on normal frequencies due to improved rectifier circuit. Practically no frequency error from 50 to 7000 cycles. Temperature error is guaranteed to be within 2% from 40° F to 110° F.

Equipped for mounting Model 666 Socket Selector unit. Black panel trimmed in red and chromium. Size: 15⅛" x 5⅛" x 8¾". Weight: 8½ lbs.

(Continued top of next column)



Copyright by U. C. P., Inc.

Weston RADIO INSTRUMENTS

MODEL 777—TYPE 2
COUNTER TYPE
TUBE AND BATTERY TESTER

Step up your tube and battery sales with this eye-appealing Tube and Battery checker, equipped with the TIME SAVING ROTATOR TYPE TUBE INDEXER and the new type SELF-WIPING, LONG SERVICE TOGGLE SWITCHES. . . . RICH . . . colorful . . . dignified . . . With a big, sensitive Weston meter stepped up from an attractive red and black panel. This counter model Tube and Battery checker is ideal for promoting effective merchandising campaigns.

All features . . . TOTAL EMISSION . . . INDIVIDUAL ELECTRODE test . . . neon short check . . . CATHODE LEAKAGE . . . NOISE TEST . . . LINE VOLTAGE CONTROL . . . load tests. WILL CHECK NEW LOKTAL TUBES AND NEW HIGH FILAMENT VOLTAGE TUBES. 1.5, 6, 45 AND 90 VOLT RANGES FOR BATTERY TESTING. Size 14½" x 10½" x 7". Weight 11½ pounds.

Net Price, Model 777, Type 2, complete.....**$54.75**

MODEL 787
ULTRA HIGH FREQUENCY OSCILLATOR

Designed to test and check ALL types of communication equipment operating on high frequency. Specially adapted for servicing FM receivers and short-wave radios in aircraft, police cars, and other mobile units. Fundamental frequency coverage of from 22 to 150 MEGACYCLES at an accuracy within 1%. Alignment and overall operation tests can be made without direct wire connections. HIGH ORDER OF STABILITY AND RESETABILITY. Exact and continuous frequency selection accomplished by new type INDUCTIVE TUNING system. Equipped for use with crystal.

Operates from small antenna rod or by direct connection through attenuator. Radiation from rod is approximately .1 volt and the minimum from the jacks is in the vicinity of 20 microvolts at 23 megacycles, with approximately 40 Db coverage on the attenuator. Self-contained, replaceable battery power supply. Jack provided for connection to external batteries if increased power is required.

400 cycle sine wave modulation available with approximately 30% modulation of R.F. carrier. External modulation up to and including that required for television available through special jack on panel. Size: 8" x 8" x 11". Weight: 16 lbs.

Net Price, Model 787 (less crystal).....**$93.75**

MODEL 777—TYPE 1

The same instrument described above is available in a light weight portable carrying case. Has generous compartment for tubes or tools—ideal for checking and selling tubes on the job. Complete rapid-reference chart in cover. Size: 15½" x 8¾" x 5½". Weight: 10 lbs.

Net Price, Model 777, Type 1, complete.....**$49.50**

Copyright by U. C. P., Inc.

Weston RADIO INSTRUMENTS

MODEL 665, TYPE 1—SELECTIVE ANALYZER

With this analyzer, a-c and d-c voltage, direct current and resistance can be measured over a total of 33 ranges—all self-contained within this one instrument. A simplified switching and pin jack arrangement facilitates rapid operation.

All d-c and a-c ranges have a sensitivity of 1000 ohms per volt. The accuracy of a-c readings at various frequencies and wave forms is better maintained by using the more efficient full wave rectifier. Output measurements are made through a self-contained fixed condenser.

All resistance spools are adjusted within ½ of 1%, and are non-inductive. Sustained accuracy is assured under all operating conditions.

Ranges: VOLTS, a-c and d-c, (1000 ohms per volt) 1000/500/250/100/50/25/5/2.5/1

OHMS (full scale) 1000/10,000/100,000/1,000,000
OHMS (center scale) 25/250/2500/25,000
MILLIAMPERES, d-c only—500/250/100/50/25/10/5/2.5/1
A-c output ranges—1 to 1000 volts

Size: 5½" x 8¼" x 3⅞" Weight: 5 lbs.

Net Price, Model 665, Type 1 without carrying case **$58.50**

Net Price, Carrying Case **$4.13**

MODEL 663—VOLT-OHMMETER

Model 663 is exceptionally suited for radio servicing where a wide range, battery-operated ohmmeter is desired along with d-c voltage and current ranges. All ranges are rapidly selected by the rotary switch and pin jacks. The instrument requires only 50 microamperes for full scale deflection. This low current drain permits resistance measurements in critical circuits without seriously disturbing the circuit characteristics.

Standard self-contained batteries supply energy for resistance readings. A special ohmmeter adjustment compensates for changes in battery potential without any effect on meter accuracy.

Ranges: OHMS, (full scale) 0-200/1,000/10,000/100,000/1,000,000/10,000 000
OHMS, (center scale) 0-5/25/250/2,500/25,000/250,000
MILLIAMPERES, d-c—1/5/25/100
VOLTS, d-c—2.5/10/100/250/500/1,000

Size: 8¼" x 5½" x 3⅞" Weight: 4½ lbs.

Net Price, Model 663 without carrying case **$49.13**

Net Price, Carrying Case **$4.13**

Other Weston Instruments

Model 785 Circuit Tester — 27 separate, individual a-c and d-c ranges for the measurement of current, voltage and resistance. Ideal for trouble-shooting on sensitive relay, signal, communication and vacuum tube control circuits. Has sensitivities of 20,000 ohms per volt on d-c and 1,000 ohms on a-c ranges.

D-c voltage—1/10/50/200/500/1000 volts. A-c voltage—5/15/30/150/300/500 volts. D-c current—1/10/100 milliamperes. 1/10 amperes. A-c current—0.5/1/5/10 amperes. Resistance—3,000/30,000-/300,000/3 meg./30 meg. Center scale 25/250/2,500/25,000/250,000 ohms.
Size: 13 x 12½ x 5½ inches. Weight (with batteries): 13½ lbs.

Net Price, Model 785 in oak carrying case **$93.75**

Net Price, Model 785 without carrying case **78.75**

NET

Copyright by U. C. P., Inc.

Weston RADIO INSTRUMENTS

MODEL 697—VOLT-OHM-MILLIAMMETER

Very popular pocket-size device with a-c and d-c voltages, d-c milliampere and ohm ranges. Precision resistors used throughout. Accuracy has not been sacrificed for size. All ranges brought out to pin jacks. Toggle switches protect and connect the meter in the circuit as a voltmeter or ohmmeter. Self-contained 4½ volt battery supplies necessary potential for ohm ranges. Ohmmeter adjustment compensates for changes up to 25% in battery potential without affecting meter accuracy. Accuracy guaranteed to be within 2% on d-c and within 5% on rectified a-c.

Ranges: VOLTS a-c and d-c—0-7.5/15/150/750

MILLIAMPERES, d-c only—0-7.5/75

OHMS (full scale)—5,000/500,000

OHMS (center scale)—35/3500

Size: $5\frac{9}{16}$" x 3¾" x $3\frac{9}{16}$" Weight: 1¾ lbs.

Net Price, Model 697, complete with pair of test leads.....**$24.00**

MODEL 695—TYPE 11
POWER LEVEL METER, VOLTMETER, OUTPUT METER

Gives readings in decibels as well as volts making it ideal for power level measurements in all types of speech equipment and radio receivers. Medium speed, moderately damped movement. Constant impedance of 20,000 ohms. 11 Db ranges from —4 to +36 Db at zero on the Db scale. 7 voltage ranges from 2 to 200 volts. Calibrated for 500 ohm lines with zero level of 6 milliwatts (.006 watts) or 1.73 volts. Complete with pair of test leads. Accuracy guaranteed to be within 5% on rectified a-c. Size: 5½" x 3¾" x 3⅛". Weight: 1½ lbs.

Net Price, Model 695, Type 11.....**$28.50**

MODEL 564—VOLT-OHMMETER, TYPE 3-C

A fine, Weston quality instrument with a very useful selection of voltage and resistance ranges. A self-contained 4½ volt battery provides the necessary for the ohmmeter ranges. Ohmmeter adjustment compensates for changes in battery potential without any affect on meter accuracy. Ranges are available from pin jacks. A toggle switch connects meter in circuit as a voltmeter. Complete with a pair of 4 ft. test leads. Accuracy guaranteed to be within 2%.

Ranges: VOLTS, d-c, at 1,000 ohms per volt—0-3/30/300/600

OHMS (full scale)—0-1,000/10,000/100,000/1,000,000

Size: 5½" x 3¾" x $2\frac{9}{16}$" Weight: 1¾ lbs.

Net Price, Model 564, Type 3-C.....**$28.80**

MODEL 666, TYPE 1B SOCKET SELECTORS

With this selector unit you can make all current, voltage and resistance measurements AT THE TUBE SOCKET without breaking soldered connections in the receiver, etc. In addition to all standard tubes, this unit is now equipped to handle the newer octal and loktal tubes.

The selector block of the Model 666, Type 1B is quickly mounted on Models 665, 772 and 775 or any other analyzers.

Net Price, Model 666, Type 1B.....**$15.83**

Copyright by U. C. P., Inc.

Net

Weston RADIO INSTRUMENTS

Round Style

PANEL INSTRUMENTS

Distinguished for their fine workmanship and permanently dependable performance with exceptional accuracy for their size, Model 301, 425 and 476 round instruments are regularly supplied in flush type 3⅜" bakelite, 3½" bakelite or 3¼" metal cases with black finish. Model 476 can be obtained in surface metal; Model 301 or 425 in surface metal or bakelite cases. Rectangular bakelite cases, flush type only, are also available.

Model 506, 507 and 517 instruments are regularly supplied in flush type, narrow flange, black finished metal cases with a clamp for panel mounting. Wide flange metal or bakelite cases are available at no extra cost. When ordering specify style, and whether metal or bakelite case is desired.

Instruments for use on circuits above 300 volts should be specified with bakelite cases when not possible to connect in grounded side of line. Normally calibrated for use on non-magnetic panels. If they are to be used on steel panels, specify panel thickness when ordering. List prices shown below, are subject to 25% discount. For other instrument prices write to Weston Electrical Instrument Corp., Newark, N. J.

Rectangular Style

3½" PANEL INSTRUMENTS

MODEL 301 D-C VOLTMETERS

Approximate resistance of Model 301 in ohms per volt—1 to 40 volts, 62; 50 to 150 volts, 200; 200 volts, 250; 250 volts, 300; 300 to 500 volts, 666.

Range	Price	Range	Price	Range	Price
3	$ 9.00	15	$ 9.00	150	$11.25
5	9.00	30	9.00	200	13.00
8	9.00	50	9.00		
10	9.00	100	10.00		

With Resistance of 1,000 ohms per Volt

Range	Price	Range	Price	Range	Price
50	$12.00	300	$15.00	1500	$36.50*
100	12.50	500	17.25	2000	40.00*
200	14.00	1000	24.50*	3000	50.00*

* Supplied with external resistor. Scale reading in kilovolts.

MODEL 301 D-C MILLIAMMETERS*

Range	Approx. Res. Ohms	Price	Range	Approx. Res. Ohms	Price
1	105	$10.00	30	1.2	$9.00
1.5	27	10.00	50	2.0	9.00
2	27	10.00	100	1.0	9.00
5	5.7	9.00	150	0.66	9.00
10	2.0	9.00	300	0.33	9.00
15	2.0	9.00	500	0.2	9.00

* Milliammeters with ranges above 30 MA. are shunted, and have a drop of approximately 100 MV.

MODEL 301 D-C AMMETERS*

Single Ranges: 1/1.5/5/10/15/30/50 at $9.00

* Ammeters are supplied in self-contained ranges up to 50 amperes inclusive, and have a drop of 50 MV±5%. Ranges above 50 amperes supplied with external shunts.

MODEL 301 D-C MICROAMMETERS

Range	Price	Range	Price
200	$14.25	500	$14.25

MODEL 301 RECTIFIER TYPE A-C VOLTMETERS

Range	1000 ohms per volt	2000 ohms per volt	Range	1000 ohms per volt	2000 ohms per volt
1	.....	$19.25	50	$17.00	$19.75
1.5	.....	19.25	100	17.50	21.50
3	$17.00	19.25	150	19.00	23.00
5	17.00	19.25	300	20.00	.....
15	17.00	19.25			

MODEL 301 RECTIFIER TYPE A-C MILLIAMMETERS

Range	Price	Range	Price
0.5	$19.25	2	$15.00
1	15.00	5	14.00

MODEL 301 RECTIFIER TYPE A-C MICROAMMETERS

Range	Price
500	$19.25

MODEL 476 A-C AMMETERS

Single Ranges: 1/1.5/2/3/5/10/15/20/30/50 at $9.00.

MODEL 476 A-C VOLTMETERS

Range	Price	Range	Price	Range	Price
2	$ 9.00	50	$ 9.00	500	$19.50
5	9.00	100	10.00	750	23.50*
10	9.00	150	11.25	1000	28.50*
30	9.00	250	14.50		

* Supplied with external resistance box.

MODEL 425 THERMOCOUPLE TYPE AMMETERS

Single Ranges: 1/1.5/2/3/5/10/15/20 at $16.00.

2½" PANEL INSTRUMENTS

MODEL 506 D-C VOLTMETERS

Approximate resistance of Model 506 in ohms per volt: 3 to 150 volts, 125; 200 volts, 200.

Range	Price	Range	Price	Range	Price
3	$ 7.50	10	$ 7.50	100	$ 8.50
5	7.50	15	7.50	150	9.75
8	7.50	50	7.50	200	11.50

MODEL 506 D-C AMMETERS

Single Ranges: 1/1.5/5/10/15/30/50 at $7.50.

Ammeters, self-contained up to 50 amps., inclusive—drop 50 MV ±5%.

MODEL 506 D-C MILLIAMMETERS

Range	Approx. Resis.	Price	Range	Approx. Resis.	Price
1	27	$ 8.50	50	1	$ 7.50
1.5	18	8.50	100	.5	7.50
2	18	8.50	150	.33	7.50
5	8.5	7.50	300	.16	7.50
10	3.2	7.50	500	.1	7.50
15	1.5	7.50			

Milliammeters above 30 MA are shunted—drop approximately 50 MV.

MODEL 507 THERMO AMMETERS

For use on a-c of any frequency, including radio frequency.
Single Ranges: 1/1.5 2/3/5/10/15/20 at $14.50.

MODEL 517 A-C AMMETERS

Range	Approx. Res. in ohms	Price	Range	Approx. Res. in ohms	Price
1	.203	$ 7.50	20	.00162	7.50
3	.024	7.50	30	.0007	7.50
5	.01	7.50	50	.00057	7.50
10	.0058	7.50			

MODEL 517 A-C VOLTMETERS

Range	Approx. Ohms per Volt	Price	Range	Approx. Ohms per Volt	Price
1.5	3	$ 7.50	25	26	$ 7.50
2	4	7.50	50	52	7.50
3	6	7.50	130	110	9.00
5	10	7.50	150	110	9.75
10	14	7.50	250	166	13.00
15	14	7.50	300	166	15.00

Copyright by U. C. P., Inc.

IMPORTANT NOTE: ALL PRICES ON THIS PAGE HAVE BEEN INCREASED BY 10%

PRECISION TEST EQUIPMENT

STANDARD OF ACCURACY

ALL PRICES ARE SUBJECT TO CHANGE WITHOUT NOTICE

SET ANALYZING FEATURES

* SIX A.C. and SIX D.C. VOLTAGE RANGES at 1000 ohms per volt: 0-12-60-300-600-1200-3000 volts. * FIVE D.C. CURRENT RANGES: 0-1.2-12-120-600 MA., and 0-12 AMPS. * FOUR SELF-CONTAINED RESISTANCE RANGES: 0 to 400 ohms, 0-100,000 ohms, 0-1-10 megs. * SIX DECIBEL RANGES from —12 to +64 D.B. * SIX OUTPUT RANGES: Same as A.C. volts. * SIMPLIFIED MASTER ROTARY RANGE SELECTOR SYSTEM. * LARGE 4⅝" EASY READING "PRECISION" 400 microampere METER. * CONDENSER LEAKAGE TESTS. * 1% WIRE-WOUND SHUNTS and MATCHED MULTIPLIERS employed throughout. * ALL RANGES INDIVIDUALLY CALIBRATED within 2% D.C. and 3% A.C. overall accuracy.

SERIES 920 Combination Dynamic Mutual Conductance Type Tube Tester, Battery Tester and 33 Range A.C.-D.C. Multi-Range Set Tester

AVAILABLE IN FOLLOWING MODELS

* **920-P**—(illustrated) In hardwood, walnut finished portable case with tool compartment and hinged removable cover. Size 12 x 13 x 6". Complete with battery, test leads and operating instructions. **Code: Drive.** **NET PRICE** **$59.95**

* **920-MCP**—Open type Metal Case Portable, black ripple finish as illustrated for Series 912-MCP. Size 10½ x 12 x 6". Complete as above. **Code: Dicer.** **NET PRICE** **$55.95**

* **920-PM**—Consists of Series 920-MCP inserted into matching steel panel and dust cover. Panel size 12¼ x 19" for standard rack mount. Appearance same as illustrated for Series 912-PM. Unit removable from front for portable use. **Code: Dream** **NET PRICE** **$59.95**

* **920-C**—In modern, chrome trimmed, round cornered, counter type cabinet; black ripple finish on heavy gauge steel as illustrated for Series 912-C. Size 16 x 13½ x 7". Slopes to 3 inches at front. Complete, ready to operate. **Code: Drake** **NET PRICE** **$59.95**

TUBE AND BATTERY ANALYZING FEATURES

* A DYNAMIC MUTUAL CONDUCTANCE TYPE TUBE TESTER employing an exclusive "PRECISION" engineered circuit, which in one operation, effectively tests all radio receiving tubes for both MUTUAL CONDUCTANCE and CATHODE STRUCTURE. * TESTS ALL TUBE TYPES: FILAMENT VOLTAGES from 1.4 to 120 volts. LOKTALS, BANTAM JUNIOR AND BUTTON-7-PIN PORTABLE RADIO AND HEARING-AID BATTERY TYPES, SINGLE-ENDED, TELEVISION AND F. M. AMPLIFIERS, REGULAR OCTALS (MG, G, GT and METALS), SPRAY-SHIELD AND GLASS TYPES. * AUTOMATIC PUSH-BUTTON SYSTEM: Flexibility for non-obsolescent free point tube analysis. * DUAL FREE-POINT FILAMENT TERMINAL SELECTION. * VISIBLE FILAMENT CONTINUITY TESTS. * SPECIFIC INDIVIDUAL LOADS AND VOLTAGES: APPLIED TO ELEMENTS OF TUBE UNDER TEST. * VARYING A. C. SIGNAL applied to control grids. * METER READS IN PLATE CIRCUIT: Indications entirely dependent upon control action (transconductance) of the intervening elements. Shows up tubes having open elements. * Individual tests for each section of multi-section tubes. Visible tests of fluorescent screen and winking of cathode ray indicator tubes. * HOT CATHODE LEAKAGE and INTER-ELEMENT SHORT TESTS. * NOISE TEST pin jacks for earphone or amplifier connection. * BALLAST TESTS: The regular tube test sockets accommodate all ballast units. * PILOT LIGHT TESTS. * DOUBLE WINDOW ROLLER TUBE CHART. * MICRO-LINE ADJUSTMENT read directly on meter. No arbitrarily tapped transformer employed. * TESTS ALL **POPULAR RADIO A, B, AND C BATTERIES** 1.5 to 135 volts, UNDER ACTUAL LOAD. Condition read on simple 3 colored REPLACE—WEAK—GOOD scale. A single selector switch automatically applies appropriate load for the particular battery under test. * TELEPHONE CABLED WIRING EMPLOYED THROUGHOUT. * ACCURACY of tube test circuit closely maintained by use of individual calibrating controls.

SERIES 910 and 912 Dynamic Mutual Conductance Type Tube Testers

The PRECISION Series 910 and 912 are Dynamic Mutual Conductance Type Tube Analyzers incorporating the same time-proven tube test circuit features described for Series 920, above. Series 910 makes use of an attractive 3" bakelite cased meter. Series 912 utilizes an extra large 4⅝" meter, and in addition also provides the full battery testing facilities described for Series 920. The physical appearance and overall dimensions of Series 910, 912 and 920 are the same. (See illustrations.)

* **910-P**—(as illustrated for Series 920-P) In hardwood, walnut finished portable case. Size 12 x 13 x 6". Complete with operating instructions. **Code: Front.** **NET PRICE** **$37.95**

* **910-MCP**—Open type Metal Case Portable, as illustrated for 912-MCP, at right. Size 10½ x 12 x 6". Complete, ready to operate. **Code: Frail** **NET PRICE** **$33.95**

* **910-C**—In modern, chrome trimmed, round cornered counter type cabinet. Size 16 x 13½ x 7". Slopes to 3" at front, as illustrated at right, for Series 912-C. **Code: Frisk.** **NET PRICE** **$37.95**

* **910-PM**—Consists of Series 910-MCP, removably inserted into matching steel panel and dust cover. Panel size 12¼ x 19" for standard rack mount, as illustrated for 912-PM at right. **Code: Fried.** **NET PRICE** **$37.95**

* **912-P**—(as illustrated for Series 920-P) In hardwood, walnut finished portable case with tool compartment and hinged removable cover. Size 12 x 13 x 6". Complete with operating instructions. **Code: Fence.** **NET PRICE** **$41.95**

* **912-MCP**—Open type Metal Case Portable, black ripple finish, as illustrated at right. Size 10½ x 12 x 6". Complete, ready to operate. **Code: Felon** **NET PRICE** **$37.95**

* **912-C**—In modern, chrome trimmed, round cornered counter type cabinet. Black ripple finish on heavy gauge steel. Size 16 x 13½ x 7". Slopes to 3" at front. Complete, as illustrated at right. **Code: Frame.** **NET PRICE** **$41.95**

* **912-PM**—Consists of Series 912-MCP, removably inserted into matching steel panel and dust cover. Panel size 12¼ x 19", for standard rack mount. See illustration at right. **Code: Fetid** **NET PRICE** **$41.95**

* 912-MCP

* 912-C

* 912-PM

Copyright by U. C. P., Inc.

IMPORTANT NOTE: ALL PRICES ON THIS PAGE HAVE BEEN INCREASED BY 10%

PRECISION TEST EQUIPMENT

STANDARD OF ACCURACY

ALL PRICES ARE SUBJECT TO CHANGE WITHOUT NOTICE

SERIES 914

Modern Counter Type Tube & Battery Merchandiser employing a large 7" chrome trimmed SWIVEL MOUNTED METER

An economically priced, but nevertheless elaborate, attractively designed instrument, occupying a minimum of counter space. The 7" swivel mounted meter provides both customer and operator with a FULL VIEW of test results, regardless of cabinet position.

* A modern, streamlined, customer appealing tube merchandiser.
* Large, easy reading, 7" chrome trimmed bakelite cased meter.
* 3 colored—REPLACE—WEAK—GOOD SCALE with 0-100 division tube matching reference arc.
* Full vision double-window roller tube chart.
* Dynamic Mutual Conductance Tube testing and Battery test features, same as described for Series 920.

* **914 TUBE MERCHANDISER**—Attractive, modern streamlined design with chrome trimming on fine dull black wrinkle-finished, heavy gauge cabinet. Separately encased meter, swivel mounted. Cabinet size 16" x 13½" x 7", slopes to 3" at front. **Code: Handy.** NET PRICE **$45.95**

SERIES 954

Combination Dynamic Mutual Conductance Type Tube Tester, Battery Tester and 37 Range Super-Sensitive A.C.-D.C. Multi-Range Set Tester

20,000 OHMS PER VOLT DC

A complete service laboratory: one compact unit, provides every facility for accurate, reliable solutions of all tube test and measurement problems of Radio (A.M. and F.M.), and Television.

TUBE AND BATTERY ANALYZING FEATURES

* Same as Dynamic Mutual Conductance tube test circuit described for the Series 920.

SET ANALYZING FEATURES

* SEVEN AC and SEVEN DC VOLTAGE RANGES; 0-3 to 0-6000 volts. **20,000 ohms/volt DC**—1000 ohms/volt AC. * SEVEN DC CURRENT RANGES. 0-60 microamps to 0-12 AMPS. * SELF-POWERED RESISTANCE RANGES to 60 MEGOHMS. * SIX DECIBEL RANGES: —12 to +70 DB. * SEVEN OUTPUT RANGES to 6000 volts. * 4⅝"—50 microampere bakelite cased meter.

* **954P**—(illustrated) In hardwood portable walnut finish case; removable cover and tool compartment. Size 12" x 13" x 6". Complete with batteries and extra-high voltage test leads. **Code: Happy.** NET PRICE **$73.95**

The Series 954 is also available in the same additional types of housings described for the Series 920.

* **954MCP**—Open type portable—complete with batteries and high voltage test leads. **Code: Horse.** NET PRICE **$69.95**
* **954C**—Counter type—complete with batteries and high voltage test leads. **Code: Human.** NET PRICE **$73.95**
* **954PM**—Standard Panel Mount—complete with batteries and high voltage test leads. **Code: Hermit.** NET PRICE **$73.95**

SERIES 832-A

31 Range A.C.-D.C. Multi-Range Tester

Though small in size, Series 832-A incorporates the same full-bodied electrical components provided in all larger "Precision" multi-range instruments. Meter scale-plate design is in Black, Red and White with large sized numerals, for maximum ease of reading.

SPECIFICATIONS

* **6 D.C. voltage ranges**—1000 ohms / volt 0-6-30-150-300-600-1200 volts.
* **6 A.C. voltage ranges**—500 ohms/volt 0-12-60-300-600-1200 2400 volts.
* **4 D.C. current ranges**—0-1.2 to 0-600 Milliamps.
* **3 Resistance ranges to 5 MEGS.** Up to 500,000 ohms on internal battery.
* **6 Decibel ranges** (—10 to +62DB).
* **6 Output ranges** to 2400 volts.
* Wire-wound shunts, metallized multipliers — 1% tolerance.
* A PRECISION instrument designed to withstand the abuse and punishment of rough service.

* **832-A**—In hardwood walnut finished case (7" x 4½" x 3") with leather handle, complete with batteries (less test leads). **Code: Anvil.** NET PRICE **$16.95**

SERIES 834

31 Range A.C.-D.C. Circuit Tester

1000 OHMS PER VOLT A.C. AND D.C.

The Series 834 is an advanced and highly practical improvement in compact, A.C.-D.C. multi-range circuit testers. Simplified rotary selection allows all measurements from ONLY TWO tip jacks (except 1200 and 6000 volts). An extra large 3¼" 400 Microampere meter provides Scale Length and Ease of Reading not usually associated with compact instruments.

* **Series 834**—In hardwood, walnut finished case with leather handle. Size 7 x 4½ x 3". Complete with 3 volt battery (less test leads). **Code: Labor.** NET PRICE **$19.95**

SPECIFICATIONS

* **6 D.C. and 6 A.C. voltage ranges**—1000 ohms/volt: 0-12-60-300-600-1200-6000 volts.
* **4 D.C. Current Ranges:** 0-1.2-12-60-600 milliamps.
* **3 Resistance Ranges:** Batteries fit inside of case. 0-5000-500,000-5,000,000 ohms.
* **6 Decibel Ranges:** from —10 to +70 DB.
* **6 Output Ranges:** at 1000 ohms per volt. 0-12-60-300-600-1200-6000 volts.
* 1% wire wound shunts and matched metallized multipliers.
* Each instrument individually calibrated: 2% D.C. and 3% A.C. overall accuracy.

NET

Copyright by U. C. P., Inc.

IMPORTANT NOTE: ALL PRICES ON THIS PAGE HAVE BEEN INCREASED BY 10%

PRECISION TEST EQUIPMENT

STANDARD OF ACCURACY

ALL PRICES ARE SUBJECT TO CHANGE WITHOUT NOTICE

SERIES 844

34 Range A.C.-D.C. Volt-Ohm-Decibel-Milliammeter
6000 volts A.C. and D.C., 10 megohms, and 12 amps.
1000 OHMS PER VOLT A.C. & D.C.

The Series 844 is an excellent general purpose A.C.-D.C. multi-range tester, invaluable to laboratory, industrial, serviceman and engineer. Ruggedly constructed, it will maintain its initially high degree of accuracy under constant usage and handling.

* **844L**—(illustrated) Housed in walnut finished hardwood open type case with carrying handle. Compact in size 7" x 8" x 4". **Code: Manse. NET PRICE** (Less batteries and test leads) **$24.95**

SPECIFICATIONS

* SIX A.C. and SIX D.C. VOLTAGE RANGES at 1000 ohms per volt: 0-12; 0-60; 0-300; 0-600; 0-1200; 0-6000 volts.
* SIX D.C. CURRENT RANGES: 0-1.2 MA to 0-12 AMPERES.
* FOUR RESISTANCE RANGES: Batteries mount inside of case. 0-400; 0-100,000 ohms; 0-1 meg.; and 0-10 megs.
* SIX DECIBEL RANGES from —12 to +70DB.
* SIX OUTPUT RANGES: 0-12 to 0-6000 volts.
* Large 4⅝" 400 microampere bakelite cased meter.
* All instruments individually calibrated and sealed against laboratory standards assuring 2% D.C. and 3% A.C. overall accuracy. Complete telephone cabling employed.

* **844P**—In closed type portable case. **Code: Malad. NET PRICE** (Less batteries and test leads) **$26.95**

* **844PM**—In standard panel mount. 19" x 12¼". **Code: Maize. NET PRICE** (Less batteries and test leads) **$27.95**

SERIES 845

41 RANGE HIGH SENSITIVITY A.C.-D.C. TESTER
RANGES TO 6000 VOLTS, 20 MEGS., AND 12 AMPS.
5000 OHMS PER VOLT D.C.
1000 OHMS/VOLT D.C. 1000 OHMS/VOLT A.C.

Series 845 is a reliable, highly accurate, multi-range tester of moderate sensitivity for more accurate measurements in sensitive communications and electronic apparatus. Its dual-sensitivity feature, suits Series 845 to the requirements of laboratory, maintenance and production testing.

* **845L**—(illustrated) Housed in walnut finished hardwood open type case with carrying handle. Compact in size 7" x 8" x 4". **Code: Isben. NET PRICE** (Less batteries and test leads) **$28.95**

SPECIFICATIONS

* 6 D.C. voltage ranges at 5000 ohms per volt: 0-12; 0-60; 0-300; 0-600; 0-1200; 0-6000 volts.
* 6 A.C. and 6 D.C. voltage ranges at 1000 ohms per volt: 0-12-60-300-600-1200-6000 volts.
* 7 D.C. current ranges: 0-300 Microamps. 0-1.2-12-60-300-1200 MA and 0-12 Amps.
* 4 Resistance Ranges: Batteries mount inside of case. 0-2000-200,000 ohms. 0-2-20 megohms.
* 6 Decibel Ranges from —12 to +70 DB.
* 6 Output Ranges: same as A.C. voltage ranges.
* Large 4⅝" 200 microampere, easy reading bakelite cased meter.
* 1% wire-wound shunts and matched multipliers, plus individual instrument calibration assures 2% D.C. and 3% A.C. overall accuracy.

* **845P**—In closed type portable case. **Code: Icing. NET PRICE** (Less batteries and test leads) **$30.95**

* **845PM**—In standard panel mount. 19" x 12¼". **Code: Ideal. NET PRICE** (Less batteries and test leads) **$31.95**

SERIES 856

44 RANGE SUPER-SENSITIVE A.C.-D.C. TESTER,
6000 VOLTS, 60 μAMPS., 12 AMPS., 60 MEGS.
20,000 OHMS PER VOLT D.C.
1000 OHMS/VOLT D.C. 1000 OHMS/VOLT A.C.

The Series 856 is specifically designed for obtaining reliable measurements in modern communication and electronic circuits where only minute current drain of the measuring instrument can be tolerated.

The DUAL SENSITIVITY FEATURE doubles its utility, providing the equivalent of ANOTHER COMPLETE INSTRUMENT for measurements at standard 1000 OHMS PER VOLT sensitivity.

SPECIFICATIONS

* SEVEN D.C. VOLTAGE RANGES: 20,000 ohms/volt: 0-3; 0-12; 0-60; 0-300; 0-600; 0-1200; 0-6000 volts.
* SEVEN A.C. and SEVEN D.C. VOLTAGE RANGES: 1,000 ohms/volt: 0-3-12-60-300-600-1200-6000 volts.
* SEVEN D.C. CURRENT RANGES: 0-60, 0-300 microamps: 0-3, 30, 120, 600 MA; 0-12 AMPS.
* SEVEN D.C. CURRENT RANGES: 2% accuracy: 0-60, 0-300 microamps: 0-3, 30, 120, 600 MA; 0-12 AMPS.
* THREE RESISTANCE RANGES: Self-contained batteries: 0-6000, 0-600,000 ohms, 0-60 megohms.
* SIX DECIBEL RANGES FROM —12 to +70DB.
* SEVEN OUTPUT RANGES: 0-3-12-60-300-600-1200-6000 volts.
* Large 50 microampere 4⅝" bakelite-cased meter.
* WIRE-WOUND SHUNTS, METALLIZED MULTIPLIERS—1% ACCURACY.
* All ranges individually calibrated to within 2% D.C. and
* 3% A.C. overall accuracy.
* Wax-impregnated telephone cabling and XXX bakelite mounting strips employed throughout.

* **856P**—(illustrated) In attractive walnut finished hardwood portable case with removable cover and tool compartment. Size 9" x 10" x 6". **Code: Jalop. NET PRICE** (Complete with batteries and high voltage test leads) **$39.95**

The Series 856 is also available in the same type of mountings and combinations described for Series 844.

* **856L**—Open portable: complete with batteries and high voltage test leads. **Code: Jabot. NET PRICE** **$37.95**

* **856PM**—Panel mounted: complete with batteries and high voltage test leads. **Code: Janet. NET PRICE** **$40.95**

SERIES 864

A.C.-D.C. VOLT - OHM - DECIBEL - MILLIAMMETER
A Laboratory Multi-Range Tester Incorporating a
Large 9" Meter and Remote Control Selector Unit

* **864** — In standard panel mount finished in black ripple. Size 19" x 12¼" with dust cover 6 inches deep. **Code: Kapok. NET PRICE** (Complete with batteries and high voltage test leads) **$45.95**



ELECTRICAL SPECIFICATIONS SAME AS SERIES 845

Conforming electrically to all specifications of Series 845 (adjacent), Series 864 Deluxe Multi-Range Tester is housed in standard 12¼ x 19" panel with completely enclosed rear dust cover, and is designed to mount into any standard relay rack. The separately encased Selector Unit is easily slid out from its panel compartment for remote bench operation. A seven foot flexible cord, permanently connecting meter to Remote Selector Unit, allows complete freedom of manipulation.

The 9" Precision Rectangular 200 Microampere Meter with large easy reading scales and numerals, allows highly accurate readings with greatest ease and minimum eye strain.

This instrument is an indispensable adjunct to the modern laboratory for radio service, industrial and television application and wherever operator efficiency is at a premium.

Copyright by U. C. P., Inc.

IMPORTANT NOTE: ALL PRICES ON THIS PAGE HAVE BEEN INCREASED BY 10%

PRECISION TEST EQUIPMENT

STANDARD OF ACCURACY

ALL PRICES ARE SUBJECT TO CHANGE WITHOUT NOTICE

SERIES EV-10

A NEW TYPE OF VACUUM TUBE MULTI-RANGE METER with Ranges to 6000 Volts A.C. and D.C. 2000 Megs. — 12 Amps. — 70 DB.

PERFORMANCE, ACCURACY, EASE OF MANIPULATION—Series EV-10 provides eight distinct instruments for most all measurements in the present and future electronics and communications fields. **Combining both VTVM as well as standard 1000 ohms per volt test circuits.** Series EV-10 permits rapid check of all voltage, current, and resistances encountered in television, photo-electric, F.M. networks, etc., without disturbing operation of circuit under analysis.

IMPORTANT FEATURES

* VOLTAGE REGULATED—BRIDGE TYPE CIRCUIT: provides unusually high VTVM accuracy. Uses one type 6C5, 6X5 and VR-150.
* ZERO-CENTER VTVM—READS voltage at any test point WITHOUT reversal of test prods.
* SINGLE MASTER RANGE SELECTOR—Provides rapid, positive selection of all ranges.
* SHIELDED COAXIAL TEST PROBES—permit direct voltage measurements without disrupting apparatus under test.
* DUO-BALANCED ELECTRONIC-BRIDGE OHMMETER—BOTH ends of ohmmeter scales are independently zero adjusted, providing high accuracy throughout scale length. A single OHMS scale serves for ALL ranges.
* 1% wire-wound shunts and matched multipliers plus telephone-cabled, wax-impregnated, wiring employed throughout.
* EACH INSTRUMENT INDIVIDUALLY CALIBRATED.
* FULL VISION 8½" RECTANGULAR 400 microampere METER.

RANGES

* Eight Zero-Center Vacuum Tube Voltmeter Ranges—from ±3 to ±6000 volts D.C.—Input Resistance—13⅓—26⅔ and 133⅓ Megohms.
* Six Circuit Probing, Zero-Center, VTVM Ranges—from ±3 to ±600 volts D.C.
* Six Wide-Range Ohmmeter-Megohmmeter Ranges: 0-2000-200M ohms. 0-2-20-200-2000 Megohms.
* Eight A.C. and Eight D.C. Voltage Ranges at 1000 ohms per volt. 0-3-6-12-60-300-600-1200-6000 volts.
* Seven D.C. Current Ranges—0-600 Microamps: 0-3-12-60-300-1200 MA; 0-12 AMPS.
* Eight Output Ranges—0-3-6-12-60-300-600-1200-6000 volts.
* Eight Decibel Ranges—from —26 to +70 DB.

* **EV-10-MCP**—(illustrated) In black ripple finished, heavy gauge steel case. Size 10½ x 12 x 6". Complete with tubes, battery and testing probes. **Code: Place. NET PRICE** **$49.95**

* **EV-10-P**—Complete as described above but in hardwood walnut finished portable case. **Code: Phone. NET PRICE** **$53.95**

* **EV-10-PM**—In standard panel mount. **Code: Panel. NET PRICE** **$53.95**

SERIES "J" Multi-Range A.C. Ammeter

THE PRECISION SERIES "J" is a rugged, portable, MULTI-RANGE A.C. AMMETER: with wide selection of ranges to meet the requirements of many fields of application from 25 cycles up.

SPECIFICATIONS

Eight alternating current ranges: 0-300-600-1200 Milliamps. 0-3-6-12-30-60 AMPS. Internal heavy duty current transformer designed for 25 cycle operation and up. Heavy duty, brass, bakelite insulated, binding posts. Full vision, easy reading 4⅝" bakelite cased meter, Accuracy 2%.

* **Series J-P**—(illustrated) In hardwood walnut finished carrying case, size 9 x 10 x 6". **Code: Apple. NET PRICE** **$21.95**

* **Series J-L**—In open face hardwood carrying case, size 7½ x 8½ x 4". **Code: Atone NET PRICE** **$19.95**

SERIES E-200 SIGNAL GENERATOR

For All A.M., F.M. and Television Receivers, featuring "Servicing by Signal Substitution"

● **Six Bands:** 90 KC to 88 MC. ● **Accuracy—Constancy of calibration:** MAXIMUM of 1% DEVIATION on all bands, insured by use of the "PRECISION" developed "UNIT OSCILLATOR" construction. ENTIRE "UNIT OSCILLATOR" is SINGLE-POINT-MOUNTED, providing positive freedom from effects of mechanical shock, eliminating the need of costly, **useless, single frequency** reference crystals. ● **LARGE FULL VISION 6½ INCH NO-GLARE DIAL:** approx. 6 feet of direct reading deeply etched scales. Ball bearing planetary drive. ● 0-100 **Point Vernier** Scale and Twin Hair-Line Indicators: provide direct reading to one part in 1000 for critical laboratory usage. ● **The Circuit—uses the new 6SJ7 in a highly stable E.C.O. circuit—Modulated in the buffer amplifier** by a 6C5 400 cycle sine-wave audio oscillator. An 80 full-wave rectifier forms the basis of a hum-free D.C. supply. ● **400 Cycle Sine-Wave Audio Oscillator**—Independently Controlled—provides both modulation and external audio signal of over 60 volts. ● **DUAL CALIBRATED R.F. Attenuators** — Separately shielded — provides direct R.F. gain measurement facilities and smooth stepless control. ● **LOW LEAKAGE:** complete shielding of all vital components, in addition to a heavy gauge etched panel and steel cabinet—Power transformer electro-statically shielded—A.C. line, choke-condenser filtered. ● **SELF-SHIELDING COAXIAL OUTPUT CABLE** and dual (LOW-HIGH) coaxial connectors with separate screw cap for elimination of leakage from unused terminal. ● **Four Types of Signals**—"Unmodulated R.F." "400 cycle Modulated R.F." "EXTERNALLY Modulated R.F." (frequency or amplitude) "400 cycle Audio Output." ● **VARIABLE MODULATION CONTROL**—0-100% modulation AT WILL—more than triples signal utility as against obsolete fixed modulation of only 30 or 40% ● **A.V.C. SUBSTITUTION SYSTEM**—The Series E-200 fully overcomes serious alignment troubles arising from receiver A.V.C., by supplying ITS OWN A.V.C. VOLTAGE, controllable at the front of the panel from 0-50 volts. ● **HAND CALIBRATION**—Each instrument INDIVIDUALLY hand calibrated on all six bands. ● Fully licensed under patents of American Telephone & Telegraph Co. ● Not only an unsurpassed, efficient Signal Generator for purposes of alignment but SPECIFICALLY DESIGNED for "Servicing by Signal Substitution", the new modern Dynamic speed approach to receiver alignment and adjustment problems, described in a new 120 page illustrated text book.

* **E-200**—In black ripple heavy gauge steel case. Size 12" x 10½" x 6". Complete with FREE copy of "SERVICING BY SIGNAL SUBSTITUTION." **Code: Trade. NET PRICE** **$39.95**

* **E-200PM**—In standard panel mount. **Code: Trace. NET PRICE** **$43.95**

A.C.-D.C. INDUSTRIAL CIRCUIT TESTERS

Series 844-J—1000 OHMS per VOLT—42 RANGES	**Code: Miser NET PRICE**		**$48.95**
Series 845-J—5000 OHMS per VOLT—49 RANGES	**Code: Ignite NET PRICE**		**$52.95**
Series 856-J—20000 OHMS per VOLT—52 RANGES	**Code: Jason NET PRICE**		**$59.95**

(Series 856-J illustrated below in hardwood finished portable case with tool compartment and removable cover.) Size 11 x 15 x 6".

Ranges to 6000 Volts A.C.-D.C. • 60 Amps A.C. • 12 Amps D.C. • 10-20-60 Megohms, Etc.

Precision INDUSTRIAL CIRCUIT TESTERS provide a practical solution to A.C.-D.C. circuit test and maintenance problems. Through matching design of Series "J" A.C. Ammeter, these wide-range Circuit Testers will meet your individual sensitivity requirements. Merely combine Series "J" with either Series 844, 845 or 856 and a universal A.C.-D.C. circuit tester is produced to YOUR SPECIFICATIONS, providing every desirable range of Series 844, 845 or 856, PLUS the full facilities of Series "J".

Copyright by U. C. P., Inc.

RADIO & TECHNICAL PUBLISHING COMPANY

LEARN SERVICE WORK

from

This Book!

MODERN *Radio* SERVICING

(1st Edition)

by

A. A. GHIRARDI

Ghirardi gives you a complete course in modern radio service work in this remarkable 1300-page textbook containing over 700 illustrations and 723 self-review questions. Everything explained for you clearly—from the very fundamentals of servicing instruments to the servicing of the most complicated all-wave high-fidelity receivers. There's even a chapter on sales promotion and radio service business management. 1300 pages of invaluable servicing information—written by this leading servicing authority—is yours for only five dollars! Here are the chapter headings:

1. Measuring Instruments.
2. Resistance Measurement.
3. Constructing Ohmmeters.
4. Commercial Ohmmeters.
5. Capacity and Condenser Testers.
6. Output and V-T Voltmeters.
7. Tube Checkers.
8. Constructing Tube Checkers.
9. Commercial Tube Checkers.
10. Voltage-Current Set Analyzers.
11. Point-to-Point Testing.
12. Constructing Set Analyzers.
13. Commercial Set Analyzers.
14. Service Test Oscillators.
15. Constructing Test Oscillators.
16. Commercial Test Oscillators.
17. Preliminary Trouble Tests.
18. AVC and QAVC Circuits.
19. Voltage-Current Set Analyzers.
20. Resistance Analyzers.
21. Tests for Individual Components.
22. Difficult, Obscure Troubles.
23. Aligning and Neutralizing T-R-F Receivers.
24. Aligning Superhets (Cathode-Ray).
25. Repairing Individual Parts.
26. Auto-Radio Installation and Servicing.
27. All-Wave Receiver Servicing.
28. Marine Receiver Installation and Servicing.
29. Noise Elimination.
30. High-Fidelity Receiver Problems.
31. How to Sell Your Service (Advertising and Merchandising).

This is the most complete book on every phase of practical service work ever written—and YOU CAN'T AFFORD TO MISS IT!

OVER 1,300 PAGES . . . $5.00

It's New!

Second Edition

RADIO *Trouble-Shooter's* HANDBOOK

by

A. A. GHIRARDI

Brand new completely revised and greatly enlarged 2nd edition of a time-saving data Handbook that has become "standard equipment" in the shops of thousands of smart service men. It contains over 700 manual-size (8½ x 11) pages chock full of tabulated servicing data of all kinds arranged for immediate reference. All data is "factory checked." HANDY . . . COMPACT . . . EASY TO USE. Entirely different from anything you now have in your regular servicing manuals. Here are a few of the sections:

★ OVER 4,000 "CASE HISTORIES"

Symptoms and remedies for the Common Troubles in over 4,000 different home and auto-radio receivers, and record changers. Compiled from actual service records of large servicing organizations. A real time-saver!

★ OVER 20,000 I.-F. PEAKS

Up-to-date listings for all makes and models of superhets, old and new, including latest sets, and also instructions for aligning "orphan" sets.

★ AUTO-RADIO DATA

Ignition-System Interference Data for over 80 car models. Electrical Wiring Diagrams. Table of battery polarities, breaker-point gaps, spark-plug gaps, antenna data, etc. Gear Ratios and Dial Directions of Control Heads, etc.

★ OTHER FEATURES

Comprehensive Tube Charts for all tube types—from oldest to the newest! Over 50 Charts and Data Tables on Resistors, Condensers, Transformers, portable receiver Replacement Batteries, RMA Color Codes, Trade Directories, etc., etc.—every one of vital importance to every service man.

OVER 700 PAGES (8½x11") . . $5.00

SPECIAL MONEY-SAVING COMBINATION OFFER!

Modern Radio Servicing WITH Trouble-Shooter's Handbook $9.50

SHORT-WAVE HANDBOOK

By CLIFFORD E. DENTON

Everything you could ask for in a book on short-wave radio is here. It is so comprehensive in scope that it is entirely unnecessary to resort to external references for details. Coil-winding data for all standard forms and for all types of tuning condensers are graphically depicted. There are invaluable wire tables for both solid and its that everyone can use. The section on audio amplifiers for s.w. receivers is complete. There is a large section devoted to complete construction details on s.w. oscillators, t.r.f. receivers, and a superheterodyne. A good part of the material in this book is based on the actual questions asked by thousands of short-wave experimenters in letters addressed to the author during the last few years—the very questions you yourself need information on.

128 Pages—Over 150 diagrams and illustrations—Bound in heavy, black durable cover. Net Price $1.00

★★★★★★★★★★★★

Radio and Technical Publishing Company of New York City are the publishers of the famous "Ghirardi books," known all over the world as the finest works available on radio subjects. Send for complete circulars describing the books announced on this page and on the page following.

★★★★★★★★★★★★

YOUR INVENTION

How to Protect and Merchandise It

By ELMORE B. LYFORD

A book of practical patent information for the inventor, purchaser, or user of patents, explaining in detail every single step which must be taken to secure adequate patent protection, make the most advantageous arrangements for the licensing, sale, or purchase of the patent rights, and raising capital for the manufacture of the patented article.

"YOUR INVENTION" will save its cost hundreds of times over if it merely succeeds in preventing only one of those expensive mistakes that inventors so often make.

210 pages, 5½x8—illustrated. Cloth binding

Net Price $1.50

Copyright by Radio & Technical Pub. Co.

RADIO & TECHNICAL PUBLISHING COMPANY



The equivalent of **36** *Radio books*

All in one big **$5** *volume*

Ghirardi's Famous

RADIO PHYSICS COURSE

The world's greatest collection of radio knowledge gathered together in one huge 972-page inexpensive volume. A complete radio course so head-and-shoulders above anything in the field that it is used as the basic test by thousands of students and schools in 82 different countries.

Ghirardi gives you everything you want to know—the most simple, complete and comprehensive book published on the fundamentals of radio, electricity and sound. Everything is explained clearly, and is easy to understand for quick study and reference.

4 pounds! 972 pages! 508 illustrations! Rich Cloth Binding

LEARN RADIO FUNDAMENTALS *from* This Book!

EVERYTHING about RADIO, SOUND and ELECTRICITY

1. Radio Broadcasting System.—2. Sound, Speech and Music.—3. Electron Theory; Electric Current.—4. Electrical Units; Ohm's Law; Resistance.—5. Electrical Circuits; Batteries.—7. Electromagnetism. 8. Electromagnetic Induction. — 9. Inductance and Inductors.—10. Capacitance and Condensers.—11. Alternating Current Circuits.—12. Electric Filters.—13. Electrical Measuring Instruments.—14. Electromagnetic Radiations.—15. Radio Transmission; The Broadcasting Station.—16. The Receiving Station.—17. Elementary Study of the Vacuum Tube.—18. Vacuum Tube Characteristics. — 19. Construction Features of Vacuum Tubes.—20. Vacuum Tube Detector and Amplifier Action. 21. Radio Frequency Amplification.—22. Superheterodyne Receivers.—23. R.F. Amplifier and Tuning Coils. — 24. Audio Amplification. 25. Loud Speakers.—26. Battery-operated Receivers.—27. Power Supply Units.—28. Electric Receivers.—29. Auto-radio and Aircraft Receivers.—30. Phonograph Pickups and Public Address Systems.—31. Short-wave Receivers. —32. Vacuum Tube Applications and Photoelectric Cells. — 33. Television. — 34. The Antenna and Ground.—35. Testing and Servicing. — 36. Sound Motion Pictures. — Appendixes. — 856 Review Questions for Self-Study.

SPEED UP

Your Service Work with GHIRARDI'S GADGETS

You'll marvel at these ingenious "TWIN GADGETS." Handiest little time-savers you ever saw! They'll "trouble-shoot" radio sets with lightning speed—just a flip of a card and there before you are the "remedies" and "tests" to make for whatever "trouble" symptoms you find. They'll cut your trouble-shooting time to half and earn back their small cost on a couple of calls.

ORDER THEM TO-DAY!

Ghirardi's Amazing

POCKET TROUBLE SHOOTERS

Only 50c Each—$1 for the Pair

HOME-RADIO GADGET

Spots 400 different "troubles" in Power Unit, Receiver Circuits Proper, Tubes, Loudspeaker, Antenna, Ground, "A" Battery, "B" Battery, etc. for such symptoms as "Hum," "Weak," "Noisy," "Inoperative," "Intermittent Reception," "Fading," "Oscillation," and "Distortion." It not only tells you exactly what test to make to definitely locate each trouble, but actually suggests the "Remedy" for it.

AUTO-RADIO GADGET

Spots 444 special auto-radio "troubles" in all possible trouble-sources for 11 common symptoms: 1. "Hum;" 2. "Weak;" 3. "Noisy" when both car and engine are at rest; 4. "Noisy" when car is at rest with engine idling; 5. "Noisy" when car is driven normally; 6. "Noisy" when car is coasting with ignition off; 7. "No Reception;" 8. "Intermittent Reception;" 9. "Fading;" 10. "Distortion;" and 11. "Oscillation."

Log

ANY STATION ANY WHERE ANY TIME

with Ghirardi's new

RADIO WORLD-TIME INDICATOR

Gadget



The handiest, simplest, most practical AUTOMATIC WORLD-TIME INDICATOR that has ever been thought up! Absolutely unique and novel. Just turn the rotating clock dial in the center—and there's the information you want—at a glance. No fussing! No fumbling! No guessing! No calculating! This little wonder-worker figures it all out for you accurately, instantly. Every ham and short-wave fan will find this compact, pocket-size Indicator Gadget indispensable.

ORDER YOURS AT ONCE!

Only 50c postpaid

***In a Flash* SHOWS YOU:**

- ★ Exact Greenwich Mean Time. Standard or Daylight Saving Time in any city and country in the world.
- ★ Difference between local time and G.M.T.
- ★ Time difference between any 2 cities.
- ★ Complete S.-W. station list.
- ★ Plus many other exclusive features.

Copyright by Radio & Technical Pub. Co.

MAKE SERVICING EASY



RIDER MANUALS

The greatest collection of servicing data ever assembled. No serviceman can anticipate the year, make and model of the next set that will come to his bench. For this reason you **must** have the volume of Rider Manuals that contains the servicing information on that particular set. Benefit from the **complete** servicing information that only Rider Manuals can give you: Data on alignment, I-F peaks, operating voltages, parts lists and parts values, voltage ratings of condensers, wattage ratings of resistors, coil resistance data, and all the other information that is vital if you are to know exactly what the manufacturer put in that receiver. No more new receivers after April 22nd! The old sets will now come into the service shop. **So be prepared!**

ABRIDGED MANUAL

Volumes I-V



The servicing information you need to service the old receivers will be found in the Abridged Manual, Volumes I-V. It is a compilation of the most widely distributed receivers released after 1929 that formerly appeared in Volumes I-V.

As can be readily appreciated, it is by no means as complete as the original first five individual volumes; these contained a total of approximately 5000 pages, whereas the Abridged Volume contains 2000 pages.

In order to select the proper receivers for inclusion in the Abridged Manual, all the manufacturers who were responsible for the sale of the greatest number of sets between 1930 and 1935 were contacted, and information was obtained as to the most widely distributed receivers. The Abridged Manual was then compiled.

2,000 Pages ..... Net Price $12.50

VOL. XIII. This newest Rider Manual covers the servicing data on receivers manufactured as late as March, 1942. Because of the curtailment of receiver manufacturing, every effort was made to include information on those receivers produced during the latter months of 1941 and the early months of 1942. This addition of Rider's Volume XIII makes available to the radio industry more than 18,000 pages of authentic servicing information. ..... **1672 pages, Net Price $11.00**

VOL. XII. Covers receivers manufactured up to April 1941. . . . New arrangement provides for maximum number of sets. **Clarified schematics give breakdowns of complicated r-f and a-f switching circuits.** Also double spread pages for complicated diagrams and cumulative index for Volumes XI and XII. ..... **1,648 pages, Net Price $11.00**

VOL. XI. Covers receivers manufactured up to June 1940. Includes vest pocket manual containing push-button frequency ranges of all automatically tuned receivers and other handy servicing data. Also double-spread pages and new How It Works section devoted to explanations of the electrical and mechanical operations of the more complicated 1940 receivers including television, facsimile, and frequency modulation. **1,632 pages, Net Price $11.00**

VOL. X. Complete information on receivers manufactured up to August, 1939. Also a special 64-page How It Works Section and double-spread pages for the complicated diagrams. Includes a separate 188-page index with lists of exactly what appears on every page in Volume X and all preceding volumes. ..... **1,664 pages, Net Price $11.00**

VOL. IX. Contains installation and servicing instructions on 1889 models manufactured up to October, 1938. Also a special 36-page "How It Works" section and double-spread pages for the complicated diagrams ..... **1,672 pages, Net Price $11.00**

VOL. VIII. Receivers manufactured up to October, 1937 will be found in this volume. Contains installation and servicing instructions on many types of intercommunication systems. Also a special 64-page "How It Works" section and double-spread pages for the complicated diagrams. ..... **1,653 pages, Net Price $11.00**

VOL. VII. In this volume will be found sets manufactured up to October, 1936, together with data on older receivers hitherto unavailable. Data on more than 1,700 models—complete information. ..... **1,600 pages, Net Price $11.00**

VOL. VI. In this volume will be found sets manufactured up to November, 1935, together with data on older receivers hitherto unavailable. Data on more than 950 models—complete information. ..... **1,240 pages, Net Price $8.25**

VOL. V. In this volume will be found sets manufactured up to October, 1934, together with data on older models, hitherto unavailable. Data on more than 940 models are presented—not only electrical data, but information on the mechanical intricacies of the sets. **1,200 pages, Net Price $8.25**

VOL. IV. Receivers manufactured up to March, 1934, will be found in this volume. Herein will be found the more complicated superhets with QAVC, noise gates, duo-diode pentodes, automatic tone controls, and all the other new designs. A special 24-page section explains some of the more complicated sets ..... **1,060 pages, Net Price $8.25**

VOL. III. The receivers produced between the middle of 1932 up to June, 1933, are included in Volume III. Herein will be found the early Superheterodyne receivers, which were introduced in this period. ..... **1,070 pages, Net Price $8.25**

Vol. I and Vol. II out of print—no longer available

RIDER'S MANUALS HAVE more schematics . . . more I.F. peaks . . . more alignment data . . . more circuit descriptions. . . . MORE EVERYTHING THAN ANY OTHER MANUALS.

FORTHCOMING PUBLICATION

INSIDE THE VACUUM TUBE

A complete elementary explanation of vacuum tube fundamentals written especially for the man who wants to know how all types of vacuum tubes function. The electron viewpoint is used consistently throughout the book. The illustrations are of a new kind, greatly simplifying the understanding of tube behavior.

Copyright by U. C. P., Inc.

Net

FREQUENCY MODULATION



The latest development in radio —FREQUENCY MODULATION—is on the air. More and more stations all over the country are making provision for "staticless" broadcasting and the number of F-M receivers on the market is increasing. . . . Here is your chance to get in at the start—Rider's newest book explains the transmission and reception of frequency-modulated signals with especial attention given to the different types of f-m receivers now available—their adjustments and maintenance. . . . This is a "must" for every serviceman who has an eye on the future. . . . It is an investment that will pay real dividends!

CONTENTS

Chapter I. Frequency Modulation.—An introduction to the subject with comparisons drawn between the frequency-modulation and amplitude-modulation forms of transmission and reception. **Chapter II. What Happens at the Transmitter.**—A non-mathematical explanation of how frequency-modulated signals are broadcast, including a discussion of phase modulation. **Chapter III. What Happens in the Receiver.**—How the f-m signal progresses through the receiver and how it is affected by the limiter discriminate tubes. **Chapter IV. Wave Propagation and Service Areas.**—How the ultra-high frequency waves are used for f-m transmission and the area covered. **Chapter V. F-M Receiving Antennas.**—Explanations and data concerning the best types of antennas for the reception of f-m signals. **Chapter VI. Servicing F-M Receivers.**—Valuable instructions for the adjusting and maintenance of the receiver including numerous oscillograms that will guide you in your servicing problems.

136 PAGES . . . . TYPE SET . . . . FLEXIBLE CLOTH . . . . PROFUSELY ILLUSTRATED . . . . NET PRICE $1.50

THE METER AT WORK

Here is a practical book for all who employ electric meters in radio and the allied electronic arts.

It is only through knowledge of the principles underlying the functioning of any piece of apparatus that a man can get the utmost use from it. To that end, it will be found that the subject matter of this book is treated from an entirely new angle, the theory upon which each meter is based is separate and distinct from any other type and complete in itself. Inasmuch as some types of meters can do several jobs, the practical aspects of the meter are confined to the latter portion of the book. Thus, you can cover whichever phase of the subject you are interested in, and with the new construction of the book —the separation of text and illustrations—you will be able to obtain the information quickly and with the minimum of effort.

CONTENTS

I—General Considerations. II—Moving-Iron Meters. III—Moving-Coil Meters. IV—Electrodynamometer Meters. V—The Electrostatic Meter. VI—Thermal Meters. VII—Components of Meters. VIII—Characteristics of Meters. IX—Rectifiers and Thermocouples. X—Practical Applications of Meters.

152 Pages . . . 138 Illustrations . . . $1.50

THE OSCILLATOR AT WORK

Do you get your money's worth out of your present-day oscillator? Do you derive maximum utility from that unit? Do you know how to test your oscillator and establish if it is working properly? Would you know how to repair it if it went bad? Do you know how many different types of oscillators can be used in the servicing field?

Here is your opportunity to get the true facts about oscillators! Rider's "The Oscillator at Work" is worth many times the price asked because it helps protect the investment you have made in oscillator equipment.

CONTENTS

I—How an oscillator works. II—Alternating Currents. III—Triode Oscillators. IV—Electron-Coupled Oscillators. V—Ultra-High Frequency Oscillators. VI—Negative-Resistance Oscillators. VII—Electro-Mechanical Oscillators. VIII—Relaxation Oscillators. IX—Superheterodyne Oscillators. X—R-F Signal Generators. XI—Audio-Frequency Oscillators. XII—Modulation of Oscillators. XIII—Wobbulators. XIV—Adjustment of Transmitters. Bibliography.

256 Pages . . . 167 Illustrations . . . $2.00

A.C. CALCULATION CHARTS

146 charts 7" x 11" printed in two colors, covering all alternating current calculations from 10 cycles to 1000 megacycles. A tremendous time saver for all engineers and others who work on power, audio, supersonic, high frequency and ultra high frequency problems. Eliminates the slide rule.

160 PAGES . . . . 9½ x 12 INCHES . . . . CLOTH BINDING $7.50

Net

Copyright by U. C. P., Inc.

RIDER Publications

Just what the Servicing Industry ordered!—

RIDER'S "Automatic Record Changers and Recorders"



800,000 record changers are providing an important source of profit for the wide-awake service shops of the country and creating a need for adequate and ready reference data to speed up trouble shooting and repair. Rider anticipated this need and has prepared—just when you need it—a sturdily bound volume containing everything you need know on any automatic record changer or recorder coming to your shop.

Heretofore, the serviceman's prime interest has revolved around the invisible defects which accompany the operation of electrical devices. Mechanics in radio receivers was limited to a lesser degree. However, with the introduction of the automatic record changer, some knowledge of the development of motion by means of gears, levers and cams has become necessary. Hence the birth of Automatic Record Changers and Recorders. Printed on 8½ x 11 paper, the same size as Rider Manuals, the book covers, by means of explanatory text, mechanical and electrical diagrams, all the information you must have to service these high cost instruments quickly and profitably.

CONTENTS

Chapter I—MOTORS AND DRIVES. D-C Motors. A-C Motors. Universal Motors. Maintenance of Motors. Commonplace Troubles. SPEED REGULATORS and REDUCTION DRIVES. Chapter II—RECORDERS AND PHONOGRAPHS. The Cutting Head. The Groove. Recording Needles. Pick-ups. Phonograph Needles. Chapter III—AUTOMATIC RECORD CHANGERS. Mechanisms. Troubles. Chapter IV—ANALYSIS OF RCA MODEL RP-152-C RECORD CHANGER. MANUFACTURERS' SERVICE DATA.

744 PAGES . . . . . BOUND IN BUCKRAM $6.00

SERVICING BY SIGNAL TRACING

Signal Tracing is destined to become the universally adopted method of locating defects in communication systems, no matter what the nature of the system—if it is a home broadcast receiver, auto-radio receiver, police receiver, commercial, marine, navy or army receiver. Every public address system, every centralized radio system comes within the capabilities of signal tracing. . . . Television receivers, facsimile receivers and other systems intended for special application can be serviced with equal ease. . . . Signal Tracing, founded upon the signal itself, is the most basic, most fundamental method of trouble shooting ever devised. . . . It is free of every limitation which in the past has hindered speedy service operations. . . .

You can't afford to be without this book. . . . We mean every word of this statement. . . . It is vital to your immediate welfare—to your future. . . . Get your copy today—NOW!

CONTENTS

Chapter I—Introduction to Signal Tracing. Chapter II—Amplifier Operation and The Signal. Chapter III—Diode Detector Tube Systems. Chapter IV—Multi-Element Detector Systems. Chapter V—Oscillator Tube Systems. Chapter VI—Mixer Tube Systems. Chapter VII—Control Circuits and Voltages. Chapter VIII—Coupling Devices. Chapter IX—The T-R-F Receiver. Chapter X—The Superheterodyne Receiver. Chapter XI—Television and Facsimile Receivers. Chapter XII—Public Address Systems. Chapter XIII—Localizing Defects by Signal Tracing. Chapter XIV—Signal Tracing in Receiver Design.

360 PAGES . . 188 ILLUSTRATIONS . . $3.00

SPANISH EDITION . . . $3.50

VACUUM TUBE VOLTMETERS

The vacuum-tube voltmeter has been rapidly forging to the front as a favorite tool of engineers, research workers and servicemen. By its proper use, dynamic measurements can be made under any and all conditions with a minimum of effort and time. Here is a book that is a perfect mine of information for everybody who wants to know all about these important instruments. Not only is the theory explained upon which the functioning of the different types of v-t voltmeters is based, but the practical applications of these instruments are completely described. Like nearly all types of voltmeters, multipliers and shunts are employed with vacuum-tube voltmeters to extend their ranges. These and their uses are explained, as is the calibration of the different types.

For those men who are interested in the construction of v-t voltmeters, adequate information will be found for v-t voltmeters were built in the author's laboratory, and constants are given for the components of many types, as well as a wealth of other useful data.

CONTENTS

Chapter I. Fundamentals of Vacuum-Tube Voltmeter. Chapter II. Diode Vacuum-Tube Voltmeters. Chapter III. Triode Vacuum-Tube Voltmeters. Chapter IV. Slide-Back Vacuum-Tube Voltmeters. Chapter V. Rectifier-Amplifier Vacuum-Tube Voltmeters. Chapter VI. Tuned Vacuum-Tube Voltmeters. Chapter VII. Audio-Frequency and Logarithmic Vacuum-Tube Voltmeters. Chapter VIII. Vacuum-Tube Voltmeters for D-C Voltage, Current, and Resistance Measurements. Chapter IX. Design and Construction of Vacuum-Tube Voltmeters. Chapter X. Calibration and Testing of V-T Voltmeters. Chapter XI. Applications of V-T Voltmeters. Bibliography.

180 PAGES . . 111 ILLUSTRATIONS . . $2.00

Copyright by U. C. P., Inc.

Net

RIDER Publications

THE CATHODE-RAY TUBE AT WORK

A new era in the servicing of radio receivers, public-address systems, transmitters, etc., is in the offing. It is the use of the cathode-ray tube and the progressive serviceman will prepare himself now for the change that is coming.

The theory underlying the functioning of the cathode-ray tube and the circuits that accompany it receives full consideration in this book.

The second half of the volume is devoted to specific and practical applications of commercial oscilloscopes to servicing and adjustment problems. Order your copy today!

CONTENTS

I—The Theory of the Tube. A complete explanation of the different types of cathode-ray tubes. How the spot is focussed and how the beam of electrons is deflected. **II—Sweep Circuits.** How and why the spot moves across the screen and forms the image. **III—A-C. Voltages on Both Sets of Plates.** An explanation of the patterns formed on the cathode-ray tube screen when a.c. voltages are applied. **IV—Commercial Cathode-Ray Oscillographs.** A detailed description of the various cathode-ray oscillographs that are on the market. **V—Practical Application of the Cathode-Ray Oscillograph.** General directions for adjusting the cathode-ray oscillograph for all tests. **VI—Alignment of Tuned Circuits.** Understandable explanation of the theory of the frequency modulated oscillator and how it is used in testing with the cathode-ray oscillograph. **VII—The A-F. Frequency Modulator.** How overall a-f. response curves of audio units are developed and what they mean. **VIII—Auto Radio Vibrator Testing.** The connections for testing vibrators with the cathode-ray tube oscillograph. **IX—Transmitter Adjustment.** How the modulation of a wave is measured and the trapezoidal pattern is developed on the screen. **X—Other Applications of the Cathode-Ray Oscillograph.** Beat patterns, c-w. reception and detection.

338 Pages . . Profusely Illustrated . . Net Price $3.00

SERVICING SUPERHETERODYNES

No other circuit in the radio field has undergone all the changes that have been incorporated in the superheterodyne. In order to service these receivers with profitable speed, you must be able to analyze the different portions of the circuit quickly and this is just what Rider tells you how to do in this book. Not only is the theory of all types of Superhets thoroughly covered, but actual servicing details are most complete. Many thousands of Servicemen are using "Servicing Superheterodynes" daily and are finding the investment one that paid dividends in increased profits.

CONTENTS

I—The Principles Underlying the Operation of the Superheterodyne Receiver. II—The Generation of and the Relation Between Harmonics. III—Explanation of the Different Types of Superheterodyne Circuits. IV—Function and Characteristics of Individual Parts of the Superheterodyne Receiver. V—Special Circuits and Tube Applications. VI—Troubles and Symptoms Encountered in Superheterodynes. VII—Application of Test Oscillators. VIII—Vibrator Units. Appendix—Intermediate Peak Frequencies of Commercial Receivers with Model Numbers.

288 Pages . . Profusely Illustrated . . Net Price $1.00

Alternating Currents in Radio Receivers

Are you familiar with the different forms of alternating currents which are present in a radio receiver? When once you understand the basic facts relating to the cycle—frequency—sine waves—harmonics—complex waves—modulated waves—phase relations—you will have no trouble in understanding the servicing problems which involve these factors.

D.C. Voltage Distribution

Only a casual glance at the schematics of some of the 1939 multi-tube sets will convince you that the distribution of the D.C. voltage to the tube elements is complicated. The many different forms these systems take should be recognized at a glance and understood. You should know thoroughly how the value of resistance and wattage rating of each resistor is calculated and why.



96 Pages Each
Net Price 90c Each

Resonance and Alignment

Do you know what happens when you tune a circuit to resonance? In order to align a receiver, oscillator, or transformer properly, so that maximum efficiency is attained, you must be familiar with more than just the mechanical operation. Are you familiar with I.F., oscillator, R.F. and detector alignment for all types of circuits—single, double and triple tuned systems?

Automatic Volume Control

Automatic volume control has now become a standard feature of every well made receiver. Are you familiar with every type in use and can you recognize one system from another by examining the schematic? Do you know how various types of tubes are used in each circuit? Noise suppression systems, time delay circuits—audio-frequency volume expander systems and other such networks have greatly increased servicing problems.

HARD COVERS . . . . TYPE SET . . . . PROFUSELY ILLUSTRATED . . . . HANDY POCKET SIZE

SERVICING RECEIVERS BY MEANS OF RESISTANCE MEASUREMENT

Take the guesswork out of servicing by using an ohmmeter in your trouble shooting. This book tells you how to make and correctly interpret point to point resistance measurements. It will simplify your servicing problems and enable you to use the resistance data furnished in RIDER MANUALS to the best advantage. Now that more and more manufacturers are supplying resistance data, you need this book to speed up your servicing with greater accuracy. Let Rider show you how to use a modern servicing procedure on the complicated receivers—you will find in this book the usual Rider clarity of explanation of how theory is applied to practice.

203 Pages ..... Net Price $1.50

ALIGNING PHILCO RECEIVERS

Two Volumes

Everything you need for aligning Philco receivers . . . I.F. peaks — adjustment frequencies—trimmer and padder locations—complete and detailed information for aligning every Philco model from 1929 to 1941. These two volumes, prepared with the cooperation of the engineering staff of the Philco Radio & Television Corp., are the authentic source of alignment information and the data are presented in a brand new way that makes alignment easier and quicker. You will find all the necessary data arranged so that every step in the alignment procedure is carried out in a definite systematic time-saving manner. The necessity for referring back and forth is eliminated completely in this radically new style of presenting alignment data.

Vol. I — 1929 to 1936 — 176 pages — $1.50
Vol. II — 1937 to 1941 — 200 pages — $1.75
Net

AUTOMATIC FREQUENCY CONTROL SYSTEMS

From the simplest type of A.F.C. circuit to the most complicated push pull control circuit . . . you will find them all clearly explained in Rider's book. The first part of the book is devoted to a review of the combination of D.C. voltages, the phase relations in inductive, capacitive, and transformer circuits, with particular reference to the manner in which these principles appear in A.F.C. circuits. The remaining chapters cover the operation of all types of discriminator circuits, the operation of the various types of control tube circuits, including the push-pull type, the reflected reactance type, and the mutual inductance type. Let Rider tell you all about A.F.C. in this up-to-the-minute book that combines theory and practice.

144 Pages .....Net Price $1.25

G-6

Copyright by U. C. P., Inc.

Radio's leading practical text . . . . . .

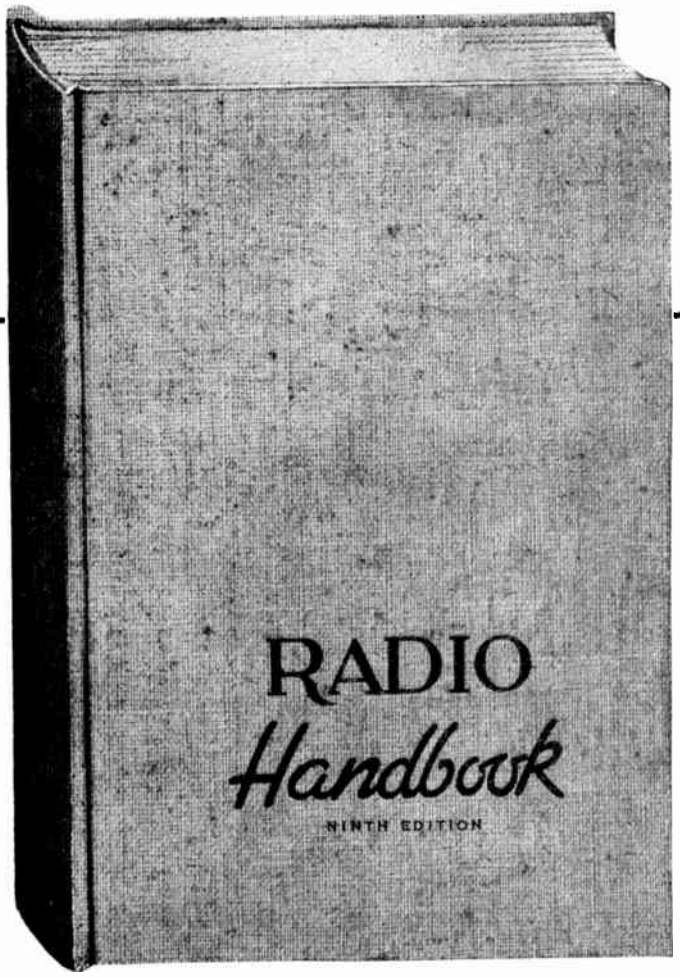

COMPLETE — CONCISE — ACCURATE

Written in clear, easy-to-understand language for the man without extensive mathematical or technical training.

Basic electrical and radio theory in the simplest possible language, accompanied by detailed contructional data on transmitting, receiving and test equipment of all types.

An expanded basic but simple theory section, added data on test instruments which can be built on the home or field, and a new section on radio mathematics make this the

ideal text for war radio training purposes

Over 600 pages, durably clothbound, goldstamped

$2.00 in continental U. S. A. **Elsewhere, $2.25**

THE "RADIO" HANDBOOK
ninth edition

Copyright by U. C. P., Inc.

Net

Thank You!

When writing for additional information or when ordering from sources of supply listed in this book, please mention

RADIO'S MASTER ENCYCLOPEDIA

THE RADIO AMATEUR'S HANDBOOK

REGULAR EDITION

The *Handbook* tells the things which are needed for a comprehensive understanding of Amateur Radio. From the story of how Amateur Radio started through an outline of its wide scope of the present — from suggestions on how to learn the code through explanations of traffic-handling procedure and good operating practices — from electrical and radio fundamentals through the design, construction, and operation of amateur equipment — this book covers the subject thoroughly. It includes the latest and the best information on everything in Amateur Radio.

Price $1.00

Buckram bound — $2.50

($1.50 Outside Continental U. S. A.)

Spanish Edition — $1.50

SPECIAL DEFENSE EDITION

This new edition of the Handbook is designed especially for use in radio training courses. It eliminates those portions of the regular edition which are not useful for instruction purposes and has added chapters on mathematics, measuring equipment and code instruction. Brand new is the first chapter covering the elementary mathematics necessary for the solution of all formulas and interpretation of graphs appearing throughout the text. This includes a review of decimals, method of extracting square root, algebraic notation and manipulation of formulas, laws of exponents, logarithms, a discussion of linear, power and exponential functions and their application to graphs, and the use of coordinates. Supplementing this chapter, a four-place log table is included in the Appendix.

Price $1.00

LEARNING THE RADIOTELEGRAPH CODE

Designed to train students to handle code skillfully and with precision, both in sending and in receiving, this booklet takes first rank among the League's publications which meet today's special training needs. Employing a novel system of code-learning based on the accepted method of *sound* conception, it is particularly excellent for the student who does not have the continuous help of an experienced operator or access to a code machine. It is similarly helpful home-study material for members of code classes. Adequate practice material is included for classwork as well as for home-study. There are also helpful data on high-speed operation, typewriter copy, general operating information — and an entire chapter on tone sources for code practice, including the description of a complete code instruction table with practice oscillator.

Price 25c

THE A.R.R.L. ANTENNA BOOK



A comprehensive manual of amateur antenna design and construction, by the headquarters staff of the American Radio Relay League. Sixteen chapters, profusely illustrated. Both the theory and the practice of all types of antennas used by the amateur, from simple doublets to multi-element rotaries, including long wires, rhomboids, vees, phased systems u.h.f. systems, etc. Feed systems and their adjustment. Construction of masts, lines and rotating mechanisms. The most comprehensive and reliable information ever published on the subject. Over 100 pages.

Price 50c

Copyright by U. C. P., Inc.

HINTS & KINKS

Amateurs are noted for their ingenuity in overcoming by clever means the minor and major obstacles they meet in their pursuit of their chosen hobby. An amateur must be resourceful and a good tinkerer. He must be able to make a small amount of money do a great deal for him. He must frequently be able to utilize the contents of the junk box rather than buy new equipment. Hints and Kinks is a compilation of hundreds of good ideas which amateurs have found helpful. It will return its cost many times in money savings — and it will save hours of time.

Price 50c

THE RADIO AMATEUR'S LICENSE MANUAL



To obtain an amateur operator's license you must pass a government examination. The License Manual tells how to do that — tells what you must do and how to do it. It makes a simple and comparatively easy task of what otherwise might seem difficult. In addition to a large amount of general information, it contains questions and answers such as are asked in the government examinations. If you know the answers to the questions in this book, you can pass the examination without trouble.

Price 25c

HOW TO BECOME A RADIO AMATEUR

Universally recognized as the standard elementary guide for the prospective amateur. Features equipment which, although simple in construction, conform in every detail to present practices. The apparatus is of a thoroughly practical type capable of giving long and satisfactory service — while at the same time it can be built at a minimum of expense. The design is such that a high degree of flexibility is secured, making the various units fit into the more elaborate station layouts which inevitably result as the amateur progresses. Complete operating instructions and references to sources of detailed information on licensing procedure are given.

Price 25c

LIGHTNING CALCULATORS

RADIO Type A

This calculator is useful for the problems involving frequency, wavelength, inductance, capacity, etc. It has two scales for physical dimensions of coils from one-half inch to five and one-half inches in diameter and from one-quarter to ten inches in length; a frequency scale from 400 kilocycles through 150 megacycles; a wavelength scale from two to 600 meters; a capacity scale from 3 to 1,000 micro-microfarads; two inductance scales with a range of from one microhenry through 1,500; a turns-per-inch scale to cover enameled or singler silk covered wire from 12 to 35 gauge, double silk or cotton covered from 0 to 36 and double cotton covered from 2 to 36. Using these scales in the simple manner outlined in the instructions on the back of the calculator, it is possible to solve problems involving frequency in kilocycles, wavelength in meters, inductance in microhenrys and capacity in microfarads, Gives the direct reading answers for these problems with accuracy well within the tolerances of practical construction.

Price $1.00

OHM'S LAW Type B

With this concentrated collection of scales, calculations may be made involving voltage, current, and resistance, and can be made with a single setting of a dial. The power or voltage or current or resistance in any circuit can be found easily if any two are known. This is a newly-designed Type B Calculator which is more accurate and simpler to use than the justly-famous original model. It will be found useful for many calculations which must be made frequently but which are often confusing if done by ordinary methods. All answers will be accurate within the tolerances of commercial equipment.

Price $1.00

Net

Copyright by U. C. P., Inc.

THE RADIO AMATEUR'S HANDBOOK

REGULAR EDITION

The *Handbook* tells the things which are needed for a comprehensive understanding of Amateur Radio. From the story of how Amateur Radio started through an outline of its wide scope of the present — from suggestions on how to learn the code through explanations of traffic-handling procedure and good operating practices — from electrical and radio fundamentals through the design, construction, and operation of amateur equipment — this book covers the subject thoroughly. It includes the latest and the best information on everything in Amateur Radio.

Price $1.00

Buckram bound — $2.50

($1.50 Outside Continental U. S. A.)

Spanish Edition — $1.50

SPECIAL DEFENSE EDITION

This new edition of the Handbook is designed especially for use in radio training courses. It eliminates those portions of the regular edition which are not useful for instruction purposes and has added chapters on mathematics, measuring equipment and code instruction. Brand new is the first chapter covering the elementary mathematics necessary for the solution of all formulas and interpretation of graphs appearing throughout the text. This includes a review of decimals, method of extracting square root, algebraic notation and manipulation of formulas, laws of exponents, logarithms, a discussion of linear, power and exponential functions and their application to graphs, and the use of coordinates. Supplementing this chapter, a four-place log table is included in the Appendix.

Price $1.00

LEARNING THE RADIOTELEGRAPH CODE

Designed to train students to handle code skillfully and with precision, both in sending and in receiving, this booklet takes first rank among the League's publications which meet today's special training needs. Employing a novel system of code-learning based on the accepted method of *sound* conception, it is particularly excellent for the student who does not have the continuous help of an experienced operator or access to a code machine. It is similarly helpful home-study material for members of code classes. Adequate practice material is included for classwork as well as for home-study. There are also helpful data on high-speed operation, typewriter copy, general operating information — and an entire chapter on tone sources for code practice, including the description of a complete code instruction table with practice oscillator.

Price 25c

THE A.R.R.L. ANTENNA BOOK



A comprehensive manual of amateur antenna design and construction, by the headquarters staff of the American Radio Relay League. Sixteen chapters, profusely illustrated. Both the theory and the practice of all types of antennas used by the amateur, from simple doublets to multi-element rotaries, including long wires, rhomboids, vees, phased systems u.h.f. systems, etc. Feed systems and their adjustment. Construction of masts, lines and rotating mechanisms. The most comprehensive and reliable information ever published on the subject. Over 100 pages.

Price 50c

Copyright by U. C. P., Inc.

HINTS & KINKS

Amateurs are noted for their ingenuity in overcoming by clever means the minor and major obstacles they meet in their pursuit of their chosen hobby. An amateur must be resourceful and a good tinkerer. He must be able to make a small amount of money do a great deal for him. He must frequently be able to utilize the contents of the junk box rather than buy new equipment. Hints and Kinks is a compilation of hundreds of good ideas which amateurs have found helpful. It will return its cost many times in money savings — and it will save hours of time.

Price 50c

THE RADIO AMATEUR'S LICENSE MANUAL

To obtain an amateur operator's license you must pass a government examination. The License Manual tells how to do that — tells what you must do and how to do it. It makes a simple and comparatively easy task of what otherwise might seem difficult. In addition to a large amount of general information, it contains questions and answers such as are asked in the government examinations. If you know the answers to the questions in this book, you can pass the examination without trouble.

Price 25c

HOW TO BECOME A RADIO AMATEUR

Universally recognized as the standard elementary guide for the prospective amateur. Features equipment which, although simple in construction, conform in every detail to present practices. The apparatus is of a thoroughly practical type capable of giving long and satisfactory service — while at the same time it can be built at a minimum of expense. The design is such that a high degree of flexibility is secured, making the various units fit into the more elaborate station layouts which inevitably result as the amateur progresses. Complete operating instructions and references to sources of detailed information on licensing procedure are given.

Price 25c

LIGHTNING CALCULATORS

RADIO Type A

This calculator is useful for the problems involving frequency, wavelength, inductance, capacity, etc. It has two scales for physical dimensions of coils from one-half inch to five and one-half inches in diameter and from one-quarter to ten inches in length; a frequency scale from 400 kilocycles through 150 megacycles; a wavelength scale from two to 600 meters; a capacity scale from 3 to 1,000 micro-microfarads; two inductance scales with a range of from one microhenry through 1,500; a turns-per-inch scale to cover enameled or singler silk covered wire from 12 to 35 gauge, double silk or cotton covered from 0 to 36 and double cotton covered from 2 to 36. Using these scales in the simple manner outlined in the instructions on the back of the calculator, it is possible to solve problems involving frequency in kilocycles, wavelength in meters, inductance in microhenrys and capacity in microfarads, Gives the direct reading answers for these problems with accuracy well within the tolerances of practical construction.

Price $1.00

OHM'S LAW Type B

With this concentrated collection of scales, calculations may be made involving voltage, current, and resistance, and can be made with a single setting of a dial. The power or voltage or current or resistance in any circuit can be found easily if any two are known. This is a newly-designed Type B Calculator which is more accurate and simpler to use than the justly-famous original model. It will be found useful for many calculations which must be made frequently but which are often confusing if done by ordinary methods. All answers will be accurate within the tolerances of commercial equipment.

Price $1.00

Net

Copyright by U. C. P., Inc.

"These practical books bring you COMPLETE, AUTHORITATIVE FACTS on radio and television"

GETTING YOUR RADIO OPERATOR'S LICENSE MADE EASIER . . . . This book answers 1297 questions on radio operating theory, apparatus, circuits, laws and regulations, etc., fully and correctly. Helps the beginner and experienced operator seeking advancement to check their training and knowledge and focus on the key points of theory and practice as covered in the new Government license exams, quickly and easily. Nilson and Hornung's RADIO OPERATING QUESTIONS AND ANSWERS. New seventh edition. 415 pages, 87 illustrations $2.50

To give you a working knowledge of radio operating principles and practice

Nilson and Hornung's PRACTICAL RADIO COMMUNICATION provides effective radio school and home-study material for prospective and experienced radio operators of all classes. Covers the principles of radio, radio equipment and power apparatus as applied to radio broadcasting, marine, police, aeronautical and amateur radio, and includes the entire spectrum of radio wave lengths — ultra-short, short-, medium-, and long-wave radio. Covers the requirements of all classes of radio operator license examinations. 754 pages, 435 illustrations $5.00

★★★★ Radio engineering principles, standards and practice in the form you want them for everyday reference

An authoritative handbook providing the radio engineer with technical data on all fields and aspects of radio engineering. Important material included in this edition is that on antennas, crystal control circuits, ultra-high frequency systems, audio-frequency transformers, super-regenerative receivers, long line oscillators, etc. RADIO ENGINEERING HANDBOOK. Editor, K. Henney, assisted by 28 experts. 945 pages, 836 illustrations $5.00

Practical radio construction and theory for the beginner

Covers the field for the newcomer who knows nothing about radio and little about electricity. Describes radio circuits and principles from wave motion through both d-c and a-c tubes and their use in basic receiving circuits to power supplies and speakers. Gives the reader sufficient acquaintance with principles and operation to read and understand current radio literature. UNDERSTANDING RADIO by Watson, Welch and Eby. 601 pages, 406 illustrations. $2.80

HOW TO LOCATE AND REMEDY RADIO SET TROUBLES *quickly and easily*

A useful manual for radio service and repair men, giving quick reference to common radio ailments and practical methods of correcting them. The direct method of presenting the trouble and the remedy, without a prolonged technical analysis, makes this an especially valuable book for the man who wishes to repair household and auto radios on a practical commercial basis. Covers 96 makes of radios. RADIO SERVICE TRADE KINKS by L. S. Simon. 254 pages $3.00

REPAIR RADIOS EXPERTLY

This book shows how to install, test, and repair radio receivers, giving not only step-by-step instructions in all the servicing procedures, but also a plain treatment of the theory of electricity and radio needed for most effective approach to servicing problems. Written with a minimum of mathematics and in excellent self-study style for servicemen who want to improve their skill and readers who want to learn this practical field from the ground up. Hicks' PRINCIPLES AND PRACTICE OF RADIO SERVICING. 300 pages, 212 illustrations $3.00

WHAT WILL TELEVISION MEAN TO YOU?

Here is a book designed to give the reader information on the fundamental processes of television reception and transmission; and to supply design data and descriptions of modern equipment. It covers the television system completely from camera in the studio to viewing screen at the receiver. PRINCIPLES OF TELEVISION ENGINEERING by D. G. Fink. 541 pages, 313 illustrations $5.00

Fundamental Principles of Radio and Their Practical Application

Terman's FUNDAMENTALS OF RADIO presents the basic principles of radio communication in a form suitable for use in an introductory radio course. No knowledge of complex quantities is required. The book is a complete treatment of the subject of vacuum tubes and radio, covering the fundamentals of all important topics and the problems encountered in their practical application. 458 pages, 278 illustrations $3.75

Bringing You An Engineering Analysis of Vacuum Tube Laws and Applications

Eastman's FUNDAMENTALS OF VACUUM TUBES discusses principal types of vacuum tubes—high vacuum tubes, mercury-vapor tubes, photo tubes, and several special varieties — and laws underlying each with engineering analyses of their important applications. Gives the reader a thorough grounding in the laws governing the operation of the vacuum tube upon which he can familiarize himself with the details of any special application. 582 pages, 452 illustrations $4.50

Measurement Techniques and Equipment for the Problems of the Radio Engineer

A comprehensive discussion of the measuring problems encountered by radio engineers. Presents data on measuring techniques and equipment, giving much attention to the principles involved in design and construction of laboratory equipment, and emphasizing methods which experience has shown to be most practical, which require the minimum of equipment, and which are least likely of error. Terman's MEASUREMENTS IN RADIO ENGINEERING. 400 pages, 208 illustrations $4.00

Presenting the Principles of Radio Communication and Their Application

A thorough presentation of the fundamentals of radio communication and the application of these principles to the art. Considerable space is devoted to the theory and application of the thermionic vacuum tube and its associated circuits to communication systems. PRINCIPLES OF RADIO ENGINEERING by R. S. Glasgow. 520 pages, 344 illustrations $4.00

A Practical Engineering Treatise on All Phases of Radio Communication

This is a comprehensive engineering treatment of the more important vacuum-tube and radio phenomena. Analyzes electrical circuits and vacuum tubes and reduces them to quantitative relations that predict with accuracy and certainty the performance of radio circuits and radio apparatus. RADIO ENGINEERING by F. E. Terman. 688 pages, 418 illustrations $5.50

MAKING A LIVING IN RADIO

By Z. Bouck. Both the technical subfields—servicing, operating and engineering—and the non-technical—writing radio articles, writing for broadcasting, broadcasting, salesmanship, etc.—are given detailed consideration, the remunerative possibilities and probabilities, outlined, methods and costs of training described and the problems of getting a start analyzed constructively. 220 pages, illustrated $2.00

Copyright by U. C. P., Inc.

NET

SUPREME PUBLICATIONS

RADIO BOOKS • SERVICE MANUALS

RADIO DIAGRAMS *and Servicing Information*

1942 VOLUME 5 — New volume of recent most popular sets. Data you need for quick repairs. 204 pages, 8½ x 11 inches. **$2.00**

1941 VOLUME 4 — These easy-to-use, inexpensive manuals will give you 4 out of 5 circuits you will ever need. This volume covers 1941 models, with alignment data, service hints, I. F. peaks and replacement parts lists. Compiled by M. N. Beitman, radio serviceman for many years, author, and teacher, 192 pages, 8½ x 11 inches..... **$2.00**

1940 VOLUME 3 — Let this important manual give you over 80% of 1940 circuits you will ever need, acquaint you with new developments, train you to service quickly and efficiently millions of sets. Data on F.M., portables, recording, etc. 417 models of 43 manufacturers. 203 pages, 8½ x 11 inches.....Net Price **$2.00**

1939 VOLUME 2 — Another condensed manual of most-popular diagrams you need. Circuit data, hints, and information are time-savers and money-makers for you. Let these diagram manuals guide you to easier service. 192 pages, 8½ x 11 inches. Diagram of 39 manufacturers. **$2.00**

1926-1938 VOLUME I, MOST POPULAR — The most popular manual of the series. Will pay for itself with time saved the first day of use. 427 diagrams of most-serviced radios, with parts list and alignment information. 244 pages, 8½ x 11 inches. **$2.50**

RECORD PLAYERS AND RECORDERS

Just what you need to repair quickly and correctly thousands of automatic record changers, manual units, pickups, wireless oscillators, recorders, and combinations. Hundreds of mechanical and electrical diagrams. Instructions for adjustments and repairs. The most popular units of all makes included. 132 large pages, 8½ x 11 inches **$1.50**

STEWART-WARNER MANUAL

This handy diagram manual contains diagrams, service notes, alignment data, for popular Stewart-Warner radios of all periods. Get this inexpensive book and be ready to service your next set of this important make. Size: 5½ x 11 inches **50c**

ARVIN DIAGRAM MANUAL

The most-often-needed diagrams of Noblitt-Sparks (Arvin) radios are included in this manual. Service these popular sets with confidence and skill, using this low priced radio publication. Size: 5½ x 11 inches **50c**

GENERAL ELECTRIC MANUAL

This 64-page complete manual of the most-popular GE sets is something you must have. The entire manual of these "often-needed" important circuits is yours for less than the cost of a single diagram. Size: 5½ x 8½ inches. Net only **50c**

Simplified Radio Servicing by COMPARISON Method

Repair radios in minutes instead of hours. Revolutionary different COMPARISON technique permits you to do expert work on all radio sets. Most repairs can be made without test equipment or with only a voltohmmeter. Many simple, point-to-point cross-reference, circuit suggestions locate the faults instantly. Plan copyrighted. Covers every radio set—new and old models. This new servicing technique presented in handy manual form, size 8 x 11 inches, 112 pages. Over 1,000 practical service hints. 16 large, trouble-shooting blueprints. Charts for circuit analysis. 114 tests using a 5c resistor. Developed by M. N. Beitman.....Net Price **$1.50**

How to MODERNIZE RADIOS for Profit

You can learn quickly to modernize all sets. Lack of new sets will make a tremendous market for this service. Cash-in by improving audio circuits, modernizing cabinets, adding features usually found on late model sets. Practical job-sheets with schematics and photographs make the work easy. You are told how to obtain modernization work, what to charge, and how to complete the job quickly and efficiently. Large size, 8½ x 11 inches manual is priced at only **$1.00**

CYCLOPEDIA OF TELEVISION FACTS

This new television book defines and explains every term and part used in television transmitting and receiving equipment. The more important terms are described in greater detail. You will find the TELEVISION CYCLOPEDIA an excellent introduction to television and a great aid in understanding more technical articles and books. Included are many photographs and charts to assist you. Every radio serviceman, amateur, and technician must have this book to understand television. 64 fact-packed pages; 5½ x 8½ inches. **40c**

RADIO SERVICING COURSE BOOK

Learn new speed-tricks of radio fault finding, case histories of common troubles, servicing short-cuts, extra profit ideas Many large lessons on the use of regular test equipment, explanation of signal tracing, television to the minute, recording dope. With this information you will save enough time on a single radio job to pay the special $2.50 price for the complete course of 22 money-making lessons. Many active servicemen used this reduced price radio training for brush-up and study of new servicing methods.

Reprinted in 1941 with information on signal-tracing, television, visual alignment, P.A., photo-cells, etc. All about AVC, how to use an oscilloscope, what is feed-back, resonance action, and every other fact you must know to be most expert in your work.....Net **$2.50**

PRACTICAL RADIO MATHEMATICS

2nd Edition

Introduces and explains the use of arithmetic and elementary algebra in connection with units, color code, meter scales, Ohm's Law, alternating cur.ents, ohmmeter testing, wattage rating, series and parallel connections, capacity, inductance, mixed circuits, vacuum tubes, curves, the decibel, etc., etc., and has numerous examples. Plainly written and easy to understand. Only useful data included. 32 pages. Size: 5½ x 8½ inches **25c**

MOTOROLA SERVICE MANUAL

This up-to-the-minute manual will tell you how to repair every MOTOROLA auto radio. Includes detail schematics, service notes, alignment data, and parts lists for all of the 72 models made to 1941. Prepared with the help of Galvin Mfg. Co. engineers. This large 8½ x 11 inch, 96 page manual is priced at only..... **$1.50**

NET

Copyright by U. C. P., Inc.

THE 1942 SKYRIDER "32"

THE "SKYRIDER 32" has two stages of preselection—high fidelity audio—calibrated band spread—micrometer dial on main dial control—heavy gauge steel cadmium plated chassis—standard size relay rack panel 1/8" thick—machine tool gray wrinkle finish cabinet well ventilated and attractively designed.

GENERAL SPECIFICATIONS

FREQUENCY RANGE:

Band 1— 500 to 1455 KC
Band 2—1400 to 2800 KC
Band 3—2670 to 5800 KC
Band 4— 5.3 to 11.3 MC
Band 5— 10.8 to 23.1 MC
Band 6— 20.8 to 40 MC

TUBE LINEUP:

1—6AB7	1st RF Amplifier
1—6SK7	2nd RF Amplifier
1—6SA7	Mixer
1—6SA7	H.F. Oscillator
1—6SK7	1st IF Amplifier
1—6SK7	2nd IF Amplifier
1—6B8	AVC Amplifier
1—6H6	ANL & 2nd Det.
1—6J5	B.F.O.
1—6SC7	1st Audio Amplifier
2—6V6GT	Push-Pull Output Amplifier
1—5Z3	Rectifier

CONTROLS:

Main tuning with micrometer scale
Calibrated band spread inertia controlled
Tone and AC ON-OFF
Beat Frequency Oscillator
A.F. Gain
R.F. Gain
6 Position band switch
Antenna Trimmer
6 Position selectivity control
Crystal phasing
Send-Receive Switch
A.V.C.—B.F.O. Switch
Phone jack

PHYSICAL CONSTRUCTION:

Chassis substantially constructed of 14 gauge steel with flanged edges and flame welded corners. Condenser cover and coil shield compartments assembled to chassis in box girder type of construction. Brushed cadmium plating protects the chassis and metal components. A 1/8 inch thick steel panel is used with etched control markings and Morocco finish.

The 8¾" x 19" dimensions of the panel are for standard relay rack mounting.

The Cabinet is made of 16 gauge steel attractively finished in machine tool gray wrinkle. Special consideration in the design of the cabinet was given to provide adequate ventilation.

ELECTRICAL FEATURES:

1—13 tubes
2—6 bands for most satisfactory L/C ratio
3—2 R.F. Stages on bands 3, 4, 5, 6
4—Push-pull high fidelity, audio output
5—6 step wide range variable selectivity
6—Wide angle "S" meter
7—Phono jack
8—Adequate headphone output
9—Improved signal to image and noise ratio
10—80/40/20/10 meter amateur bands calibrated
11—Temperature compensated high frequency Oscillator

CABINET DIMENSIONS:

20½" long—14½" deep—9½" high.

The SKYRIDER "32" with crystal and tubes, less speaker .....NET **$149 50**

Hallicrafters Jensen bass-reflex enclosure including 12" speaker 30" high—16" deep—22½" wide—Model R12 ..... **$34 50**

Hallicrafters Jensen bass-reflex enclosure including 8" speaker 23½" high—10¼" deep—17½" wide—Model R8 ..... **$29 95**

PRICES SUBJECT TO CHANGE WITHOUT NOTICE

Copyright by U. C. P., Inc.

The New 1942 SUPER SKYRIDER!

The Communications receiver that sets new standards for receiver performance! Frequency range 550 KC to 42 MC in 6 bands.

Two stages of preselection—high fidelity, push pull audio—band pass audio filter — Calibrated band spread — micrometer scale on main dial knob. Heavy gauge steel cadmium plated chassis—standard size relay rack panel ⅛ inch thick—machine tool gray wrinkle finished cabinet well ventilated and attractively designed.

See the 1942 SUPER SKYRIDER and you will know why the HALLICRAFTERS lead in communications equipment value.

The Model SX-28 1942 SUPER SKYRIDER PRICES start at.....NET $179.50

The SKYRIDER 28

GENERAL SPECIFICATIONS

FREQUENCY RANGE:

Band 1— 550 to 1650 KC
Band 2— 1.5 to 3.2 MC
Band 3— 3.0 to 6.2 MC
Band 4— 5.5 to 12.0 MC
Band 5—11.0 to 23.0 MC
Band 6—21.0 to 42 MC

TUBE LINEUP:

1—6AB7	1st RF Amplifier
1—6SK7	2nd RF Amplifier
1—6SA7	Mixer
1—6SA7	H.F. Oscillator
1—6L7	1st IF Amplifier—noise limiter
1—6SK7	2nd IF Amplifier
1—6B8	2nd Detector and meter
1—6B8	AVC Amplifier
1—6AB7	Noise Amplifier
1—6H6	Noise Rectifier
1—6J5	B.F.O.
1—6SC7	1st Audio Amplifier
2—6V6GT	Push-Pull output Amplifier
1—5Z3	Rectifier

CONTROLS:

Micrometer scale main tuning inertia controlled
Calibrated band spread inertia controlled
Tone and AC ON-OFF
Beat Frequency Oscillator
A.F. Gain
R.F. Gain
6 Position band switch
Antenna Trimmer
6 Position selectivity control
Crystal phasing
Adjustable noise limiter
Send-Receive Switch
A.V.C.-B.F.O. Switch
Bass boost switch
Phone jack

PHYSICAL CONSTRUCTION:

Chassis substantially constructed of 14 gauge steel with flanged edges and flame welded corners. Condenser cover and coil shield compartments assembled to chassis in box girder type of construction. Brushed cadmium plating protects the chassis and metal components.
A ⅛ inch thick steel panel is used with etched control markings and Morocco finish.
The 8¾" x 19" dimensions of the panel are for standard relay rack mounting.
The Cabinet is made of 16 gauge steel attractively finished in machine tool gray wrinkle. Special consideration in the design of the cabinet was given to provide adequate ventilation.

MECHANICAL FEATURES:

New type inertia-controlled back-lash free dial mechanism on both main tuning and bandspread dials. This mechanism is preloaded and the main shafts are supported at both ends with ball bearings.
The chassis is removed from the front panel and firmly positioned with two brackets which support it without danger of strain or torque.
Both main tuning and band spread condensers are semi-floating and mounted to the chassis at three points.
Components arranged for best electrical efficiency with full consideration for convenience of control mountings.

ELECTRICAL FEATURES:

1—15 tubes
2—6 bands for most satisfactory L/C ratio
3—2 R.F. Stages
4—Push-pull high fidelity, audio output
5—6 step wide range variable selectivity
6—Band pass audio filter
7—Wide angle "S" meter
8—Phono jack
9—Adequate headphone output
10—Improved signal to image and noise ratio
11—80/40/20/10 meter amateur bands calibrated
12—Temperature compensated high frequency oscillator

CABINET DIMENSIONS:

20½" long—14½" deep—9½" high.

The MODEL SX-28 Receiver with crystal and tubes, less speaker .....(SKYER) NET $179.50

Hallicrafters Jensen bass-reflex enclosure including 12" speaker 30" high—16" deep—22½" wide—Model R12.....(SPTWE) **$34.50**

Hallicrafters Jensen bass-reflex enclosure including 8" speaker 23½" high—10¼" deep—17½" wide—Model R8.....(SPEIG) **$29.95**

NET

The New SUPER DEFIANT SX-25

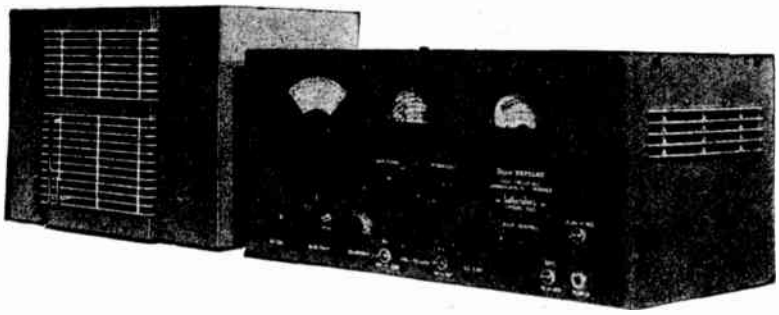

AMATEURS from coast to coast acclaim this new, de luxe model, amateur receiver as the finest ever developed at anywhere near this price. It offers even better performance than that of the famed SX-17. Its general circuit is based on the proved efficiency of America's best selling receiver, the Skyrider DEFIANT.

Among its outstanding advantages are *extreme selectivity* and *more* and *better audio.* The design of the crystal filter makes possible critical CW operation under trying conditions of interference, and, in addition, the sensitivity of the receiver is raised from 2.8 to 4 times in the "CW Xtal" position when the receiver is tuned to the exact resonant frequency of the crystal itself; this means more *usable* sensitivity.

Both IF stages are expanded in the "Broad IF" position for high fidelity performance. An effective AVC or automatic volume control circuit keeps most signals at uniform audibility. The automatic noise limiter reduces interference by as much as 70%. The extremely low noise level of the SUPER DEFIANT makes it sensitive to very weak signals.

Every part is placed for best performance without regard for symmetry or beauty. Being self-contained there are no external units except the speaker. Tuning is effortless. Controls are conveniently located.

The SUPER DEFIANT (Model SX-25)—Complete with Crystal and Tubes. Shipping weight 52 lbs.....(SKYTF) **$94.50**

Extra for Univ. 110-250 volts, 25-60 cycles.....$5.00

FEATURES

2 Stages of Preselection.
Twelve tubes:

6SK7	—1st RF Amplifierr.	6SQ7	—Phase Inverter.
6SK7	—2nd RF Amplifier.	FP-6F6	—2nd audio output stage.
6K8	—1st Detector-Mixer HF Oscillator.	6H6	—Automatic Noise Limiter.
6SK7	—1st IF Amplifierr.		
6SK7	—2nd IF Amplifier.	6J5GT	—Beat Frequency Oscillator.
6SK7	—2nd Detector, AVC, 1st stage of audio.	80	—Rectifier.

Overall Range 550 kc. to 42 mc. in four bands:

1—550 kc.-1700 kc.	3—5.0 mc.-15.5 mc.
2—1.7 mc.-5.1 mc.	4—15.1 mc.-42 mc.

Separate calibrated bandspread dial for the 10, 20, 40 and 80 meter bands provides frequency meter tuning. Oscillator compensation for frequency stability. Automatic noise limiter.

Six-step variable selectivity covering wide range from high fidelity to extreme CW crystal.

S meter calibrated in "S" and "DB" units.

Push-pull output stage furnishes 8 watts of audio.

Front panel controls: RF Gain, Selectivity Switch, Crystal Phasing, Audio Gain, Pitch Control, Main Tuning Control, Bandspread Tuning Control, ANL Switch, Hi-Lo Tone, Send-Receive Switch and BFO Switch.

External provision for: Send-Receive Terminals, Headphones, 5000 or 500 ohm output, Single Wire or Doublet Antenna.

Laboratory checked, piezo quartz crystal filter included as standard equipment.

Ten-inch heavy duty PM dynamic speaker in matching metal cabinet included as standard equipment.

Dimensions of receiver cabinet only: 19½" long, 9½" high, 11⅛" deep.

110 volt 50-60 cycle AC operation. DC operation socket provided for battery or vibrapack.

Copyright by U. C. P., Inc.



FEATURES *of the* SKYRIDER DEFIANT

One stage of preselection. • Accurately calibrated bandspread dial throughout the amateur bands. • Frequency stability throughout a wide range of line-voltage, humidity and temperature variations. • DC operation socket—battery or vibrapack. • A brand new, highly efficient, noise limiter circuit. • Six point variable selectivity from sharp CW crystal to high-fidelity. • Terminals provided for break-in relay operation. Single-signal crystal filter standard equipment. • Meter calibrated in both S and DB units.

The SKYRIDER DEFIANT

WITH FREQUENCY METER TUNING

The Skyrider Defiant offers performance that can be favorably compared with most receivers at twice the price. Every advanced feature of the entire Hallicrafters line is incorporated in this unit. Truly, it has all of the desirable features and qualities that are needed for outstanding amateur reception. Four bands cover the range from 550 kc. to 42 mc.; frequency meter tuning on 10, 20, 40 and 80 meter amateur bands. Tubes—3-6SK7, 1-6K8, 1-6SQ7, 1-6F6G, 1-6H6, 1-76, 1-80. Controls include RF gain, selectivity switch, crystal phasing, audio gain, pitch control, main tuning control, bandspread tuning control, A.N.L. switch, Hi-Lo tone, send-receive switch and BFO switch. Cabinet size—19½" long, 9½" high, 10⅛" deep. For operation from 110 volt 50-60 cycle AC. For 110 volt AC operation from 6 volt DC use No. 301 Electronic Converter.

The SKYRIDER DEFIANT (Model SX-24)—Complete with tubes and crystal. Shipping weight 40 lbs. .....(SKYFY) **$74.50**

The SKYRIDER DEFIANT (Model SX-24)—With tubes, crystal and 10" PM23 Dynamic Speaker. Shipping weight 56 lbs..... **$89.50**

Extra for Univ. 110-250 volts, 25-60 cycles... **$5.00**

S-29 SKY TRAVELLER

Take it with you—Use it at Home— the Model S-29 SKY TRAVELLER is truly a universal receiver. Operates on either 110 volt AC or DC or from its self-contained batteries. Here is a portable designed to communications receiver tolerances. Mounted in an attractive black crackle finished cabinet with rounded corners, the Receiver covers from 550 kc. to 30.6 mc. (550 to 9.9 meters). Self-contained antenna with high gain coupling circuit provides truly remarkable reception throughout its tuning range. Band spreading is electrical—both RF and IF circuits permeability tuned—average sensitivity below two microvolts on all bands—one stage of preselection on all bands—improved automatic noise limiter for most satisfactory portable operation. The Model S-29 SKY TRAVELLER.....NET **$69.50**

GENERAL SPECIFICATIONS

FREQUENCY RANGE:

Band 1— 550 to 1490 kc
Band 2— 1.43 to 4.35 mc.
Band 3— 4.12 to 11.9 mc.
Band 4—11.26 to 30.6 mc.

TUBE LINEUP:

1—1T4	RF Amplifier
1—1R5	Mixer
1—1P5-GT	1st IF Amplifier
1—1P5-GT	2nd IF Amplifier
1—1H5-GT	2nd Detector, AVC, 1st audio
1—3Q5-GT	Output Amplifier
1—1G4-GT	Beat Oscillator
1—1G4-GT	Noise Limiter
1—25Z5G	Rectifier

CONTROLS:

Main Tuning
Bandspread
R.F. Gain
A.F. Gain
Band Switch
Power Switch
AVC OFF-ON Switch
BFO OFF-ON Switch
ANL OFF-ON Switch
Send-Receive—Standby Switch

CONNECTORS:

Doublet Antenna Socket
Long Antenna Socket
Phone Jack
Battery Cable with Plugs
AC/DC Outlet Cord

FEATURES:

1—Operates on either 110/125 volts AC or DC and in addition from its self-contained batteries.
2—Electrical bandspread
3—1.4 volt tubes used throughout
4—Battery life prolonged through a self-contained charging circuit
5—Automatic Noise limiter
6—Self-contained collapsible antenna which can be extended to nearly 3 feet
7—An RF stage used on all bands
8—Sensitivity below two microvolts on all bands
9—High gain antenna coupling circuit for maximum antenna energy transfer
10—Approximate battery life 100 hours
11—Neon lamp to indicate tubes are lighted
12—Permeability tuned RF and IF circuits

PHYSICAL CONSTRUCTION:

Attractive black crackle finished aluminum cabinet substantially constructed to withstand hard usage. All corners of the cabinet are rounded for convenience in carrying. The one piece aluminum chassis is so designed for the greatest rigidity consistent with the least weight.

DIMENSIONS:

7" high—8½" wide—13¼" deep
Weight including all batteries:—18 lbs.

NET

Copyright by U. C. P., Inc.

HALLICRAFTERS COMMUNICATIONS EQUIPMENT

WORLD'S LARGEST BUILDERS OF AMATEUR COMMUNICATIONS EQUIPMENT

The SKY BUDDY

The new SKY BUDDY is an amateur receiver in every respect, covering everything on the air from 44 mc. to 550 kc., including the 10, 20, 40, 80 and 160 meter amateur bands. It now employs the same electrical bandspread system used in higher priced Hallicrafter models. The more important features are: Electrical bandspread, broadcast Band, BFO, AVC switch, phone jack, pitch control, built-in speaker. For operation on 110 volts 50-60 cycles AC. For operation in 110 volt AC from 6 volt DC use No. 302 Electronic Converter. Dimensions 17½" x 8½" x 8½" high.

FEATURES

Six tubes. Tunes 10 meter band. Electrical bandspread. Coverage and bandspread from 550 kc. to 44 mc. DC operation socket—battery or vibrapack.

The SKY BUDDY (Model S19R)—Including tubes and speaker. Shipping weight 21 lbs.....(SKYBU) **$32.50**

Extra for Univ. 110-250 volts, 25-60 cycles **$5.00**

The SKY CHAMPION

A 9-tube Communications receiver with preselection and built-in speaker, offering a quality of performance never before available at this price.

Has all of the essential controls for good amateur reception as follows: RF gain, tone control, phone jack, AVC switch, BFO switch, send-receive switch, audio gain, pitch control and 4-position band switch. Easily adapted to 6 volt operation with a Model No. 302 Electronic Converter.

FEATURES: 9 tubes. Complete coverage (545 kc. to 44 mc.). Inertia tuning. Separate electrical bandspread. Beat frequency oscillator. Battery-vibrapack DC operation socket. Cabinet size—18½" long, 8½" high, 9⅜" deep.

The SKY CHAMPION (Model S-20R)—Shipping weight 32 lbs.....(SKYON) **$54.50**

Extra for Univ. 110-250 volts, 25-60 cycles.... **$5.00**

SM-20R carrier level meter..... **$11.75**

Copyright by U. C. P., Inc.

NET

MODEL S-27

FREQUENCY MODULATION
AMPLITUDE MODULATION
145MC—27MC
COMMUNICATIONS RECEIVER

THIS Frequency Modulation communications receiver covers 3 bands: 27 to 46mc; 45 to 84mc; 81 to 145mc. Switch changing from FM to AM reception. Acorn tubes in R.F. and converter system. High gain 1852 tubes in Iron Core I.F. stages. Beam power tubes in A.F. amplifier. Controls are: R.F. gain control. Band switch. Antenna trimmer. I.F. selectivity control and power switch. Volume control. Pitch control. Tone control. S-meter adjustment. AVC on-off switch. Send-receive switch. Phone jack. Amplitude or Frequency Modulation switch. 15 tubes. 110 volt 50-60 cycle AC. Dimensions: 19" long, 9" high, 14" deep. Model S-27. Complete with tubes.
Shipping weight 75 lbs. .....(FREMO) **$195.00**

HT-4 450 WATT

The HT-4 is intended for those who want the BEST in an efficient, high-powered rig. The carrier output is 325 watts on phone and 450 watts on CW. The HT-5 preamplifier, supplied with the transmitter, may be mounted at the operating position, controlling volume, keying and standby. Thus, once adjusted to any band the rig may be operated remotely. The transmitter may be set to any three of the 10, 20, 40, 80 and 160 meter bands. Subsequent selection of any of the three frequencies is by a switch on the front panel. Tubes used are: 1-6F6 crystal oscillator, 1-6L6 doubler, parallel RK39's-buffer-driver, 1-RK63 final amplifier, PP-2A3 drivers, PP-RK38 modulators, 2-5Z3, 2-866 rectifiers. The HT-5 preamplifier uses 1-6J7, 3-6J5, 1-80. For operation from 110 volts 50-60 cycles AC. Available for special frequencies. Write for prices.
MODEL HT-4—Complete with tubes and HT-5 pre-amplifier. Dimensions: 29" x 19" x 37" high.

Shipping weight 550 lbs.....(TRACO) **$795.00**

Additional set of coils for any one amateur band (10 to 160).. **$27.50**

MODEL S33 SKY TRAINER

The SKY TRAINER transceiver operates in the 2½ meter amateur band and with this one completely self contained unit, enables you to receive and transmit both voice and code signals. The frequency range of the model S33 is 112mc to 118mc—the transceiver is 10" high by 6½" wide by 4¼" deep. Its weight—complete with batteries is 16 pounds.

The four foot metal antenna rod is held in position on the side of the case by two insulated binding posts. The unit can be conveniently carried about by the leather handle mounted on the top of the case.

Three tubes, a 3Q5 oscillator, 1 H5 AF amplifier and 3Q5 power amplifier are used. 1CW signals can be transmitted by plugging a key into terminals which are provided.

No external microphone is required. To transmit, merely place switch in transmit position and talk.

MODEL S33 SKY TRAINER—Complete.....(WALKI) **$29.50**

NET

Copyright by U. C. P., Inc.

The HT-9

A NEW 100-WATT TRANSMITTER

. . . at Less Than You Could Build It Yourself

IT IS probably true that only the largest builders of amateur communications equipment, with unlimited engineering and production facilities, could produce such a transmitter at so low a price. Were you to attempt to build it yourself, the cost for parts alone would be far in excess of this price.

The HT-9 is a 5-frequency phone and CW unit, rated at 100 watts on CW and 75 watts on phone (carrier *output*). Coils are available for all bands from 1.7 to 30 megacycles. Exciter coils for five bands can be plugged in, pretuned, and left in the transmitter. Bandswitch, controls and meters, governing every function of the transmitter, are all on the front panel. 100% modulation with very low distortion is assured. Carrier hum is at least 40 db below 100% modulation. Any medium-level high impedance type of microphone can be used.

14 Tubes — 1-6F6 Oscillator, 1-6L6 Doubler, 1-814 Power Amplifier, 1-6J7 Audio Input Amplifier, 1-6J5 Audio Amplifier, 4-6L6G PP Parallel Modulators, 2-866 High Voltage Rectifier, 1-5Z3 Exciter Rectifier, 1-5Z3 Audio Rectifier, 1-80 Audio Rectifier. For operation from 110 volts, 50-60 cycles AC. Dimensions. 28" wide. 18½" deep, 11½" high. Shipping weight 165 lbs.

FEATURES

Any 5 frequencies in range 1.7 to 30 megacycles.

Crystals and tuning units for all circuits up to the grid of the final amplifier are plugged and tuned in for each frequency channel desired.

Antenna coil will match any resistive load from 10 to 600 ohms.

Frequency response is flat within 3 db from 100 to 7000 cycles.

MODEL HT-9—Complete with tubes, but less crystals and coils.....	$225.00
160-80-40 meter coils (for operation on crystal frequency), each set.....	$9.50
20-10 meter coils (for operation on twice crystal frequency), each set.....	$10.50
160-80-40 meter crystals, each.....	$4.80
20 meter crystals (for 10 meter operation), each	$5.75

Copyright by U. C. P., Inc.

NET

HT-6
25 WATT
Phone and CW Transmitter

YOU have a real thrill when you operate the Hallicrafter HT-6 transmitter. Using an 807 in the final stage the power output is 25 watts on most bands. Frequency range is 1.7 mc. to 60 mc.

Coils for any three bands may be plugged in, pretuned, and then switched at will by a control on the front panel. which properly connects all circuits from crystal to antenna. It is only necessary to retune the final amplifier plate. Coils are available for any amateur band, 5 to 160 meters with crystal control; or with ECO on the 160, 80, 40, 20 meter amateur bands.

A special form of oscillator keying gives a clean chirpless signal, providing for break-in operation on CW.

Any high level high impedance mike may be used. such as an Astatic type D-104 or Shure 706-SA. Excellent voice quality with 100% modulation is assured. Output circuit is adjustable to match any resistive load of from 10 to 600 ohms.

Tube complement: 1-6L6 Osc.-dblr., 1-807 final R.F. amplifier, 1-6F5 microphone amplifier. 1-6J5 Audio amplifier, 2-6L6G modulators and 2-5Z3 rectifiers. Power drain about 120 watts CW and 225 watts phone. Size—20" long, 9" high, 15" deep. For operation on 110 volts 50-60 cycle AC.

MODEL HT-6—Transmitter with tubes, less coils and crystals. Ship. wt. 67 lbs. (TRANO)	$110.00
Coils for 160, 80, 40 or 20 meter operation, each set	$6.00
E.C.O. unit for 160, 80, 40 or 20 meter operation for corresponding coils listed above, each	$4.50
Set of coils for 5 or 10 meter operation on twice crystal frequency, each set	$8.50
Random Frequency Crystal for 160, 80, 40 meters, each	$4.80
Random Frequency Crystal for 20, 10 and 5 meters, each	$5.75
Extra for 220 volt 50-60 cycle operation	$9.50

HT-7 FREQUENCY STANDARD

The HT-7 Frequency Standard consists of a stable crystal oscillator providing either 1000 kc. or 100 kc. output, togethe rwith a 10 kc. multivibrator and a harmonic amplifier. A switch on the front panel selects harmonics of 1000 kc., 100 kc. or 10 kc .With output fed into any good communications receiver accurate marker frequencies at 1000 kc., 100 kc. or 10 kc. appear across the dial. The frequency of the 100 kc. crystal is adjustable over a narrow range. so that it is possible to set its frequency to zero beat with either WWV or domestic broadcast stations, and once set will maintain its frequency accurately over long periods of time. Unequalled for checking transmitter frequency, and receiver calibrations. Also for calibrating and bandsetting receivers, locating signals for skeds, and setting ECO frequency. For operation on 110 volt 50-60 cycle. Shiping weight 10 lbs. Dimensions 5½" x 8" x 7½" high.

MODEL HT-7—Complete with tubes and crystal...(TRAFR)	$32.50
Extra for Univ. 110-250 volts, 25-60 cycles	$5.00

NET

Copyright by U. C. P., Inc.

S-30 RADIO COMPASS



Know your location! The Model S-30 Radio compass and direction finder enables you to check your position against beacon, broadcast or shore radiophone stations. Coverage from 200 to 3000 kc. (1500 to 100 meters).

Sensitive headphones and tuning eye serve as indicators when taking a bearing. Normally used with a 6 volt battery —"A" and "B" battery box available when no 6 volt vibrapack power source available. Has provisions for external speaker should such an accessory be used. Substantially constructed, attractively finished aluminum cabinet houses the receiver and supports the rotatable loop antenna. Power supply is in separate cabinet.

Place a Model S-30 Radio Compass on board and have the assurance of knowing your position anytime.

GENERAL SPECIFICATIONS

FREQUENCY RANGE:

Beacon Band — 220 to 540 KC
Broadcast Band — 535 to 1340 KC
Marine Band — 1200 to 3000 KC

TUBE LINEUP:

1—6SK7	RF Amplifier
1—6K8	Mixer
1—6SK7	I.F. Amplifier
1—6SQ7	2nd Detector—A.V.C.
1—6U5G	Tuning Indicator
1—6G6G	Output Amplifier

CONTROLS:

Main Tuning
R.F. Gain
A.F. Gain
Band Switch
Phone Jack
Speaker headphone switch
Compass card adjustment

POWER:

Standard power unit consists of thoroughly filtered vibrapack for 6 volt battery operation.

A battery box with "A" and "B" batteries is available for emergency use or where no 6 volt battery is available.

NULL INDICATION:

A sensitive pair of headphones is supplied with the radio. A tuning eye is built in as an auxiliary indicator.

SPEAKER:

A 5" Permanent Magnet Dynamic Speaker is available as an accessory.

PHYSICAL CONSTRUCTION:

The Model S-30 Radiocompass is built in a welded aluminum cabinet with a durable wrinkle finish. A 12" loop is mounted in an aluminum casting. No Magnetic materials are used wherever possible. All magnetic parts such as speaker and vibrapack are separate units for mounting at a distance from the compass itself.

DIMENSIONS:

11" wide—10⅝" deep
7½" high—overall height including loop—23½"

MODEL S-30 RADIO COMPASS:

Complete with tubes, headphones and 6 volt vibrapack power supply.
NET PRICE ....(RADCO) **$134.50**

Separate Emergency Battery Box complete—NET PRICE ..(EBB30) **$20.00**

Copyright by U. C. P., Inc.



The HT-8
25 WATT
RADIOPHONE

THE HT-8 radiotelephone transmitter-receiver is the ideal unit for any type of craft. commercial or pleasure. It is designed to operate equally well on sailboat, power cruiser, large yacht. fishing boat, tug, barge or freighter.

The transmitter covers five frequencies and the receiver six frequencies (all crystal controlled). All are in the 2000-3000 range; or, if desired, two may be in the 3000-6700 range. When the telephone handset is lifted off the hook, the receiver output automatically transfers from the built-in loud speaker to the handset. To transmit, simply press the button on the handset and speak into the microphone.

FEATURES: 25 watts phone carrier. Five marine frequencies. Separate power supply. Quartz crystal controlled transmitter and receiver. Simple to operate. Precision built. 7-tube receiver. Effective squelch circuit. Handset or speaker output. No tuning required after installation. Modern design. Economical to operate. Low in purchase cost.

The very effective squelch circuit prevents static and noise from appearing in the loud speaker output when no carrier is present. Hence, the receiver may be left tuned to any station frequency without annoying bursts of static drumming on the ears.

MODEL HT-8—Bulkhead type. Dimensions 15" x 10" x 18" high. Shipping weight 105 lbs. Complete with tubes. separate power supply for 110 volt 60 cycle AC. Less crystals and installation. (TRABU) **$325.00**

The SKYRIDER MARINE-S22R

Specifically designed for marine service. in the range from 16.7 to 2730 meters (18 mc. to 110 kc.). Improved image rejection at the higher frequencies is achieved through the use of 1600 kc. IF transformers. The directly calibrated main tuning dial eliminates the use of complicated charts and tables. An efficient mechanical bandspread with separate dial provides easy logging. Built for 110 volt AC-DC operation. Also may be operated from 6 volt battery supply with the addition of a Model No. 302 Electronic Converter. Dimensions 18½" x 9¼" x 8½" high. The SKYRIDER MARINE (Model S-22R)—Complete with tubes and speaker. Shipping weight 31 lbs.....(SKYCU) **$74.50**

NET

Copyright by U. C. P., Inc.

The Model HT-11 Marine Radiophone is a complete moderately priced ship to shore radio transmitter and receiver. The transmitter can be operated on three frequencies in the marine band of 2000 to 3000 kc. The receiver is manually tuned and covers the standard broadcast band on range #1. Range #2 covers the marine channels. The separate power supply is supplied for 6 to 12 volt DC operation. Other voltages can be used with suitable converter.
Ruggedly constructed—attractively finished—compact in shape—small in size—light in weight—the HT-11 —12 watt Radiophone is the ideal unit for the smaller pleasure craft. wanting to cruise in safety.

PRICES START AT NET **$179.50**

HT-11 MARINE RADIOPHONE UNIT

12 WATT

GENERAL SPECIFICATIONS

FREQUENCY RANGE:

Transmitter—3 crystal controlled Frequencies in the range of 2000 to 3000 kc.

Receiver:	Manually tuned with directly calibrated dial
Band 1	550 to 1700 kc.
Band 2	2000 to 3000 kc.

TUBE LINEUP:

Transmitter	1—6V6 Oscillator
	1—807 Power Amplifier
	2—6V6G Modulators
Receiver:	1—6SK7 R.F. Amplifier
	1—6K8 Mixer
	1—6SK7 I.F. Amplifier
	1—6SQ7 2nd Detector—AVC —1st audio
	1—6K6G Audio Amplifier
	2—6X5G Rectifiers

CONTROLS:

Transmitter channel switch
Receiver Band Switch
Receiver Volume control and ON-OFF switch
Receiver tuning
Transmitter Fil. OFF-ON switch
Speaker-headphone switch
Handset with Send-Receive push button

POWER SUPPLY:

The HT-11 power supply is a separate unit connected to the transmitter-receiver with a cable. The standard power pack is for 6 or 12 volt DC operation as specified. Also available is a 110 volt-60 cycle AC power supply which may be used with a rotary converter for 32 or 110 volt DC operation.

PHYSICAL CONSTRUCTION:

The small sturdy metal cabinet can be easily mounted on a table or shelf. Rust proofing and corrosion protective used throughout.

DIMENSIONS:

14⅛" wide—8⅝" high—9¼" deep.

MODEL HT-11 RADIOPHONE

Complete with tubes and power supply for 110 volt AC operation—Less crystals and installation..NET **$179.50**

Copyright by U. C. P., Inc.

The Model HT-12—50 watt Radiophone answers every marine radio need!

Ten crystal controlled transmitting and receiving channels provide communications with shore stations wherever you cruise.

Power supplies available for operation on 12-32-110 DC and 110 volt-60 cycles AC.

No switches to throw to place the transmitter on the air—all operation by voice controlled relays!

Attractively finished in machine tool gray wrinkle lacquer, the durable rust proofed cabinet is suitable for either table or bulkhead mounting—the HT-12 will provide the maximum in safety and convenience.

PRICES START AT.....NET **$475.00**

HT-12 MARINE RADIOPHONE UNIT

50 WATT

GENERAL SPECIFICATIONS

FREQUENCY RANGE:

10 crystal controlled transmitting and receiving channels in range of 2000-3000 kc. When specified, two of these channels can be used for operation in the range of 3000 to 6700 kc.

TUBE LINEUP:

1—6L6	Oscillator
2—807	Power Amplifier
1—6J5	Input audio amplifier
4—6L6G	Modulators

RECEIVER:

1—6SK7	R. F. Amplifier
1—6SA7	Mixer
1—6SJ7	H. F. Oscillator
1—6SK7	I. F. Amplifier
1—6SQ7	2nd Detector—Q.A.V.C.
1—6SF5	Audio Amplifier
1—6K6G	Output Amplifier
1—6X5G	Rectifier
2—5Z3	Rectifiers

CONTROLS:

Only controls which are used by the Operator are accessible on the front panel.
Receiver—ON-OFF Switch
Transmitter filaments Switch
Receiver channel Switch
Transmitter channel Switch
Receiver volume control
Speaker ON-OFF Switch
Hand set on Hanger (transmitter is voice-controlled—no push button is needed)

POWER SUPPLY:

The power supply is a separate unit. A 110 volt-60 cycle AC power supply is standard and is furnished with a rotary converter for 32 or 110 volt DC operation. Where 12 volt DC is used, the power supply consists of a heavy duty vibrapack for the receiver and a dynamotor for the transmitter both mounted in a single unit.

PHYSICAL CONSTRUCTION:

Heavy metal cabinet suitable for table or bulkhead mounting. Corrosion protected treatment throughout. Exterior of unit finished in attractive, durable machine-tool gray wrinkle, after complete rust proofing treatment.

TUNING ADJUSTMENT:

Readily accessible controls for resonating transmitter are covered by easily removed protective face plates. Tuning adjustments are made only at time of installation.

DIMENSIONS OF RADIOPHONE:

20½" high—19¼" wide—12" deep.
Complete with tubes, less crystals and installation but with power supply for 110 volt 50/60 cycles. .....NET **$475.00**

MODEL HT-12

Same as above but for 32 or 110 volts DC Operation—as specified **$580.00**

MODEL HT-12

Same as above but for operation from 12 volts DC **$605.00**

NET

Copyright by U. C. P., Inc.

New High Fidelity
FM-AM TUNER

FM/AM Reception by a turn of the Bandswitch with Hallicrafters Model S-31

PRECISION Engineered High Fidelity Tuner for Frequency Modulation and Amplitude Modulated Broadcast Reception.

The No. 1 band covers all frequencies used by amplitude modulated broadcast stations. The dial reads kilocycles by the addition of a zero to the numbers shown. Thus, 100 would be 1000 kilocycles.

The No. 2 band covers frequencies used by high fidelity frequency modulated broadcast stations. The dial is calibrated in megacycles.

Fundamentally, amplitude modulation (AM) consists of adding and subtracting power from a carrier in accordance with the modulating voice or music. With Frequency Modulation (FM), however, the carrier is kept constant in amplitude and is shifted back and forth in frequency in accordance with modulation. The circuits involved in the reception of the two types are much different—usually requiring two separate receivers. The Model S-31 tuner combines both circuits in one chassis and changes from FM to AM with the bandswitch.

To appreciate the full capabilities of this tuner, a high fidelity audio system should be incorporated. A high fidelity audio system consists of not only a high fidelity amplifier, but also a high fidelity speaker system.

SPECIFICATIONS

- 8 tubes.
- Frequency range: Band one, 540 to 1650 kc.; Band two, 40 to 50 mc.
- Power output 130 milliwatts undistorted.
- Power consumption 50 watts.
- Controls: Band switch, phone switch, main tuning, audio gain, tone control, "S" meter adjustment.
- Operates on 115-125 volts, 60 cycles AC.

MODEL S-31—Tuner, complete with 19" x 8¾" rack panel, metal cabinet and tubes .....(TUNER) **$74.50**

Copyright by U. C. P., Inc.

NET

MODEL S-31A

HIGH FIDELITY AMPLIFIER

hallicrafters
MODEL S-31A

THE Model S-31A, a Hallicrafters amplifier, deliver 25 watts of high fidelity audio power to either speaker or 500 ohm load. Designed for rack mounting and for use as a companion unit to the FM/AM Model S-31 Tuner, it will provide reproduction of sparkling depth and brilliance.

•

MODEL S-31A — High fidelity, 25 watt amplifier, complete with Cabinet and tubes. . . . (TRAAM) $54.00

SPECIFICATIONS

- 6 tubes.
- Fidelity 2 DB from 50 to 15,000 cycles.
- Gain—Channel No. 1, microphone (high impedance) 96 DB.
- Channel No. 2, phone (low impedence) 60 DB.
- Power output 25 watts.
- Power consumption 100 watts.
- Output impedance No. 1, 500 ohms; No. 2, 8 ohms; No. 3, 4 ohms.
- Dimensions: Panel, 19″ x 8¾″; Dust cover, 18″ x 8¾″ x 10″.

NET

Copyright by U. C. P., Inc.

Taylor HEAVY CUSTOM BUILT DUTY Tubes

THE WONDER TUBES
Set A New Standard In Value and Performance

T-40

Thousands in use throughout the world. Widely copied but quality never equalled. 40 watts plate dissipation. Fil. 7.5 V.—2.5 A. Plate 1000 V.—115 MA. Amp. Factor 25. G to P cap. 4.8 mmf. Efficient on all frequencies up to 120 MC. Easy to drive.

$3.50

TZ-40
Zero Bias

Same general characteristics as the T-40 except the amp. factor is 62. A pair will deliver up to 225 watt Class B audio output. An extremely efficient doubler and preferred by thousands for all-around superior Class C performance.

$3.50

Tops In Value
T-20

Considered by thousands of Amateurs as the real all-purpose tube. Easy to drive and is truly efficient on all frequencies up to 60 mc. Plate dissipation 20 watts. Fil. 7.5 V.—1.75A. Plate 750 V. —75 M.A. Amp. factor 20. G to P cap. 5.0 mmf. The greatly improved T-20 is making real records for long life.

$2.25

TZ-20
Zero Bias

Same general characteristics as the T-20 except the amp. factor is 62. A pair will deliver up to 80 watts Class B audio output. Also recommended for efficient doubler service.

$2.25

866 Jr.

Half-wave, Mercury Vapor Rectifier. Has plate lead through UX 4 prong Alsimag base. Fil. 2.5 V.—2.5 A. Max. RMS A.C. volts 1250. Max. D.C. current per pair (choke input) 250 MA. Intended for use as rectifiers in power supplies of from 600 to 1000 volts D.C. where the receiving type full-wave rectifiers will not stand up and where the power capabilities of the regular 866's are not necessary. The smaller size of Taylor's 866 Jrs. is another advantage in compact transmitters. Multi-strand filament and Svea metal anode.

$1.00

Write us for TAYLOR TUBES *new MANUAL.* FREE

T-282

T-40

T-55

T-20

T-21

866 Jr.

866

T-282
Tantalum Anode

A Taylor designed screen grid, RF Power amplifier used in multi-channel transmitters.

The improved vertical filament eliminates sagging that prevailed with the old helical wound type of filament.

Filament Volts	10
Filament Current Amps	3
Max. Plt. Volts	1000
Max. Plt. Current Amps	.100
Max. RF Grid Current Amps	5
Screen Grid Volts	150
Grid Bias Volts	—90
Max. Plt. Dissipation Watts	70
Amplification Factor	100

UX 4-prong Steatite Base

$22.50

Amateurs Favorite!
T-55

Continues to be one of the most popular transmitting tubes. Now greatly improved with semi-thin carbon anode and abuse-proof grid. Plate dissipation 55 watts. Fil. 7.5V.—3.0A. Plate 1500 V. —150 MA. Amp. factor 20. G to P 3.85 mmf. Very easy to drive—easy to neutralize. An ultra efficient tube for 5 and 10 meter service. Greatly outsells other tubes of the same class. Nonex glass.

$6.00

T-21
A Taylor Beam Amplifier Tube
6 prong Alsimag base

Especially efficient as an oscillator, amplifier or frequency multiplier and desirable for mobile and portable radio transmitters. 21 watts plate dissipation. Heater 6.3 V.—0.9A. Plate 400 V. —95 MA. Amp. factor 138. Many Amateurs hailed the advent of the T-21 as it enabled them to have "100% Taylorized" rigs.

$1.95

The New Shielded
866

Half-wave, Mercury Vapor Rectifier. Delivers all the characteristics of an 866-A at this new low price. Has complete cathode shield which insures lower heat and longer life. Fil. 2.5 V.—5A. **Peak inverse 10,000 volts.** Peak current 1.0 amp. max. Has multi-strand filament and Svea Metal Anode and shield. The Alsimag insulator below the plate cap increases safety and minimizes glass failures. Universally recognized as the best 866, this Taylor Tube leads in sales by a very wide margin.

$1.50

We corry a complete stock of Taylor Tubes and always have the New Tubes as soon as they are announced.

Copyright by U. C. P., Inc.

Net

Taylor HEAVY CUSTOM BUILT DUTY Tubes

"More Watts per Dollar!"

203-Z
Zero Bias
300 Watts Audio in Class B

Will work with all standard 203-A type Transformers. Filament 10 volt—3.25 amp. Plate 1250 volt 175 MA. per tube. Amp. factor 85. Plate to plate load at 1250 V. for 300 W. output 7900 Ohms. Nonex Glass—Metal plate—50 watt type base. A very popular Class B Audio Tube.

$8.00

805
Zero Bias
450 Watts Audio in Class B

Standard type Carbon Anode Zero Bias 805. Filament 10 Volt—3.25 Amp. In RF—plate 2000 Volt—200 MA. In Class B—195 MA. per tube. Amp. factor 40 to 60. G to P cap. 6.5 mmf. A fine tube for all Class C services and extremely popular as an Audio Amplifier. Nonex Glass—50 watt type base.

$13.50

872-A

This new and greatly improved Taylor design uses a processed Carbon Anode and Shield plus a Multi-strand filament. A pair will deliver up to 2.5 Amps. at 3500 Volts D.C. Filament 5.0 Volt—6.75 Amp. Peak inverse 10,000 Volts. Peak current 5.0 Amp. Nonex Glass. Scores of Commercial Statons are creating New life records with Taylor 872-A's. A performance test will prove their superiority.

$10.50

T-200
Amateur's "Power House" Tube

200 Watts plate dissipation. Heavy duty filament 10 volt—5.75 Amp. Plate 2500 Volt—350 MA. G to P cap. 7.8 mmf. Amp. factor 16.6. An easy to drive tube widely favored by Commercial Short Wave Stations and Amateurs. Extra heavy leads and safety type construction throughout handles serious overloads without damage. A popular type for Diathermy service. Nonex Glass.

$21.50

OTHER TAYLOR TUBES

Diathermy Types

841SW	50 watts	$7.00
211C	100 watts	12.50
303C	150 watts	14.50
HD211C	150 watts	14.50

Amateur Types

756	40 watts	3.95
HD203A	150 watts	14.50
204A	250 watts	60.00

The Taylor Manual giving full characteristics of all Taylor Tubes will be sent to you upon request.

WE RECOMMEND TAYLOR TUBES

203Z 805 872A



T200 822



T125 249B

822
700 Watts Audio in Class B

200 Watts plate dissipation. An extra heavy duty tube of the 03A type featuring a Super Carbon Anode. Filament 10 Volt—4.0 Amp. Plate 2500 Volt—300 MA. G to P cap. 13.5 mmf. Amp. factor 27. Popular for Class B Audio and used by many low powered Broadcast Stations. Also used in Diathermy service. Nonex Glass.

$18.50

814

Same general characteristics as the 822 except Amp. factor is 12. Is favored for use in Grid Modulated Transmitters.

$18.50

203-A
Standard Characteristic

Carbon Anode 203-A. 100 Watts Plate dissipation. Filament 10 Volt—3.25 Amp. Plate 1500 Volt—175 MA. Amp. factor 25. G to P cap. 14 mmf. Taylor 203-A's are giving satisfactory long-life service in many Commercial Stations. Have FCC approval. Nonex Glass.

$10.00

211

Same characteristics as 203-A except Amp. factor is 12.5.

$10.00

845

Class "A" Audio Tube. 70 watts Plate Dissipation. Filament 10 Volt—3.25 Amp. Plate 1250 Volt—75 MA. Carbon Anode—Nonex Glass.

$10.00

T-125
With Accelerating Fins

A type that gives all the advantages of a Low C tube together with the advantages of a Higher C tube-without the disadvantages of either. Plate dissipation 125 Watts. Filament 10 Volt—4.5 Amp. Plate 2000 Volt—200 MA. G to P cap. 6 mmf. Amp. factor 25. Very easy to drive. Can be operated at full rated input up to 30 Mc. Taylor's T-125's have an enviable reputation among Amateurs thruout the World. Nonex glass—50 watt type base.

$13.50

249-B
A Heavy Duty Rectifier

Of the Half-Wave Mercury Vapor type. Has processed Carbon Anode and Shield and Multi-strand filament. In a single phase full-wave power supply, two 249-B's will deliver up to 1.25 Amp. at 3300 D.C. Volts. Filament 2.5 Volt—7.5 Amp. Peak inverse 10,000 Volts. Peak current 2.5 Amp. Approx. Volt. drop 15 per tube. Nonex Glass—UX 4 prong base. An ideal tube for 1 KW stations.

$5.00

Net

Copyrights by U. C. P., Inc.

UNITED

TRANSMITTING TUBES

AMATEUR, BROADCAST, COMMERCIAL, DIATHERMY, ELECTRONICS, FILM—SOUND

. . AND SO ON THROUGH THE ALPHABET OF POWER TUBE APPLICATIONS—

THIS TUBE IS THE ANSWER

UNITED VERSATILE 70-D

Increase your power with minimum cost and effort if you have been using the lower power types T-40, T-55 or 812.

This heavy duty V70-D has same base style, and 7½ volt filament. It drives easily, and its similar inter-electrode capacities make neutralizing simple when used in place of these smaller tubes.

★NONEX means non-expansion and high melting point. To be sure a tube is made of NONEX glass, look for tungsten seal wires, rather than copper clad which is used with soft glass. The expansion coefficient of soft glass is 3 times as high as NONEX. This fixes a correspondingly lower limit of safe plate dissipation and input in all soft glass tubes.

$8.00

VALUE COMPARISONS, V70-D

70 watts plate dissipation
★Hard glass (nonex) envelope and stem
Heavy gauge tungsten seal wires
SPEER graphite anode
300 watts plate input

MAXIMUM RATINGS PER TUBE

	R. F. Amplifier Class C Telephony		R. F. Amplifier Class C Telegraphy	
	*CCS	†ICAS	*CCS	†ICAS
Eb	1000	1500 volts	1250	1500 volts
Ec	—260	—260 volts	—260	—260 volts
Ib	165	170 mils	200	200 mils
Ic	40	40 mils	40	40 mils
Input	165	255 watts	250	300 watts

*CCS—Continuous commercial service.
†ICAS—Intermittent commercial and amateur service.
Filament: 7.5 volts—3.2 amperes.
Amplification factor 20; Rp—7500 ohms; GM—2560 umhos.
Interelectrode capacitance (MMF) G-P 4.5; G-K 4.5; P-K 1.75.

HIGH FREQUENCY AND REGULAR COMMERCIAL TRIODES

Triode Type	Net Price	Watts Plate Diss.	Filament Volts	Filament Amps.	Purpose	Dimensions in Inches
303A (203A)	$10.00	100	10.	3.25	R.F. Amp. Osc. Cl. B Mod.	2 5/16 x 7 1/8
304A (204A)	Inquire	250	11.	3.85	RF Amp. Osc. Mod.	4 1/16 x 14 3/16
305D (205D)	5.00	14	4.5	1.60	Theatre Audio Amp.	2 3/4 x 4 1/2
310 (801)	3.45	20	7.5	1.25	R.F. Amp. Osc. Cl. B Mod.	2 1/16 x 5 5/8
311 (211)	10.00	100	10.	3.25	General Purpose	2 5/16 x 7 7/8
312E (212E)	Inquire	350	14.	6.	Osc., Mod., A.F. Amp.	3 3/8 x 13 3/16
342B (242B)	15.00	85	10.	3.25	Theatre Audio Amp.	2 5/16 x 7 7/8
361A (261A)	16.00	100	10.	3.25	General Purpose	2 5/16 x 7 7/8
376A (276A)	16.00	100	10.	3.0	General Purpose	2 5/16 x 7 7/8
384D (284D)	15.00	85	10.	3.25	Theatre Audio Amp.	2 5/16 x 7 9/16
905 (805)	13.50	125	10.	3.25	R.F. Amp. Osc. Cl. B Mod.	2 5/16 x 8 1/2
930 (830)	8.75	40	10.	2.0	Osc. Mod. R.F. Amplifier	2 5/16 x 5 7/8
930B (830B)	10.00	60	10.	2.0	Osc. Cl. B Mod., R.F. Amp.	2 5/16 x 6 3/8
938 (838)	11.00	100	10.	3.25	Cl. B Mod., Osc., R.F. Amp.	2 5/16 x 7 7/8
941 (841)	4.50	20	7.5	1.25	R.F. Amp. Osc. A.F. Volt. Amp.	2 3/16 x 5 5/8
942 (842)	4.50	15	7.5	1.25	A.F. Amp., Mod.	2 1/16 x 5 5/8
945 (845)	10.00	75	10.	3.25	A.F. Amp. Mod.	2 5/16 x 7 7/8
949 (849)	Inquire	400	11.	5.	Osc., Mod., R.F. Amp.	4 5/16 x 14 3/16
949A (849A)	Inquire	500	11.	7.7	H.F. Osc., R.F. Amp., Mod.	4 5/16 x 14 5/8
949H (849H)	Inquire	500	11.	7.7	H.F. Osc., RF Amp., Mod.	4 5/16 x 14 3/4
HV12 (814)	18.00	200	10.	4.0	Osc., R.F. Amp.	2 5/8 x 9 1/2
HV18 (HF200)	22.50	200	10.	4.0	H.F. Osc., and R.F. Amp.	4 5/16 x 9 1/2
HV27 (822)	18.00	200	10.	4.0	Osc., R.F. Amp. Cl. B Audio	2 5/8 x 9 1/2
BW11 (304B)	12.00	50	7.5	3.25	H.F. Osc. and R.F. Amp.	2 1/16 x 6 3/8

WORLD FAMOUS UNITED MERCURY RECTIFIERS

972

This member of the illustrious UNITED rectifier family interchanges with type 872.

Filament volts 5
Filament current 10
Filament mounting .....exposed
Plate volts (max. inv. peak).....7500
Plate current (max. peak).....5 amps.
NET PRICE $9.00

966

The much praised rectifier you hear so much about. Only 5 seconds preheating. Measured minimum mercury avoids amalgams and flash-overs. Replaces. 866.

Fil. Volts 2.5
Fil. Amps. 5

Exposed Filament

Max. Inv. Volts...7500
Max. Peak Amps. ...1
NET PRICE $1.20

967

The grid control rectifier so popular for power supply keying and countless industrial applications. Replaces FG-17.

NET PRICE $3.50

UNITED ELECTRONICS CO.
42 Spring Street
Newark N. J.

972-A

Used widely by U. S. Government and important commercial transmitters — Replaces type 872-A.

Filament volts 5
Filament current .....6.75 amps.
Filament mounting .....shielded
Plate volts (max. inv. peak)....10,000
Plate current (max. peak).....5 amps.
NET PRICE $11.00

966-A

Meeting U. S. Government requirements for ample shielding and break-down test, this mercury rectifier is a world wide professional favorite. Replaces 866-A.

Fil. Volts 2.5
Fil. Amps. 5

Shielded Filament

Max. Inv. Volts..10,000
Max. Peak Amps.....1
NET PRICE $1.50

UNITED tubes are used as initial equipment in HARVEY, TEMCO and many other well known transmitters.

Copyright by U C P, Inc

UNITED

DIATHERMY OSCILLATOR TUBES

AMATEUR, BROADCAST, COMMERCIAL, DIATHERMY, ELECTRONICS, FILM—SOUND

• • AND SO ON THROUGH THE ALPHABET OF POWER TUBE APPLICATIONS—

Ever since the electronic tube appeared to displace old spark-gap diathermy, UNITED has worked hand in hand with the leading therapy instrument designers. In consequence of this great co-operative research, UNITED radio-therapy oscillators and rectifiers are used by the majority of short wave generator manufacturers.

These tubes are specifically designed for heavy duty use in these self excited oscillator circuits, in which general purpose tubes cannot properly be applied.

Accurate replacement of tubes can most readily be made by selecting the proper UNITED types from the tables below.

RENEWAL TUBE INDEX FOR STANDARD MACHINES

(If machine is not listed, replace tubes in accordance with guide at bottom of this page)

Manufacturer	Model	United Tubes
Adlanco	Portable	2 type 311T
Barr	SW15	2 type 311CT
Beck Lee	1205 & 1206	2 type 311T
Bristow	FP-35 & FP-12	2 type 311CT
Brapar	NP	2 type 311CT, 2 type 966
Birtcher	Challenger, models 900, 960, 970, 980, and 990	2 type 311CT, 2 type 966
"	Crusader #500 (Serial numbers over 63401)	2 type CV11
"	Viking #550	2 type CV11
"	Surgical #3000	2 type CV11
Burdick	Triplex	2 type HV18
"	Magnetherm	2 type FV20
"	SWD 50	2 type 311T
"	SWD 5	2 type 952
Cameron	Couteradio	1 type 930
De Forest	Models K, A, B, C, E, L, R250, R300, D300, LR300	2 type 311CT, 2 type 966
"	Models NE, D400, R400, LL, M Console and 81-Wave	2 type HV18, 2 type 966
"	Thermodyne	1 type FV20, 2 type 966
Denmark	SWF	2 type 311CT
"	ENT	2 type 303-U
"	HFP	2 type HV12
Falconer	Portable 6	2 type 311CT
Fischer of Glendale	#106C	2 type 311CH
"	#114A	2 type HV18
"	Portable	2 type 311CT, 2 type 966

Manufacturer	Model	United Tubes
Fischer of Glendale	Clinic	2 type 311CT, 2 type 966
"	Console	2 type 311CT, 2 type 966
"	F-99	2 type 311CT
"	102A	2 type 311CT
High Tension	RF1 and RF5	2 type 311T
International		2 type 311CT
MacIntosh	Brevatherm	2 type HV12
Mooradian	Model C	2 type 311T
Nassau	All models	2 type 303U
Rose	CW1, CW2, CW3	2 type 311T,
"	CW4, CW5	2 type HV18
"	CW6	2 type 311T
"	CX1	2 type HV18
"	CX2	2 type HV18, 2 type 966
"	C-U	2 type 311T
"	Tube-Gap Surgical	2 type 311T
Sanitex	S1	1 type HV27
"	S2	2 type 311CT
"	S3	2 type FV20, 2 type 966
"	S4	2 type FV20, 2 type 966
"	S10	2 type 311CT
Scherco	Portable 100	2 type 311T
"	Portable 200	2 type 311T
"	2000	2 type 311T, 2 type 966
Terma	T-2 8	2 type 311CT
"	R-4	2 type 311CT, 2 type 966
"	R-6	2 type FV20, 2 type 966
"	R-7	2 type HV18, 2 type 966
"	P-14	1 type HV27

Replace Worn Out Tubes With UNITED Types In Accordance With Following Guide

203 H	replaced by	**UNITED 303U**
211	replaced by	**UNITED 311T**
211 C	replaced by	**UNITED 311CT**
211 D	replaced by	**UNITED 311T**
211 H	replaced by	**UNITED 311CH**
303 C	replaced by	**UNITED 303U**
814	replaced by	**UNITED HV 12**
822	replaced by	**UNITED HV 27**
830	replaced by	**UNITED 930**
852	replaced by	**UNITED 952**
866	replaced by	**UNITED 966**
C 455	replaced by	**UNITED 930**
FP 195	replaced by	**UNITED 952**
FP 197	replaced by	**UNITED 311T**
FP 252A	replaced by	**UNITED FV 20**
FP 285	replaced by	**UNITED 311CT**
HD 211	replaced by	**UNITED 311CH**
HF 200	replaced by	**UNITED HV 18**
T 200	replaced by	**UNITED HV 18**
WL 195	replaced by	**UNITED 952**
WL 211	replaced by	**UNITED 311T**
WL 460	replaced by	**UNITED HV 18**



COMPLETE TECHNICAL BULLETIN DESCRIBING ALL ABOVE TUBES WILL BE SENT UPON REQUEST

NET PRICES

Type	Net Price	Type	Net Price	Type	Net Price	Type	Net Price
311T	$16.00	FV-20	$17.50	HV-12	$18.00	930	$ 8.75
311CT	16.00	HV-18	22.50	HV-27	18.00	303U	18.00
311CH	18.00	952	16.40	CV-11	10.00	966	1.20

See other pages in this catalog for replacement condensers, resistors, insulators, switches, etc., needed for servicing short wave diathermy machines.

Net

Copyright by U. C. P., Inc.

GAMMATRON TUBES



Developed in the Gammatron plant the new types 454, 854 and 1054 have copper to glass seals and special plate, grid and filament design to give a new high in UHF performance. Other features: ability to stand high plate voltages, complete protection against failure through overloads and extra long life.

Fourteen years of pioneering and experience in tantalum tubes are built into this complete line covering a power range of 50 to 5000 watts. Also available are variations of these types and high vacuum tantalum rectifiers.

The Gammatron engineers responsible for these developments will be glad to help with your special problems.

HEINTZ AND KAUFMAN
SOUTH SAN FRANCISCO, LTD. CALIFORNIA, U.S.A.

TYPE NO.	24	54	152L	158	254	257*	304L	354C	354E	454L	454H	654	854L	854H	1054L	1554	2054A	3054
MAX. POWER OUTPUT: Class 'C' R.F.	90	250	610	200	500	230	1220	615	615	900	900	1400	1800	1820	3000	3600	2000	5300
PLATE DISSIPATION: Watts	25	50	150	50	100	75	300	150	150	250	250	300	450	450	750	1000	1200	1500
AVERAGE AMPLIFICATION FACTOR	25	27	10	25	25		10	14	35	14	30	22	14	30	13.5	14.5	10	20
MAX. RATINGS: Plate Volts	2000	3000	3000	2000	4000	4000	3000	4000	4000	5000	5000	4000	6000	6000	6000	5000	3000	5000
Plate M.A.	75	150	500	200	225	150	1000	300	300	375	375	500	600	600	1000	1000	800	2000
Grid M.A.	25	30	75	40	40	25	150	60	70	60	85	100	80	110	125	250	200	500
MAX. FREQUENCY, Mc.: Power Amplifier	200	200	175	100	175	150	175	50	50	150	150	50	125	125	100	30	20	30
INTERELECTRODE CAP: C g—p u.u.f.	1.7	1.8	5	4.6	3.6	0.04	9	3.8	3.8	3.4	3.4	5.5	5	4	5	11	18	15
C g—f u.u.f.	2.5	2.1	7	4.7	3.3	13.8 in.	12	4.5	4.5	4.6	4.6	6.2	6	8	8	15.5	15	25
C p—f u.u.f.	0.4	0.5	0.4	1.0	1.0	6.7 out.	0.8	1.1	1.1	1.4	1.4	1.5	0.5	0.5	0.8	1.2	7	2.5
FILAMENT: Volts	6.3	5.0	5-10	12.6	5.0	5.0	5-10	5	5	5	5	7.5	7.5	7.5	7.5	11	10	14
Amperes	3	5	13-6.5	2.5	7.5	7.5	13-26	10	10	11	11	15	12	12	21	17.5	22	45
PHYSICAL: Length, Inches	4¼	5¼	7¾	4¾	7	6¾	7¾	9	9	10	10	10⅜	12½	12½	16½	18	21¼	30¾
Diameter, Inches	1⅜	2	2½	2	2⅝	2⅝	3½	3⅜	3⅜	3¾	3¾	3¾	5	5	7	6	6	9
Weight, Oz.	1½	2½	8	4	6½	6	9	6½	6½	7	7	14	14	14	42	56	66	200
Base	Small UX	Std. UX	Johnson #213	Std. UX	Std. 50 Watt	Giant 7 Pin	Johnson #213	Std. 50 Watt	Std. 50 Watt	Std. 50 Watt	Std. 50 Watt	Std. 50 Watt	Std. 50 Watt	Std. 50 Watt	Johnson #214	HK 255	W.E. Co.	HK 255
*Beam Pentode.																		
NET PRICE	4.75	8.00	30.00	16.50	13.50	27.50	65.00	24.50	24.50	27.50	27.50	75.00	75.00	75.00	175.00	225.00	300.00	395.00

WRITE FOR FULL DATA ON ALL GAMMATRONS

GAMMATRON TUBES



ULTRA HIGH FREQUENCY LEADERS

● GAMMATRON tubes are made to give unusual UHF performance. Their low inter-electrode capacities special grid design, enclosed plate design to confine stray electrons, low grid drive requirements make for easy design of efficient UHF circuits. Their great stamina, absolute freedom from failure due to internal gas release and extra long life insure low tube costs in any type of service. GAMMATRON tubes are used by those who know and demand the best. Follow this lead —enjoy the best.



HIGH VACUUM RECTIFIERS

Type	253	953-B	953-D	953-E
Peak Inverse Volts	15,000	30,000	75,000	150,000
Max. Peak Current, ma	1,500	80	120	400
Max. Average Current, ma	350	40	60	200
Filament	Thor Tungsten	Tungsten	Tungsten	Tungsten
Filament Volts	5.0	7.5	7.5	15
Filament Amps.	11	6.5	11	15
Length, Inches	8½	7⅝	12½	22½
Diameter, Inches	2½	2	3¾	5
Base	50 Watt	M. 4 Pin	50 Watt	50 Watt
Net Price	$18.50	$12.00	$30.00	$75.00



892—SIX-POSITION BAND SWITCH

892-1	Ceramic Wafer, complete, with gaskets	$3.00
892-2	Index Head, less knob	3.00
892-3	Ceramic Drive Shaft, Length, 3 inches	.60
892-4A	Bakelite Drive Shaft, Length, 3 inches	.15
892-4B	Bakelite Drive Shaft, Length, 6 inches	.30
892-5	Dural Spacer and Stud, each	.25
892-6	Drive Shaft Coupling	.10

- WILL HANDLE 1 KW. R.F.
- VERSATILE APPLICATION
- NICKEL SILVER CONTACTS
- ALSIMAG INSULATION
- LOW LOSS-RELIABLE

MERCURY VAPOR RECTIFIERS

Type	872-A	869-A
Peak Inverse Volts	10,000	20,000
Max. Peak Current, ma	3,000	20,000
Max. Average Current, ma	350	4,000
Filament Volts	5.0	5.0
Filament Amps.	10.0	18.0
Length, Inches	8½	14½
Diameter, Inches	2¼	5
Base	50 Watt	3 Pin Jumbo
Net Price	$11.00	$125.00

GAMMATRONS of course

PRICES SUBJECT TO CHANGE WITHOUT NOTICE

Copyright by U. C. P., Inc.

RAYTHEON RK *Amateur* TUBES

Raytheon High Efficiency Beam Power Types

RK39* and RK66*

Cathode Type — Quick Heating
6.3v Heater — 6.3v Filament
35 Watts output—low drive
Price—either type $3.50

The RK39 — one of the most popular Raytheon Transmitting types—is suitable for practically all amateur classes of service. Highest quality parts are used throughout resulting in exceptional performance. This tube is now standard in many commercial transmitters requiring the utmost dependability. Recently developed for mobile use, the RK66 duplicates the fine characteristics and performance of the RK39 but has an efficient, long life, quick heating filament.

Raytheon Tubes for Radio Control of Models

Transmitter	Receiver
RK34*	RK62*
Price $3.50	Price $3.50

The combination of these two types is ideal for remote control of model airplanes, boats, etc. Even with battery operation at less than full ratings the RK34 will provide sufficient output to operate the RK62 receiver over an appreciable distance.

One type RK62 in our recommended super-regenerative circuit will provide sufficient power gain to operate a relay without additional amplifier tubes.

Raytheon Heavy Duty Tantalum Element Types

RK63*	RK65*
Triode	Tetrode
525 Watts output	510 Watts Output
Price $22.00	Price $34.50

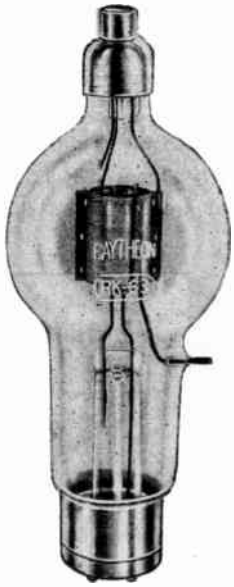

These two exceptional types are designed for higher power applications requiring long life and dependability. The tantalum elements and rigid exhaust schedules assure gas free operation under all conditions while low capacities, hard glass bulbs and ceramic bases aid in providing efficient results at ultra high frequencies.

Maximum results are obtained from the RK63 with but 17 watts drive but for maximum power gain the RK65 is recommended with only 6 watts drive required. This is particularly advantageous in applications requiring the fewest number of tubes in the rig.

These tubes may also be used as oscillators and as Class B amplifiers.

Raytheon High Vacuum Full Wave Rectifier

RK60*

600 volts — 250 ma.
Price $2.75

Specially designed to furnish power for 2 type RK39 or similar types. Applicable to all types of service particularly where operation is required under temperature conditions unsuitable for mercury vapor tubes.

A LOW-COST RECTIFIER OF CHARACTERISTIC *RAYTHEON* QUALITY*

THE 866A/866 AS *RAYTHEON* BUILDS IT!

One dollar and fifty cents never bought so much in a radio tube. Regardless of the price, our engineers had to build real performance into this tube—because it carries the name RAYTHEON. Save with safety. Ask your dealer for RAYTHEONS. They cost no more, but they're worth a lot more to you. Note the new higher ratings.

RAYTHEON HEARING AID TYPES

Number	Net Price	Type	FILAMENT			Purpose	RATED VOLTAGES		
			Volts	Amps.			Plate	Grid	Scr. Grid
CK501—CK501X	$3.00	Pentode	1.25	0.033	Oxide	Hearing Aid	30	0	30
CK502—CK502X	$3.00	Pentode	1.25	0.033	Oxide	Hearing Aid	30	0	30
CK503—CK503X	$3.00	Pentode	1.25	0.033	Oxide	Hearing Aid	30	0	30
CK504—CK504X	$3.00	Pentode	1.25	0.033	Oxide	Hearing Aid	30	0	30
CK505—CK505X	$3.00	Pentode	.625	0.030	Oxide	Hearing Aid	30	0	30

*SEE OTHER SIDE OF THIS PAGE FOR DETAILED DATA

Copyright by U. C. P., Inc.

DEPENDABLE RAYTHEON QUALITY

HIGH GAIN, LOW GRID-PLATE CAPACITY MULTI-GRID TRANSMITTING TUBES were first developed and manufactured by Raytheon. The RK-25, RK-39, RK-65 and RK-66 are all tubes of advanced design in this class. The RK-34, RK-38, RK-63 and RK-65 are now widely used in amateur, commercial and diathermy U.H.F. equipment. The RK-62 is a U.H.F. gas triode used in radio controlled model planes and boats. The RK-60 and the 10,000 volt 866A/866 represent real value in low price rectifier tubes. Raytheon has manufactured many million more gaseous rectifier tubes than any other company in the world.

IMPORTANT CHARACTERISTICS...RAYTHEON AMATEUR TUBES

No.	NET PRICE	TYPE	FILAMENT			PURPOSE	RATED VOLTAGES				POWER	
			Volts	Amps.			Plate	Grid	Scr. G.	Supp. G.	Pl. Diss.	Output
RK-12	$2.50	Triode	6.3	3.0	Thor.	Class B Mod.	750	0			25W	100W*
						Osc.-Rf. Amp.	750	—100			25W	55W
RK-20A	$15.00	Rf. Pentode	7.5	3.25	Thor.	Osc.-Rf. Amp.	1250	—100	300	0	40W	64W
						Osc.-Rf. Amp.	1250	—100	300	+45	40W	84W
						Supp. Mod. Phone	1250	—100	300	—45	40W	21W
RK-23	$4.50	Rf. Pentode	2.5	2.0	K	Osc.-Rf. Amp.	500	—90	200	0	10W	18W
						Osc.-Rf. Amp.	500	—90	200	+45	10W	22W
						Supp. Mod. Phone	500	—90	200	—45	10W	6.0W
RK-24	$2.25	Triode	2.0	0.12	Oxide	U. H. F. Osc.	180	—45			1.5W	2.0W
RK-25	$3.95	Rf. Pentode	6.3	0.9	K	CHARACTERISTICS SAME AS RK-23						
RK-28A	$28.50	Rf. Pentode	10.0	5.0	Thor.	Osc.-Rf. Amp.	2000	—100	400	0	125W	200W
						Osc.-Rf. Amp.	2000	—100	400	+45	125W	250W
						Supp. Mod. Phone	2000	—100	400	—45	125W	60W
RK-31	$10.00	Triode	7.5	3.0	Thor.	Class B Mod.	1250	0			40W	190W*
						Rf. Amp.	1250	—80			40W	190W
RK-34	$3.50	Dual Triode	6.3	0.8	K	Osc.-Rf. Amp.	300	—36			10W	16W*
						Class B. Mod.	300	—15			10W*	13W*
RK-37	$6.95	Triode	7.5	4.0	Thor.	Osc.-Rf. Amp.	1500	—130			50W	122W
						Class B. Mod.	1250	—35			50W	200W*
RK-38	$13.50	Triode	5.0	8.0	Thor.	Osc.-Rf. Amp.	2000	—200			100W	225W
						Class B. Mod.	2000	—52			100W	330W*
RK-39	$3.50	Beam Type Rf. Tetrode	6.3	0.9	K	Osc.-Rf. Amp.	600	—90	300		25W	36W
RK-43	$1.50	Dual Triode	1.5	.12	Oxide	Osc. Rf. Amp.	135	—20				
RK-47	$17.50	Beam Type Rf. Tetrode	10.0	3.25	Thor.	Osc.-Rf. Amp.	1250	—70	300	CT	50W	120W
RK-48A	$27.50	Beam Type Rf. Tetrode	10.0	5.0	Thor.	Osc.-Rf. Amp.	2000	—100	400	CT	100W	250W
						Class B Rf. Amp.	2000	—35	400	CT	100W	60W
RK-49	$1.25	Beam Type Rf. Tetrode	6.3	0.9	K	Osc.-Rf. Amp.	400	—50	250	CT	21W	25W
RK-51	$6.95	Triode	7.5	3.75	Thor.	Osc.-Rf. Amp.	1500	—250			60W	170W
RK-52	$6.95	Triode	7.5	3.75	Thor.	Class B. Mod.	1250	0			62.5W	250W*
						Osc.-Rf. Amp.	1500	—120			60W	135W
RK-56	$3.00	Beam Type Rf. Tetrode	6.3	0.55	K	Osc.-Rf. Amp.	300	—40	300		8W	12.5W
RK-57 /805	$13.50	Triode	10.0	3.25	Thor.	Osc.-Rf. Amp.	1500	—105			125W	215W
						Class B. Mod.	1500	—16			125W	370W*
RK-59	$4.50	Dual Triode.	6.3	1.0	Oxide	Osc.-Rf. Amp.	500	—60			15W*	32W*
						Class B. Mod.	500	—17			15W*	30W*
RK-60	$2.75	Full W. Rect.	5.0	3.0	Oxide	High Vacuum—61 V. Drop—750 V. R.M.S. per anode. 250 MA. Output Current.						
RK-62	$3.50	Gas Triode	1.4	0.05	Oxide	Det. Thyratron	45					
RK-63	$22.00	Triode	5.0	10.0	Thor.	Osc.-Rf. Amp.	3000	—200			200W	525W
						Class B. Mod.	3000	—60			200W	800W
RK-63A	22.00	Triode	6.3	14.0	Thor.	CHARACTERISTICS SAME AS RK-63 SHOWN ABOVE						
RK-64	$3.50	Rf. Pentode	6.3	0.5	Oxide	Osc.-Rf. Amp.	300	—30	100	+30	6W	10W
		U. H. F.	5.0	14.0	Thor.	Rf. Amp.	3000	—100	400		215W	510W
RK-65	$34.50	Tetrode										
RK-66	$3.50	Fil. Type Beam Tetrode	6.3	1.5	Thor.	Instant heating R.F., Amp., Doubler, Osc.	600	—60	300		30W	40W
RK-807	3.50	Beam Type	6.3	0.9	K	Osc.-Rf. Amp.	600	—50	250		25W	37.5W
866A/866	$1.50	Half W. Rect.	2.5	5.0	Oxide	Mercury Vapor Max. Inverse Peak 10000v. Peak Current 1.0A.						
872A	$11.00	Half W. Rect.	5.0	10.0	Oxide	Mercury Vapor Max. Inverse Peak 10000v. Peak Current 5.0A.						
RK-1851	$2.10	Pentode	6.3	0.45	K	Television Amp.	300	—2	150			

*Indicates value for Two Tubes.



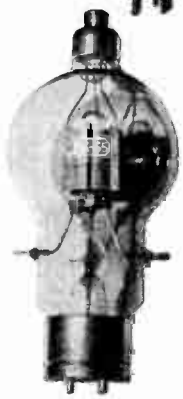

USE RK TUBES FOR THE MOST OUTPUT PER DOLLAR OVER THE LONGEST PERIOD OF TIME

RAYTHEON RK

NET

Copyright by U. C. P., Inc.

Transmitting and SPECIAL-PURPOSE TUBES

. . . for Performance Plus!

RCA Transmitting and Special-Purpose Tubes conform to the most exacting specifications. Components such as filaments, grids, anodes, and bases are carefully chosen for best results in terms of trouble-free performance and minimum overall cost to customer. Every tube is scrupulously tested during its manufacture. RCA Transmitting and Special-Purpose Tubes *cost less per hour of service.* Rely on them for absolute dependability.

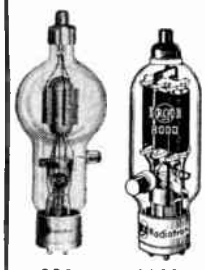

806 8000



809 811

813 866A/866



807 8005

833A

AIR COOLED TRANSMITTING TUBES

No.	Type	Max. Plate Input	Amateur Net Price
203-A	Triode	320 Watts	$10.00
211	Triode	220 Watts	10.00
800	Triode	100 Watts	10.00
801-A	Triode	42 Watts	3.45
802	Pentode	33 Watts*	3.50
803	Pentode	350 Watts	28.50
804	Pentode	150 Watts*	15.00
805	Triode	315 Watts	13.50
806	Triode	1000 Watts*	22.00
807	Beam	75 Watts*	3.50
808	Triode	200 Watts	7.75
809	Triode	100 Watts*	2.50
810	Triode	620 Watts*	13.50
811	Triode	225 Watts*	3.50
812	Triode	225 Watts*	3.50
813	Beam	360 Watts	22.00
814	Beam	225 Watts	17.50
815	Twin Beam	75 Watts*	4.50
825	UHF Inductive Output	100 Watts	34.50
826	UHF Triode	125 Watts	19.00
828	Beam	270 Watts*	17.50
829	UHF Twin Beam	120 Watts	19.50
832	UHF Twin Beam	36 Watts	17.00
833-A	Triode	2000 Watts*	85.00
834	UHF Triode	125 Watts	12.50
837	Pentode	32 Watts	7.50
838	Triode	220 Watts	11.00
845	Triode	100 Watts	10.00
852	Triode	300 Watts	16.40
860	Tetriode	300 Watts	32.50
1608	Triode	40 Watts	4.00
1610	Pentode	9 Watts	2.00
1613	Metal Pentode	17.5 Watts	1.95
1614	Metal Beam	35 Watts	2.49
1619	Metal Beam	30 Watts	4.75
1623	Triode	100 Watts*	2.50
1624	Beam	54 Watts	3.50
1628	UHF Triode	50 Watts	32.00
8000	Triode	620 Watts*	13.50
8001	Beam	300 Watts	27.50
8003	Triode	330 Watts	12.00
8005	Triode	300 Watts*	7.00

* ICAS Rating.

HIGH VOLTAGE RECTIFIERS

No.	Description and Max. Ratings	Amateur Net Price
2V3-G	½-Wave, High Vacuum. 16,500 v. peak; 0.012 a. peak	$2.80
2X2/879	½-Wave, High Vacuum. 12,500 v. peak; 0.1 a. peak	2.30
217-A	½-Wave, High Vacuum. 3,500 v. peak; 0.6 a. peak	20.00
217-C	½-Wave, High Vacuum. 7,500 v. peak; 0.6 a. peak	20.00
816	½-Wave, Mercury-Vapor. Junior of 866A/866 5,000 v. peak; 0.5 a. peak	1.00
836	½-Wave, High Vacuum. Heater Cathode. 5,000 v. peak; 1.0 a. peak	11.50
866-A/866	½-Wave, Mercury-Vapor. 10,000 v. peak; 1.0 a. peak	1.50
872	½-Wave, Mercury-Vapor. 7,500 v. peak; 5.0 a. peak	9.00
872-A	½-Wave, Mercury-Vapor. 10,000 v. peak; 5.0 a. peak	11.00
878	½-Wave, Mercury-Vapor. 10,000 v. peak; 5.0 a. peak	11.00
1616	½-Wave, High-Vacuum. 5,500 v. peak; 0.8 a. peak	5.75

TELEVISION KINESCOPES

No.	Description	List Price
3AP4/906-P4	3″ White-Phosphor-Screen Picture Tube	$18.25
5AP4/1805-P4	5″ White-Phosphor-Screen Picture Tube (Short Bulb)	27.50
5BP4/1802-P4	5″ White-Phosphor-Screen Picture Tube	27.50
7AP4	7″ White-Phosphor-Screen Picture Tube (Short Bulb)	36.00
9AP4/1804-P4	9″ White-Phosphor-Screen Picture Tube	62.50
12AP4/1803-P4	12″ White-Phosphor-Screen Picture Tube	75.00

808

815

829

832

Copyright by C. C. P., Inc.

PRICES SUBJECT TO CHANGE WITHOUT NOTICE

Transmitting and SPECIAL-PURPOSE TUBES

3AP1/906-P1

868

917

931

955

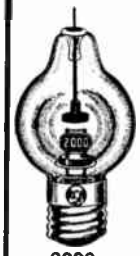

2000

ICONOSCOPES, ORTHICONS, and MONOSCOPES

No.	Description	List Price
1840	Orthicon for Direct and Film Pick-Up Camera	$650.00
1847	Iconoscope for Radio Amateurs	24.50
1848	Iconoscope for Portable Television Camera	525.00
1849	Iconoscope for Film Pick-Up Camera	650.00
1850	Iconoscope for Direct Pick-Up Camera	650.00
1898	3" Monoscope for Generating Test Pattern	24.00
1899	5" Monoscope for Generating Test Pattern	95.00

OSCILLOGRAPH TUBES

No.	Description	Amateur Net Price
3AP1/906-P1	3" Green Phosphor	$13.50
5BP1/1802-P1	5" Green Phosphor	24.75
902	2" Green Phosphor	7.50
904	5" Green Phosphor	52.50
905	5" Green Phosphor	45.00
907	5" Blue Phosphor	48.75
908	3" Blue Phosphor	18.00
913	1" Green Phosphor	4.00
914	9" Green Phosphor	85.00

PHOTOTUBES

No.	Description	Amateur Net Price
868	Gas Type. Sound Reproduction	$3.70
917	Vacuum type. Anode Cap	4.75
918	Gas Type. High Sensitivity	4.50
919	Vacuum type with Cathode Cap.	4.75
920	Gas type. Twin Unit	5.25
921	Gas type. Cartridge Style	2.00
922	Vacuum type. Cartridge Style	2.00
923	Gas type. High Sensitivity	2.60
924	Gas type. Screw Base	2.00
925	Vacuum type. 2⅝" long	2.00
926	Vacuum type. Cartridge Style	3.00
927	Gas type. Miniature Size	3.70
928	Gas type. Non-Directional	2.00
929	Vacuum type. High Sensitivity	3.00
930	Gas type. High Sensitivity	2.00
931	Electron Multiplier	12.00

UHF ACORN TUBES

No.	Description	Amateur Net Price
954	Pentode. Amp., Detector	$5.00
955	Triode. Detector, Amplifier	3.00
956	Pentode. Super-Control Amp.	5.00
957	Triode. 1.25-V., 0.05-a. fila.	3.00
958	Triode. 1.25-V., 0.1-a. fila.	3.00
959	Pentode. Super-Control Amp. 1.25-V., 0.05-a. fila.	5.00

UHF MIDGET TUBES

No.	Description	Amateur Net Price
9001	Pentode. Detector, Amplifier	$2.50
9002	Triode. Detector, Amplifier	2.00
9003	Pentode. Super-Control Amp.	2.50

VOLTAGE REGULATORS

No.	Description	Amateur Net Price
VR75-30	75 Volts, 5 to 30 ma.	$1.25
VR105-30	105 Volts, 5 to 30 ma.	1.25
VR150-30	150 Volts, 5 to 30 ma.	1.25
874	90 Volts, 10 to 50 ma.	1.50
991	48-68 Volts, 0.4 to 2 ma.	.90
9011	90 Volts, 5 to 40 ma.	1.25

GAS DIODES, GAS TRIODES, GAS TETRODES

No.	Description	Amateur Net Price
884	Gas Triode for Relay and Sweep Control. 6.3-V. Heater.	$2.00
885	Gas Triode for Relay and Sweep Control. 2.5-V. Heater.	2.00
2000	½-Wave Gas Rectifier. D-c output volts, 90. D-c output amperes, 6.	6.00
2050	Gas Tetrode for Relays. 650 V., 100 ma.	3.00
2051	Gas Tetrode for Relays. 350 V., 75 ma.	2.50

SPECIAL AMPLIFIER TUBES

No.	Description	Amateur Net Price
864	Triode. Low Microphonic. 1.1 V.	$1.00
1602	Triode. Low-Microphonic 7.5 V.	2.75
1603	Pentode. Low-Microphonic. 6.3 V.	4.75
1609	Pentode. Low-Microphonic 6.3 V.	1.60
1612	Heptode. Low-Microphonic. Metal	3.25
1621	Pentode. Long-service. Metal	2.50
1622	Beam. Long-service. Metal	2.75
1629	Electron-Ray. 12.6-V. heater	1.25
1631	Beam. 12.6-V. heater	2.00
1632	Beam. 12.6-V. heater	2.00
1633	Twin Triode. 25-V. heater	1.50
1634	Twin Triode	2.00
1851	Pentode. High Transconductance. Metal	2.10

RCA'S NEWEST AND FINEST TRANSMITTING TUBE GUIDE

Don't miss the new "RCA Guide for Transmitting Tubes." It is the finest, most complete amateur and engineering book on transmitting tubes ever published. 50% bigger than last year's Guide, it is illustrated with more than 100 photos and 57 circuits. Demonstrates typical use (with circuits) of individual tube type. Includes complete construction data on new transmitters such as a plate-modulated RCA-815 rig operating from 2½ to 20 meters; a high-power, single-control RCA-813 rig; an economy RCA-809 transmitter, and others.

Net Price ..... only 25c

PRICES SUBJECT TO CHANGE WITHOUT NOTICE

Copyright by C. C. P., Inc.

AMPEREX

GRAPHITE ANODE TRANSMITTING TUBES

FOR BROADCASTING, DIATHERMY, PHYSIOTHERAPY, AMATEUR AND INDUSTRIAL APPLICATIONS

Even cursory inspection will show how AMPEREX tubes differ from the mere adaptations of conventional tube types . . . Exclusive engineering developments and radical design refinements are incorporated in the structure of these tubes and reflected in their superior performance.

So universal has been the recognition of the merits and efficiency of these tubes that now more than 70% of all diathermy ultra short wave generators are equipped with AMPEREX tubes and thousands more are in operation in almost every country in the world . . . in broadcast, communication, amateur and industrial apparatus where they have replaced more costly or less efficient tubes.

HF-100

An ultra-high, normal R. F. power amplifier and oscillator and class B audio amplifier or modulator.

The HF-100 is one of a distinctive group of low voltage high current tubes, an original development of the AMPEREX ENGINEERING LABORATORIES. It is in addition characterized by an extraordinary high ratio of transconductance to interelectrode capacitance, a characteristic which is responsible for its outstanding efficiency in ultra-high frequency circuits.

GENERAL CHARACTERISTICS

Filament: Voltage	10-10.5
Current	2 amperes
Amplification Factor	23
Grid to Plate Transconductance @ 100 ma.	4200
Direct Interelectrode Capacitances:	
Grid to Plate	4.5 uuf
Grid to Filament	3.5 uuf
Plate to Filament	1.4 uuf

Net Price **$12.50**

HF-200



High and normal R. F. power amplifier, oscillator, class B modulator.

The HF-200 is another of the highly proficient ultra-high frequency generators of original AMPEREX design and development. The outstanding features of low voltage high current and a high ratio of transconductance to interelectrode capacitance are also properties of this tube.

GENERAL CHARACTERISTICS

Filament: Voltage	10-11 volts
Current	3.4 amperes
Amplification Factor	18
Grid to Plate Transconductance @ Plate Current of 150 ma.	5000 micromhos
Direct Interelectrode Capacitances:	
Grid to Plate	5.8 uuf
Grid to Filament	5.2 uuf
Plate to Filament	1.2 uuf

Net Price **$24.50**

HF-300



R. F. power amplifier, oscillator, class B modulator.

The HF-300 has found favor with many broadcasters and transmitter designers as a substitute for the 204A. A study of the operational data will disclose its superiority, in many classes of service, to the latter tube. It also, like the HF-100 and HF-200, is an efficient ultra-high frequency generator and possesses the characteristic common to AMPEREX designed tubes, of a high ratio of transconductance to interelectrode capacitance.

GENERAL CHARACTERISTICS

Filament: Voltage	11-12 volts
Current	4 amperes
Amplification Factor	23
Grid to Plate Transconductance @ 150 ma.	5600 micromhos
Direct Interelectrode Capacitances (App.):	
Grid to Plate	6.5 uuf
Grid to Filament	6.0 uuf
Plate to Filament	1.4 uuf

Net Price **$35.00**

ZB-120



Low Distortion zero-bias class B amplifier and modulator, high efficiency R. F. frequency multiplying power amplifier, conventional R. F. power amplifier.

The ZB-120 is an exclusive AMPEREX development. In common with other tubes of original AMPEREX design it is a low voltage high current type and possesses a high ratio of transconductance to interelectrode capacitance. Although it approaches nearer the ideal in a zero-bias class B tube it is also a highly efficient performer in many other classes of service.

GENERAL CHARACTERISTICS

Filament: Voltage	10-10.5 volts A.C. or D.C.
Current	2 amperes
Amplification Factor	90
Grid to Plate Transconductance @ 120 ma.	5000 micromhos
Direct Interelectrode Capacitances:	
Grid to Plate	5.2 uuf
Grid to Filament	5.3 uuf
Plate to Filament	3.2 uuf

Net Price **$10.00**

SEE REVERSE SIDE FOR COMPLETE LISTING AND NET PRICES

Copyright by U. C. P., Inc.

AMPEREX

AIR-COOLED VACUUM TUBES

866

MERCURY VAPOR RECTIFIER

GENERAL CHARACTERISTICS

Filament: Voltage	2.5 volts
Current	5.0 amperes
Type of filament	Exposed (coated)
Maximum inverse volts	7500
Average plate current	0.2 amperes
Peak plate current	0.6 amperes
Tube voltage drop	15

Net Price **$1.50**

801

AUDIO FREQUENCY AMPLIFIER AND MODULATOR

GENERAL CHARACTERISTICS

Filament: Voltage	7.5 volts
Current	1.25 amperes
Class A operation	
D.C. Plate	600 volts
Grid	—55 volts
Plate current	30 mills
Plate Amplif. Constant	8
Plate resistance	4300 ohms
Mutual conductor	1840 micromhos
Undistorted power output	3.8 watts
Class B operation	2 tubes
Max. D.C. Plate	600 volts
Max. D.C. Plate Current	70 mills
Grid	—75 volts
Effective load resistance	10000 ohms
Power output	45 watts

Net Price **$3.25**

AIR COOLED THREE ELECTRODE VACUUM TUBES

TYPE	PRICE		CODE	Fil. Voltage	Fil. Current Amps.	Max. Plate Dis. Watts
203A	$10.00	A	Beech	10.0	3.25	100
205D	5.00	A	Elm	4.5	1.6	15
211	10.00	A	Fir	10.0	3.25	100
211B	17.50	A	Redwood	10.5	3.25	120
211C	17.50	A	Cedar	10.0	3.25	120
211D	15.00	A	Ash	10.0	3.25	100
211H	17.50	A	Oak	10.0	3.25	120
242A	12.50	A	Walnut	10.0	3.25	85
242B	12.50	A	Cypress	10.0	3.25	100
242C	15.00	A	Amber	10.0	3.25	100
261A	17.50	A	Sassafras	10.0	3.25	120

TYPE	PRICE		CODE	Fil. Voltage	Fil. Current Amps.	Max. Plate Dis. Watts
264B	$1.75	A	Cherry	1.5	.3	
800	10.00	A	Holly	7.5	3.25	50
805	13.50	A	Locust	10.0	3.25	125
830	8.75	B	Plum	10.0	2.0	40
830B	10.00	A	Spruce	10.0	2.0	60
838	11.00	A	Currant	10.0	3.25	120
841	3.25	A	Maple	7.5	1.25	20
842	3.25	A	Willow	7.5	1.25	20
845	11.00	A	Hemlock	10.0	3.25	100
852	16.40	A	Dogwood	10.0	3.25	100
864	1.50	A	Tulip	1.1	.25	

MERCURY VAPOR RECTIFIERS

TYPE	PRICE		CODE	Fil. Voltage	Fil. Curr. Amps.	Peak Inverse Voltage	Peak Plate Current Amps.	
249B	$10.00	A	Laurel	2.5	7.5	7500	1.5	Shielded Filament
258B	9.85	A	Bayberry	2.5	7.5	7500	1.5	Shielded Filament
267B	23.00	A	Lily	5.0	6.75	7500	2.5	Shielded Filament
353A	17.50	A	Chestnut	5.0	6.75	10000	2.5	Shielded Filament
575A	35.00	A	Magnolia	5.0	10.0	15000	6.0	Shielded Filament
866A	2.50	A	Basswood	2.5	5.0	10000	1.0	Shielded Filament
872	9.00	A	Cottonwood	5.0	10.0	7500	2.5	
872A	11.00	A	Gum	5.0	7.5	10000	5.0	Shielded Filament

GAS FILLED RECTIFIERS

TYPE	PRICE		CODE	Fil. Voltage	Fil. Curr. Amps.	OUTPUT D. C. Voltage	OUTPUT D. C. Curr. Amps.
2 Amp.	$4.00	S	Moss	2.0	12.0	75	2
6 Amp.	6.00	S	Iris	2.2	18.0	100	6
15 Amp.	13.00	S	Rose	3.0	30.0	75	12

Copyright by U. C. P. Inc.

ELECTRONIC TUBES

for Transmitting Service

Priced Low
Unsurpassed in Value

● General Electric has designed and built tubes to meet the most exacting requirements on land and sea and in the air for three decades. G.E. on a transmitting tube assures you of long, dependable service at low cost. Bulletin GEA-3315 lists the complete G-E transmitting-tube line, together with technical data and prices. Ask for a copy.

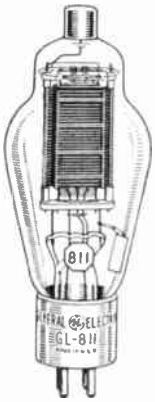

FOR ECONOMICAL MEDIUM POWER

GL-811 . . . . . High Mu Triode

ICAS* Class B Modulator Rating (2 tubes)

Max. Plate Volts	1500
Max. Plate Current	200 mils
Driving Power	10.5 watts
Output Power	225 watts

Net $3.50

GL-812 . . . . . Low Mu Triode

ICAS* Class C. Telegraph Rating

Max. Plate Volts	1500
Max. Plate Current	150 mils
Driving Power	6.5 watts
Power Output	170 watts
Max. Frequency	100 mc

Net $3.50

*Intermittent Commercial and Amateur Service.

TOPS IN "50-WATTERS"

GL-838

Class B Audio
260 watts output
(2 tubes)
Class C Telephony
100 watts output
Class C Telegraph
130 watts output
Max. Frequency
30 mc at full input
120 mc at reduced ratings

Net $13.25



NET PRICES

GL-203A	$12.00
GL-211	12.00
GL-800	10.00
GL-801	3.45
GL-802	3.50
GL-803	28.50
GL-805	15.00
GL-806	22.00
GL-807	3.50
GL-809	2.50
GL-810	13.50
GL-811	3.50
GL-812	3.50
GL-813	22.00
GL-814	17.50
GL-815	4.50
GL-829	19.50
GL-833	85.00
GL-837	7.50
GL-838	13.25
GL-845	12.00
GL-860	32.50
GL-866A/866	1.50
GL-872	9.00
GL-872A	11.00
GL-1623	2.50

G-E BEAM POWER TUBES

for More Power with Less Equipment

Low Driving Power—Quick Band Change

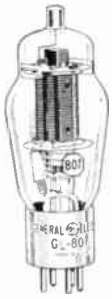

GL-807 . . . . . Net $3.50

● The G-E beam tube for your low-power requirements. Oscillator, amplifier, frequency multiplier or modulator —you can't buy a more versatile performer for $3.50! Less than half a watt drives two 807's; ICAS cw output 100 watts!

GL-814 . . . . . Net $17.50

● The G-E beam power tube for any medium-power r-f application up to 30 mc. 150 watt cw 130 watts plate-modulated phone (ICAS) with 1.5 or 3.2 watts driving power respectively. A fb frequency multiplier, too. $17.50 puts one in your rig.

GL-813 . . . . . Net $22.00

● The G-E beam tube for high power. It will produce 150 watts cw as a crystal oscillator, 500 watts cw with only 1 watt driving power. An excellent frequency multiplier. Makes quick band change at high power easy.

G-E MERCURY-VAPOR RECTIFIERS

GL866A/866
Net $1.50

All the sock of the 866A for the price of the 866.

Better performance, longer life, lower cost.

Max. Peak Inverse Volts 10,000
Peak Plate Current . 1 amp.
Average Plate Current 0.25 amp.

FOR HEAVY DUTY

GL-872 . . Net $9.00

Max Peak Inverse Volts 7500
Peak Plate Current 5 amp.
Average Plate Current 1.25 amp.

GL-872A Net $11.00

Max Peak Inverse Volts 10,000
Peak Plate Current . 5 amp.
Average Plate Current 1.25 amp

Copyright by G. E. P., Inc

Subject to Change Without Notice

PYRANOL CAPACITORS

Cost Less because They Last Longer

COMPACT DEPENDABLE INDIVIDUALLY TESTED FIREPROOF
ROUND OR RECTANGULAR UPRIGHT OR INVERTED MOUNTING
CONTINUOUS OPERATION AT 10% OVERLOAD HERMETICALLY SEALED

Thousands of G-E Pyranol Capacitors are in service all over the world. Materials closely controlled as to quality, manufacturing processes under careful engineering and laboratory supervision, years of tested application experience—all these combine to give amateurs an unexcelled capacitor.

Pyranol Capacitors patented by General Electric Company contain non-inflammable dielectric developed by General Electric.* Its extraordinary insulating and dielectric properties make possible the unusual compactness of G-E capacitors.

Hermetical sealing assures permanence of the characteristics of Pyranol capacitors; contamination from air and moisture is impossible. G-E Pyranol capacitors are noted for their long life. For additional information ask for Bulletin GEA-2021C. General Electric, Schenectady, N. Y.

LOW CAPACITY, SMALL SIZE UNITS

Volts D-C	Mfd	Catalog No.	Net Price
500	1.0	23F154	$1.95
1000	0.01	23F155	1.29
1000	0.05	23F156	1.44
1000	0.1	23F157	1.62
1000	0.25	23F158	1.77
1000	0.5	23F159	1.95

RATINGS AND PRICES
Rectangular Cases

Volts D-C	Mfd	Base Mounting Cat. No.	Base Mounting Net Price	Inverted Mounting Cat. No.	Inverted Mounting Net Price
600	1	23F1	$2.25	26F172	$2.25
	2	23F2	2.76	26F167	2.76
	4	23F4	3.54	26F106	3.54
1000	1	23F10	2.40	26F156	2.40
	2	23F11	3.24	26F157	3.24
	4	23F13	4.05	26F93	4.05
	5	23F14	4.86	26F176	4.86
1500	1	23F20	2.91	26F181	2.91
	2	23F21	4.05	26F182	4.05
	4	23F23	5.52	26F184	5.52
	5	23F24	5.85	26F185	5.85
2000	1	23F30	3.57	26F190	3.57
	2	23F31	4.20	26F191	4.20
	4	23F33	5.85	26F193	5.85
	5	23F34	6.48	26F194	6.48
2500	1	23F39	5.16	26F199	5.16
	2	23F40	8.40	26F200	8.40
	4	23F41	11.64	26F201	11.64
3000	1	23F42	7.74	26F202	7.74
	2	23F43	9.72	26F203	9.72
	4	23F44	14.28	26F204	14.28
4000	0.5	23F45	11.70	26F205	11.70
	1	23F46	14.28	26F206	14.28
	2	23F47	18.00	26F207	18.00
5000	0.5	23F48	12.96	26F208	12.96
	1	23F49	16.20	26F209	16.20
	2	23F50	20.70	26F210	20.70

RATINGS AND PRICES
Cylindrical Cases

Volts D-C	Mfd	Catalog No.	Net Price
600	2	23F60	$2.10
	3	23F61	2.40
	4	23F62	2.91
1000	1	23F63	1.77
	2	23F64	2.40
	3	23F65	2.76
	4	23F66	3.06
1500	0.5	23F67	1.95
	1.0	23F68	2.25
	2.0	23F69	3.06
2000	1.0	23F70	2.91
	2.0	23F71	3.24

* Reg. U. S. Pat. Off.

Subject to Change Without Notice

Copyright by U. C. P., Inc.

In Most All the Important NEW Developments in Radio You'll Find Eimac Tubes Every Time

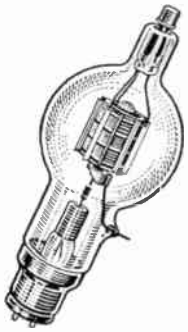

A NEW CONCEPTION OF VACUUM TUBE CONSTRUCTION

Long filament life, uniformity of characteristics, outstanding performance and complete freedom from failure caused by gas. These, and other features of Eimac tubes, have been the result of patient research, study and extensive experimentation. Old theories have been discarded and an entirely new conception of vacuum tube construction discovered. Fundamentally, Eimac tubes are far in advance of the industry. New design principles and construction methods give them a marked degree of superiority over conventional tube types.

Cause of Emission Failure

Eimac engineers disproved the popular fallacy that high anode temperatures destroy emission. These high temperatures, or overloads, merely release gas from certain types of tube elements. This gas, not heat, is the cause for emission failure. Conventional anode materials and ceramics, as used for internal insulators, are the main sources of this poison gas. Eimac's recognition of this fact blasted many old theories and led the way for an advanced technique of vacuum tube construction. Processes and materials are used which enable Eimac to develop a real vacuum without the use of a chemical agent or "getter." THE RADICAL DESIGN OF EIMAC TUBES PRACTICALLY ELIMINATES INTERELECTRODE CAPACITIES.

Tantalum Plates & Grids

Both plates and grids are fabricated from completely de-gassed tantalum and mounted into clear glass envelopes without the use of internal insulators. Tantalum is the best suited material to vacuum tube construction because it has the smallest original gas content of any known metal. (1/10 that of Molybedenum and only 1/1000 that of carbon such as commonly used for anodes). This relatively small gas content is entirely removed by an exclusive Eimac process (pat. applied for). Anodes are suspended from the top of the bulb and grids are permanently secured without the use of extra supporting bars. This greatly increases the effective area of the plate and reduces the amount of grid current necessary for top performance.

A New Thoriated Filament

Certain negative conditions which existed in the old type filament, such as: low ratio of usable to peak plate current, "cranky" filament voltage, tubes going flat for no apparent reason; are practically eliminated with the new Eimac thoriated filament. Specifically this new filament operates at a lower temperature and all forms of "cheating" such as under processing are not attempted. This results in the highest possible thermionic efficiencies plus longer filament life and uniformity. A special support makes displacement impossible, hence characteristics are never altered.

Eimac Guarantee

Eimac tubes are conservatively rated as to plate dissipation and are unconditionally guaranteed against failure caused by gas released internally. Momentary overloads of as much as 400% to 600% which is sufficient to cause the anode to become incandescent will positively not release gas. Spotlessly clean glass bulbs and metal parts, perfect alignment of the elements and uniformity of electrical characteristics attest the skill of the artisans who fabricate Eimac tubes.

Eimac TUBES

Eimac Tubes are now being used by practically every Commercial Airline in the United States.

SEE REVERSE SIDE FOR COMPLETE DATA ON ALL EIMAC TUBES

Copyright by U. C. P., Inc.

UNCONDITIONALLY GUARANTEED AGAINST TUBE FAILURES CAUSED BY GAS RELEASED INTERNALLY

This chart gives the essential data and characteristics of the most popular Eimac tubes

	Eimac tubes	35T	35 TG	Twin 30	UH 50	75T	100 TL	100 TH	152 TL	250 TL	250 TH	304 TL	450 TL	450 TH	750 TL	1000 UHF	1500 T	2000 T
CHARACTERISTICS	Filament Voltage (volts)	5	5 to 5.1	6	7.5	5	5	5	5 or 10	5	5	5 or 10	7.5	7.5	7.5	7.5	7.5	10
	Filament Current (amperes)	4	4	4	3.25	6.5	6.5	6.5	13 or 6.5	10.5	10.5	26-13	12	12	21	16	26	26
	Amplification Factor	30	30	32	10.6	10	12	30	10	13	32	10	16	30	13.5	30	18.5	18.5
	Grid-Plate Capacity (mmfds)	1.9	1.7	2*	2.6	2.3	2.3	2	5	3.5	3.3	5	4	4	4.5	4	7	9
	Grid-Filament Cap. (mmfds)	4.0	1.9	1.9*	2.2	2.2	2	2.2	5	3	3.5	10	4	4	6.0	6	10	13
	Plate-Filament Cap. (mmfds)	.2	.2	.2	.3	.3	.4	.3	.75	.5	.3	1.5	.6	.6	.8	.6	.9	1
	Bulb	T14 Nonex	T14	T14 Nonex	S21 Nonex	G22 Nonex	GT25 Nonex	GT25 Nonex	620	GT30 Nonex	GT30 Nonex	628	GT40 Nonex	GT40 Nonex	GT56 Nonex	GT40 Nonex	GT56 Nonex	GT64 Pyrex
	Base	Isolantite UX4 Prong	Isolantite UX4 Prong	Isolantite UX4 Prong	Isolantite UX4 Prong	Isolantite UX4 Prong	Isolantite UX4 Prong	Isolantite UX4 Prong	Johnson #213 Special	Standard 50 Watts	Standard 50 Watts	Johnson #213 Special*	Standard 50 Watts	Standard 50 Watts	Johnson 214 Special	Standard 50 Watts	Johnson 214 Special	Johnson 214 Special
	Overall Height (inches)	5½	5⅛	4¾	6¾	7	7½	7½	7⅛	9¾	9¾	7⅛	12½	12½	16½	12½	16½	17½
	Maximum Diameter (inches)	1¾	1¾	3	2⅝	2¾	3⅛	3⅛	2½	3¾	3¾	3½	5	5	7	5	7	8
Maximum Ratings	Max. Plate Voltage (volts)	2000	2000	1500	1250	3000	3000	3000	3000	3000	3000	3000	6000	6000	6000	6000	6000	6000
	Max. Plate Current (millamps)	150	150	85*	125	175	225	225	500	350	350	1000	500	500	1000	750	1250	1750
	Max. Grid Current (millamps)	35	30	30*	25	30	35	60	75	50	100	150	75	125	125	125	175	225
	Plate Dissipation (watts)	70	70	30*	50	75	100	100	150	250	250	300	450	450	750	1000	1500	2000
	Power Output (watts)	240	240	175	125	300	400	400	600	800	800	1200	1800	1800	3000	3500	5000	7500
FCC	Power Output (watts) High Level Modulated	50	50	....	....	100	100	100	...	350	350	...	500	500	1000 2500:	1000 2500:	2500	2500 7500:
	Power Output (watts) Linear Amplifier	....	....	....	....	25	50	50	....	125	125	....	125	125	350	350	500	1000
	LIST PRICE (NET)	$6.00	$6.75	$13.50	$12.50	$9.00	$13.50	$13.50	$20.00	$24.50	$24.50	$65.00	$75.00	$75.00	$175	$175	$225	$300

VACUUM TANK CONDENSERS

Only 6½ inches long with a diameter of 2¼ inches, yet it carries a peak rf voltage rating of 32,000. May be used in a push pull 100% modulated transmitter operating at 4000 volts on the plate . . . higher voltages may be used with single ended transmitters where no modulation is required. Proper combinations of the standard units will produce any desired capacity for optimum circuit efficiencies on any frequency at any voltage. Rf current rating 20 to 50 amperes per unit depending upon frequency.

Type	Capacity	Rating	Price
VC 6-20	6 mmfd	20,000 Volts RF Peak	$10.00
VC 12-20	12 mmfd	20,000 " " "	11.30
VC 25-20	25 mmfd	20,000 " " "	14.00
VC 50-20	50 mmfd	20,000 " " "	16.70
VC 6-32	6 mmfd	32,000 " " "	12.00
VC 12-32	12 mmfd	32,000 " " "	13.30
VC 25-32	25 mmfd	32,000 " " "	16.00
VC 50-32	50 mmfd	32,000 " " "	18.70

MERCURY VAPOR RECTIFIERS

	RX21	Grid Control KY21
Filament Voltage	2.5 volts	2.5 volts
Filament Current	10 amperes	10 amperes
Peak Inverse Voltage	11,000 volts	11,000 volts
Peak Plate Current	3 amperes	3 amperes
Aver. Plate Current	.75 amps.	.75 amps.
NET PRICE	$7.50	$10.00

Complete data sheets are available for every Eimac tube. Write for these data now.

Eimac TUBES



EIMAC 304T

4 Triodes in one . . . the Eimac 304T tube was designed in the Eimac laboratories for the precise purpose of providing a high power, low voltage (1000 to 2500 volts) tube having an extremely low internal resistance which would operate efficiently up to 200 megacycles. In actual operation Eimac 304T tubes are seeing service with as much as 20,000 volts on the plates . . . 10 times the rated voltage. **Price $65.00**

PRICES SUBJECT TO CHANGE WITHOUT NOTICE

Copyright by U. C. P., Inc.

Westinghouse RADIO TRANSMITTING TUBES

Westinghouse manufactures a complete line of transmitting tubes for broadcasting and other uses. These tubes reflect in quality and performance the accumulated experience of the oldest name in commercial radio broadcasting. Be sure to specify Westinghouse when ordering Radio Transmitting Tubes. They are dependable, efficient, and economical to operate.

AIR-COOLED TYPES

Type Number	Net Price	Class	CATHODE Volts	CATHODE Amps.	PLATE Max. Volts	PLATE Max. Amps.	PLATE Max. Dissipation Watts	Max. Mc. For Max. Plate Volts & Input	Cap. Grid. Plate *uuf.*	Mu or Gm
WL-203A	$10.00	Triode	10	3.25	1250	0.175	100	15	14.5	25
WL-204A	85.00	Triode	11	3.85	2500	0.275	250	3	15	23
WL-211	10.00	Triode	10	3.25	1250	0.175	100	15	14.5	12
WL-800	10.00	Triode	7.5	3.25	1250	0.080	35	60	2.5	15
WL-802	3.50	Pentode	6.3‖	0.90	500	0.060	10	30	.15	2250
					600*	0.060*	13*			
WL-803	28.50	Pentode	10	5.00	2000	0.175	125	20	.15	4000
WL-805	13.50	Triode	10	3.25	1500	0.210	125	30	6.5	50
WL-806	22.00	Triode	5	10.0	3000	0.200	150	30	4.2	12.6
					3300*	0.300*	225*			
WL-807	3.50	Beam	6.3	0.90	600	0.100	25	60	0.2	6000
					750*	0.100*	30*			
WL-809	2.50	Triode	6.3	2.50	750	0.100	25	60	6.7	50
					1000*	0.100*	30*			
WL-810	13.50	Triode	10.0	4.50	2000	0.250	125	30	4.8	35
					2250*	0.275*	150*	....	....	....
WL-811	3.50	Triode	6.3	4.00	1250	0.125	40	60	5.5	160
					1500*	0.150*	55*			
WL-812	3.50	Triode	6.3	4.00	1250	0.125	40	60	5.3	29
					1500*	0.150*	55*			
WL-813	22.00	Beam	10.0	5.00	2000	0.180	100	30	0.2	3750
WL-814	17.50	Beam	10.0	3.25	1250	0.150	50	30	0.1	3300
					1500*	0.150*	65*			
WL-815	4.50	2-Beam	6.3	1.6	500*	0.150*	25*	150	0.2	4000
WL-828	17.50	Beam Pentode	10.0	3.25	1250	0.160	70	30	0.05	2800
					1500*	0.180*	80*			
WL-833A	85.00	Triode	10.0	10.00	3000	0.500	300	30	6.3	35
					‡4000	‡0.500	‡400	20		
					‡4000*	‡0.500*	‡450*	20		
WL-837	7.50	Pentode	12.6	0.70	500	0.080	12	21	0.2	3400
WL-838	11.00	Triode	10.0	3.25	1250	0.175	100	30	8.0	54
WL-845	10.00	Triode	10.0	3.25	1250	0.175	100	....	....	53
WL-849	120.00	Triode	11.0	5.00	2500	0.350	400	3	33.5	19
WL-851	195.00†	Triode	11.0	15.50	2500	1.00	750	3	47	20.5
WL-860	32.50	Tetrode	10.0	3.25	3000	0.150	100	30	0.08	1100
WL-861	195.00†	Tetrode	11.0	10.0	3500	0.350	400	20	0.10	2100
WL-865	12.75	Tetrode	7.5	2.0	750	0.060	15	15	0.10	750

Ratings given are typical for continuous commercial service (CCS). For design purposes complete ratings should be requested.
* These ratings are for intermittent commercial and amateur service (ICAS).
† F.O.B. Bloomfield. ‡ Ratings with forced air cooling. ‖ Heater type cathode.


WL-806

WL-807

WL866A/866

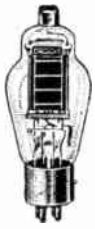
WL-809

WL-803

WL-211

FORCED-AIR COOLED TRIODES

Type Number	Net Price†	CATHODE Volts	CATHODE Amps.	PLATE Max. Volts	PLATE Max. Amps.	PLATE Max. Dissipation Watts	MAX. FREQ. MC. At Max. Plate Input	MAX. FREQ. MC. At 50% Max. Plate Input	Mu
WL-889R	$375.00	11	125	8500	2	5000	25.0	100	21
WL-891R	410.00*	11*x*	60*x*	10000	2	4000	1.6	20	8
WL-892R	410.00*	11*x*	60*x*	12500	2	4000	1.6	20	50
WL-893R	1050.00‡	10*y*	61*y*	20000	4	20000	5.0	40	36

x Single or two-phase filament (Two units); voltage is per unit, current is per unit. † F.O.B. Bloomfield.
y Single, three or six-phase filament (Six units); voltage is per unit; current is per unit.
* $100 credit for return of radiator and crate in good condition.
‡ On a replacement tube, a saving may be made by returning radiator and crate to factory in good usable condition. The returned radiator will be applied to a new WL-893 at regular price plus an additional service charge of $100.00.

WL-891
WL-892

WATER-COOLED TRIODES

Type Number	Net Price†	CATHODE Volts	CATHODE Amps.	PLATE Max. Volts	PLATE Max. Amps.	PLATE Max. Dissipation Watts	MAX. FREQ. MC. At Max. Plate Input	MAX. FREQ. MC. At 50% Max. Plate Input	Mu
WL-207	$300.00	22	52	15000	2	10000	1.6	20	20
WL-862	1650.00‖	33	207	20000	10	100000	1.6	..	48
WL-880	750.00	12.6	320	10500	6	20000	25.0	100	21
WL-889	275.00	11	125	8500	2	5000	50.0	150	21
WL-891	285.00	11*x*	60*x*	12000	2	6000	1.6	20	8
WL-892	285.00	11*x*	60*x*	15000	2	10000	1.6	20	50
WL-893	750.00	10*y*	61*y*	20000	4	20000	5.0	40	36
WL-898	1650.00	16.5*y*	70*y*	20000	10	100000	1.6	..	44
WL-899A	750.00	14.5	180	18000	5	30000	5.0	60	27

x Single or two-phase filament (Two units); voltage is per unit, current is per unit. † F.O.B. Bloomfield.
y Single, three or six-phase filament (Six units); voltage is per unit; current is per unit.
‖ $18 credit for return of crate in good condition; also $10 credit for return of tube.

DIODE RECTIFIER TYPES

Type Number	Net Price	Class	Cooling	CATHODE Volts	CATHODE Amps.	Peak Inverse Volts	Avg. Plate Amps.	Peak Plate Amps.
WL-531	125.00†	Vacuum	Forced Air	11.5	20	50000	0.29	0.75
WL-857B	240.00†	Mercury	Air	5	30	22000	10.0	40
WL-866A/866	1.50	Mercury	Air	2.5	5	10000	0.25	1
WL-869B	125.00†	Mercury	Air	5	18	20000	2.50	10
						15000‡	5.00‡	15‡
WL-872	9.00	Mercury	Air	5	10	7500	1.25	5
WL-872A	11.00	Mercury	Air	5	6.75	10000	1.25	5

‡ Quadrature Filament Excitation. † F.O.B. Bloomfield.

WL-872A


WL-204A

Copyright by U. C. P., Inc.

Westinghouse INDUSTRIAL TUBES

Westinghouse was a pioneer in the manufacture and application of industrial tubes. Through the years, untiring research and engineering skill have been combined to produce dependable electronic devices and tubes for every industrial requirement. Ask for Westinghouse tubes and be sure of getting a quality product.

PLIOTRONS—THERAPY OSCILLATOR TRIODES

Tube Type Number	Net Price†	FILAMENT Volts	FILAMENT Amps.	PLATE Volts	PLATE Milla.	PLATE Diss. Watts	Max. Mc. For Full Volts & Input	Cap G-P *uuf*	Amp. Factor	Max. Length Inches	Max. Dia. or Radius Inches
WL-469	$18.00	10	3.25	1500	200	100	20	13.5	12	7 7/8	2 9/16
WL-471	20.00	10	3.25	1500	200	100	20	13.5	12	8 7/8	2 9/16
WL-195	26.00	10	3.25	3000	125	125	30	2.8	12	8 3/4	4 1/4 *
WL-196	26.00	10	3.25	3000	125	125	30	3.0	35	8 1/4	4 1/4 *
WL-468	24.75	10	4.1	2000	200	150	20	7.25	18	11	3 1/16
WL-460	26.00	10	4.1	2500	200	150	50	7.5	18	11	2 7/8 *
WL-463	37.00	11	5.0	2500	275	200	50	7.5	22	11 1/2	2 7/8 *

* Indicates Radius.

WL-469

WL-468

PLIOTRON—ELECTROMETER TRIODE

RH-507	$24.50	2.0	0.06	4	0.2	....	....	....	0.8	5	1 9/16

THYRATRONS

Tube Type Number	Net Price†	Peak Inverse Volts	Average Amps.	Peak Anode Amps.	Gas	Control	FILAMENT Volts	FILAMENT Amps.	Max. Length Inches	Max. Dia. or Radius Inches
WL-629	$ 4.50	350	0.04	0.2	Inert	Neg.	2.5	2.6	4 1/2	1 9/16
KU-636	15.00	350	0.1	0.4	Inert	Neg.	2.5	7.0	7	2 7/16
KU-610	17.50	500	0.1	0.4	Inert	Pos.	2.5	6.5	6 1/2	2 7/16
WL-631	15.00	1000	2.5	15.0	Merc.	Neg.	5.0	4.5	7 1/4	3 1/16
WL-632	19.00	1000	2.5	15.0	Merc.	Neg.	5.0	4.5	7 15/16	2 1/4 *
KU-676	40.00	1000	6.4	40.0	Merc.	Neg.	5.0	9.5	11 7/8	3 7/8
KU-627	11.00	2500	.64	2.5	Merc.	Neg.	2.5	6.0	7	2 7/16
KU-628	22.00	2500	2.0	8.0	Merc.	Neg.	5.0	11.5	9 1/4	3 1/4
KU-634	37.50	7500	1.25	5.0	Merc.	Neg.	5.0	11.5	9	3 13/16
KU-677	40.00	7500	4.0	16.0	Merc.	Neg.	5.0	9.5	11 3/8	3 7/8

* Indicates radius.

WL-460

WL-629

GRID GLOW TUBE

KU-618	$ 9.50	800	0.015	0.10	Inert	Pos.	Cold Cathode	5 3/4	2 3/16

KENOTRONS—VACUUM RECTIFIER TUBES

Tube Type Number	Net Price†	Peak Inverse Volts	Average Anode Amps.	Peak Anode Amps.	Full or Half Wave	FILAMENT Volts	FILAMENT Amps	Max. Length Inches	Max. Diam. Inches
RO-585	$12.00	1500	.003	.005	Half	5.0	1.1	4 3/8	1 9/16
WL-579B	9.50	20000	.025	.27	Half	2.5	6.0	7 1/4	2 1/8
WL-608	120.00	60000	.06	.20	Half	10	10	14 3/4	5 1/8
WL-613	150.00	140000	.06	.20	Half	11	10	19	5 1/8
WL-456	125.00	140000	.06	.20	Half	11	20	18 7/8	5 1/8
WL-612	195.00	150000	.24	.75	Half	10	50	25 5/32	6 1/8
WL-660	200.00	230000	.03	.10	Half	10	10	33	6 1/8

PHANOTRONS—GAS RECTIFIER TUBES

Tube Type Number	Net Price†	Peak Inverse Volts	Average Anode Amps.	Peak Anode Amps.	Gas	Full or Half Wave	FILAMENT Volts	FILAMENT Amps.	Max. Length Inches	Max. Diam. Inches
WL-786	$67.00	1500	30.0	150.0	Mercury	Half	2.5	100.0	19 1/2	4 1/8
WL-669	8.00	1000	1.0*	3.1	Mercury	Full	2.5	12.0	6	2 1/8
WL-670	15.00	1000	3.0*	9.5	Mercury	Full	2.5	24.0	7 1/2	3 1/8

* The plate current values are per anode, and double these figures can be obtained when using both anodes in a proper circuit.

PHOTOTUBES

Tube Type Number	Net Price†	Spectral Range	Typical Micro. Amps. Per Lumen	Description	Cathode Surface Material	Maximum Anode Volts	Aperture Inches
SR-50	$5.00	Deep Red—Violet	15	Vacuum	Cs-O	500	11/16 x 1 3/8
SR-53	7.50	Deep Red—Violet	25	Vacuum	Cs-O	500	11/16 x 1 3/8
SK-60	5.00	Deep Red—Violet	60	Gas	Cs-O	90	5/16 x 1 3/8
SK-63	7.50	Deep Red—Violet	125	Gas	Cs-O	90	13/16 x 1 3/4
WL-734	2.60	Deep Red—Violet	15	Vacuum	Cs-O	500	9/16 x 1 3/8
WL-735	2.60	Deep Red—Violet	60	Gas	Cs-O	90	13/16 x 1 3/8
WL-770	25.00	Visible	0.75	Vacuum	Cs-Mg	500	1 3/4 diam.
WL-767	50.00	2000—3200 Angs.	....	Vacuum	Titanium	500	1 5/16 x 1 1/4
WL-773	50.00	2000—3700 Angs.	....	Vacuum	Thorium	500	1 1/16 x 1 1/4
WL-775	50.00	2000—3000 Angs.	....	Vacuum	Tantalum	500	1 1/16 x 1 1/4
WL-789	75.00	Below 2000 Angs.	....	Vacuum	Platinum	500	1 1/8 diam.

KU-676

KU-627

MISCELLANEOUS INDUSTRIAL ELECTRONIC TUBES
BALLAST TUBES

Tube Type Number	Net Price†	Base	Description	No. of Electrodes	Range Volts	Nominal Amps.	Maximum Length Inches	Maximum Diameter Inches
WL-896	$4.50	Med. Screw	Ballast	1	5–8	.25	2 5/8	1 3/16
WL-788	3.50	Med. Screw	Ballast	1	9–18	.25	2 5/8	1 3/16
WL-710	4.00	Med. Screw	Ballast	1	20–28	.25	2 5/8	1 3/16

† All Industrial Type Tubes F.O.B. Point of Shipment.

NET

Copyright by U. C. P., Inc.

RING TYPE RHEOSTATS

WARD LEONARD

CONSTRUCTION—The core and base of these rheostats are of refractory material. The resistance wire is wound toroidally around the core and coated with vitreous enamel.

The contact arm construction separates the functions of current handling and contact pressure. The contact is a special alloy and of large area to avoid sticking, pitting, local heating, or oxidation when setting remains fixed for any length of time.

STEPS—There are as many steps of resistance as there are turns of wire in the winding. Three terminals provide rheostat or potentiometer connection.

WATT RATINGS—are based on continuous operation in free air with a temperature rise not exceeding 300° C which is within the limits specified by the Underwriters' Laboratories and NEMA.

DEPTH BACK OF PANEL—1105 1 3/16", 1106 1 5/16", 1107 1 3/4", and 1108 2".

300 and 500 Watt Rheostats for Heavy Duty

Watt Rating	Available Ohms	Steps	Diam.	List Price
300	1 to 2500	20	6"	$18.00
500	1 to 5000	33	8"	27.00

Pressed steel plate type. The watt rating, based on the minimum current being one-half the maximum current, is the product of the maximum current, minimum current and the total rheostat resistance.

1105 — 25 WATTS — 1½" Dia.

Total Resis. Ohms	Max. Current m. a.	Approx. No. Steps	Catalog No.	List Price
1.0	5,000	45	1105- 2	$4.50
1.6	3,950	45	1105- 3	4.00
2.5	3,160	54	1105- 4	4.00
4.0	2,500	72	1105- 5	4.00
6.4	1,980	90	1105- 6	4.00
10.	1,580	90	1105- 7	4.00
16.	1,250	108	1105- 8	4.00
25.	1,000	103	1105- 9	4.00
40.	791	137	1105-10	4.00
64.	625	137	1105-11	4.00
100.	500	171	1105-12	4.00
160.	395	205	1105-13	4.00
250.	316	240	1105-14	4.00
400.	250	274	1105-15	4.00
640.	198	308	1105-16	4.00
1,000.	158	390	1105-17	4.50
1,600.	125	411	1105-18	4.50
2,500.	100	520	1105-19	4.50
4,000.	79	520	1105-20	4.75

1106 — 50 WATTS — 2¼" Dia.

Total Resis. Ohms	Max. Current m. a.	Approx. No. Steps	Catalog No.	List Price
0.64	8,850	30	1106- 1	$5.00
1.0	7,070	49	1106- 2	5.00
1.6	5,590	59	1106- 3	5.00
2.5	4,470	69	1106- 4	4.50
4.0	3,535	69	1106- 5	4.50
6.4	2,795	119	1106- 6	4.50
10.	2,235	150	1106- 7	4.50
16.	1,760	140	1106- 8	4.50
25.	1,415	188	1106- 9	4.50
40.	1,120	150	1106-10	4.50
64.	884	188	1106-11	4.50
100.	707	225	1106-12	4.50
160.	559	263	1106-13	4.50
250.	447	300	1106-14	4.50
400.	353	375	1106-15	4.50
640.	279	413	1106-16	4.75
1,000.	223	450	1106-17	4.75
1,600.	176	570	1106-18	4.75
2,500.	141	570	1106-19	4.75
4,000.	112	713	1106-20	5.00
6,400.	88	855	1106-21	5.00
10,000.	70	998	1106-22	5.00

1107 — 100 WATTS — 3" Dia.

Total Resis. Ohms	Max. Current m. a.	Approx. No. Steps	Catalog No.	List Price
0.64	12,500	31	1107- 1	$7.50
1.0	10,000	41	1107- 2	7.50
1.6	7,900	41	1107- 3	7.50
2.5	6,320	52	1107- 4	7.50
4.0	5,000	62	1107- 5	7.00
6.4	3,950	72	1107- 6	7.00
10.	3,160	72	1107- 7	7.00
16.	2,500	156	1107- 8	7.00
25.	2,000	196	1107- 9	7.00
40.	1,580	235	1107-10	7.00
64.	1,250	274	1107-11	7.00
100.	1,000	274	1107-12	7.00
160.	790	313	1107-13	7.00
250.	632	313	1107-14	7.00
400.	500	392	1107-15	7.00
640.	395	392	1107-16	7.00
1,000.	316	470	1107-17	7.50
1,600.	250	595	1107-18	7.50
2,500.	200	744	1107-19	7.50
4,000.	158	744	1107-20	8.00
6,400.	125	1041	1107-21	8.50
10,000.	100	1041	1107-22	9.00

1108 — 150 WATTS — 4" Dia.

Total Resis. Ohms	Max. Current m. a.	Approx. No. Steps	Catalog No.	List Price
0.64	15,000	43	1108- 1	$9.50
1.0	12,250	43	1108- 2	9.50
1.6	9,680	54	1108- 3	9.50
2.5	7,750	54	1108- 4	9.50
4.0	6,120	54	1108- 5	9.50
6.4	4,840	54	1108- 6	9.00
10.	3,870	118	1108- 7	9.00
16.	3,060	118	1108- 8	9.00
25.	2,450	204	1108- 9	9.00
40.	1,935	245	1108-10	9.00
64.	1,530	286	1108-11	9.00
100.	1,225	367	1108-12	9.00
160.	968	326	1108-13	9.00
250	775	408	1108-14	9.00
400.	612	408	1108-15	9.00
640.	484	489	1108-16	9.50
1,000.	387	620	1108-17	9.50
1,600.	306	620	1108-18	10.00
2,500.	245	775	1108-19	10.00
4,000.	193	930	1108-20	10.50
6,400.	153	1085	1108-21	11.00
10,000.	122	1240	1108-22	12.00

PLAQUE RESISTORS

Non-Inductive **Non-Capacitive**



Vitrohm Plaque Resistors are rated 20, 40, and 125 watts with full ventilation. In practice it is difficult to achieve this ideal ventilation. However, a single resistor mounted on a panel should operate safely at approximately 80% of the full rating in watts.

These Vitrohm Plaque Resistors are flat in form. The resistance wire is so arranged as to give the lowest obtainable values of inductance and distributed capacitance for a power resistor. Both the inductance at frequencies up to 1000 kilocycles and the distributed capacity up to 5 megacycles are negligible.

Prices and Specifications

	3⅛" 20 Watt	4¾" 40 Watt	5¾" 125 Watt
Shipping weight	2 oz.	4 oz.	6 oz.
List Price Each	$1.50	$2.00	$3.00

Resis. Ohms	20 Watt Cat. No.	20 Watt Cur. m. a.	40 Watt Cat. No.	40 Watt Cur. m. a.	125 Watt Cat. No.	125 Watt Cur. m. a.
0.64	507-600	5,590	507-624	7,910	507-655	14,000
1.00	507-601	4,470	507-625	6,320	507-656	11,200
1.6	507-602	3,540	507-626	5,000	507-657	8,800
2.5	507-603	2,830	507-627	4,000	507-658	7,050
4.0	507-604	2,240	507-628	3,160	507-659	5,600
6.4	507-605	1,770	507-629	2,500	507-660	4,400
10	507-606	1,415	507-630	2,000	507-661	3,500
16	507-607	1,120	507-631	1,580	507-662	2,800
25	507-608	895	507-632	1,260	507-663	2,200
40	507-609	705	507-633	1,000	507-664	1,770
50	507-610	630	507-286	895	507-665	1,580
64	507-611	560	507-635	790	507 666	1,400
100	507-612	445	507-115	630	507-667	1,120
160	507-613	355	507-637	500	507-668	880
250	507-614	285	507-638	400	507-669	705
400	507-615	225	507-639	315	507-670	560
640	507-616	175	507-640	250	507-671	440
1,000	507-617	140	507-641	200	507-672	350
1,600	507-618	110	507-642	160	507-673	280
2,500	507-619	90	507-643	125	507-674	220
4,000	507-620	70	507-644	100	507-675	177
5,000	507-621	65	507-111	90	507-676	158
6,400	.....	.....	507-646	80	507-677	140
10,000			507-647	65	507-678	112

Copyright by U.P.C., Inc.

WARD LEONARD RELAYS FOR AUTOMATIC CONTROL



1. REMOTE CONTROL—Single or Double pole, light or heavy duty.
2. UNDERLOAD—Protects class "B" modulator tubes and transformers.
3. BREAK-IN-(Push-to-Talk)-MIDGET TYPE—Handy on phone work. See (6) for Heavy Duty Type of construction.
4. REMOTE CONTROL—Heavy Duty Midget, single pole only, see 507-547.
5. KEYING—For center tap or grid bias keying. Will handle up to 40 words per minute.
6. R. F. ANTENNA CHANGE-OVER—Heavy duty type of construction. See (3) for light duty type of construction.
7. OVERLOAD—Protects tube while tuning and also if excitation fails.
8. SENSITIVE—Operates on 0.014 watts D.C. Can be furnished for use on A.C.
9. THERMAL TIME DELAY—Protects tube by delaying plate voltage until filament has reached operating temperature.
10. LATCH-IN-ARMATURE is held "in" by mechanical latch, tripped electrically.

Description	Cat. No.	CONTACTS					List Price	COIL DATA				
		Poles	Throw	Break	Normal Position	Amps		Voltage A.C▲	Voltage D.C.	Resist. Ohms	Current m.a.	Watts
Thermal Time Delay	507-501	Single	Double	Single	.....	4.	$15.00	110	...	....	....	....
Remote Control	507-503	Double	Single	Single	Open	4.	8.00	6	...	2.6	660.	3.0
Remote Control	507-504	Double	Single	Single	Open	4.	8.00	...	6	16.9	350.	2.1
Remote Control	507-505	Double	Double	Single	.....	4.	9.00	6	...	2.6	660.	3.0
Remote Control	507-506	Double	Double	Single	.....	4.	9.00	...	6	16.9	350.	2.1
Low Voltage Keying	507-507	Single	Single	Double	Open	6.	7.00	6	...	2.6	660.	3.0
Low Voltage Keying	507-508	Single	Single	Double	Open	6.	7.00	...	6	16.9	350.	2.1
Remote Control	507-510	Single	Single	Double	Open	6.	7.00	110	...	1050.	33.	2.5
Remote Control	507-511	Double	Double	Single	.....	4.	9.00	110	...	1050.	33.	2.5
Overload	507-512	Single	Single	Double	Closed	6.	8.50	...	4.2	16.9	250.	....
Overload	507-513	Single	Single	Double	Closed	6.	8.50	...	2.1	4.2	500.	....
Underload	507-514A	Single	Single	Double	Open	4.	10.00	...	9	45.	200.	....
Underload	507-515A	Single	Single	Double	Open	4.	10.00	...	6	20.	300.	....
Midget Latch-In	507-517	Single	Double	Double	.....	6.	14.50	110	...	715.	40.	4.0
Heavy Duty Remote Control	507-518	Single	Single	Double	Open	10.	8.80	110	...	1050.	33.	2.5
Steel Knock-out Box	507-519	.....	.....	.....	.....	...	3.00	...	...	....	....	....
Bakelite Cover	507-520	.....	.....	.....	.....	...	.70	...	...	....	....	....
Heavy Duty — R. F. Antenna Change Over	507-521A	Double	Double	Single	.....	15.	25.00	110	...	108.	119.	5.2
Heavy Duty — R. F. Antenna Change Over	507-522A	Double	Double	Single	.....	15.	25.00	220	...	425.	76.	5.8
Heavy Duty — R. F. Antenna Change Over	507-523A	Double	Double	Single	.....	15.	25.00	...	6	16.	375.	2.3
Heavy Duty—R. F. Break-In	507-526A	Four●	.....	Single	.....	15.	27.50	110	...	108.	119.	5.2
Heavy Duty—R. F. Break-In	507-527A	Four●	.....	Single	.....	15.	27.50	220	...	425.	76.	5.8
Heavy Duty—R. F. Break-In	507-528A	Four●	.....	Single	.....	15.	27.50	...	6	16.	375.	2.3
Midget—R. F. Antenna Change Over	507-531	Double■	Double	Single	.....	4.	8.00	110	...	715.	40.	4.0
Midget—R. F. Antenna Change Over	507-532	Double■	Double	Single	.....	4.	8.00	...	6	10.	600.	3.6
Band Switching	507-533	Single	Single	Double	Open	10.	8.50	110	...	715.	40.	4.0
Midget—R. F. Break-In	507-534	Four♦	.....	Single	.....	4.	11.00	110	...	715.	40.	4.0
Midget—R. F. Break-In	507-535	Four♦	.....	Single	.....	4.	11.00	...	6	10.	600.	3.6
D. C. Sensitive	507-539	Single	Double	Single	.....	2.	12.50	...	0.51	19.2	26.7	0.014
D. C. Sensitive	507-540	Single	Double	Single	.....	2.	12.50	...	1.28	120.	10.7	0.014
D. C. Sensitive	507-541	Single	Double	Single	.....	2.	13.00	...	3.24	765.	4.23	0.014
D. C. Sensitive	507-542	Single	Double	Single	.....	2.	13.00	...	5.17	1950.	2.65	0.014
D. C. Sensitive	507-543	Single	Double	Single	.....	2.	13.50	...	8.07	4750.	1.70	0.014
D. C. Sensitive	507-544	Single	Double	Single	.....	2.	14.00	...	12.40	11300.	1.10	0.014
D. C. Sensitive	507-545	Single	Double	Single	.....	2.	18.00	...	20.20	31000.	0.65	0.014
Safety Relay	507-546	Single	Single	Double	Closed	4.	9.00	110	...	715.	40.	4.0
Remote Control Heavy Duty	507-547	Single	Double	Single	.....	15.	4.70	...	6	....	....	....
Remote Control Heavy Duty	507-548	Single	Double	Single	.....	15.	4.70	6	...	....	....	....
Remote Control Heavy Duty	507-549	Single	Double	Single	.....	15.	5.00	115	...	....	....	....

▲ 60 Cycles A. C.
● With D. P., D. T., S. B. contacts insulated for R. F. and two contacts with standard insulation, one N. O., one N. C.
■ Can also be furnished with additional N. O. or N. C. contact not insulated for R. F. Price on application.
♦ With one N. O., one N. C., and two D. T. contacts, all S. B. and insulated for R. F.

Copyright by U.P.C., Inc.

NOTE: ALL PRICES ON THIS PAGE HAVE BEEN INCREASED APPROXIMATELY 10%

CARDWELL Quality Products

THE STANDARD OF COMPARISON

New TRIM-AIR MIDGET CONDENSERS



ZR-35-AS

An improved line of single and double section midgets. End plates 5/32" thick Isolantite; NON-REMOVABLE SHAFTS. Long bushing permits single hole mounting in 3/8" diameter hole on panels up to 1/4". (Stub shaft with screw driver slot available special order only.) Singles have new thick nut for rotor shaft lock for fixed tune. Require 1-5/16" x 1-13/32" panel mounting space—duals take 1-45/64" x 1-13/32". All duals have double bearings, shaft extended at rear for ganging and have removable inter-section shields. All Trim-Airs have 1/4" brass shafts, nickel plated. Aluminum plates with nickeled brass spacers. Trim-Air accessories fit duals, singles, band-spread types, as well as "E" type fixed air midgets.



ET-30-AD

For duals "B" is length over outside end plates.

For singles "B" is overall from front of Isolantite plate to extreme rear.

★ SINGLE TRIM-AIRS

Type	Max. Cap.	Min. Cap.	Nr. Plates	Air-gap	Dim. "B"	Net Price
ZR-10-AS	10	1.2	3	.030"	7/8"	$ .75
ZR-15-AS	15	1.5	5	.030"	31/32"	.75
ZR-25-AS	25	2	7	.030"	1-1/16"	.84
ZR-35-AS	35	2.5	11	.030"	1-9/32"	.90
ZR-50-AS	50	2.8	13	.030"	1-3/8"	.96
ZU-75-AS	75	2.7	15	.020"	1-3/8"	1.02
ZU-100-AS	100	3	19	.020"	1-1/2"	1.05
ZU-140-AS*	140	5	27	.020"	1-23/32"	1.89
ZV-5-TS†	5	1.5	3	.061"	31/32"	.75
ZT-10-AS	11	3.6	6	.070"	1-1/16"	.87
ZT-15-AS	15	3	9	.070"	1-1/2"	.93
ZT-30-AS	30	4	17	.070"	2-7/32"	1.11
ZS-4-SS‡	4	1.5	5	.140"	1-1/2"	1.11
ZS-7-SS‡	7	4	7	.140"	1-27/32"	1.26

*Double bearing—2 end plates, shaft not extended at rear.
†Supplied with 2 segment stator for U.H.F. circuits. Extra plate also supplied; easily installed; making it 3 plates as listed
‡Neutralizer condensers—.040" thick plates, buffed—4500 V. peak. Dual type nr's ending in ADI or SDI signify ganged neutralizers for P.P. and have insulated couplings.

★ DUAL TRIM-AIRS

Type	Per Section Max. Cap.	Per Section Min. Cap.	Per Section Nr. Plates	Air-gap	Dim. "B"	Net Price
ER-10-AD	10	1.2	3	.030"	2-3/16"	$1.56
ER-15-AD	15	1.5	5	.030"	2-3/16"	1.56
ER-25-AD	25	2	7	.030"	2-3/16"	1.62
ER-35-AD	35	2.5	11	.030"	3-1/32"	1.74
ER-50-AD	50	2.8	13	.030"	3-1/32"	1.86
EU-75-AD	75	2.7	15	.020"	3-1/32"	1.98
EU-100-AD	100	3	19	.020"	3-1/32"	2.04
EU-140-AD	140	5	27	.020"	3-11/16"	3.60
ET-15-AD	15	3	9	.070"	3-1/32"	1.80
ET-15-ADI	15	3	9	.070"	3-1/32"	2.10
ET-30-AD	30	4	17	.070"	4-15/32"	2.16
ET-30-ADI	With insulated coupling				4-15/32"	2.46
ES-4-SD	4	1.5	5	.140"	3-1/32"	2.16
ES-4-SDI	With insulated coupling				3-1/32"	2.46
ES-7-SDI	7	4	7	.140"	3-11/16"	2.70

"TRIM-AIR" Accessories: As listed, Trim-Air singles are equipped for single hole mounting. Dual Trim-Airs for single hole or base mounting. These additional brackets and mounting posts are sold separately.

Mounting Bracket, with 2 screws and nuts.....Net **$.06**

Mounting Posts, with screws and lock-washers—per pair.....Net **$.08**

BALANCING TYPE TRIM-AIR MIDGETS



EU-100-AB

For line balancers, bridge work or other services requiring a small and compact type of efficient balancing capacitor, the new Cardwell Trim-Air Balancing condensers are ideally suited. Having all features of regular Trim-Airs, this type has two stators set at 180° apart which engage with a single rotor. Balancing Trim-Airs are all single bearing type except EU-140-AB which has double end plates and the compact Cardwell "ball and strap" rear bearing. Single hole mounting requires a 3/8" hole in a panel or chassis, or regular Trim-Air accessory mounting may be purchased separately.

★ BALANCING "TRIM-AIRS"

Type	Max. Cap.	Min. Cap.	Nr. Plates	Air-gap	Dim. "B"	Net Price
ER-25-AB	25	2	7	.030"	1-1/16"	$1.14
ER-50-AB	50	2.8	13	.030"	1-3/8"	1.38
EU-75-AB	75	2.7	15	.020"	1-3/8"	1.50
EU-100-AB	100	3	19	.020"	1-1/2"	1.56
EU-140-AB	140	5	27	.020"	1-23/32"	3.18

BAND SPREAD TRIM-AIRS



For heterodyne frequency meters, wave meters, etc. Use band-spread dial on small capacity section. Band is set in middle of dial by adjusting 100 mmfd. section at rear, which is then locked. Identical in size to dual Trim-Airs. Single hole, base mounting, or fits regular Trim-Air hardware.

★ BAND SPREAD TRIM-AIRS

Type	Tuning Cap.	Tank Cap.	Depth Behind Panel	Net Price
EU-25-100-AF	25	100	2-3/4"	$1.80
EU-50-100-AF	50	100	3-5/8"	1.95

Copyright by U. C. P. Inc.

NOTE: ALL PRICES ON THIS PAGE HAVE BEEN INCREASED APPROXIMATELY 10%

CARDWELL Quality Products

THE STANDARD OF COMPARISON

New ULTRA-HIGH FREQUENCY Transmitting Condenser Series

These seven new "N" types complete a series of 10 models in this efficient line of medium power transmitting condensers for 5-10 and 20 meters.

Built right—priced right, Cardwell "N" types will make your new U.H.F. job look better and work better.



Specifications of "N" TYPE U.H.F. SERIES

FRAME—No frame or tie rods. Aluminum end plates supported directly on heavy lateral ceramic bars which carry stators.

SHAFT—1/4" cadmium plated steel on which rotor assembly is securely locked.

PLATES—Aluminum alloy .040" thick with edges rounded.

BEARINGS—Long, nickel-plated brass, shoulder type front bearing, with ball thrust rear bearing. Laminated phosphor bronze rotor contactor.

AIRGAP—.070"—3000 V. peak—(NT)
.084"—4200 V. peak—(NP)
.171"—6000 V. peak—(NG)

MOUNTING—Single hole, front panel with mounting posts or chassis mounting on feet which form part of end plate. Or use type "M" bracket and mount upside down for lowest capacity to ground.

★ ULTRA-HIGH FREQUENCY SINGLES

Type	Max. Cap.	Min. Cap.	Nr. Plates	Air-gap	*Dim. "A"	Net Price
NP-50-DS	50	9	13	.084"	2-1/4"	$2.10
NP-75-DS	75	11.0	19	.084"	3-1/16"	2.46
NP-100-DS	100	13	25	.084"	4-1/8"	2.82
NP-150-DS	150	19	39	.084"	5-5/8"	3.66
NG-35-DS	35	11	15	.171"	4-1/8"	3.12

★ ULTRA-HIGH FREQUENCY DUALS

Type	Per Section Max. Cap.	Per Section Min. Cap.	Per Section Nr. Plates	Air-gap	*Dim. "A"	Net Price
NT-50-GD‡	50	7	11	.070"	3-1/16"	$3.60
NP-35-ND†	35	5	9	.084"	3-1/16"	3.60
NP-35-DD	35	5	9	.084"	3-1/16"	3.21
NP-50-DD	50	9	13	.084"	4-1/8"	3.60
NP-75-DD	75	11	19	.084"	5-5/8"	4.32

*Dimension "A" is distance between inside faces of end plates. For overall length back of panel, add 1-3/32" to "A" dimension.

† .040" plates, buffed and polished.
‡ .025" plates, buffed and polished.

MIDWAY FEATHERWEIGHT CONDENSERS

For low and medium power transmitters and receivers, where light weight and small space are factors. Ideal for portable and aircraft equipment. Panel mounting space only 2-1/8" x 3" condenser open. 1/4" steel shaft; aluminum frame; brass bearings; plates buffed, rounded on all airgaps .070" or over. Supplied with aluminum mounting feet. G.E. Mycalex insulation. For "upside-down" mounting, use new type "M" mounting brackets; perfect layout for high efficiency, short lead P.P. amplifier permits low stator to chassis capacity.



MT-150-GS

★ MIDWAY TRANSMITTING CONDENSERS
Single Section Types

Type	Max. Cap.	Min. Cap.	Nr. Plates	Air-gap	*Dim. "B"	Net Price
MR-50-BS	50	6	5	.030"	1-3/4"	$1.68
MR-70-BS	70	7	7	.030"	1-3/4"	1.77
MR-105-BS	105	8	11	.030"	1-3/4"	1.83
MR-150-BS	150	10	15	.030"	1-3/4"	1.89
MR-260-BS	260	11	25	.030"	2-3/4"	1.98
MR-365-BS	365	14	35	.030"	2-3/4"	2.28
MO-165-BS	165	15	25	.050"	2-3/4"	1.98
MT-20-GS	20	5	5	.070"	1-3/4"	1.95
MT-35-GS	35	6	7	.070"	1-3/4"	2.10
MT-50-GS	50	8	11	.070"	1'3/4"	2.34
MT-70-GS	70	10	15	.070"	2-3/4"	2.67
MT-100-GS	100	12	21	.070"	2-3/4"	2.94
MT-150-GS	150	16	31	.070"	3-11/16"	3.80
MG-35-NS	35	12	15	.171"	3-11/16"	3.60



MT-70-GD

★ MIDWAY TRANSMITTING CONDENSERS
Dual Section Types

Type	Per Section Max. Cap.	Per Section Min. Cap.	Per Section Nr. Plates	Air-gap	*Dim. "B"	Net Price
MR-25-BD	25	5	3	.030"	1-3/4"	$2.61
MR-50-BD	50	6	5	.030"	2-3/4"	2.82
MR-70-BD	70	7	7	.030"	2-3/4"	2.94
MR-100-BD	100	8	11	.030"	2-3/4"	3.06
MR-150-BD	150	9	15	.030"	2-3/4"	3.18
MR-260-BD	260	11	25	.030"	3-11/16"	3.30
MO-180-BD	180	15	29	.050"	5-5/16"	4.80
MT-20-GD	20	6	5	.070"	2-3/4"	3.33
MT-35-GD	35	7	7	.070"	2-3/4"	3.60
MT-50-GD	50	9	11	.070"	2-3/4"	3.81
MT-70-GD	70	10	15	.070"	3-11/16"	4.20
MT-100-GD	100	13	21	.070"	5-5/16"	4.80

*"B" Dimension is length over outside end plates.

For overall length back of panel when using panel mounting hex. posts, add 7/8" to "B."

For overall, using mounting feet for chassis mounting, add 1-1/8" to "B."

Copyright by U. C. P. Inc.

NOTE: ALL PRICES ON THIS PAGE HAVE BEEN INCREASED APPROXIMATELY 10%

CARDWELL Quality Products

THE STANDARD OF COMPARISON

"X" TYPE TRANSMITTING CONDENSERS



XE-240-XS

STANDARD OF COMPARISON FOR YEARS

Rounded edges, polished aluminum plates, .040" thick on all but "XT" and "XR" types. Frames, tie rods, bearing bushings, spacers and stator blocks, nickeled brass. Cadmium plated 1/4" steel shaft supports securely locked rotor assembly. "G.E." Mycalex insulation. Panel space 4-1/8" x 3-3/8". Panel or chassis mounting. N.P. brass mounting feet provided.



XG-110-XD

★"X" TYPE STANDARD SINGLES

Type	Max. Cap.	Min. Cap.	Nr. Plates	Air-gap	*Dim. "B"	Net Price
XT-220-PS	220	20	21	.070"	3-3/16"	$2.70
XT-440-PS	440	40	43	.070"	5"	4.62
XP-90-KS	90	16	11	.084"	2-1/16"	2.70
XP-165-KS	165	22	19	.084"	3-3/16"	3.90
XP-290-KS	290	35	33	.084"	5"	5.70
XP-330-KS	330	37	37	.084"	5-5/8"	6.48
XE-240-XS	240	30	33	.100"	5-5/8"	6.48
XE-120-XS	120	19	17	.100"	3-3/16"	3.60
XG-25-XS	25	8	5	.171"	2-1/16"	2.10
XG-50-XS	50	15	11	.171"	3-3/16"	3.90
XG-110-XS	110	26	23	.171"	5-5/8"	5.82
XC-18-XS	19	8	5	.200"	2-1/16"	2.70
XC-40-XS	40	15	11	.200"	3-3/16"	3.90
XC-65-XS	65	20	17	.200"	5"	5.10
XC-100-XS	100	28	25	.200"	6-5/8"	6.30
XD-160-XS	160	28	27	.125"	5-5/8"	5.40

"X" TYPE STANDARD DUAL

Type	Per Section Max. Cap.	Per Section Min. Cap.	Per Section Nr. Plates	Air-gap	*Dim. "B"	Net Price
XR-500-PD	500	18	21	.030"	3-3/16"	$3.90
XT-80-PD	80	11	9	.070"	3-3/16"	3.30
XT-210-PD	210	22	21	.070"	5"	5.22
XP-90-KD	95	15	11	.084"	3-11/16"	4.50
XP-165-KD	165	23	19	.084"	5-5/8"	6.60
XP-325-KD	325	38	37	.084"	10-3/16"	13.20
XE-120-XD	120	19	17	.100"	5-5/8"	6.00
XE-240-XD	240	32	33	.100"	10-3/16"	12.60
XG-50-XD	50	14	11	.171"	5-5/8"	6.42
XG-110-XD	110	27	23	.171"	10-3/16"	10.80
XC-40-XD	40	14	11	.200"	6-5/8"	6.90
XC-75-XD	75	21	19	.200"	10-3/16"	9.00
XD-160-XD	160	28	27	.125"	10-3/16"	11.40

*"B" dimension is length over outside end plates. For overall length back of panel when using panel mounting hex. posts, add 7/8" to "B." For overall, using mounting feet for chassis mounting, add 1-1/8" to "B."

"T" TYPE HEAVY DUTY TRANSMITTING CONDENSERS



SEE Multi-Band Listing

TL-70-50-UQ

No finer stock condenser made. In commercial and high power amateur service the world over. 6-1/4" wide, 5-3/8" high, plates unmeshed. Corona shields on stators for wider airgap types. End plates 1/8" thick, heavy nickel plated. Massive bearings, 3/8" stainless steel shafts; heavy, two finger phosphor bronze rotor contactor bears on sturdy contact ring built to carry very heavy current without power loss. Rotor plates 4-1/2" diameter, .050" thick aluminum. Heavy mounting feet formed as part of end plates. Ball thrust rear bearing. G.E. Mycalex No. 1364 H.F. insulation. Truly the finest stock condenser money can buy.

★"T" TYPE HEAVY DUTY TRANSMITTING
Single Section

Type	Max. Cap.	Min. Cap.	Nr. Plates	Air-gap	*Dim. "B"	Net Price
TJ-315-US	315	31	31	.168"	8-9/32"	$19.20
TC-200-US	200	40	23	.200"	7-1/4"	16.80
TC-300-US	300	42	35	.200"	10-1/4"	19.20
TL-50-US	50	18	7	.294"	3-13/16"	9.90
TL-80-US	80	22	13	.294"	5-7/8"	12.60
TL-100-US	100	26	15	.294"	6-9/16"	13.20
TL-160-US	160	40	25	.294"	10"	18.00
TZ-40-RS	40	15	11	.500"	7-1/4"	14.40
TZ-80-RS	80	26	21	.500"	12-3/4"	19.20

*Dimension "B" is length over outside end plates. For overall length back of panel, add 1" to "B."

★"T" TYPE HEAVY DUTY TRANSMITTING
Dual Section

Type	Per Section Max. Cap.	Per Section Min. Cap.	Per Section Nr. Plates	Air-gap	*Dim. "B"	Net Price
TJ-150-UD	150	18	15	.168"	8-9/32"	$19.20
TJ-200-UD	200	30	21	.168"	11"	21.60
TC-100-UD	100	18	13	.200"	8-9/32"	18.60
TC-160-UD	160	38	19	.200"	11-1/4"	20.40
TC-200-UD	200	40	23	.200"	13-1/4"	22.80
TC-250-UD	250	41	29	.200"	16-1/4"	25.20
TL-50-UD	45	13	7	.294"	6-9/16"	15.00
TL-70-UD	70	19	11	.294"	9-1/4"	17.40
TL-100-UD	94	26	15	.294"	12-1/16"	20.70
TL-160-UD	160	36	25	.294"	19"	26.40
TKD-100-UD	110	30	21	.350"	19"	26.40
TZ-40-RD	40	15	11	.500"	13-13/16	21.60

Copyright by U. C. P. Inc.

NOTE: ALL PRICES ON THIS PAGE HAVE BEEN INCREASED APPROXIMATELY 10%

CARDWELL Quality Products

THE STANDARD OF COMPARISON

DISC TYPE NEUTRALIZERS

For low capacity triodes. Finest grade Alsimag insulation, polished aluminum discs. Fine screw thread adjustment in long nickel silver bearing—no wabble. Knurled thumb nut for easy locking. Heavy satin finish aluminum support and base plate.

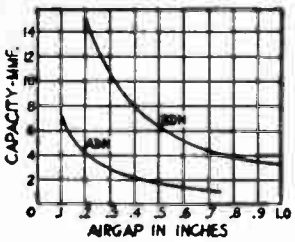

★ DISC TYPE NEUTRALIZERS

Type	Max. Cap.	Air-gap	Min. Cap.	Air-gap	Disc Diameter	Net Price
ADN	7 mmf.	.1"	1 mmf.	.7"	2"	$1.80
BDN	15 mmf.	.2"	3 mmf.	1.0"	4"	3.00

TYPE "J" PLUG-IN FIXED AIR CONDENSERS

For fixed capacity loading.

Connect Jack Base across high frequency class "C" tank and plug in proper "J" capacitor to load circuit to lower frequency; proper "C" means highest operating efficiency. Plates easily removed. All "J" types have 2-1/4" square x 1/4" Alsimag No. 196 ceramic end plates. Supplied with banana plugs to fit "JB" Jack Base. On special order provided with hexagonal brass mounting pillars and mounting screws for permanent installation.

★ TYPE "J" PLUG-IN FIXED AIR CONDENSERS

Type	Capacity	Nr. Plates	Air-gap	Length	Net Price
JCO-50-OS	50 mmf.	13	.250"	5-3/8"	$3.30
JCO-25-OS	25 mmf.	7	.250"	3-3/4"	2.40
JD-100-OS	100 mmf.	17	.125"	4-3/4"	3.90
JD-80-OS	80 mmf.	13	.125"	4"	3.30
JD-50-OS	50 mmf.	8	.125"	3-3/16"	2.40
JD-25-OS	25 mmf.	4	.125"	2-1/2"	1.68
JR-750-OS	750 mmf.	33	.030"	4"	5.28

JACK BASE FOR "J" FIXED AIR CONDENSERS

Size—2-3/8" x 2-3/8" x 1/4".
Material—Alsimag No. 196.
Complete with mounting posts, screws and nuts.
Type "JB" ..... Net Price $.60

H. F. NEUTRALIZING CONDENSERS



NA-16-NS

High frequency neutralizers for low capacity tubes. Mycalex insulation; heavy buffed plates with rounded edges. 180 degree rotation permits calibration and reset. NA-12-NDI is ganged neut. for P. P.

Type	Max. Cap.	Min. Cap.	Nr. Plates	Air-gap	*Dim. "B"	Net Price
NA-4-NS	4	2.25	2	Adjust-able	1-3/8"	$2.16
NA-6-NS	6	4	3	.218"	1-5/32"	2.16
NA-10-NS	11	6	6	.218"	2-3/32"	2.70
NA-16-NS	16	7	8	.218"	2-9/16"	3.00
NA-12-NDI	12	6	7	.218"	†4-25/32"	9.00

*Dimension "B" is overall length from outside front plate. If panel mounted, with hexagonal mounting posts, add 1/2" to "B".
†A dimension per drawing for U.H.F. "N" Type.

INSULATED COUPLINGS

MOST COMPLETE LINE OF FINEST FLEXIBLE AND RIGID COUPLINGS

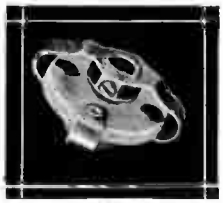

TYPE A

TYPE C

Alsimag No. 196 insulation throughout. All flexible couplings have N. P. phosphor bronze springs and heavy nickel plated brass hubs, permanently swedged into the springs. Double case hardened steel set screws on each hub insure positive lock to shaft. Type "B" is like type "A" except hubs turned OUT for increased flash-over rating. Type "E" like type "C" in appearance except smaller. Type "D" like "C" except hubs turned IN. Type "F" like "E" except hubs turned IN.

Both rigid types are redesigned and have three point suspension, solid brass castings, absolutely rigid.

Type C, D and E flexible have 3/8" hole with removable bushings to fit 1/4" shafts.

★ INSULATED COUPLINGS—Flexible

Type	For Shaft Diam.	Peak Flash-over	Max. Diam.	Length	Net Price
A	1/4"	3,700 V.	1-1/4"	3/4"	$ .36
B	1/4"	7,000 V.	1-1/4"	1"	.36
C	3/8" & 1/4"	13,500 V.	2-3/4"	2-1/8"	1.68
D	3/8" & 1/4"	9,000 V.	2-3/4"	1-5/16"	1.68
E	3/8" & 1/4"	10,000 V.	2-1/8"	1-3/4"	.90
F	3/8" & 1/4"	5,000 V.	2-1/8"	1"	.90

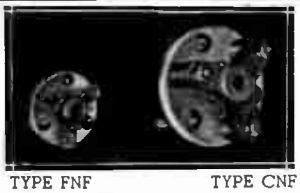

TYPE FNF TYPE CNF

★ INSULATED COUPLINGS—Rigid

Type	For Shaft Diam.	Peak Flash-over	Max. Diam.	Length	Net Price
FNF	1/4"	7,500 V.	1-3/8"	7/8"	$ .60
CNF	3/8" or 1/4"	12,000 V.	2-1/4"	2-3/16"	2.10

Copyright by U. C. P. Inc.

NOTE: ALL PRICES ON THIS PAGE HAVE BEEN INCREASED APPROXIMATELY 10%

CARDWELL Quality Products

THE STANDARD OF COMPARISON

MULTI-BAND CONDENSERS



XG-70-50-XQ

The only complete line of multi-section capacitors for all powers. Widely used to provide proper "LC" ratio with standard transmitting inductances such as Barker & Williamson, Coto, etc. "Multi-bands" are provided with jumpers to cut in additional sections or any good commercial ceramic insulated gang switch may be used to cut in proper capacities. Tables give available (split stator) effective capacities obtainable. Type numbers indicate actual maximum per section capacities, viz.: Type XG-70-50-XQ has two sections of 70 mmfd. each and two sections of 50 mmfd. each.

★ MULTI-BAND CONDENSERS

Type	Bal. Capacity Range in Mmfds.			Air-gap	Length	Net Price
	2 small sec. in Series	2 large sec. in Series	2 lge., 2 sml. sec. Series Par.			
MR-150-70-BQ	35-5	75-8	110-17	.030"	5-5/16"	$5.52
MT-70-35-GQ	18-5	35-7	52-10	.070"	6-15/32"	6.90
XE-160-70-XQ	34-9	83-13.5	114-19	.100"	10-3/16"	13.20
*FEX	18.5-6	35-7	50-10	.100"	10-3/16"	15.00
XG-70-50-XQ	30-11	40-13	64-20	.171"	13-1/16"	11.40
TL-70-50-UQ	28-12	42-15	63-22	.294"	15-9/16"	24 00

*Two additional sections on second 180° of dial yielding a fourth balanced capacity of 120-19 Mmfd. B. & W. have special jack-bar to fit FEX and XE-160-70-XQ.

G.E. MYCALEX No. 1364

H.F. insulation in stock bar sizes that can be sawed and drilled. Make your own special inductance mountings, R. F. terminal boards, "Q" bars, etc., with a sturdy, H.F. low-loss material.

★ GENERAL ELECTRIC MYCALEX H. F. INSULATION No. 1364 Stock Bar Sizes

Type	Size	Net Price
ME	4-5/16" x 1/2" x 1/4"	$.21
MG	6" x 1/2" x 1/4"	.33
MH	6-1/4" x 1/2" x 1/4"	.36
MJ	10-7/8" x 3/4" x 1/4"	.99
MK	12" x 1/2" x 1/4"	.81
ML	12" x 3/4" x 1/4"	1.05
MM	12" x 1" x 1/4"	1.17
MN	12" x 1" x 1/8"	.66

CERAMIC SPACERS FOR 3/8" CO-AXIAL LINES

For Radio Frequency Transmission

Designed to fit 3/8" O.D. x .035" gauge dead soft copper tubing.

Material—Alsimag No. 196.

Outside Diameter—.295".

Center Hole—Clearance for No. 12 B. & S. wire.

Beads to be crimped every 2" on No. 12 hard drawn copper wire.

Package 250 beads (enough for 50 ft. of line)...Net $1.38

TYPE "E" MIDGET FIXED AIR CONDENSERS



EO-100-FS

Similar in construction to the larger type "J" Fixed units, the smaller Cardwell Type "E" Fixed air capacitors are only 1-13/32 inches square. As a matter of convenience, they are constructed so that the standard Trim-Air condenser accessories, such as mounting brackets and mounting posts may be used. The mounting space required is the same as for a Cardwell Dual Trim-Air condenser of similar length, but the capacity is several times that of the same sized variable capacitor of similar airgap. Such economy of space permits the use of these small fixed condensers as low-loss interstage coupling condensers in transmitters of moderate power. Since they are available in a wide range of capacities, and with airgaps up to .100", (see listing below), these handy little condensers have many uses, not the least in importance being their utility as capacity loaders in circuits requiring combinations of variable and fixed capacities, (as in frequency meters) or high frequency tank circuits requiring more "C" for lower frequency operation. (As for increasing the minimum capacity of an 80 M. tank circuit variable condenser for efficient operation on 160 meters.)

The ease with which plates may be removed from these units by merely taking off four nuts, makes it a simple matter to decrease capacity and to increase the airgap if desired.

★ TYPE "E" MIDGET FIXED AIR CONDENSERS

Type	Cap.	Nr. Plates	Air-gap	Overall Length	Net Price
EU-80-FS	84	6	.020"	1-11/32"	$.84
EU-100-FS	116	8	.020"	1-15/32"	.96
EU-175-FS	185	12	.020"	1-19/32"	.99
EU-200-FS	217	14	.020"	1-23/32"	1.05
ER-50-FS	57	6	.030"	1-11/32"	.87
ER-75-FS	80	8	.030"	1-15/32"	.93
ER-100-FS	100	10	.030"	1-19/32"	.99
ER-150-FS	153	14	.030"	1-13/16"	1.17
ER-200-FS	215	20	.030"	2-1/16"	1.50
EO-50-FS	50	8	.050"	1-23/32"	1.05
EO-100-FS	100	15	.050"	2-1/16"	1.26
EO-150-FS*	150	22	.050"	2-15/16"	1.59
EO-200-FS*	203	30	.050"	3-1/2"	1.83
EE-60-FS*	60	18	.100"	3-1/2"	1.80

*Isolantite plate on each end.

Copyright by U. C. P. Inc.

NOTE: ALL PRICES ON THIS PAGE HAVE BEEN INCREASED APPROXIMATELY 10%

CARDWELL Quality Products

THE STANDARD OF COMPARISON

ACCESSORIES

MOUNTING BRACKETS & FEET



100 WATT FINAL AMPLIFIER CAPACITOR-BRACKET FOUNDATION

Covers 5 to 80 meters inclusive, with Taylor T-40's, B. & W. type "B" Jack Bar, and standard B. & W. type B, BL, or BVL Coils, as additional accessories.

Foundation Includes:

MT-100-GD Dual Midway Condenser,
2—"BWZ" "Trim-Air-Neutralizer-to-Midway" Brackets.
2—ZS-7-SS "Trim-Air" Neutralizers.
1—Pair "BW" Jack Bar Mounting Brackets.
1—Pair "M" Mounting Brackets.

Type "AFU" Foundation, assembled.... Net $7.99 each

★ *"MIDWAY" FEATHERWEIGHT MOUNTING FEET*

Heavy aluminum as supplied with stock Midways, with two screws.

(Standard package—25 pairs) Net Price...per pair $.12

MISCELLANEOUS ACCESSORIES

★ *INDUCTANCE CLIPS*

For tapping air-wound inductors—Cadmium plated phosphor bronze spring clips for No. 12 or 14 wire. Thin blades prevent shorting turns.

Type 804-A (standard package 50) Net Price per unit $.08

★ *ROTOR LOCK*

For locking "X" standard or "M" Midway rotor shafts in position for fixed tune. Can be set behind panel or attached to any 1/4" shaft, mounted directly on front of panel. Nickel plated brass; diameter 1-1/2".

Type ARL Rotor Lock (std. pkg. 12) Net Price per unit $.36

★ *SHAFT LOCK PANEL BUSHING*

Long panel bushing for 1/4" shafts, has tapered nut for locking shaft in position. Fits 3/8" hole in panel. Complete with panel nuts. Nickeled brass.

Type ALB (standard package—25) Net Price per unit $.12

★ *TYPE "BW" BRACKETS*

Fit CARDWELL MT-100-GD Midway condensers and mount Barker & Williamson type "B" Jack Bar on same. Upside down mounting with type "M" brackets eliminates leads to inductors and permits complete coverage of all bands 5 to 80 meters inclusive, with the one condenser. Brackets are heavy aluminum, satin finish. Type BW—Jack Bar Brackets.

(Standard package—12 pair) Net Price....per pair $.21

★ *TYPE "BWZ" BRACKETS*

Trim-Air Neutralizer Brackets. Fit any Midway and permit mounting Trim-Air neutralizers directly on Midway condensers. Used with BW brackets to complete 100 watt tank circuit assembly described above, with ZS-7-SS Trim-Airs to neutralize T-40's or similar tubes.

Type BWZ—"Trim-Air to Midway" Neutralizer Bracket.

(Standard package—25) Net Price.....per unit $.11

★ *TYPE "M" BRACKET*

Use with type "N" U.H.F. duals or "M" Midway condensers—Turns condenser upside down for shortest plate leads in balanced R.F. amplifier. Regular mounting feet can be used to support a tank coil or jack base. Made of strong, satin finished, 1/16" aluminum, and supplied with proper screws and lock washers.

(Standard package—25) Net Price.....per unit $.12

★ *"TRIM-AIR" MOUNTING BRACKET*

For dual and single Trim-Air condensers. Insulated from rotor and stator; N.P. brass, with two screws and nuts.

(Standard package—25) Net Price.....per unit $.06

★ *"STANDARD" TYPE "X" MOUNTING FEET*

Heavy nickel plated brass, as supplied with stock "X" transmitting types, with four screws.

(Standard package—25 pair) Net Price... per pair $.12

TYPE "P" LIGHT WEIGHT CONDENSERS

FOR COMMERCIAL AND AMATEUR HIGH POWER TRANSMITTERS



END PLATES—Stamped and folded 1/8" aluminum 7-1/2" square, satin finish. MOUNTING—On any side. ROTOR CONTACTS—Heavy disc to double finger wipers on each end of condenser. INSULATION—High frequency G.E. Mycalex. No metal tie rods. ROTOR PLATES—.0625" thick, 6-3/4" diameter, buffed and polished aluminum.

Type	Per Section Max. Cap.	Per Section Min. Cap.	Plates	Air-gap	Depth Back Panel	Net Price
PKD-70-QD	70		7	.350"	8-3/4"	$34.80
PKD-100-QD	95	22	9	.350"	12"	39.60
PZ-70-QD	75		9	.500"	14"	41.70
PZ-100-QD	95	26	11	.500"	16"	46.50

Specials made to customers requirements. Inquire.

Printed in United States of America

Copyright by U. C. P. Inc.

DUNCO RELAYS FOR AMATEUR USE

"Dunco Means Dependability"

DUNCO RADIO RELAY



These relays have two isolated contacts for operation in low or high voltage circuits at any frequency. For the first time in an inexpensive relay, the two poles are sufficiently spaced and shielded from each other so that the amplifier input may be handled by one pole and the output from the same amplifier may be handled by the other pole without feed back. Similarly 60-cycle power currents may be handled by one pole and voice frequencies by the other without the introduction of hum. Outstanding features include: low contact resistance; single break contacts are used instead of double break to further reduce resistance; extremely fast operation suitable for bug keying; high voltage and current carrying and breaking capacity; resistance to vibration, making the relay suitable for use on autos, trains, elevators, boats, etc.

Type	Operates on	List Price*
RA-1	2.5 volts, 60 cycles, A.C.	$4.00
RA-2	2.5 volts, 25 cycles, A.C.	4.00
RA-3	6.3 volts, 60 cycles, A.C.	4.00
RA-15	115 volts, 60 cycles, A.C.	5.00
RD-1	5 to 6 volts, D.C.	4.00
RD-15	10 to 12 volts, D.C.	4.50

DUNCO VACUUM TUBE RELAY

Relay type CXB51 is an ultra sensitive unit designed for direct current in the coil circuit and either direct or alternating current in the contact circuit. It has single pole, double throw contacts, making one circuit when the coil is energized and another circuit when the coil is de-energized. The coil has a resistance of 10,000 ohms and it will safely carry currents up to 18 milliamperes. Adjustments are provided that will cause the relay to operate on any desired current value down to one milliampere. This unit is particularly adapted to operation in the plate circuit of small vacuum tubes. Contacts are rated 2 amperes at 110 volts, A.C.

Size: 2⅞" High x 2¼" Wide x 2" Deep

Dunco Relay, Type 29XAX

Net Price **$6.85**

DUNCO TIME DELAY RELAY



This time delay relay is provided with a snap-on housing and with panel mounting studs for back of panel connections. The input terminals should be connected across the primary of the filament transformer, and the output terminals to the primary of the plate transformer. Power will then be delivered to the plate transformer 30 seconds after the filaments are turned on, greatly increasing the life of tubes, particularly of the hot cathode mercury vapor type. This unit is suitable for use with plate transformers up to 500 watts capacity if the rectifier feeds directly into a condenser or up to 1,000 watts if a choke precedes the first condensers in the filter system. For amateur use only.

Size: 3" High x 2⅛" Wide x 2-5/16" Deep
Including Cover
Dunco Relay, Type TD-327

Net Price **$10.00**

DUNCO MIDGET KEYING RELAY

This midget keying relay is suitable for speeds up to 40 words per minute. Contacts are large fine silver buttons assuring long life and may be easily replaced. Coil consumes only 50 milliamperes at 110 volts, 60 cycles, while contacts will interrupt currents of 6 amperes at 110 volts, A.C. The unit is designed for mounting on vertical panel and is recommended for loads up to 660 watts. The contacts are single pole, and close when the coil is energized.

Size: 2¾" High x 1⅞" Wide x 1¾" Deep

Dunco Relay, Type 1AXX

Net Price **$4.65**

DUNCO RADIO FREQUENCY RELAY

Dunco relay type CXA1946 has been developed for use with low power radio transmitters. The contacts are double pole, double throw rated 6 amperes at 500 volts R.F. This unit is mounted on a micalex base and a micalex cross arm insulates the moving contacts from the armature. Relay is designed for vertical mounting. Standard coil is for operation on 115 volts, 60 cycles and consumes 4 watts. Other voltage coils are available.

Size: 3" High x 2" Wide x 2¼" Deep

Dunco Relay, Type CXA-1946

Net Price **$6.45**

DUNCO REMOTE CONTROL RELAY

This power type relay handles loads up to 20 amperes at 220 volts, or 25 amperes at 110 volts. It is of particular service in remotely controlled transmitters, receivers, motors, or other loads of any nature within its rating. Provisions are made so that the mercury contact will make when the coil is energized and break when the coil is de-energized or vice versa. An outstanding feature is that it is completely silent in operation—no humming or chatter occurs when the coil is energized. Another outstanding feature is that due to mercury to mercury contacts there is no sticking or burning of contacts. Sturdy Pyrex enclosed contacts are employed. Standard coils are for operation on 110 volts, 60 cycles, but other coils are available. This unit is designed for vertical panel mounting.

Size: 5" High x 4" Wide x 2⅝" Deep

Dunco Relay, Type 22AXX Single Pole

Net Price **$12.30**

Copyright by U.C.P. Inc.

STANDARD DUNCO RELAYS

DUNCO RATCHET RELAY

Energizing the coil of this relay moves a pawl, engaging a rachet which moves cams to open or close the contacts. The contacts remain in the same position until the coil is de-energized and again energized. By factory adjustment of the cams the relay may be made double pole, single break; or single pole, double throw, single break.

This relay may be used for applications where a number of operations must be performed in a given sequence.

Contacts are rated 20 amperes at 110 volts, A.C., non-inductive or ¼ h.p.

Size: 5" High x 3" Wide x 2¾" Deep

Dunco Relay, Type 85BXX

Net Price $17.25

DUNCO MECHANICAL LATCH RELAY



This relay is furnished with two coils. Energizing one coil picks up the armature which latches closed. Energizing the other coil picks up the latch and allows the armature to drop out. This relay may be used with normally open push buttons, thermostats, etc. for the remote control of transmitters, receivers, motors or other loads within its rating of 30 amperes at 110 volts, A.C. Standard coils are for operation on 110 volts, 60 cycles but other coils are available. Designed for vertical panel mounting.

Size: 4½" High x 3¼" Wide x 2¾" Deep

Dunco Relay, Type 5HXX

Net Price $10.80

DUNCO TIME DELAY RELAY

This time delay relay is of the immediate recycling type and is compensated for changes in ambient temperature. The recycling feature is obtained by making use of both the heating and cooling times to make up the total time delay.

The timing is adjustable from 30 to 45 seconds (total).

Coil 110 Volts, 60 Cycles

Contacts 110 volts, A.C., 6 Amperes

Size: 5" High x 4" Wide x 1¾" Deep.

Dunco Relay, Type TD-97

Net Price $15.00

DUNCO POWER RELAYS

These relays are rated 30 amperes at 110 volts, A.C., or 4 amperes at 115 volts, D.C. (double break types are rated 6 amperes, D.C.) on non-inductive loads. Specify coil voltage and frequency when ordering:

Type	Contact Arrangement	Size	Net Price
8HXX	SP DB front contact	4¼x3x2⅞	$8.00
8BXX	DP SB front contact	4¼x3x2⅞	10.50
84XXH	SP DB back contact	5 x3x3	10.15
84XXB	DP SB back contact	5 x3x3	11.60
84XHX	SP DB double throw	6¼x3x3	13.55
84XBX	DP SB double throw	6¼x3x3	13.55

These relays may be furnished with any desired number of poles.

OTHER DUNCO MIDGET RELAYS

Contacts rated 6 amperes at 110 volts, A.C., 1 ampere at 115 volts, D.C. on non-inductive loads.

Coils up to 50 Volts D.C. or 135 Volts, 60 Cycles

Size: 2¾" High x 1⅞" Wide x 1⅞" Deep

Type	Contact Arrangement	Net Price
1HXX	SP DB front contact	$4.65
1MXX	SP DB front contact with pigtail	4.95
1BXX	DP SB front contact	5.85
1XXA	SP SB back contact	4.65
1XAX	SP SB double throw	4.95
1XBX	DP SB double throw	6.40

DUNCO OVERLOAD RELAY



This overload relay is designed to pick up and open its contacts when the current in the coil is 5 amperes or more. When the armature picks up, the latch holds the contacts open, breaking the coil circuit. It is then necessary to trip the latch manually to reclose the contacts.

This relay may be used in any circuit where it is desirable to protect against overcurrent of 5 amperes. It is arranged for switchboard mounting with bakelite cover, mechanical latch, manual reset with the reset button extending through the cover.

Other coils are available. Specify current and frequency.

Size: 3" High x 2⅛" Wide x 2-5/16" Deep

Dunco Relay, Type CXE-1846

Net Price $9.00

NET

Copyright by U.C.P. Inc.

BLILEY CRYSTAL UNITS

TYPE HF2 MOUNTED CRYSTAL
FOR THE AMATEUR 20-METER BAND

Frequency multiplication in 2½, 5, 10, or 20-meter transmitters is minimized with the HF2 unit for 20 meters. This fully dependable mounted crystal has high activity comparable to lower frequency crystals and is, therefore, easily excited. Physical ruggedness is accomplished by employing the harmonic vibrating principle. The crystal can be used in any conventional triode, pentode or Tri-tet oscillator and the only necessary precautions are the usual low-loss design considerations required for all high-frequency circuits. Regenerative or Pierce circuits generally are to be avoided.

Type HF2—Amateur 20-meter band, drift +20 cycles mc/°C., within 15 KC. of specified frequency*....Net **$5.75**

Within 5 KC. of specified frequency.....Net **$10.00**

14.4 to 15.0 MC., drift +20 cycles/mc./°C., within 30 KC. of specified frequency* (for multiplying to the 5 and 10-meter bands).....Net **$5.75**

Within 5 KC. of specified frequency.....Net **$15.00**

*Or choice from dealer's stock.

TYPE BC3 MOUNTED CRYSTAL
FOR THE 40, 80 AND 160-METER BANDS

Thoroughly reliable in every respect, this economically priced crystal unit has found wide favor with amateurs throughout the world. The accurately cut crystal is an active oscillator and has a drift of only 23 cycles/mc./°C. Heat, developed by the crystal during oscillation, is dissipated by the stainless-steel holder cover-plate. This design assures greatest stability by limiting the temperature rise of the crystal.

Type BC3—within ±5 KC. of specified frequency in the 40 or 80-meter bands*. Negative drift.

NET **$3.35**

Within ±10 KC. of specified frequency in the 160-meter band. (+) drift.
NET **$3.35**

At exact integral specified KC's, in the 40 or 80-meter bands.
NET **$4.95**

*Or choice from dealer's stock.

TYPE B5 MOUNTED CRYSTAL
FOR THE AMATEUR 40-METER BAND

Plus performance is achieved in the B5 40-meter crystal unit by combining the results of intensive research with painstaking manufacturing procedure. The crystal is a ready oscillator because it is designed and finished for uniformly high activity. Frequency drift under operating conditions is small inasmuch as the temperature coefficient is limited to a maximum of (±) 4 cycles/mc./°C. The oscillating frequency is accurately calibrated and is guaranteed correct within ±.03% in your transmitter at normal room temperature.

The holder is unusually compact and is equipped with pins for plugging into a standard 5-prong tube socket. Because the crystal is held under firm pressure applied by a coil spring, the unit can be operated in any desired position. Both electrodes are heat treated and carefully lapped to insure permanently reliable crystal performance.

Type B5—Within 5 KC. of specified frequency* in the amateur 40-meter band.....Net **$4.80**

Frequency to exact integral specified KC's.... Net **$5.90**

*Or choice from dealer's stock.

TYPE LD2 MOUNTED CRYSTAL
FOR THE 80 and 160-METER BANDS

The type LD2 Unit is a mounted, precision low-drift crystal for the 80 and 160-meter amateur bands. The crystal is carefully cut from selected Brazilian Quartz, lapped to exacting limits, accurately calibrated and rigidly tested. It possesses high activity and has a frequency drift of less than ±4 cycles/mc./°C. The mounting is low-loss molded Bakelite with the crystal held under constant spring pressure between two stainless-steel electrodes. The unit plugs into any standard 5-prong tube socket and may be mounted in any position.

Type LD2—Within 5 KC. of specified frequency or choice from dealer's stock.

NET
$4.80

Supplied to exact integral specified KC's.

NET
$5.90

Engineering Bulletin E-6, FREQUENCY CONTROL WITH QUARTZ CRYSTALS, should be read by every engineer, amateur or experimenter interested in frequency control or the measurement of radio frequencies. Price, 10c per copy (Canada and foreign, 15c).

Copyright by U. C. P., Inc.

BLILEY CRYSTAL UNITS

VARIABLE FREQUENCY CRYSTAL UNIT

TYPE VF1



Pat. No. 2,079,540

Enjoy clear channels with a variable frequency crystal unit. By a mere twist of the control knob, your station frequency is continuously variable up to 6 KC. with the 80-meter unit or 12 KC. with the 40-meter unit. When frequency multiplying, the variation is proportionately increased.

The specially ground crystal has a drift of less than ±4 cycles/mc./°C. and an activity only slightly less than that of corresponding fixed-frequency crystals. With the average transmitter, no changes in tuning will be required over the entire adjustable range of the VF1 Unit.

Type VF1—Within 5 KC. of specified minimum frequency in the **80-meter** band ..... Net	**$6.60**
Minimum frequency at exact integral specified KC's., in the **80-meter** band ..... Net	**$8.50**
Type VF1—Within 15 KC. of specified minimum frequency in the **40-meter** band ..... Net	**$6.60**
Within 5 KC. of specified minimum frequency in the **40-meter** band ..... Net	**$8.50**

STANDARD FREQUENCY CRYSTAL UNIT

TYPE SOC100



A 100 KC. mounted crystal of high precision designed for use in frequency standards. This unit, in a simple circuit, provides reliable accuracy for calibration of frequency meters, test oscillators, radio receivers, or for frequency measurements in general.

The rigidly mounted crystal has a frequency-temperature coefficient of less than ±3 cycles/mc./°C., which value is sufficiently low that temperature control is not necessary for, general practice. Included in the aluminum shielded mounting is a tank coil of the proper characteristics for use with this crystal. The complete unit plugs into any standard 5-prong tube socket and may be mounted in any position. Circuit instructions furnished.

Type SOC100 ..... Net	**$15.50**
Type SOC100, calibrated at specified oven temperature ..... **Net**	**$21.00**
Type SOC100X—Mounted 100 KC. X-cut bar, (no tank coil included) ..... Net	**$9.50**

CALIBRATOR CRYSTAL UNIT

TYPE SMC100

The type SMC100 Crystal Unit offers a simple means for constructing a flexible, inexpensive frequency standard. Its dual-frequency feature is advantageous for rapidly checking the calibration of radio receivers, test oscillators, signal generators or amateur monitors. Radio servicemen will find a frequency standard using a type SMC100 Unit to be an invaluable servicing instrument.

By shunting a small variable condenser across the crystal, the 100kc. frequency can be adjusted to exact value at normal room temperatures. The 1000kc. frequency is correct within ±.05%.



Type SMC100—100 KC.—1,000 KC. mounted crystal.

NET

$7.75

BLILEY CRYSTAL FILTER

TYPE CF1

A high-frequency receiver is not complete unless it incorporates a quartz crystal filter. Only through the use of an effective intermediate-frequency filter is it possible to obtain the high degree of selectivity necessary for modern communications.

The Bliley CFI Crystal Filter Unit, with its high Q and freedom from spurious responses, assures maximum selectivity and minimum signal loss. Each crystal is carefully ground to frequency and rigidly tested in equipment simulating actual receiver conditions. The low-loss Steatite holder plugs into any standard 5-prong tube socket.

Type CF1 — for 456 KC., 465 KC. or 500 KC. I.F.

NET

$5.50

For 1600 KC. I.F.

NET

$9.50

Bliley General Communication Frequency Crystals and Mountings are manufactured for all frequencies from 20 KC. to 30 MC. Quotations or recommendations will gladly be extended upon receipt of detailed information concerning your requirements.

Net

Copyright by U. C. P., Inc.

TYPES C AND D CONDENSERS



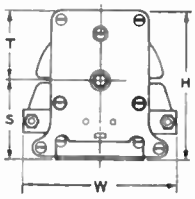

Type	T	S	W	H
C	2 5/16	3 7/32	5 1/2	5 13/32
D	1 27/32	2 5/32	4 1/4	4

Johnson C and D condensers are sturdily constructed to give trouble-free operation under the most severe service. Only the finest materials are employed, yet these units are lower in price than any other quality condensers. Although value is evident throughout the line the models designed for high power applications are particularly outstanding.

All dual models have center rotor connections to insure balanced operation at ultra-high frequencies.

Important features include: Heaviest plates of any similar condenser, .051" thick . . . Ultra-steatite insulation . . . Large laminated rotor brushes . . . Center rotor contacts on all dual condensers . . . Heavy 5/16" diameter tie rods, for frame strength and rigidity, insulated to prevent "Short circuit loops" . . . 1/4" steel shafts, cadmium plated, extending 1 1/2" in front, 3/4" in rear permitting ganging or rear drive. Panel space Type D, 4 1/4" wide x 4" high. Type C, 5 1/2" wide x 5 3/8" high.

TYPE C CONDENSERS SINGLE SECTION

Cat. No.	Capacity* Max.	Capacity* Min.	Spacing	Number Plates	Length**	List Price
250C70	240	31	.175"	23	6 1/16"	$18.00
500C70	496	56	.175"	47	12 7/16"	21.00
250C90	245	45	.250"	31	12 7/16"	17.00
350C90	343	63	.250"	43	14 27/32"	20.60
50C110	51	19	.350"	8	4 25/32"	9.00
100C110	102	30	.350"	17	8 19/32"	11.80
250C110	251	65	.350"	41	18 9/32"	20.80
50C130	50	23	.500"	10	7 31/32"	9.90
100C130	101	41	.500"	21	13 11/32"	14.10

TYPE C DUAL SECTION

200CD45	206	21	.125"	15	7 23/32"	17.50
300CD45	295	26	.125"	21	10 5/16"	21.50
200CD70	198	27	.175"	19	12 7/16"	21.00
300CD70	305	37	.175"	29	16 23/32"	27.00
150CD90	150	29	.250"	19	14 27/32"	22.00
200CD90	196	38	.250"	25	18 9/16"	26.50
50CD110	50	18	.350"	8	10 5/16"	14.50
65CD110	65	20	.350"	11	12 7/16"	16.50
100CD110	103	32	.350"	17	16 23/32"	21.50
50CD130	50	23	.500"	10	14 27/32"	16.75

.060 spacing supplied in either C or D types, also special capacities and spacings.

TYPE D SINGLE SECTION

50D35	49	11	.080"	5	2 19/32"	5.00
100D35	100	14	.080"	8	2 29/32"	5.75
150D35	152	18	.080	12	2 29/32"	6.50
250D35	257	24	.080	20	4 25/32"	8.00
350D35	347	27	.080"	17	5 1/16"	9.50
500D35	501	36	.080"	39	6 1/16"	11.75
100D45	107	19	.125"	12	4 25/32"	6.75
150D45	152	27	.125"	17	4 25/32"	7.90
50D70	51	16	.175	7	2 29/32"	6.50
70D70	72	18	.175	11	4 25/32"	7.40
100D70	100	23	.175"	15	4 25/32"	8.25
150D70	151	31	.175"	23	6 13/16"	10.00
250D70	244	45	.175"	37	10 3/16"	13.50
350D70	351	62	.175"	53	13 1/16"	17.00
50D90	54	19	.250	10	4 25/32"	7.00
70D90	73	24	.250	14	5 13/16"	8.00
100D90	99	30	.250"	19	7 7/16"	9.00
150D90	149	43	.250"	29	10 5/16"	11.50
250D90	249	70	.250"	49	15 7/8"	16.00

TYPE D DUAL SECTION

100DD35	99	12	.080"	8	4 25/32"	8.25
150DD35	151	15	.080"	12	5 1/16"	9.75
200DD35	202	19	.080"	16	7 23/32"	11.50
300DD35	291	23	.080"	23	9 13/16"	16.00
500DD35	504	37	.080"	39	13 11/32"	22.50
150DD45	155	22	.125"	18	9 15/16"	13.00
200DD45	200	29	.125"	23	12 7/16"	15.35
50DD70	50	13	.175"	8	5 13/16"	9.00
70DD70	72	16	.175"	11	7 7/16"	10.50
100DD70	99	21	.175"	15	9 13/16"	12.50
150DD70	151	31	.175"	23	13 1/16"	16.00
200DD70	200	40	.175"	30	16 25/32"	19.50
50DD90	52	18	.250"	10	9 13/16"	11.50
100DD90	97	29	.250"	19	14 27/32"	16.50

***Capacity per Section **Length Over End Plates**

TYPES E AND F CONDENSERS



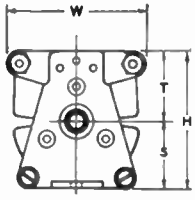

Type	T	S	W	H
E	1 5/16	1 9/32	2 5/8	2 13/32
F	1 1/32	31/32	2 1/16	2

Designed as rugged, compact units for medium and low power transmitters, type E and F condensers are in a class by themselves. Heavy (.032") plates, rounded and buffed . . . Heavy (1/4") frame rods . . . Ultra-steatite insulation . . . Heavy, cadmium plated, phosphor bronze contact springs . . . and stators mounted above to reduce capacity to ground are outstanding features of these condensers. Front (1 1/2") and rear (3/4") shaft extensions permit ganging. In addition to the spacing shown .030" can also be supplied on special order.

TYPE E CONDENSERS SINGLE SECTION

Cat. No.	Capacity* Max.	Capacity* Min.	Spacing	Number Plates	Length**	List Price
250E20	244	12	.045"	23	2 25/32	$5.35
350E20	356	14	.045"	33	3 17/32"	6.35
500E20	495	18	.045"	45	4 15/32"	7.50
35E30	38	6	.075"	6	1 23/32"	3.80
50E30	51	7	.075"	8	1 15/16"	4.00
70E30	73	10	075"	11	2 5/32"	4.30
100E30	100	10	.075"	15	2 11/16"	4.65
150E30	154	13	.075"	23	3 7/16"	5.40
250E30	250	19	.075"	37	4 15/16"	6.75
350E30	350	22	.075"	51	6 7/16"	8.10
35E45	38	8	.125"	9	2 5/16"	4.10
50E45	47	10	.125"	12	2 31/32"	4.35
70E45	75	13	.125"	17	3 9/16"	5.00
100E45	101	16	.125"	23	4 17/32"	5.60
150E45	145	20	.125"	33	6 3/16"	6.70
250E45	245	30	.125"	55	9 9/16"	9.10

TYPE E DUAL SECTION

200ED20	206	10	.045"	19	5 1/8"	8.25
300ED20	304	15	.045"	29	6 23/32"	9.95
50ED30	52	7	.075"	8	4 3/16"	5.95
70ED30	71	8	.075"	11	4 17/32"	6.50
100ED30	99	10	.075"	15	5 3/8"	7.25
150ED30	152	11	.075"	23	7 1/8"	8.70
200ED30	195	15	.075"	29	8 3/8"	9.95
50ED45	51	9	.125"	12	6 5/32"	6.80
70ED45	73	11	.125"	17	7 7/16"	7.90
100ED45	100	15	.125"	23	9 9/32"	9.15

TYPE F SINGLE SECTION

35F20	35	6	.045"	6	1 1/2"	3.50
50F20	48	7	.045"	9	1 29/32"	3.70
70F20	67	8	.045"	11	1 29/32"	4.00
100F20	106	9	.045"	17	2 1/4"	4.50
150F20	156	12	.045"	25	2 7/8"	5.25
250F20	255	18	.045"	41	4 3/16"	6.65
35F30	34	7	.075"	9	1 7/8"	3.80
50F30	51	8	.075"	13	2 5/16"	4.15
70F30	68	10	.075"	17	2 25/32"	4.60
100F30	102	13	.075"	25	3 13/16"	5.30
150F30	150	18	.075"	37	4 7/8"	6.40

TYPE F DUAL SECTION

50FD20	47	6	.045"	9	3 1/2"	5.75
70FD20	67	7	.045"	11	3 27/32"	6.25
100FD20	105	9	.045"	17	4 3/4"	7.30
150FD20	155	10	.045"	25	6"	8.50
200FD20	207	13	.045"	33	7 7/16"	10.00
50FD30	51	7	.075"	13	4 27/32"	6.70
70FD30	67	10	.075"	17	5 23/32"	7.45
100FD30	101	11	.075"	25	7 1/16"	8.95

***Capacity per section **Length Over End Plates**

GENERAL CONDENSER INFORMATION

The first part of the catalog number indicates the capacity in mmfd. The following letter indicates the frame size or type, and if a dual condenser the second letter D indicates this. The final number multiplied by 100 is the approximate breakdown voltage. Since many conditions, such as altitude, humidity, and frequency, also influence this factor, this figure is only approximate. The maximum and minimum capacity for the dual condenser applies only to one section. In series maximum will be slightly more than one-half and minimum approximately two-thirds.

Copyright by U. C. P., Inc.

E. F. JOHNSON Company

WASECA, MINNESOTA

TYPE H, G, AND J CONDENSERS

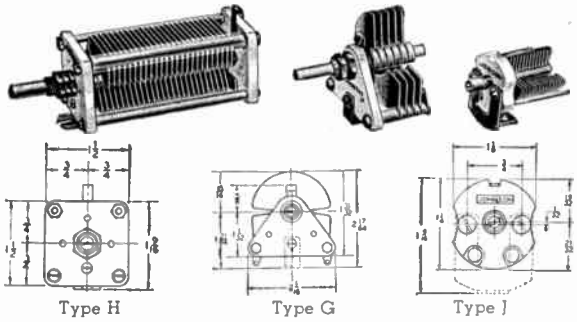

Type H Type G Type J

Type H Condensers

The Type H Condenser was designed for aircraft transmitters and combines a minimum of weight and size with simple but rugged construction. Extremely small panel space, .020" plates, and universal mounting brackets make this one of the most popular condensers in the line.

Cat. No.	Capacity* Max.	Capacity* Min.	Spacing	Number Plates	Length**	List Price
TYPE H CONDENSERS SINGLE SECTION						
25H15	24	4	.030"	5	11/16"	$2.20
35H15	35	5	.030"	7	25/32"	2.25
50H15	52	6	.030"	11	7/8"	2.35
70H15	71	7	.030"	15	1 3/16"	2.45
100H15	101	8	.030"	21	1 1/2"	2.60
150H15	150	9	.030"	31	2 13/32"	3.45
250H15	250	11	.030"	51	3 13/32"	3.95
25H30	26	8	.080"	13	2 3/16"	2.85
35H30	35	9	.080"	17	2 1/2"	2.95
50H30	50	10	.080"	25	3 13/32"	3.30
70H30	70	12	.080"	35	4 15/32"	3.75
TYPE H DUAL SECTION						
35HD15	35	5	.030"	7	1 11/16"	4.60
50HD15	52	6	.030"	11	2 21/32"	4.85
70HD15	71	7	.030"	15	2 1/2"	5.05
100HD15	101	8	.030"	21	3 3/32"	5.40
35HD30	35	9	.080"	17	4 13/32"	5.30
50HD30	50	12	.080"	25	6"	5.80

*Capacity per Section **Length Over End Plc ɔs

NOTE: 25H15 to 100H15 inclusive have single end plates.

Type J Condensers

The type J condenser is a midget with big condenser characteristics. Wider spacing than most small types makes it ideal for oscillator and low power amplifier stages. It can be used in conjunction with Johnson tube socket type inductors to provide an extremely compact tank unit. Universal brackets make possible a variety of mountings.

Cat. No.	Capacity Max.	Capacity Min.	Spacing	Number Plates	Length	List Price
7J12	7	2	.025"	3	25/32"	$1.65
15J12	15	2.5	.025"	6	7/8"	1.70
25J12	28	3.5	.025"	10	1 1/32"	1.90
50J12	55	4.3	.025"	19	1 3/8"	2.05
75J12	74	5	.025"	26	1 11/16"	2.30
100J12	102	7	.025"	36	2 3/32"	2.55

Type G Condensers

The type G condenser is extremely popular as a neutralizing condenser for medium and low power stages. Universal mounting brackets, simplicity in construction, together with a wide range of capacities and spacings, make it adaptable to many applications. Features include a single end plate of ultra-steatite, low minimum capacity, .032" plates, locking nut, and front and rear shaft extension.

Cat. No.	Capacity Max.	Capacity Min.	Spacing	Number Plates	Length	List Price
25G20	27	3.5	.045"	5	29/32"	$2.75
50G20	52	5	.045"	9	1 5/32"	3.10
8G45	7.5	3	.125"	3	1"	2.55
13G45	13	4.3	.125"	5	1 5/16"	2.75
23G45	23	6.3	.125"	9	1 15/16"	3.10
6G70	5.5	3	.225"	3	1 1/4"	3.30
12G70	12	5.3	.225"	7	2 5/16"	4.15

TYPE N CONDENSERS

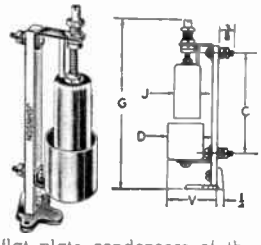

Small mounting space requirements, extremely high voltage rating in proportion to size, fine adjustment with uniform voltage breakdown throughout the full capacity range, and low cost make these neutralizing condensers ideal for the modern transmitter. "Plates" are aluminum cups supported on an ultra-steatite frame with cast aluminum mounting bracket.

Because of the design these condensers will stand much higher voltage than conventional flat plate condensers of the same spacing.

Type N125 for plate voltages up to 1500 volts, plate modulated; type N250 for plate voltages up to 2500 volts, plate modulated; type N375 for plate voltages up to 3500 volts, plate modulated. This is not to be confused with peak voltage ratings which are several times those shown.

Cat. No.	Capacity Max.	Capacity Min.	J	DIMENSIONS D	C	G	V	Spacing	List Price
N125	12	2.5	1	1.375	3 1/8	6 13/32	1 15/16	.125"	$4.50
N250	12	2.9	1.125	1.73	3 3/4	7 11/32	2 9/32	.250"	4.90
N375	13	3.4	1.375	2.25	4 3/8	8 23/32	2 27/32	.375"	6.00

ROTATING COIL "HI-Q" INDUCTORS

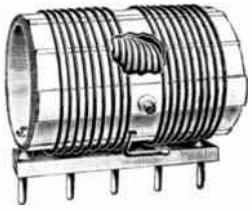

Johnson Hi-Q inductors were designed for optimum LC ratios. The highly glazed porcelain coil form includes ribs which insure a minimum of contact between the wire and the insulating form. Losses involved in this type of construction are a minimum and yet provide a rigid unit which cannot be damaged by careless handling. Floating Jacks in the mounting bar insure perfect contact. Two sizes are provided and both are available either with or without the rotating coupling coil. On the higher frequency bands the coupling coils are adequate for working directly into a 600 ohm open wire line, while on the lower frequency bands couplings may easily be made into a 70 ohm line or an antenna tuner.

Cat. No.	Band (Meters)	Cap.* mmf.	Coupling	Dimensions LxD	Watts Input	List Price
660	10	26	Rotary	4 1/16"x2"	350	$3.75
661	20	33	Rotary	4 1/16"x2 1/2"	350	3.95
662	40	40	Rotary	4 1/16"x2 1/2"	350	4.10
663	80	75	Rotary	4 1/16"x2 1/2"	350	4.25
664	160	150	Rotary	4 1/16"x2 1/2"	350	4.40
670	10	26	None	4 1/16"x2"	350	1.95
671	20	33	None	4 1/16"x2 1/2"	350	2.10
672	40	40	None	4 1/16"x2 1/2"	350	2.20
673	80	75	None	4 1/16"x2 1/2"	350	2.30
674	160	150	None	4 1/16"x2 1/2"	350	2.40
666	Form only			4 1/16"x2"		.80
667	Form only			4 1/16"x2 1/2"		.85
668	Ultra-steatite Plug Strip for 666 and 667					1.00
669	Ultra-steatite Jack Base for Mounting above Inductors					1.00
680	10	26	Rotary	6 3/4"x2 3/4"	1000	5.20
681	20	26	Rotary	6 3/4"x3 1/2"	1000	5.55
682	40	42	Rotary	6 3/4"x3 1/2"	1000	5.75
683	80	70	Rotary	6 3/4"x3 1/2"	1000	5.90
684	150	140	Rotary	6 3/4"x3 1/2"	1000	6.00
690	10	26	None	6 3/4"x2 3/4"	1000	3.00
691	20	26	None	6 3/4"x3 1/2"	1000	3.25
692	40	42	None	6 3/4"x3 1/2"	1000	3.40
693	80	70	None	6 3/4"x3 1/2"	1000	3.50
694	150	140	None	6 3/4"x3 1/2"	1000	3.65
686	Form only			6 3/4"x2 3/4"		1.45
687	Form only			6 3/4"x3 1/2"		1.55
688	Ultra-steatite Plug Strip for 686 and 687					1.50
689	Ultra-steatite Jack Base for Mounting above Inductors					1.50

* Total Circuit Capacity required to effect resonance at low frequency end of band. Actual condenser capacity will be smaller by the sum of the tube out-put and wiring capacities, generally between 5 and 20 mmf.

For Edgewise Wound Inductors see next page.

TUBE-SOCKET "HI-Q" INDUCTORS

These inductors were designed to plug into a four or five prong tube socket such as Johnson Nos. 224 or 225. They are available for all bands with either center or end links. Those with center links are center tapped for split stator circuits. The forms are composed of glazed high grade porcelain and provided with ribs so that a negligible portion of the winding is in contact with the insulating form. Used with the type J condenser mounted inside, they make excellent tank units for oscillator and low power stages. Rugged in construction, there is no danger of damaging a delicate winding by careless handling. Wound of heavy wire they will safely handle powers of 100 watts or less. Convenient additional terminal at top for plate connection to tubes with plate cap. All sizes use coil forms 1 3/4" in diameter and 3 3/4" high.

Cat. No.	Band (Meters)	Cap. mmf.	Coupling	Watts Input	List Price
640	10	24	Link at Center	100	$1.65
641	20	33	Link at Center	100	1.65
642	40	37	Link at Center	100	1.65
643	80	71	Link at Center	100	1.65
644	160	130	Link at Center	100	1.65
650	10	36	Link at Bottom	100	1.55
651	20	58	Link at Bottom	100	1.55
652	40	70	Link at Bottom	100	1.55
653	80	75	Link at Bottom	100	1.55
654	160	110	Link at Bottom	100	1.55
646	Form Only, Four Prong				.80
647	Form Only, Five Prong				.80

Copyright by U. C. P., Inc.

TUBE SOCKETS

209-210-211-216

213-214

"The World's Most Famous Tube Sockets," a title earned over years of top quality in material, workmanship and design, cover nearly every transmitting tube requirement. Johnson sockets are specified by exacting users wherever conditions are most severe, as in Government services.

No. 209 is similar to No. 210 but provides greater spacing between contacts and shell, for higher voltages. No. 211, the standard "50 watt" socket, has double filament contacts for carrying heavy currents. No. 216 is for "jumbo 5 prong" tubes such as 204A, 849, etc., and features a plate terminal "safety cup." 210F and 211F are for front of panel mounting and are enclosed in lustrous black finished aluminum housings.

EIMAC 152TL and 304TL tubes take the new 213 socket, and EIMAC 150CTH etc. take the new 214 (with air jet for cooling filament seal).

All contacts are heavy, side wiping type, phosphor bronze, with choice of beryllium copper in most cases: shells, where used, are heavy brass, nickel plated; bases of excellent white porcelain, with steatite (Gov't grade G) optional.

Explanation of catalog number. No letter suffix indicates porcelain base and phosphor bronze contacts. Letter **B** indicates **beryllium copper** contacts. Letter **S** indicates **steatite** base (Government Grade G).

Cat. No.	Base	List Price	Cat. No.	Base	List Price
209	"UX"	$0.95	211SB	"50 watt"	$3.00
209B	"UX"	1.10	211F	"50 watt"	3.50
209S	"UX"	1.85	213	"Eimac"	1.50
209SB	"UX"	2.00	214	"Eimac"	2.50
210	"UX"	.85	215	"250 watt"	3.50
210B	"UX"	1.00	216	"5 prong"	2.50
210F	"UX"	2.50	216B	"5 prong"	3.00
211	"50 watt"	1.25	216S	"5 prong"	4.25
211B	"50 watt"	1.60	216SB	"5 prong"	4.75
211S	"50 watt"	2.70			

WAFER SOCKETS

237-247

235

217-224-225-226-227-228

Johnson ceramic wafer sockets are insulated with steatite (Gov't grade G, wax impregnated) making them excellent for use at high and ultra-high frequencies. Contacts are cadmium plated, reinforced with cadmium plated steel springs, recessed in the form to prevent movement. All metal parts are countersunk and mounting holes bossed to permit mounting on metal panel without shorting.

No. 235 acorn socket has silver plated beryllium copper contacts mounted on bosses, providing long leakage paths. No. 237 is a socket for the HK 257 and RCA 813 tubes and No. 247 for the RCA 829 and 832 tubes is similar, with an aluminum tube shield.

Cat. No.	Base	List Price	Cat. No.	Base	List Price
224	4 prong	$ .55	228	Octal	$ .70
225	5 prong	.60	235	Acorn	1.25
226	6 prong	.60	237	7 prong	1.25
227	7 pr. large	.65	247	7 prong	1.75
217	7 pr. small	.65			

EDGEWISE WOUND "HI-Q" INDUCTORS

Wound with plated edgewise copper strip and supported by low-loss hard rubber insulation, these inductors present a very commercial appearance and safely handle up to 1000 watts. Sizes for all bands and for impedance matching networks. Also available on special order with Mycalex or Bakelite insulation. Other edgewise wound inductors are listed in the Commercial Catalog.

Cat. No.	Band (Meters)	Cap.* mmf.	Coupling	Dimensions LxD	Watts Input	List Price
610	33 mh impedance matching			7¾"x2½"	1000	$5.45
611	14 mh impedance matching			4" x2½"	1000	3.60
620	160	100	None	9" x4"	1000	6.75
622	80	50	None	6½"x3¼"	1000	5.15
624	40	25	None	6" x3¼"	1000	4.20
626	40	50	None	5" x2½"	1000	3.50
628	20	30	None	4¾"x2½"	1000	3.00
619	20 mh coupling inductor			3¼"x4"	1000	3.35
623	8.1 mh coupling inductor			2¼"x3¼"	1000	2.75
627	2.2 mh coupling inductor			1½"x2"	1000	2.40
LC4	Connector Clips for above inductors					.20

*Total circuit capacity required to effect resonance at low frequency end of band. Actual condenser capacity will be smaller by the sum of the tube out-put and wiring capacities, generally between 5 and 20 mmf.

PLUGS AND JACKS

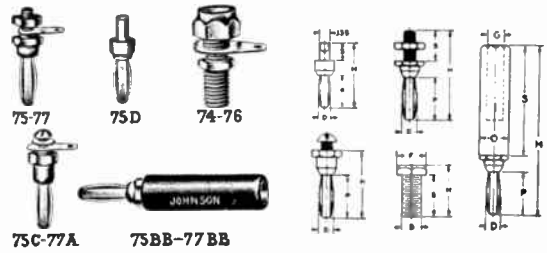

"Banana Spring" TYPE

Nickel-silver springs, and high-grade nickeled brass screw machine parts with accurate threads and milled nuts. Studs extend full length of springs.

75C is a tapped plug with 5/16" 6-32 machine screw in head. 75D is designed for riveting or soldering. Spring is of beryllium copper.

75BB has 1 1/16" black insulated handle; 75 BR same but red. 77BB has 1¾" black insulated handle; 77BR same but red.

Dimensions

Cat. No. Plugs	S	P	D	H	G	O	Thread	List Price
75	⅜	.53	.170	1.115			6-32	$0.07
75A	¾	.53	.170	1.490			6-32	.07
75BB	1⅜	.53	.170	2.115	.215	7/16		.15
75BR	1⅜	.53	.170	2.115	.215	7/16		.15
75C		.53	.170	.94			6-32 Screw	.08
75D	7/32	.40	.155	.81				.08
77	⅝	.74	.300	1.77			¼-28	.20
77A	⅝	.74	.300	1.15			10-32 Screw	.25
77BB	1¾	.74	.300	2.90	5/16	⅝		.35
77BR	1¾	.74	.300	2.90	5/16	⅝		.35
Jacks		F	D	S	H			
74		⅜	¼	17/32	⅝		¼-28	.06
76		15/16	⅜	15/16	1 5/32		⅜-24	.25
76A		1⅛" Body					¼-20 Screw	.25

"Spring-Sleeve" TYPE

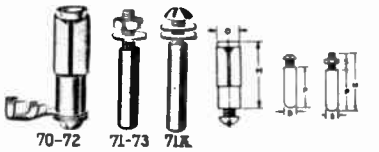

These jacks have maximum current carrying capacity, minimum resistance, great mechanical strength, and snug fit. Tension is maintained by phosphor bronze "spring sleeves."

Dimensions

Cat. No. Plugs	D	S	P	H	Thread	List Price
71	.375	½	1⅛	1⅝	¼-28	$0.14
73	.250	⅜	15/16	1 5/16	10-32	.07
73A	.250		15/16		10-32 Screw	.07
Jacks						
70	½			1½	¼-20 Screw	.35
72	⅜			1⅛	10-32 Screw	.25

TUBE CAPS

Tube caps of phosphor bronze, cadmium plated, for transmitting use. Provide positive grip and low resistance contact. Formed on one piece there are no mechanical joints to corrode and cause resistance.

Cat. No.	List
852—Medium, for 802, etc.	$0.05
854—Large, for 866, etc.	.10

TINNED COPPER SOLDERING TERMINALS

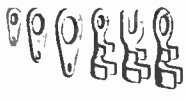

Available in six sizes, Johnson soldering terminals meet the requirements of most applications. Composed of copper for low resistance, they are tinned to permit easy soldering. Composed of heavy material and accurately formed these terminals are far superior to most products.

Cat. No.	List Price per 100
880—9/16" long, 6—32 hole	$0.40
881—13/16" long, ¼" hole	.53
882—1" long, ⅜" hole	1.25
883—13/16" long, No. 10 hole	1.85
884—1" long, No. 10 spade	2.05
885—1 1/16" long, ¼" hole	3.25

Copyright by U. C. P., Inc.

E. F. JOHNSON Company

WASECA, MINNESOTA

THE JOHNSON "Q" AND JOHNSON "Q" BEAM



The phenomenal results obtained by the thousands of users of the Johnson Q antenna system are due to the extremely high efficiency of this famous antenna. Applications include half-wave doublet, either horizontal or vertical, harmonic or "long wire" radiator, radiator-reflector, radiator-director, "V" Beam, Johnson Q Beam and others. All of these systems, including complete technical details, are described in the JOHNSON-BASSETT ANTENNA HANDBOOK listed on page seven

The Johnson Q Beam is a special application of the Q system. It consists of two half-wave Q antennas spaced 1-5 wave and Q sections connected in parallel at the bottom. In ordering specify two QS antennas for the **lower frequency** of the two bands desired. For example if you want a Q Beam to operate on 10 and 20 meters, order two Johnson Qs for 20 meters.

COMPLETE "Q" SYSTEMS

Cat. No.	Band (Meters)	List Price
5QS	5	$7.00
5QM	5	10.00
10QS	10	8.65
20QS	20	14.50
40QS	40	26.00

"S" indicates straight tubing.

ALUMINUM "Q" TUBING

Cat. No.	Lengths	Band	List Price
ST5	2—4' 3"	5	$ 2.45
ST10	2—8' 6"	10	4.20
ST20	4—8' 6"	20	$ 9.20
ST40	8—8' 6"	40	18.40

"Q" SPACING BARS

Made of dense, highly vitrified white glazed porcelain, with aluminum tubing clamps. Used for spacing tubing in matching transformer applications. Clamps are arranged so spacing is continuously variable from zero to four inches.



33

No. 33—Spacing Bar ..... **List $0.30**

"Q" SUSPENSION ASSEMBLY

106

Includes new type insulator and all necessary hardware for connecting "Q" matching section to antenna and transmission line. Insulator may also be used to bring off "Zepp" feeders from the flat top.

Cat. No.	List Price
39—Suspension Assembly	$1.90
106—Antenna-Feeder Insulator only	.60

ENAMELLED COPPERWELD ANTENNA WIRE

Johnson Enameled Copperweld Antenna Wire is the ideal material for any system where the wire must not stretch nor sag. The steel core provide almost three times the strength of ordinary copper wire, the copper coating provides low RF resistance, and the enamel prevents corrosion. **Prices are per 100 feet.** Carried by most suppliers in bulk, it is available from the factory in any specified length.

Cat. No.	B&S Gauge	Feet per lb.	Breaking Strength	List Price
346	8	22	1700 lbs.	$4.25
348	10	34½	1130 lbs.	2.75
350	12	54	720 lbs.	1.90
352	14	85	400 lbs.	1.25

STRAIN INSULATORS

30-32

Numbers 30 and 32 are ideal for ordinary application requiring a sturdy insulator at a low price. Number 38 provides an extremely long leakage path and was intended for high voltage application. All are of white glazed low absorption porcelain. Particularly useful in breaking up guy wires where good insulation and light weight is essential. Keep several on hand for emergencies.

Cat. No.	Length	List Price
30	2"	$0.11
32	1½"	.08
38	1½"	.15

38

FEEDER INSULATORS

132-134-136

31

Numbers 132, 134 and 136 are conventional feeder spreaders having a cross-section of 3/8" x 1/2" and No. 132 is also provided with notches for 1½" line spacing. Number 31 Transposition insulator makes possible crossing over the transmission line at frequent intervals to prevent radiation and provide 2" line spacing. All insulators are of high grade low absorption glazed porcelain.

Cat. No.	Length	List Price
132	2"	$0.15
134	4"	.20
136	6"	.25
31		.16

ANTENNA INSULATORS

107-112-120

151-152-153

These insulators are of genuine WET PROCESS porcelain, with smooth white glazing. The all-porcelain types are 1" in diameter. Their long leakage path, low capacity, and freedom from moisture absorption result in exceptional efficiency. The Commercial Type is 1½" in diameter, for uses where much greater strength is necessary. End fittings are of non-corrosive aluminum alloy. No. 104 is a dry process 4" antenna insulator, 5/8" square for service where the strength of the 1" types is not required.

Cat. No.	Break Strength	Length	List Price
104	400 lbs.	4"	$0.20
107	800 lbs.	7"	.70
112	800 lbs.	12"	.90
120	800 lbs.	20"	1.50

Cat. No.	Break Strength	Net	Overall	List Price
151	5000 lbs.	8"	15½"	$9.00
152	5000 lbs.	12"	19½"	10.75
153	5000 lbs.	20"	25½"	15.00

RADIO FREQUENCY CHOKES

Uniformly flat in response, Johnson R.F. chokes are equally effective over the entire range for which they are designed. Coils are of enameled silk-covered wire impregnated with high grade R.F. lacquer, and are wound on steatite cores. Current ratings are for continuous service and may be increased for intermittent use.

752-754-762

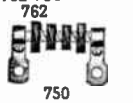

750



760

Cat. No.	Frequency	Current Rating	Lgth.	List Price
750	1.7 to 30 mc	150 ma	1½	$0.70
752	1.7 to 30 mc	500 ma	2⅞	1.25
754	1.7 to 30 mc	750 ma	4 3/16	2.15
760	Ultra-high	250 ma	1½	.55
762	Ultra-high	1500 ma	2⅞	.80

INDUCTOR CLIPS

860

Phosphor bronze, cadmium plated with clamping screw and integral solder loop The only clip taking wire from No. 20 to No. 10, without danger of tilting and shorting adjacent turns.

No. 860—Clip ..... **List $0.10**

Copyright by U. C. P., Inc.

E. F. JOHNSON Company

WASECA, MINNESOTA

STAND-OFF AND CONE INSULATORS

60 66 65 20 600

Available in a variety of shapes and sizes all are composed of superior white glazed porcelain except the 500 series which is Alsimag 196. Numbers 65, 66, 67 and 68 are equipped with metal bases which are available either in cadmium plated steel or lacquered brass. Porcelain cones in 600 series have threaded brass inserts, far superior to poorly fitting porcelain threads.

STAND-OFF INSULATORS

Dimensions

Cat. No.	A	B	C	H	Hardware	List Price
			All Porcelain Types			
20	3/4	1 3/4	15/16	1 9/16	10-32	$0.14
20J	3/4	1 3/4	15/16	1 9/16	74 Jack	.18
22	15/32	1 3/32	5/8	1	8-32	.10
22J	15/32	1 3/32	5/8	1	74 Jack	.14
24	3/8	1	11/16	5/8	6-32	.08
60	1 1/8	2 1/2	1 7/8	4 1/2	1/4-20	.65
62	15/16	1 7/8	1 9/16	2 3/4	1/4-20	.40
			Metal Base Types			
65	5/8	1 1/8	7/8	1 3/8	10-32	.25
65B*	5/8	1 1/8	7/8	1 3/8	10-32	.30
65J	5/8	1 1/8	7/8	1 3/8	74 Jack	.30
66	15/16	1 3/4	1 1/4	2 3/4	1/4-20	.40
66B*	15/16	1 3/4	1 1/4	2 3/4	1/4-20	.50
66J	15/16	1 3/4	1 1/4	2 3/4	76 Jack	.55
67	1 1/16	2 1/4	1 3/4	4 1/2	1/4-20	.60
67B*	1 1/16	2 1/4	1 3/4	4 1/2	1/4-20	.70
67J	1 1/16	2 1/4	1 3/4	4 1/2	76 Jack	.80
68	23/32	1 5/8	1 1/16	2	10-32	.30
68B*	23/32	1 5/8	1 1/16	2	10-32	.40
68J	23/32	1 5/8	1 1/16	2	74 Jack	.35

* "B" suffix indicates Brass Base.

CONE INSULATORS

			Porcelain		
600	7/16	5/8	5/8	6-32	.14
601	1/2	3/4	1	8-32	.16
601J	1/2	3/4	1	74 Jack	.22
602	1/2	1	1 1/2	8-32	.20
602J	1/2	1	1 1/2	74 Jack	.25
603	5/8	1 1/8	2	10-32	.25
603J	5/8	1 1/8	2	74 Jack	.30
604	3/4	1 1/2	3	10-32	.35
604J	3/4	1 1/2	3	76 Jack	.50
			Ultra-Steatite		
500	7/16	5/8	5/8	6-32	.20
501	1/2	3/4	1	8-32	.30
502	1/2	1	1 1/2	8-32	.55
503	5/8	1 1/8	2	10-32	.80
504	3/4	1 1/2	3	10-32	1.30

BRASS BASES

866-867 865

For outside use, particularly under corrosive conditions, lacquered brass bases are recommended, if necessary for replacement, on Numbers 65, 66, 67 and 68 insulators.

Cat. No.	For Use With	List Price
865	65	$0.07
866	66-68	.10
867	67	.12

SHAFT COUPLINGS

250-251

252

258

Flexible coupling units insulated with Ultra-steatite are available in two sizes, No. 250, 1 3/8" diameter and No. 251, 2 1/4" diameter. Flexibility is obtained by cadmium plated phosphor bronze spring with no backlash.

No. 252 is an improved solid insulated coupling of Ultra-steatite for 1/4" shaft. Long leakage path and accurate alignment of hubs are outstanding features.

No. 258 cadmium plated brass compression shaft coupling will not burr shaft and is much stronger than set screw type. Ideal for coupling together 1/4" shafts where they need not be insulated.

Cat. No.	Shaft	Diameter	List Price
250	1/4"	1 3/8"	$0.80
251	3/8"	2 1/4"	1.40
251A	1/4"	2 1/4"	1.40
251B	1/4" & 3/8"	2 1/4"	1.40
252	1/4"	11/16"	.75
258	1/4"	1/2"	.15

THRU-PANEL AND LEAD-IN INSULATORS

55 50 40 45 53 & 90 54

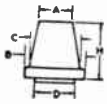

All types are composed of high quality white glazed porcelain except No. 55 which is Alsimag 196. Numbers 53 and 54 are single porcelain bushings without hardware. See below for mounting flanges and threaded brass rod to meet your individual requirements. All other types are complete with hardware.

THRU-PANEL INSULATORS

Dimensions

Cat. No.	A	B	C	D	E	H	Hardware	List Price
40	15/32	15/16	23/32	7/16	1/2	1 1/4	10-32	$0.30
40J	15/32	15/16	23/32	7/16	1/2	1 1/4	74 Jack	.35
42	1/2	3/4	15/16	.400	3/8	7/8	10-32	.23
42J	1/2	3/4	15/16	.400	3/8	7/8	74 Jack	.28
44	3/8	5/8	17/32	.305	5/16	5/8	6-32	.18
45	5/8	1 1/4	7/8	1/2	11/16	1 3/8	10-32	.40
45J	5/8	1 1/4	7/8	1/2	11/16	1 3/8	74 Jack	.45
46	15/16	1 5/8	1 1/4	11/16	1	2 3/4	1/4-20	.65
46J	15/16	1 5/8	1 1/4	11/16	1	2 3/4	76 Jack	.80
47	1 1/16	2 1/8	1 3/4	31/32	1 1/2	4 1/2	1/4-20	1.05
47J	1 1/16	2 1/8	1 3/4	31/32	1 1/2	4 1/2	76 Jack	1.25
48	23/32	1 5/8	1 1/16	5/8	7/8	2	10-32	.45
48J	23/32	1 5/8	1 1/16	5/8	7/8	2	74 Jack	.50
			LEAD-IN BUSHINGS					
50	3/8	3/4	9/16	15/16		1/2		.20
51	5/8	1 1/4	1 1/16	27/32		13/16		.35
52	7/8	1 3/4	1 1/2	1 7/32		1 1/8		.50
53	1 1/16	2 1/2	2	1 27/32		1 3/4		.30
54	1	3 1/2	2 7/8	2 11/16		4		.70
55	1/2	3/4	1/2	15/32		1/4		.25

MOUNTING FLANGES

Mounting Flanges of cast aluminum for Lead-In Bushings 53 and 54.

53 and 90

Cat. No.	For Bushing No.	List Price
90	53	$0.30
91	54	.60

THREADED BRASS ROD

240-241-242

Used with stand-off and thru-panel insulators for making lead-in bushings, and for other purposes. 1/4" diameter, threaded 1/4-20. Nickel plated. Complete with 4 nuts and washers.

Cat. No.	Length	List Price
240	8"	$0.35
241	10"	.45
242	15"	.55

PANEL BEARINGS

Cadmium plated brass, for 1/4" shaft and up to 3/8" panels. Also with 3" and 6" cadmium plated brass shafts.

255

Cat. No.	List Price
255—Panel Bearing	$0.15
256—Bearing and 3" shaft	.30
257—Bearing and 6" shaft	.40

FLEXIBLE SHAFTS

253-254

Phosphor bronze, non-rusting, with 1/4" hubs. Permit out-of-line or up to 90 degree angular control.

Cat. No.	Length	List Price
253	3"	$0.35
254	6"	.50

HANDLE INDICATORS

Highly attractive although low in price these solid molded Bakelite controls will enhance the appearance of any equipment. No. 204 fits 1/4" shafts and has 4" scale. No. 206 fits 1/4" shaft, has removable bushing for 3/8" shaft, and 6" scale

Cat. No.	List Price
204—Handle Indicator	$1.00
206—Handle Indicator	1.25

Copyright by U. C. P., Inc.

E. F. JOHNSON Company WASECA, MINNESOTA

LADDER-TYPE CENTER STRUCTURE

The ladder-type center supporting structure has been proven the most practical and economical type of support yet devised. Strong yet light and inexpensive it comes in five sizes to meet all rotary beam requirements. It can be used equally well with any type beam.

2101	3½' 2 El 10M...	$ 4.90	2102	7' 2 El 20M...	$ 9.35
2102	7' 3 El 10M....	9.35	2106	14' 3 El 20M...	18.20
2103	10¼' 4 El 10M..	13.50	2107	21' 4 El 20M...	27.50

CENTER STRUCTURE HINGE BRACKET

Designed to be used in conjunction with the above ladder-type center structure for mounting the beam assembly on the rotating device. Permits hinging the array down for adjustment, and simplifies mounting. Complete with all necessary hardware.

2151 Bracket for 2101, 2102, 2103 center structure.....$ 9.50
2152 Bracket for 2106, 2107 center structure..... 10.50

ELEMENT SUPPORTING CROSS ARMS

A special truss-type support designed for 1 inch or smaller tubing elements. Construction and length has been worked out to hold the elements rigidly in place under most severe conditions.

2161 5⅔' 10M .....$4.25 2162 11' 20M $7.00

ADJUSTABLE TUBING ELEMENTS

Composed of 1 inch and ⅞ inch rust-proof manganese aluminum alloy, these elements are much stronger than ordinary aluminum, and far superior to other types due to low surface resistance. They are supplied cut to length and a close fitting adjustable section is provided for tuning, locked securely in place by clamps. Elements complete for mounting except for insulators and supplied in matched sets for the rotary antennas indicated.

2201	2 El 10M.....	$15.85	2205	2 El 20M.....	$35.00
2202	3 El 10M.....	21.30	2206	3 El 20M.....	50.25
2203	4 El 10M.....	26.75	2207	4 El 20M.....	65.25

ELEMENT SUPPORTING INSULATORS

A special insulator having low RF losses and designed to carry any type tubing elements without breaking.

2171 Insulator complete with hardware, each.....35c

IMPEDANCE MATCHING RECEIVER COUPLER

Most modern communications receivers such as RME, Hallicrafters, Hammarlund, etc., have an input impedance of 300 to 600 ohms resulting in considerable signal attenuation when used with low impedance lines. This coupler was designed to match such receivers to lines having an impedance of 70 ohms or less. The usual result is a 20 db. increase in signal strength. Highly recommended for all antennas using concentric cable.

2251 Receiver Coupler $2.50

VERTICAL COAXIAL ANTENNAS

One of the newest developments in UHF antennas, the Coaxial is rapidly becoming very popular because of low cost, ease of installation, and outstanding results. Elements are of ⅞ inch manganese aluminum alloy tubing mounted on wooden base by means of high frequency insulators. Easily mounted in a few minutes on any type of support or mast. All types adjustable over entire frequency band and priced less cable. Amount and power of 64 ohm cable should be selected above, and factory installation will be made at no extra charge. Length is measured from center of radiator. Police types are adjustable over a range of 5 MC. In ordering specify frequency desired. Receiving type uses 64-200 cable. Television type of ⅜ inch manganese aluminum tubing supplied less cable, and uses 64-200 cable. All types complete with wooden base, insulators, hardware, and full instructions.

Amateur Type			Police Type		
2301	5 Meter....	$15.00	2310	Transmitting	$32.50
2302	10 Meter....	19.75	2311	Receiving ...	25.00
2303	20 Meter....	36.25			

Television Type

2320 Television $9.75

JOHNSON-BASSETT CONCENTRIC CABLE

A patented concentric cable which has been manufactured for several years by the Bassett Radio Mfg. Corp. having many advantages not found in other types. Flexible, waterproof, will not stretch and change the impedance, light, low loss, can be supplied in any length at no extra cost, and can be provided with molded waterproof end seals at small extra charge. Available in a variety of power ratings and impedances. Also available with lead sheath for use underground or in water. Widely used by marine and government services. The first number indicates the impedance in ohms and the second number the power in watts.

64-1000	35c per ft.	34-1000	18c per ft.
64-500	20c per ft.	28-1000	15c per ft.
64-200	8c per ft.	13-1000	11c per ft.

Factory molded end seal, each.....$2.50

FLEXIBLE LEAD COVERED MARINE CABLE

64-1000 Marine	62c per ft.	64-200 Marine	17c per ft.
64-500 Marine	42c per ft.	34-1000 Marine	35c per ft.

CONCENTRIC MATCHING TRANSFORMERS

JOHNSON-Bassett transformers are made in a variety of impedances and power ratings. The first number indicates the impedance, the second the power rating in watts, and the third the amateur band for which it is designed. Many applications will be found for matching various impedance feed lines to different types of antennas. The necessary matching transformer can be calculated by multiplying together the impedance of the feed line and the impedance of the antenna and extracting the square root of this product. Prices shown are for end seals at both ends. Transformers with only one end seal may be obtained on special order and $2.50 (list) deducted from the price.

64-1000-10	$7.35	50-1000-20	$7.95
64-1000-20	9.25	34-1000-10	6.35
64-500-10	6.35	34-1000-20	7.40
64-500-20	7.45	28-1000-10	6.10
64-200-10	5.50	28-1000-20	7.00
64-200-20	5.90	13-1000-20	5.75
50-1000-10	6.60	13-1000-20	6.35

The transformers for 10 meters are approximately 6 feet long while those for 20 meters are about 12 feet long.

CONCENTRIC MATCHING FEEDER

JOHNSON-Bassett Matching feeder can be supplied as a combination of Matching Transformer and a section of Concentric Feeder, joined with a special rubber seal at the factory, for a variety of applications. The first number indicates impedance of antenna, second power rating of cable, third amateur band for which designed. Prices are with one end seal. Additional end seal $2.50.

	Application	50 ft. length	Each Addl. ft.
3-1000-10	6 Element Beam	$21.40	35c
3-1000-20	6 Element Beam	20.10	35c
3-500-10	6 Element Beam	14.70	20c
3-500-20	6 Element Beam	14.25	20c
3-200-10	6 Element Beam	9.30	8c
3-200-20	6 Element Beam	9.45	8c
5-1000-10	4 Element Beam	13.80	18c
5-1000-20	4 Element Beam	13.40	18c
8-1000-10	3 Element Beam	12.45	15c
8-1000-20	3 Element Beam	12.20	15c

Note: 2 Element Beam uses 28 ohm cable.

JOHNSON-BASSETT ANTENNA HANDBOOK

Written as a result of years of research and experimentation by both the Johnson and the Bassett organizations, it is a practical handbook of "how to do it". A combination of the famous Bassett Rotary Beam Handbook with the Johnson Q system, methods of impedance matching and many new ideas never before published. Truly an outstanding contribution to the antenna field, and the only authentic manual on rotary beam construction and operation.

2351 Handbook .....25c net

NEW IMPROVED JOHNSON-BASSETT ROTOMATIC DRIVE



The new JOHNSON-Bassett Rotomatic Drive is the result of more than four years of development and experimentation by the Bassett organization followed by further electrical and mechanical improvement by JOHNSON. Completely automatic in operation. Simply set the control pointer at one of twelve positions under the world map and beam rotates to this position and stops. Will operate either direction. Center shaft is hollow through which any type cable or matching transformer may be led providing simple and easy method of feeding beam. A small but powerful drive capable of giving many years of service for 2, 3, or 4 element 10 meter beams. (A new heavier unit is being developed for 20 meter beams and will be announced soon.)

2051 Rotomatic Drive and Indicator control complete with 50 ft. control cable.$132.50
More or less No. 2401 16 wire control cable for above, per foot.....25c

NOTE: ALL PRICES ARE LIST SUBJECT TO USUAL DISCOUNTS

Copyright by U. C. P., Inc.

HAMMARLUND

PRECISION PRODUCTS FOR BETTER RADIO

"MC" MIDGET CONDENSERS

Ideal variable for ultra-short wave and short wave tuning, laboratories, etc. Isolantite insulation. All contacts riveted or soldered. Vibration proof. New improved Hammarlund split type rear bearing, and noiseless wiping contact. Cadmium plated soldered brass plates. Shaft—1/4".

Code	Capacity	List
MC-20-S	20 mmf.	$2.20
MC-35-S	35 mmf.	2.30
MC-50-S	50 mmf.	2.40
MC-50-M	50 mmf.	2.40
MC-75-S	80 mmf.	2.60
MC-75-M	80 mmf.	2.60
MC-100-S	100 mmf.	2.80
MC-100-M	100 mmf.	2.80
MC-140-S	140 mmf.	3.00
MC-140-M	140 mmf.	3.00
MC-200-M	200 mmf.	3.30
MC-250-M	260 mmf.	3.60
MC-325-M	320 mmf.	4.00

"M"—Midline Plates "S"—Straight Line Cap. Plates

"MCD" SPLIT-STATOR CONDENSERS



Like single midgets, these incorporate every requirement imperative to highest quality. Specifications identical to single types except that shield plate is located between stator sections. Also equipped with new Hammarlund noiseless wiping contact and split type rear bearing. Overall length behind panel —3 3/8". Strong Isolantite base. Single hole panel mount.

Code	Capacity	List
MCD-50-M	50 mmf. per sect.	$4.60
MCD-50-S	50 mmf. per sect.	4.60
MCD-100-S	100 mmf. per sect.	5.00
MCD-100-M	100 mmf. per sect.	5.00
MCD-140-M	140 mmf. per sect.	5.40
MCD-140-S	140 mmf. per sect.	5.40

"M"—Midline Plates "S"—Straight Line Cap. Plates

IMPORTANT NOTICE

Due to the necessity of our taking a major part in the National Defense program, we find ourselves unable to guarantee prices or deliveries. The extreme difficulty of obtaining certain raw materials may require that we use substitute materials at times. It is, therefore, necessary that we reserve the right to change prices or specifications without notice. Correspondence is invited regarding the above in cases where prices, materials, or deliveries may affect your plans.

THE HAMMARLUND MFG. CO., INC.

"SM" STAR MIDGET CONDENSERS

For receiving and transmitting, for short wave tuning, regeneration, antenna coupling, vernier, etc. Low loss, natural bakelite insulation. Non-corrosive aluminum plates. Phosphor bronze spring plate affords proper tension and smooth control and also provides perfect contact. Single hole mounting. 1/4" shaft. 5/16" mounting bushing. 1-9/16" wide x 1 3/4" high. Depth behind panel from 11/16" to 1 7/8" depending on capacity. Exceptionally light in weight and strong and compact in construction. Tinned soldered lugs on the front end are supplied to simplify wiring. Plates of straight line capacity types.

Code	Capacity	List
SM-15	15 mmf.	$0.90
SM-25	25 mmf.	.90
SM-50	50 mmf.	1.00
SM-100	100 mmf.	1.20
SM-140	140 mmf.	1.40
*SM-35-X	35 mmf.	1.20
*SM-50-X	50 mmf.	1.40

* Double Spaced Transmitting Types

"MCDX" DOUBLE SPACED CONDENSERS



Identical to split stator condensers except that plates are widely spaced—actual air gap between rotor and stator plates—.0715". No shield between stators. Equipped with new Hammarlund noiseless wiping contact, and split type rear bearing. Condenser ideal for ultra-high frequency transmitters using up to 1000 volts.

Code	Capacity	List
MCD-35-MX	31 mmf. per sect.	$4.80
MCD-35-SX	31 mmf. per sect.	4.80

"MX"—Midline Plates "SX"—Straight Line Cap. Plates

"MCX" DOUBLE SPACED CONDENSERS

Exceptional unit for ultra-s.w. receivers and transmitters particularly compact transmitters. Plate spacing — .0715". Great for tuning crystal controlled transmitter amplifier stages or for neutralizers up to 1000 volts. In midline (MX) and straight line cap. types (SX).

Code	Capacity	List
MC-20-SX	20 mmf.	$2.40
MC-20-MX	20 mmf.	2.40
MC-35-MX	32 mmf.	2.60
MC-35-SX	32 mmf.	2.60
MC-50-MX	50 mmf.	2.80
MC-50-SX	50 mmf.	2.80
MC-100-SX	100 mmf.	3.50

"APC" MICRO CONDENSERS

For S.W. and ultra-S.W. For I.F. tuning, trimming R.F. coils or gang condensers, general padding, etc. Constant capacity under any conditions of temperature or vibration. Size 100 mmf. 1-7/32" x 15/16" x 1-7/32". Isolantite base. Cadmium plated soldered brass plates.

Code	Capacity	List
APC-25	25 mmf.	$1.30
APC-50	50 mmf.	1.50
APC-75	75 mmf.	1.70
APC-100	100 mmf.	1.90
APC-140	140 mmf.	2.25

Copyright by U.C.P., Inc.

HAMMARLUND

PRECISION PRODUCTS FOR BETTER RADIO

"TC" TRANSMITTING CONDENSER

An entirely new moderately priced, heavy duty transmitting condenser, featuring heavy aluminum end plate, Isolantite insulation non-inductive, self-cleaning silver plated beryllium contacts, full floating rotor bearing, non-magnetic rotor assembly, polished heavy aluminum plates accurately spaced. All, except type "L," have round edge plates of .040" thickness. Type "L" has .025" plates with plain edges. Type "F" has .230", 7500 V. air gap. Type "G," .200", 6750 V. Type "H," .171", 6000 V. Type "J," .100" 4250 V. Type "K," .084," 3750 V. Type "L," .070", 2000 V. air gap.
Available in a wide variety of capacities and working voltages, these condensers are ideal for modern up-to-date transmitters with power outputs ranging from 200 watts to 1 kw.

Type	Capacity	Overall Length	List
TC-220-L	220 mmf.	4 1/16	$ 6.30
TC-440-L	465 mmf.	5 7/8	9.10
TC-90-K	95 mmf.	2 13/16	5.70
TC-165-K	170 mmf.	4 1/16	6.50
TC-220-K	225 mmf.	4 5/8	8.00
TC-330-K	340 mmf.	6 1/2	10.00
TC-240-J	250 mmf.	6 1/2	10.20
TC-25-H	25 mmf.	2 13/16	5.10
TC-50-H	53 mmf.	4 1/16	6.00
TC-110-H	115 mmf.	6 1/2	9.00
TC-40-G	45 mmf.	4 1/16	7.00
TC-65-G	72 mmf.	5 7/8	8.80
TC-100-G	110 mmf.	7 1/2	11.20
TC-150-G	165 mmf.	10 5/8	14.80
TC-55-F	60 mmf.	5 7/8	8.00

"TCD" SPLIT STATOR TYPES

These split-stator transmitting condensers are identical to the singles shown above, except that the stator sections are individual. Ideal for push-pull power amplifiers ranging in power up to 1 kw. They are of convenient size and lend themselves to construction of compact apparatus. Overall dimensions in back of panel are given in the accompanying table. The capacity values listed are for each section. The last letter in the code represents plate spacing and working voltage. These are identical to those given above. Type "M"—plain plates, .030" air gap.

Type	Capacity	Overall Length	List
TCD-500M	505 mmf.	4 1/16	$10.30
TCD-80-L	88 mmf.	4 1/16	8.30
TCD-210-L	215 mmf.	5 7/8	10.40
TCD-90-K	95 mmf.	4 5/8	9.40
TCD-165-K	170 mmf.	6 1/2	11.50
TCD-325-K	335 mmf.	11 1/16	20.50
TCD-240-J	250 mmf.	11 1/16	19.00
TCD-50-H	53 mmf.	6 1/2	9.80
TCD-110-H	115 mmf.	11 1/16	16.00
TCD-40-G	48 mmf.	7 1/2	10.50
TCD-75-G	82 mmf.	11 1/16	14.50
TCD-55-F	60 mmf.	11 1/16	13.50

"HF" MICRO CONDENSERS

For tuning or trimming on high frequencies. Cadmium plated soldered brass plates. Isolantite. Base mounting, single hole panel mount, or panel mounting with bushings. 140 mmf. size 1 9/32" high x 13/16" behind panel.

Code	Capacity	List
HF-15	17.5 mmf	$1.40
HF-35	35 mmf	1.60
HF-50	50 mmf	1.70
HF-100	100 mmf	2.10
HF-140	140 mmf	2.40
*HF-15-X	15 mmf	1.70
*HF-30-X	30 mmf	1.90

* Double spaced

"MTC" TRANSMITTING CONDENSERS



Compact types, Isolantite insulation. Base or panel mounting. Polished aluminum plates. Stainless steel shaft. Size of 150 mmf. with .070" plate spacing only 4 5/8" behind panel. "A" model has .040" plate thickness, all others .025". "A" and "B" models — rounded plates. "C" types —plain plate edges. Self-cleaning wiping contact.

Code	Capacity	List
MTC-20-B	20 mmf	$4.10
MTC-35-B	35 mmf	4.30
MTC-50-B	50 mmf	4.60
MTC-100-B	100 mmf	5.30
MTC-150-B	150 mmf	6.10
MTC-50-C	50 mmf	4.10
MTC-100-C	100 mmf	4.40
MTC-150-C	150 mmf	4.80
MTC-250-C	260 mmf	5.30
MTC-350-C	365 mmf	5.80

"MTCD" SPLIT-STATOR TYPES

Same outstanding features as MTC singles except that stator sections are separate. Model 110-B with .070" plate spacing, only 5 3/4" behind panel. "B" models — rounded plates "C" models—plain plate edges.

Code	Capacity	List
MTCD-20-B	20 mmf. per sect	$6.50
MTCD-35-B	35 mmf. per sect	6.00
MTCD-50-B	50 mmf. per sect	6.50
MTCD-100-B	100 mmf. per sect	8.75
MTCD-50-C	50 mmf. per sect	5.50
MTCD-100-C	100 mmf. per sect	6.00
MTCD-150-C	150 mmf. per sect	6.50
MTCD-250-C	265 mmf. per sect	7.50

"HFD" MICRO DUAL CONDENSERS

A compact dual—ideal as a high frequency tuning condenser, for tuning and neutralizing low-powered short wave and ultra-short wave transmitters, etc. Heavy Isolantite base. Equipped with new outstanding Hammarlund split rear bearing and individual noiseless wiping contact for each section. Rotor contacts variable to several positions for shortest leads. Shield between sections for grounding. The 140 mmf. size is only 1 1/2" high x 3 3/4" long behind panel. 1/4" shaft. Cadmium plated soldered brass plates.

Code	Capacity	List
HFD-50	50 mmf. per sect	$3.60
HFD-100	100 mmf. per sect	4.10
HFD-140	140 mmf. per sect	4.50
*HFD-15-X	15 mmf. per sect	3.40
*HFD-30-X	28.5 mmf. per sect	3.80

*Double-Spaced

Copyright by U. C. P., Inc.

HAMMARLUND

PRECISION PRODUCTS FOR BETTER RADIO

"MEX" EQUALIZERS

The midget equalizer shown at right is an extremely small condenser designed expressly for trimming R.F. coils, but useful, of course, for many other purposes. Self-supporting in wiring. Isolantite base—5/8 x 7/8 . Mica dielectric, phosphor bronze spring plates.

Code	Capacity	List
MEX	4-30 mmf.	$0.30

"N" NEUTRALIZING CONDENSERS

Rounded edges. Isolantite. Fine adjusting screw. Positive lock. Horizontal adjustment. Type "N-10", 2 5/8" high x 1-3/16" deep. "N-15" 4-15/16" high x 3 1/2" deep. "N-20", 5-11/16" high x 4" deep.

Code	List
N-10—(2.1—10 mmf.)	$4.60
N-15—(3.2—14 mmf.)	8.70
N-20—(3.8—14 mmf.)	9.30

"ETU" EXCITER TUNING UNIT

Compact tuning unit for exciters. Ready-wound for 80, 40, 20 and 10 meters. Link output. Has two 25 mmf. double spaced condensers. "ETU-80" for 80 meters, "ETU-40" for 40 meters, etc. Supplied completely wired and ready for installation. Also available unwound. Size 2" x 4" x 1 7/16".

Code	List
ETU-10-20-40-80—(Wound)	$5.50 ea.
ETU—(Unwound)	4.80 ea.

"FC" FLEXIBLE COUPLINGS

The sides of coupling are insulated from each other, allowing instruments in gang to be operated as independent electrical units. Bakelized canvas with brass bushings for 1/4" shaft. Four rust proofed and hardened steel set screws provide against shaft slipping. Overall diameter 1 1/2".

Code	List
FC	$0.75

"CK-125" STAR CHOKE

This low-priced midget choke has four universal wound pies on an Isolantite rod. The pies are impregnated to reduce moisture absorption. Current carrying cap. 125 ma. DC Res.—50 ohms. Ind.—2.5 mh. Dist. Cap.—1 mmf. Has flat flexible leads for easy soldering and mounting. Individually packed.

Code	List
CK-125	$0.35

"CH-500" TRANSMITTING CHOKES

For parallel feed in high powered transmitters—20- 40- 80- and 160-meter amateur bands. High equivalent impedance more than 500,000 ohms. Effective from 1,500 to 15,000 kc. with exception of frequencies between 5,300 and 6,400 and between 8,000 and 9,000. Six thin universal pies. Isolantite core. Insulated mounting brackets secured to Isolantite core with short machine screws. Brackets removable and choke mounted with a single machine screw. Ind.—2.5 mh. Dist. cap. lass than 1.5 mmf. D.C. res.—8 ohms. Max. recommended D.C. (continuous) 500 ma. Overall size, less brackets—1 3/16" x 2 1/2".

Code	List
CH-500	$1.75

"CHX" AND "CH-250" CHOKES

Invaluable item where space is at a premium. Small in size, light in weight, can be supported by leads. "CHX" has five impregnated pies. Ind.—2.1 mh. DC. res.—35 ohms. Dist. Cap.—1 mmf., 125 ma. DC. Length, 1 1/2". Dia., 1/2". "CH-250" similar to "CHX". Has 250 ma. current rating. Ind.—1 mh. DC. Res. 10 ohms. Dist. cap. 1 mmf. Length, 1 1/2". Dia., 5/8".

Code	List
CHX	$ .50
CH-250	.50

"XS-2" CRYSTAL SOCKET

The "XS-2" is a special crystal socket designed to conserve space and provide a low loss mounting for standard crystal holders. Made with heavy-duty spring contacts and mounted on glazed Isolantite. Can also be mounted inside "SWF" coil forms for changing coil and crystal in one operation. Overall diameter 1 3/16".

Code	List
XS-2	$0.60

SHORT WAVE MANUAL SIXTH EDITION

Receivers, transmitters, antennas, modulators—everything for the short wave amateur and experimenter will be found in this valuable little book. Its 32 pages are crammed with information on constructing and operating shortwave transmitting and receiving apparatus. Written in simple language, the new Short Wave Manual will appeal to the beginner and oldtimer alike.

Code SWM ..... Price $0.10

Copyright by U. C. P., Inc.

HAMMARLUND

PRECISION PRODUCTS FOR BETTER RADIO

"CF" ISOLANTITE COIL FORMS

Popular coil forms so many fans are using today. Black enameled wooden knob. Removable paper indicating disc protected by celluloid. Surface "non-skid". Plenty of holes—eliminates drilling. Slotted bottom for primary or tickler. Four, five, and six prong types. 1½" diameter. 2½" long exclusive of knobs and prongs.

Code	List
CF-4 (four prongs)	$1.60
CF-5 (five prongs)	1.60
CF-6 (six prongs)	1.60

"XP-53" COIL FORMS AND KITS

Outstanding forms using new low loss insulation material—XP-53. Natural coloring eliminating losses. Groove-ribbed for air spaced windings. Flange grips, meter indexes. Moulded threaded shelf in form. 1½" diameter and 2⅞" long exclusive of prongs. Kits with wound coils for MC-140-M condenser also available.

Code	List
SWF-4 (four prongs, coil form only)	$0.50
SWF-5 (five prongs, coil form only)	.50
SWF-6 (six prongs, coil form only)	.60
No. 40 coil (wound coil, 4 prongs, 10-20 meters)	1.25
No. 41 coil (wound coil, 4 prongs, 17-41 meters)	1.25
No. 42 coil (wound coil, 4 prongs 33-75 meters)	1.25
No. 43 coil (wound coil, 4 prongs, 66-150 meters)	1.00
No. 44 coil (wound coil, 4 prongs, 135-270 meters)	1.00
BCC-4 (wound coil, 4 prongs, 250-560 meters)	1.25
No. 60 coil (wound coil, 6 prongs, 10-20 meters)	1.50
No. 61 coil (wound coil, 6 prongs, 17-41 meters)	1.50
No. 62 coil (wound coil, 6 prongs, 33-75 meters)	1.50
No. 63 coil (wound coil, 6 prongs, 66-150 meters)	1.25
No. 64 coil (wound coil, 6 prongs, 135-270 meters)	1.25
BCC-6 (wound coil, 6 prongs, 250-560 meters)	1.50
SWK-4 (kit—4, four-prong coils, 17-270 meters)	4.25
SWK-6 (kit—4, six-prong coils, 17-270 meters)	5.00

"TCF" COIL FORM

A transmitting coil form of XP-53 dielectric is also available. This may be permanently mounted on special brackets supplied, or in plug-in coil fashion. 2¼" diameter. 3⅞" long exclusive of prongs.



Code	List
TCF-4 (4 prongs)	$0.80
TCF-5 (5 prongs)	.80

"CF-M" ULTRA S. W. FORMS

Unusual coil form for maximum efficiency at ultra-high frequencies or within the 28-56 megacycle band. Isolantite with correct form factor and resultant minimum high frequency resistance guaranteeing absolute stability. Plenty of holes to facilitate any inductance desired and any type of wiring. Form is 1⅞" in diameter and 2" long exclusive of prongs.

Code	List
CF-5-M	$1.30

"S" ISOLANTITE SOCKETS

Standard socket at right. Lowest losses. Constant resistivity. Gripped prongs—cannot shift. Guide groove. Rust-proof side gripping contacts. Glazed top and sides. Sub-panel or base mounting. 2¼" x 1⅝".

Code	List
S-4 (4 prongs)	$0.60
S-5 (5 prongs)	.65
S-6 (6 prongs)	.70
S-7 (large base, 7 prongs)	.75
S-7 B (small base, 7 prongs)	.75
S-8 (8 prongs)	.80

Code	List
UHS-900	$1.10
UHS-900-X	1.50

New "locking" acorn tube socket for high frequency acorn tubes—954 or 955. 1 5/16" diameter. Five double grip silver plated Beryllium prongs. Top and sides glazed. Shielded plate to reduce feedback. UHS-900-X has 1⅞" mounting centers.

"HFBD" TRANSMITTING CONDENSERS

High efficiency, high frequency dual condensers with isolated rotor. Both mounting brackets and control shafts are insulated. DC can be applied to rotor as well as stator. Isolantite end plates, soldered brass construction, cadmium plated. End plate size 1 13/16". Types "E", "F" and "G" have rounded edge plates.



Code	Capacity	Length	Air Gap	List
HFBD-35-C	35 mmf.	2 7/16"	.050"	$6.80
HFBD-50-C	50 mmf.	2⅞"	.050"	7.00
HFBD-100-C	100 mmf.	4⅝"	.050"	8.30
HFBD-200-C	200 mmf.	7 11/16"	.050"	11.00
HFBD-35-E	35 mmf.	3¼"	.070"	6.20
HFBD-65-E	65 mmf.	4 13/16"	.070"	7.10
HFBD-100-E	100 mmf.	6 11/16"	.070"	9.00
HFBD-35-F	35 mmf.	4⅝"	.100"	6.50
HFBD-65-F	65 mmf.	7⅜"	.100"	8.25
HFBD-35-G	35 mmf.	6 3/16"	.125"	7.25

"HFB" CONDENSERS

Same as above but single stator types. Stator is mounted at top to reduce capacity to chassis. The "HFB" has insulated mounting brackets and control shaft. Types "E" and "F" have rounded edge plates.

Code	Capacity	Length	Air Gap	List
HFB-50-C	50 mmf.	1⅞"	.050"	$4.60
HFB-100-C	100 mmf.	2⅞"	.050"	5.10
HFB-150-C	150 mmf.	3 9/16"	.050"	5.60
HFB-50-E	50 mmf.	2 7/16"	.070"	4.90
HFB-100-E	100 mmf.	3 13/16"	.070"	5.80
HFB-50-F	50 mmf.	3⅞"	.100"	5.00
HFB-100-F	100 mmf.	5⅞"	.100"	6.90

"HFA" & "HFAD" CONDENSERS

"HFAD" has the same general construction as "HFBD" except that it is smaller in size and does not have the insulated control shaft. Ideal for ultra-high frequency operation. End panels 1⅜" square. "HFA" same construction, except end panel 1 13/16" x 1 15/16". Both can be single hole panel mounted or can be mounted to the panel with stand-off bushings. Plain edge plates.



Code	Capacity	Type	Length	Air Gap	List
HFAD-75-A	75 mmf.	Dual	2⅜"	.020"	$5.00
HFAD-100-A	100 mmf.	Dual	2 23/32"	.020"	5.30
HFAD-140-A	140 mmf.	Dual	3⅜"	.020"	5.90
HFAD-25-B	25 mmf.	Dual	1 13/32"	.030"	3.90
HFAD-35-B	35 mmf.	Dual	2 3/32"	.030"	4.10
HFAD-50-B	50 mmf.	Dual	2⅞"	.030"	4.40
HFAD-100-B	100 mmf.	Dual	3 29/32"	.030"	5.40
HFAD-150-B	150 mmf.	Dual	5 7/32"	.030"	6.40
HFAD-15-E	15 mmf.	Dual	2 23/32"	.070"	4.00
HFAD-30-E	30 mmf.	Dual	4 3/16"	.070"	4.60
HFA-75-A	75 mmf.	Single	1¼"	.020"	2.40
HFA-100-A	100 mmf.	Single	1 23/32"	.020"	2.60
HFA-140-A	140 mmf.	Single	1¾"	.020"	3.00
HFA-10-B	10 mmf.	Single	23/32"	.030"	2.00
HFA-15-B	15 mmf.	Single	⅞"	.030"	2.10
HFA-25-B	25 mmf.	Single	23/32"	.030"	2.20
HFA-35-B	35 mmf.	Single	1 3/16"	.030"	2.30
HFA-50-B	50 mmf.	Single	1⅜"	.030"	2.40
HFA-100-B	100 mmf.	Single	2 21/32"	.030"	3.20
HFA-150-B	150 mmf.	Single	2 31/32"	.030"	3.70
HFA-15-E	15 mmf.	Single	1⅜"	.070"	2.20
HFA-30-E	30 mmf.	Single	2½"	.070"	2.50

Copyright by U. C. P., Inc.

HAMMARLUND

PRECISION PRODUCTS FOR BETTER RADIO

"HQ-120-X" AMATEUR RECEIVER



HE HAMMARLUND "HQ-120-X" meets the most critical demands of amateur and professional operators. Hammarlund engineers have gone beyond ordinary practice in designing this new and outstanding receiver. This ultra-modern 12-tube superheterodyne covers a continuous range of from 31 to .54 mc. (9.7 to 555 meters) in six bands, taking in all important amateur, communication, and broadcast channels. The "HQ-120-X" is not to be confused with modified broadcast sets. Two years were required to develop it. This is a special receiver with special parts throughout. Every wave range is individual—that is, each range has its own individual coil and a tuning condenser of proper value for maximum efficiency; thus, including the broadcast band does not decrease efficiency at high frequencies. Besides having all the necessary features for perfect short wave reception, such as A.V.C., beat oscillator, send-receive switch, phone jack and relay terminals, the "HQ-120-X" also includes a new and outstanding crystal filter circuit which is variable in 6 steps from full band-width to razor edge selectivity. This permits the use of the crystal filter for the reception of both voice and music. It is no longer necessary to contend with serious heterodyne interference. These annoying disturbances can be phased out with the phasing control on the panel. Other features include a new and accurate "S" meter circuit for measuring incoming signal strength; antenna compensator to compensate for various antennas, and 310 degrees band-spread for each amateur band from 80 to 10 meters. The band spread dial is calibrated in megacycles for each of these amateur bands. The main tuning dial is calibrated in megacycles throughout the entire range of the receiver. Rack Adapter $6.00 extra. Standard models finished in gray.

Prices Include Speaker and Tubes

Code	Type	Tuning Range	Speaker	Net Price
HQ-120-X	Crystal	31 — .54 mc.	10" P.M. Dyn.	$158.00
Speaker cabinet (metal) 12½" x 12½" x 7 inches				3.50

Special model finished in black ..... $168.00 Net
Speaker Cabinet to match ..... 3.90 Net

Send for Descriptive Booklet!



Code	Type	Spkr.	Tuning Range	Net Price
SP-210-X	Crystal	10"	15 — 560 meters	$318.00
SP-210-SX	Crystal	10"	7½ — 240 meters	318.00
SP-220-X	Crystal	12"	15 — 560 meters	330.00
SP-220-SX	Crystal	12"	7½ — 240 meters	330.00
PSC	10" Speaker Cabinet to Match Receiver			5.10

Special Models Covering Other Wave Ranges Available On Order

NEW "SUPER-PRO"

THIS new 10-tube "SUPER-PRO" includes all the outstanding features which have made the "Super-Pro" famous, and in addition many recent developments have been added. The new "Super-Pro" has a variable selectivity crystal filter. This crystal filter has five positions of selectivity—3 for phone and 2 for CW. The variable crystal filter, in addition to the variable band width I.F., provides a selectivity range of from less than 100 cycles to approximately 16 kc. The new "Super-Pro" also has an improved noise limiter designed to minimize interference caused by automobile ignition systems and disturbances of similar nature. Maximum image suppression is obtained with two stages of high selectivity tuned R.F. ahead of the first detector. Three stages of I.F. are employed and there are three stages of high fidelity audio amplification resulting in an output of approximately 16 watts. A new and improved "S" meter has been installed in the "Super-Pro" for accurately reporting relative signal strength. Other features include full band-spread on all bands; beat oscillator; send - receive switch; relay connections; phone connections; connections for phono-pickup; beautifully finished modernistic cabinet. The sensitivity of the "Super-Pro" is better than 1 microvolt. Available in rack mounting type at $10.50 extra.

Write for Circular!

Copyright by U.C.P., Inc.

Net

COILS — Guthman — TRIMMERS

I. F. TRANSFORMERS

Set builders and servicemen find these new Guthman IF transformers ideal for best results. Double-tuned with single pi primary and secondary. Low-loss ceramic base mica trimmers. Wide frequency range easily tuned to required frequency. Excellent construction and remarkably high gain. Size is 1-3/8"x1-3/8"x3½".

Freq.	Input No.	Interstage No.	Output No.
175 KC	4509	4510	4511
456 KC	4512	4513	4514

LIST $1.10 ..... NET.... **66c**

HIGH GAIN SHIELDED ANT. & R.F. COILS

Bank wound with Litz wire, permitting unusual sensitivity and uniform gain over entire wave band. Round shielding can 2¼" high, 1-7/8" in diameter. Use with 370 mmf. condenser. Covers 1750 to 540 kc. High impedance primaries.

Type	No.	List	NET EACH
Antenna	4525	.70	
R.F.	4526	.70	**42c**

HIGH GAIN MIDGET UNSHIELDED ANT. & R.F. COILS

For compact circuits in midget receivers, portables, auto-converters, and for service on midgets, these specially developed midget coils are widely used. Have same excellent overall response as in larger size, but measure only ½" O.D. x 1-7/16". Covers 1750 to 540 kc.

Type	No.	List	NET EACH
Ant.	4529	.45	
R.F.	4530	.45	**27c**

SHORT-WAVE Plug-In COILS

4 PRONGS ONLY

Space wound coils for use with 140 mmf. condensers. Forms are smooth bakelite, 1⅜" diameter and 2¾" high. Rim top for easy handling.

16 to 217 Meters 4 Coil Kit No. 4538
List 1.45 NET..... **87c**

190-550 Meters 2 Coil Kit No. 4539
List 1.10 NET..... **66c**

TRIMMER CONDENSERS

Clear India Ruby mica and best ceramic used assures very maximum efficiency. 5/8" x 13/16" size fits any space for balancing, trimming, neutralizing, etc. 3 to 35 mmf. range. This Guthman trimmer used by most set manufacturers today.

C-44 No. 4545
List .14 NET..... **8c**

MIDGET I. F. TRANSFORMERS

Invaluable in servicing and building compact sets. Has same high performance as in full size Guthman IF, and will handle every need for overall gain. For midget servicing it is indispensible. Size is only 1⅛x1-⅛x2½.

Freq.	Input	Output	List
456 KC	4515	4516	$1.00

NET EACH..... **60c**

HIGH GAIN UNSHIELD. ANT. & R.F. COILS

Similar to coils 4525-6 at left, but unshielded. Supplied with mounting bracket and dowel with screw and bolt. May be mounted in any position. Litz wire, bank wound, high gain over full band. High impedance primary. Covers 1750 to 540 kc.

Type	No.	List	NET EACH
Antenna	4527	.50	
R.F.	4528	.50	**30c**

PENTAGRID OSCILLATORS

Compact, completely impregnated oscillator coils made particularly for Pentagrid tubes. For use with 365 mmf. TRF type variable condenser and a padder. Easily mounted. Duo-lateral wound to minimize distributed capacity. Also for cut section gang. Covers 1750 to 540 kc. with 456 kc. I.F.

Freq.	No.	List
456 KC	4531	.50
456 KC—for Cut Section	4532	.50

NET EACH **30c**

CHOKE COILS

High impedance, lattice wound air-core RF chokes. Full impregnation for trouble free, sure results. Easily mounted.

No.	M.H.	List	NET
4546	2.5	.30	.18
4547	5.5	.30	.18
4548	8	.40	.24
4549	10	.40	.24
4550	16	.40	.24
4551	30	.50	.30
4552	60	.65	.39
4553	80	.65	.39

IRON-CORE CHOKES

New Hi-Q iron core RF chokes. Used for greater efficiency over air core type. Have greater gain in either tuned or untuned plate circuit load.

No.	M.H.	List	NET
4554	2.5	.55	.33
4555	3.5	.55	.33
4556	5.5	.60	.36
4557	10	.70	.42
4558	30	.80	.48
4559	60	.90	.54
4560	80	1.10	.66
4561	125	1.45	.87

PERMEABILITY TUNED IRON CORE HIGH GAIN I. F. TRANSFORMERS

Gain and selectivity of this new Guthman iron-core IF is nearly double that of air-core design. Both core and winding loss cut to minimum. Size 1¾"x1-7/16" square. Tuned from side of shield. These permeability tuned I.F.s are unusually stable and free from frequency drift.

Freq.	Input No.	Interstage No.	Output No.
450-470 KC	4517	4518	4519
1500-1800 KC	4521	4522	4523

List $2.50 NET..... **$1.50**

PERMEABILITY TUNED BEAT-FREQUENCY OSCILLATORS

Highly efficient permeability tuned beat oscillators designed especially for use with the iron core IFs shown above. Same frequency and range as above, but with single tuned inductor with cathode tap for B.O. use. Size 1¾" high, 1-7/16" square. For pitch control add brass shaft to iron core slug adjusting screw.

Use **4520** with 456 KC iron-core IF.
Use **4524** with 1500-1800 iron-core IF.

No.	List	NET EACH
4520	2.00	
4524	2.00	**$1.20**

PRIMARY REPLACEMENT WINDING

High impedance replacement primary windings for use where economy is necessary both on Antenna and RF coils. The sizes below are outside diameters of the coils with which these windings may be used.

No.	Size		NET EACH
4533	1¼"		
4534	1"	LIST EACH	
4535	⅞"		
4536	¾"	.20	**12c**
4537	½"		

ANTENNA LOOPS FOR MIDGET & PORTABLE

Replaces Antenna coil, widely used in new portables. Supplied inductance higher than needed, permitting removal of turns for adjustment. In designing midget super use special antenna No. 4564 with 4531 osc., No. 4515 Input, 4516 output Midget IFs. Either loop 4562 or 4563 can be substituted for the Antenna Coil 4564 but inductance to be adjusted depending upon proximity of metal to loop.

No.	Size	List	NET
4562	4¾"x8"	.75	.45
4563	7½"x9½"	.80	.48

PADDING CONDENSERS

Anchored construction, using clear India Ruby mica and best ceramic made. Once set, no capacity change. Extra close adjustment thru 4/64 screw, uniform and stable, used by most set builders today.

No.	MMF	List	NET
4540	25-100	.20	.12
4541	75-225	.25	.15
4542	125-350	.30	.18
4543	175-500	.35	.21
4544	225-650	.40	.24

ABBOTT

INSTRUMENTS *for defense . . . emergency . . . or amusement*

TR-4 Ultra High Frequency 2½ Meter TRANSMITTER-RECEIVER

Designed for either fixed station operation or as a mobile unit in automobile, truck, boat or airplane . . . the TR-4 requires a 6 volt battery or 110 volt, 60 cycle A.C. power supply. Its separate receiver employs a Hytron HY-615 as a super-generative detector, while the transmitter utilizes a Hytron HY-75 as an ultra-high frequency oscillator. Operating at approximately 15 to 20 volts, the detector becomes extremely sensitive, and reduces receiver radiation to an absolute minimum.

The receiver portion of this Abbott TR-4 incorporates a specially designed circuit in addition to numerous mechanical refinements, including front of panel control variable inductive coupling, variable sensitivity control, audio volume control, etc. . . .

Absolute separation of transmitter and receiver sections eliminates the inconvenience of retuning when switching from SEND to RECEIVE during a contact. A ganged antenna send-receive switch is automatically operated when the single, master SEND-RECEIVE switch is operated, enabling the use of a common antenna for both the transmitter and the receiver. The 5 inch PM speaker is self-contained.

● **FREQUENCY:** 112 to 116 MC ● **RANGE:** Varying from 5 to 75 miles, depending upon terrain. Contacts up to 150 miles heva been completed in field tests ● **TUBES USED:** One each of Hytron HY-615, Hytron HY-75, 7F7, 6V6 or 6L6 ● **MICROPHONE:** Any good single button microphone.

TR-4—Overall size 9" x 8" x 4½", less tubes and power supply. **Net Price to Amateur** **$39.00**

HIGH POWER — 2½ METER MOBILE OR FIXED STATION MRT-3 TRANSCEIVER

New, redesigned MRT-3—20 WATTS INPUT; rugged and compact; low priced; ideal for use in automobile, truck, boat or airplane; simple to install and operate; satisfactory operating range from 5 to 50 miles, depending upon terrain and antenna.

● **FOR MOBILE OPERATION:** Any standard 300 volt, 100 MA Vibrator power supply with filter added ● **FOR FIXED STATION:** Any good AC power supply having an output of 300 volts at 100 MA and 6.3 volts at 3.5 amperes ● Antenna coupling is mounted on Polystyrene rod and can be varied by pushing in or out ● **TUBES REQUIRED,** HY-75, 6C5, and 6L6 (or 6V6). **MRT-3**—9" x 8" x 4" in size, with self-contained P.M. Dynamic speaker, less tubes and power supply.

Net Price to Amateur **$29.40**

2½ METER PORTABLE—MOBILE—FIXED STATION DK-3 TRANSCEIVER

The DK-3 features INDUCTIVE ANTENNA COUPLING, continuously variable and controlled from a special coupling knob on the front panel. This enables use of maximum power while the transmitter is in operation and permits a wide degree of receiver control. Weak signals, lost under ordinary conditions, can be worked. Effective range varies from 2 to 30 miles, depending upon terrain.

SPECIFICATIONS

● **FREQUENCY:** Covers the amateur 2½ meter band (112 to 116 mc.) ● **FOR PORTABLE OR MOBILE BATTERY OPERATION:** Three 45 volt B batteries (Eveready No. 482 or Burgess M30) and four 1½ volt batteries (Eveready No. 742 or Burgess 4FH) ● **FOR FIXED STATION, 110 VOLT AC OPERATION:** Use an AC power supply giving 135 to 180 volts DC output ● **INDUCTIVE ANTENNA COUPLING:** Variable antenna coupling knob on front panel permits maximum power in transmit position and enables flexible receiver control for both weak and powerful signals ● **ANTENNA:** For portable operation; two pieces of copper or aluminum tubing approximately 17 inches long or an adjustable vertical antenna. For fixed station operation; most standard antennas will work with the DK-3 variable inductive coupling ● **ONLY TWO INEXPENSIVE TUBES:** 6G6G as Audio Amplifier (to receive) or as modulator (to transmit); 6J5GT as Super Regenerative Detector (to receive) or as Oscillator (to transmit) ● **MICROPHONES AND HEADPHONES:** Use any good single button 200 ohm carbon mike and any standard headphones. Handsets should incorporate 200 ohm microphone and high impedance phone ● **SIMPLE OPERATION:** One volume control, with on-off switch, for both receive and transmit positions; microphone and headphone jacks; variable antenna coupling knob; ceramic antenna insulators; transmit and receive switch; large easy-tuning knob.

DK-3 Transceiver for 2½ meter operation. Completely self-contained, battery operated, ultra high frequency radio-telephone transmitter or receiver. Compact, grey wrinkle finish metal case with sturdy leather handle. Removable back panel for easy access to batteries and tubes. Size, 11" x 11" x 4½". Shipping weight, 11 pounds. **Net Price to Amateur** **$19.20**

ALL PRICES SUBJECT TO CHANGE WITHOUT NOTICE

Copyright by U. C. P., Inc

Net

NATIONAL UNION
TRANSMITTING AND SPECIAL-PURPOSE TUBES

THE SAME PREMIUM QUALITY AS FOUND IN ALL NATIONAL UNION TUBES



A complete line of Transmitting tubes in all important sizes up to 200 Watts:

AVAILABLE TYPES

NU30Z	60	211	807	845	1201
31Z	69	211C	813	866JR	1203A
40T	75H	300	829	866A/866	1625
40TZ	114B	615	832	872	1626
51A	200	801A/801	838	872A	
51Z		805			

COMPARISON CHART

NOTE: Types in parenthesis are not directly interchangeable, but are for same class of service.

TYPE	Replace With NATIONAL UNION Type
2X2	2X2/879
2Y2	2X2/879
H2-10	2X2/879
RK-10	10
RK-12	(NU-30Z)
RK-15	(46)
RK-16	(59)
RK-17	(2A5)
HV-18	NU-200
KU-23	NU-300
RK-24	(30)
HY-30Z	NU-30Z
HY-31Z	NU-31Z
RK-34	(6A6)
RK-39	NU-807
HY-40	NU-40T
T-40	NU-40T
HY-40Z	NU-40TZ
TZ-40	NU-40TZ
RK-41	(NU-807)
RK-43	(1G6GT/G)
RK-48	(NU-813)
RK-48A	(NU-813)
HZ-50	12Z3
HY-51A	NU-51A
HY-51Z	NU-51Z
RK-51	NU-51A
RK-52	NU-51Z
RK-57	NU-805
RK-58	NU-838
RK-59	(NU-31Z)
HF-60	NU-60
HY-60	(NU-807)
RK-60	(5Z3)
HY-61	NU-807
RK-63	(NU-200)
RK-64	(NU-807)
RK-66	NU-69
HY-69	NU-69
HY-75	NU-75H
HY-113	(1G4GT/G)
HY-114B	NU-114B
C-120	(NU-838)
ZB-120	(NU-838)
HF-140	NU-211
143D	2X2/879
GL-146	(NU-805)
M-150T	(NU-200)
GL-152	(NU-805)
FB-197	NU-211

TYPE	Replace With NATIONAL UNION Type
FP-197	NU-211
HF-200	NU-200
T-200	NU-200
C-201	(NU-805)
C-202	(NU-805)
HD-203A	(NU-805)
HD-203C	(NU-805)
203Z	(NU-838)
210	10
211	NU-211
211B	(NU-211)
211D	NU-211
C-211	NU-211
211B	(NU-211)
HD-211C	(NU-805)
WL-211	NU-211
242A	NU-211
242B	NU-211
242C	NU-211
248A	NU-211
249A	(NU-866A/866)
250	(50)
FP-252	NU-200
FP-252A	(NU-200)
268A	(NU-801A/801)
274A	(80)
283A	(39/44)
284A	NU-845
284D	(NU-845)
285A	(38)
292A	(6R7GT)
293A	(6K6GT/G)
294A	(6K6GT/G)
HF-300	NU-300
301A	(83), (5Z3), (5U4G)
305D	NU-801A/801
310	NU-801A/801
311	NU-211
311T	NU-211
319A	(NU-872A)
331A	NU-805
342B	NU-211
350A	(NU-807)
C350	(NU-807)
353A	NU-872
366A	NU-866A/866
384D	(NU-845)
WL-460	NU-200
HY-615	NU-615
801	NU-801A/801

TYPE	Replace With NATIONAL UNION Type
801A	NU-801A/801
801A/801	NU-801A/801
C-801	NU-801A/801
805	NU-805
C-805	NU-805
T-805	NU-805
807	NU-807
RK-807	NU-807
813	NU-813
T-814	(NU-200)
816	NU-866 Jr/816
829	NU-829
830B	(NU-51A)
832	NU-832
838	NU-838
C838	NU-838
841SW	(NU-60)
845	NU-845
845B	NU-845
C-845	NU-845
R-845	NU-845
T-845	NU-845
866 Jr	(NU-866 Jr/816)
HY-866 Jr	NU-866 Jr/816
866	NU-866A/866
866A	NU-866A/866
866A/866	NU-866A/866
866B	(NU-866A/866)
C-866	NU-866A/866
C-866A	NU-866A/866
RK-866	NU-866A/866
872	NU-872
872A	NU-872A
C-872	NU-872
C-872A	NU-872A
RK-872A	NU-872A
879	2X2/879
905	NU-805
938	NU-838
945	NU-845
955	(NU-1201)
966	NU-866A/866
966A	NU-866A/866
972	NU-872
972A	NU-872A
1201	NU-1201
1203	NU-1203A
1625	NU-1625
3572	NU-866A/866

NOTE: N.U. Types replace GL Types when type numbers are the same. For instance replace GL-807 with NU-807.

PRICES ON REQUEST

Copyright by U. C. P., Inc.

PAR-METAL

RACKS—PANELS—CABINETS

TYPE "A" DELUXE

Enclosed Relay Racks

New streamlined styling with rounded corners at front features this rack. Top and bottom trimmed with chrome mouldings. Standard finish is slate grey ripple, black is optional. Panel mounting holes are drilled for both "Amateur" and "W.E." panels, tapped for 10/32 screws. Panels fit into recess to conceal edges. Shipped "knocked-down" with all necessary bolts for easy assembly.

Cat. No.	Overall Size	Panel Space	Shpg. Wt. lbs.	Net Price
ER-213	42 x22¼x16½"	36¾"	100	$25.80
ER-215	66½x22¼x16½"	61¼"	150	33.60
ER-217	82½x22¼x16½"	77"	175	40.50

Roller truck to fit above racks. Equipped with swivel type rubber compo wheels, 2" dia.

RT-411 .....$6.90

TYPE "A"

Enclosed Relay Racks

Constructed of heavy steel finished in black ripple enamel. Panel mounting holes are drilled for both "Amateur" and "W.E." panels, tapped for 10/32 screws. Sides have louvres to provide ample ventilation. Back panel in form of a door with heavy latch; has two screen sections for additional ventilation. Comes knocked down, with all necessary nuts, bolts and washers. Easy to assemble. Ideal for the professional type amateur transmitter.

Cat. No.	Overall Size	Panel Space	Shpg. Wt. lbs.	Net Price
ER203	42 x21x16½"	36¾"	75	$21.30
ER205	66½x21x16½"	61¼"	135	28.50
ER207	82¼x21x16½"	77"	165	35.40

Roller truck to fit above racks. Equipped with swivel type rubber compo wheels, 2" dia.

RT-401 .....$6.15

Desk Panel Cabinet Racks

DELUXE TYPE

Especially designed to house transmitters, P.A. systems, etc. Afford neat, professional appearance. All take standard 19" panels. Very attractive in design having rounded corners at the vertical front edges and chromium finished trim at the top and bottom. Constructed of 1/16" steel. Have doors with heavy latch for access to chassis. Sides have louvres for ventilation. Come complete with panel mounting screws and washers. Panel holes tapped 10/32 for both "Amateur" and "W.E." panels. Standard finish black ripple. Slate grey is optional.

Cat. No.	Overall Size	Panel Space	Hinged Doors	Net Price
DL-128	10½x21x13½"	8¾"	Top Only	$8.10
DL-1225	14 x21x13½"	12¼"	Top Only	9.75
DL-1413	15¾x21x13½"	14"	Top Only	10.80
DL-1713	19¼x21x13½"	17½"	Top-Rear	12.75
DL-2613	28 x21x13½"	26¼"	Top-Rear	14.25
DL-3513	36¾x21x13½"	35"	Top-Rear	16.20

STANDARD TYPE

Same as above with square corners. No mouldings. Finished in black ripple enamel.

Cat. No.	Overall Size	Panel Space	Hinged Doors	Net Price
SC-128	8¾x19x13½"	8¾"	Top Only	$5.19
SC-1225	12¼x19x13½"	12¼"	Top Only	6.45
SC-1713	17½x19x13½"	17½'	Top-Rear	9.60
SC-2613	26¼x19x13½"	26¼"	Top-Rear	10.50
SC-3513	35 x19x13½"	35 "	Top-Rear	12.30

Standard Relay Racks



These sturdy steel racks are constructed of ⅛" steel, welded corners at top. Finished in black ripple enamel. Racks are for use with standard 19" long panels, and are accurately drilled for both "Amateur" and "W.E." panels, tapped for 10/32 screws. Substantially braced base to prevent wobble and to keep units in correct alignment. Ideal for use with all types of Transmitters or for Public Address Systems.

No.	Dimensions H. W. D.	Panel Space	Shpg. Wt.	Net Price
RR195	73¼x20x22"	71¾"	85 lbs.	$12.90
RR193	38¼x20x19"	36¾"	57 lbs.	10.50

Table Type Relay Racks

FOR 19" RACK PANELS

Intended for table mounting. Mounting holes are drilled for both "Amateur" and "W.E." panels, tapped 10/32 thread. Finished in black ripple enamel, and shipped knocked-down.

Shpg. Wt. 30 lbs.

Cat. No.	H. W. D.	Panel Space	Net Price
TR2520	25x20x12"	21x19"	$4.05
TR3220	32x20x12"	28x19"	5.25

Sloping Front Cabinets

Adaptable as instrument case for studios, laboratories, etc. Top corner is rounded, trimmed with chrome mouldings. Finish slate grey ripple. Chassis mounts to removable front panel. Chassis not included.

Cat. No.	H. W. D.	Size of Chassis	Net Price
SF-500	8x 8x 8"	7x 7x2"	$2.55
SF-501	8x10x 8"	7x 9x2"	2.70
SF-502	8x14x 8"	7x13x2"	3.00
SF-503	9x18x 8"	7x17x3"	4.20
SF-504	12x18x12"	10x17x3"	5.10

Steel Meter Cases

Made from steel, finished in black ripple enamel. Size is 4½"x4"x4".

Cat. No.	Meter Size	Net Price
SM-12	2"	$.81
SM-13	3"	.81

Copyright by U. C. P., Inc.

PAR-METAL

RACKS — PANELS — CABINETS

Amplifier Foundation Units

DELUXE SLOPING FRONT

Similar to commercial De-Luxe amplifiers. Red striped chrome moulding and handles. Front panel protrudes 3" from screen cover. Slate grey ripple finish. Bottom plates included.

Cat. No.	Chassis Size	Screen Cover	Net Price
F-10120	10x12x3"	6½" high	$4.50
F-10170	10x17x3"	6½" high	5.25
F-13170	13x17x3"	6½" high	5.85

REGULAR DELUXE TYPE

Modern professional type. Rounded corners on screen cover. Chrome mouldings and handles. Cover finished in slate gray, with black ripple chassis.

Cat. No.	Chassis Size	Depth of Cover	Shpg. Wt.	Net Price
DF510	5x10x3"	6"	9 lbs.	$2.55
DF615	6x14x3"	6"	10 lbs.	3.00
DF717	7x17x3"	6"	11 lbs.	3.45
DF1012	10x12x3"	6"	11 lbs.	3.45
DF1017	10x17x3"	6"	13 lbs.	4.10
DF1317	13x17x3"	6"	15 lbs.	4.71

STANDARD TYPE

New design with rounded streamline corners and grille. Cover finished in slate grey, with black ripple chassis.

F510	5x10x3"	6"	9 lbs.	$1 65
F615	6x14x3"	6"	10 lbs.	1.92
F717	7x17x3"	6"	11 lbs.	2.40
F1012	10x12x3"	6"	11 lbs.	2.40
F1017	10x17x3"	6"	13 lbs.	2.91
F1317	13x17x3"	6"	15 lbs.	3.36

Loud Speaker Cabinets



Made from steel. Rounded front corners, with handle and louvred back cover. Black ripple finish.

Cat. No.	Hole Size	Spkr. Size	Cabinet Size	Shpg. Wt.	Net Price
C 996	4¾"	6"	10x10x6"	8 lbs.	$2.40
C1170	6½"	8"	12x12x7"	9 lbs.	3.00
C1380	9"	10"	14x14x8"	15 lbs.	3.87
C1580	11"	12"	16x16x8"	20 lbs.	5.16

HEAVY DUTY TYPE

Blank Steel Chassis Bases

These Chassis are for heavy duty jobs. Made from 1/16" steel with welded corners and reinforcing flanges at bottom. Furnished with removable bottom plates and necessary screws.

Black Ripple Cat. No.	Cadmium Plated Cat. No.	Dimensions W.L.D.	Net Price
15280	15208	8x17x2"	$1.74
15281	15209	8x17x3"	1.95
15282	15218	11x17x2"	1.95
15210	15219	11x17x3"	2.10
15212	15214	13x17x2"	2.28
15213	15215	13x17x3"	2.49
15216	15217	13x17x4"	2.76

STANDARD TYPE

Blank Steel Chassis Bases

These chassis are intended for all purposes where a heavy duty chassis is not required. Stamped from one piece of No. 20 gauge cold rolled steel; four solid sides with welded corners. Bottom edges folded in to provide additional reinforcement.

Black Ripple Cat. No.	Cadmium Plated Cat. No.	Size	Net Price
B-4500	C-4500	5½x9½x1½"	$.51
B-4508	C-4508	5x10x3"	.66
B-4509	C-4509	6x14x3"	.78
B-4510	C-4510	7x 7x2"	.60
B-4511	C-4511	7x 9x2"	.66
B-4512	C-4512	7x11x2"	.72
B-4513	C-4513	7x13x2"	.78
B-4514	C-4514	7x15x3"	.99
B-4518	C-4518	4x17x3"	.84
B-4515	C-4515	7x17x3"	.96
B-4531	C-4531	8x17x2"	1.05
B-4532	C-4532	8x17x3"	1.14
B-4525	C-4525	10x12x3"	1.05
B-4524	C-4524	10x14x3"	1.11
B-4528	C-4528	10x17x2"	1.11
B-4526	C-4526	10x17x3"	1.02
B-4527	C-4527	10x23x3"	1.38
B-4533*	C-4533*	11x17x2"	1.35
B-4534*	C-4534*	11x17x3"	1.47
B-4516	C-4516	12x17x2"	1.26
B-4517	C-4517	12x17x3"	1.32
B-4530	C-4530	12x17x4"	1.47
B-4535*	C-4535*	13x17x2"	1.62
B-4536*	C-4536*	13x17x3"	1.83
B-4537*	C-4537*	13x17x4"	2.07

* Made from 1/16" thick steel.

Steel Utility Boxes

Made from sheet steel. Front and back removable. Black ripple finish. Complete with S.T. screws.

Cat. No.	Size	Shpg. Wt.	Net Price
MC-442	4x4x2"	2 lbs.	$.60
MC-453	4x5x3"	3 lbs.	.66
MC-666	6x6x6"	3 lbs.	.75
MC-1276	12x7x6"	5 lbs.	1.53
MC-1597	15x9x7"	9 lbs.	2.10

TYPE "A"

Steel Rack Panels

Made in accordance with standard specifications. They are 19" long and will fit the relay racks described. Constructed of ⅛" steel.

Black Ripple Cat. No.	Slate Grey Cat. No.	Width	Net Price
3600	G-3600	1¾"	$0.48
3601	G-3601	3½"	.54
3602	G-3602	5¼"	.69
3603	G-3603	7"	.75
3604	G-3604	8¾"	.90
3605	G-3605	10½"	1.11
3606	G-3606	12¼"	1.32
3607	G-3607	14"	1.50
3608	G-3608	15¾"	1.68
3609	G-3609	17½"	1.89
3610	G-3610	19¼"	2.01
3611	G-3611	21"	2.28

Chassis Mounting Brackets

For heavy duty chassis with holes to fit. Made from 1/16" steel, with black ripple finish. Prices are net.

SB78—For 8" base	per Pair	$0.60
SB711—For 11" base.	per Pair	.87
SB713—For 13" base.	per Pair	1.05

Hinged Utility Steel Cabinets

STANDARD TYPE

These cabinets are excellent for housing monitors, oscillators, etc. They have full piano hinged doors at the top; the front panels are removable. Finished in black ripple enamel.

Cat. No.	H. L. D.	For Chassis	Net Price
CA-100	7¼x10½x6"	5⅜x 9½x1½"	$1.80
CA-101	7¼x 8 x8"	7 x 7 x2"	1.80
CA-102	7¼"x10 x8"	7 x 9 x2"	2.10
CA-103	7¼x14 x8"	7 x13 x2"	2.31
CA-104	9 x15 x10¾"	10 x14 x3"	3.60
CA-105	12 x18 x12"	10 x17 x3"	4.20

DELUXE TYPE

A New streamlined type with rounded front corners. Finished in slate grey ripple enamel. No chassis included.

Cat. No.	H. L. D.	Panel Size	For Chassis	List Price
CA-200	8x10x 8"	8x 8"	7x 7x2"	$2.25
CA-201	8x12x 2"	8x10"	7x 9x2"	2.40
CA-202	8x16x 8"	8x14"	7x13x2"	3.06
CA-203	9x17x11"	9x15"	10x14x3"	4.80
CA-204	12x20x12"	12x18"	10x17x3"	5.70

Net

Copyright by U. C. P., Inc.

112-K KEY

This key is designed for learners who want something that is scientifically correct but moderate in price. Has black enamel metal base and is mounted on a mahogany finished wood base. Key lever is nickel plated. Contact points are **platinor.**

List $2.50



PONY RELAY

All the metal parts on this pony relay are brass with lacquer finish, excepting armature which is polished and plated steel. Magnets are non-adjustable. Mounted on a mahogany finished wood sub-base and cast iron black enamel base.

	List
M-104— 4 Ohm	$6.50
M-105—20 Ohm	6.75
M-106—50 Ohm	7.00
M-107—75 Ohm	7.25

R-48 KEY

The beginner in the field of wireless approves this ¼ K. W. Key for its desirability and inexpensiveness. It is well made with polished key lever and lacquered parts. Contact points are platinor.

List $2.80

R-68 PRACTICE SET

Designed for those who want a well made instrument to learn the code. Set consists of a key and high frequency buzzer mounted on a mahogany finished wood base equipped with binding posts. The code is printed on a plate and fastened to the base between the key and buzzer. Buzzer is adjustable.

List $4.00

R-60 BUZZER

The R-60 high frequency buzzer is the same type used on the R-68 Wireless Practice Set. It is adjustable and has a standard resistance of 2 Ohms. Finish is black crystallized lacquer.

List $1.25

SOUNDER

The tone quality and instant action of this correctly designed sounder are well and widely known. All adjustments are simple and accurate. Bar frame is black enamel and has an aluminum sounding bar, brass bridge and black lacquered steel sounder plate. It is mounted on a mahogany finished wood base equipped with binding posts.

	List
112-S— 4 Ohm	$3.90
113-S—20 Ohm	4.15



LEARNER SET

On city, private and short lines learners will find this instrument easy to handle and having a clear, distinct tone. Bar frame and key base are black enamel, the bridge is brass, sounding bar is aluminum with black lacquered steel sounder plate. Key lever is nickel plated. Sounder and key are mounted on a mahogany finished wood base.

	List
M-110— 4 Ohm	$5.75
M-111—20 Ohm	6.00

STANDARD KEY

This standard wireless key is designed to carry heavy currents. All brass construction with lacquer finish. Furnished with 3/16, ¼ or ⅜-inch coin silver contacts. Navy type key knob.

	List
R-62—3/16" contacts	3.50
R-63—¼" contacts	3.60
R-64—⅜" contacts	3.85

R-70 TWIN PRACTICE SET

In this practice set is represented value that appeals to the beginner. Set includes two R-69 instruments, 75 feet of wire and instruction manual packed in an attractive, illustrative box.

List $3.75

M-100 KEY

For rapid transmitting this key is preferred by skilled operators and beginners. The base, equipped with binding posts, is brass with a lacquer finish. Key lever is nickel plated. Furnished with platinor contact points.

List $3.40

COMMERCIAL RELAY

The commercial relay is well designed and constructed for long, continuous service on commercial lines. Heel iron and armature are made of Norway iron. Has rubber covered adjustable coils. Mounted on mahogany finished wood sub base and cast iron black enamel base.

	List
916—150 Ohm	$15.00
917—250 Ohm	15.50

KEY R-50

For the amateur who wants an inexpensive, high grade wireless key, here is the proper instrument. It is equipped with a heavy, cast, well insulated base in a black finish, coin silver contacts, composition knob and nickel parts.

List $1.75

R-69 PRACTICE SET

The R-69 Practice Set is for those who want an inexpensive instrument. Consists of a key lever, non-adjustable buzzer and code plate mounted on a metal base equipped with binding posts and rubber feet. Has maroon finished base and gold lacquered key lever and buzzer cover.

List $1.75

Copyright by U. C. P., Inc.

ELECTRIC • SIGNAL • DRILLS

¼" Light Duty

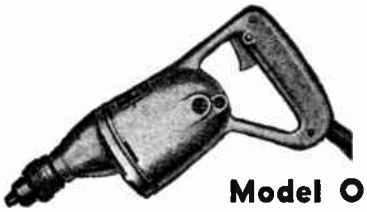

Model OB-8

$22.50 List

The OB-8 light duty drill is designed for intermittent service. It is a good, high quality product, properly balanced, with an air-cooled handle having a comfortable grip. Light in weight, it is especially adaptable for radio repair work, wood and metal assembly, airplane construction, boat building and kindred applications.

¼" Standard Duty



Model OB-4

$26.50 List

For general maintenance, construction and building work the OB-4 standard duty drill will give dependable service. It is popular with electricians, carpenters, machinists and repairmen. It has an abundance of power developed by a smooth-running universal motor. It is well balanced, has a comfortable grip and air-cooled handle.

Inside Views of SIGNAL DRILLS

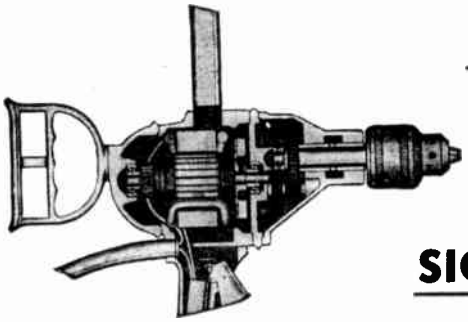

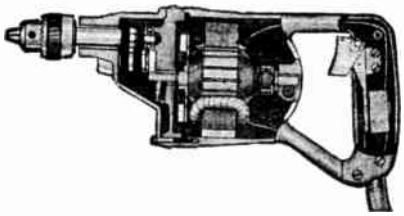

½" Standard Duty

Model OB-5

$47.50 List

This standard duty half-inch drill has everything a good drill should possess—lots of power, proper speed, light weight, durability, high quality construction and correct balance. For general production, garage, machine shop and maintenance work where a drill receives hard use, it is recommended. Contractors, plumbers, electricians, and others will find it can be depended upon to give efficient service at all times. Attractively priced, this drill has established for itself a fine reputation that is recognized by users and distributors alike.

SPECIFICATIONS

Motor: Universal for direct or alternating current, 110-120 volts, 25-60 cycles.

	OB-8	OB-4	OB-5
Code Word	SEMED	SEMEB	SEMEC
List Prices (110-120 volts)	$22.50	$26.50	$47.50
Special Voltages	10 percent addition list.		
Overall Length	12"	12⅜"	16½"
Bearings	Bronze wool packed with thrust ball spindle bearing.		Armature and spindle thrust high grade ball.
Capacity	¼"	¼"	½"
Speed (No load R.P.M.)	2950	1700	400
Amperes (No load)	1.0	.9	1.8
Switch	Trigger type with lock for continuous operation.		
Cord Length	8 feet	8 feet	15 feet
Net Weight	5½ lbs.	7¼ lbs.	14 lbs.
Shipping Weight	7 lbs.	8 lbs.	16 lbs.
Pipe Handle			Detachable
Cord	Heavy duty, rubber covered with rubber cord protector.		
Plug	Rubber.		
Brushes	Accessible from outside.		
Gears	Special alloy, heat treated.		
Housing	Durable aluminum alloy.		
Chuck	Almond, 3-jaw, with key.		

Copyright by U. C. P., Inc.

J. H. BUNNELL

Telegraph Keys • Learner's Sets • Sounders • High Frequency Buzzers

TRIUMPH KEY No. 9050 Type 5-4

A commercial Telegraph Key on cast brass base with nickel plated steel lever. Has tungsten contacts and "Bug" lip of nickel silver. All brass parts are polished and lacquered.

Used extensively by Western Union, Postal, and other communication companies. Can also be supplied with ⅛" or ¼" diameter silver points—polished and lacquered bronze lever and "Navy" knob or bronze nickel plated lever at additional charge. Shipping weight 1 lb.

No. 9050 Triumph Key with polished brass body.



GIANT SOUNDER with Aluminum Lever No. 500 Type 7-3

A commercial Telegraph Sounder with aluminum lever. Used extensively by Western Union, Postal and other communication companies. Sounder is supplied with brass base mounted on wood sub-base. Three brass pillars between the wood and brass base create a "sounding board" effect, giving loud, clear signals. Coils of sounder are furnished wound to any required resistance. State resistance required when ordering. Shipping weight—2 lbs. packed.



DANDY LEARNER'S SOUNDER No. 776 Type 7-9

Same sounder as used on Dandy Morse Learner's Outfit, is mounted on wood base and has adjustable trunion screws as well as adjustable spring tension. Shipping weight—2 lbs. packed.

CENTURY HIGH FREQUENCY BUZZER No. 9740 Type 17-3

A high frequency Buzzer with adjustable tone control. Operates from 1 or 2 dry cells. May be supplied on either Buzzoplex or Blinko Buzzoplex at an additional charge.

BUNNEL Open Circuit Key No. 9037 Type 5-23

Front and Back Contact—Legless Key

When it is preferable to use dry cells instead of closed circuit cells this type of key is highly recommended. Even though a closed circuit is maintained for communication in either direction no current is being used except when key is depressed. Each individual station supplies its own current from local batteries.

QUAD REPEATING SOUNDER with Rigid Points No. 9109 Type 7-6



Similar in all respects to No. 500 aluminum lever sounder, but has in addition, a pair of auxiliary contacts in the anvil and sounder bar which are connected to two additional binding posts used to repeat the signal to another circuit or a local one. Coils furnished wound to any required resistance. Shipping weight—2 lbs. packed.

BUZZOPLEX No. 8656 Type 17-1

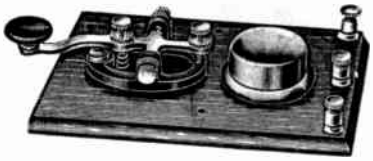

This instrument consists of a No. 775 key and high grade buzzer mounted on a common base of birch, finished mahogany. Equipped with 3 binding posts to connect batteries and phones. Shipping weight — 3 lbs. packed.

BLINKO BUZZOPLEX No. 9028 Type 17-2

Same equipment as used on Buzzoplex, but with addition of lamp and switch. Used to give audible or visual signals. Shipping weight—3 lbs.

PRICES ON APPLICATION

J. H. BUNNELL

Telegraph Keys • Learner's Sets • Sounders • High Frequency Buzzers

Bunnell Professional Flash Key #1
No. 800 — Type 5-48

A handsome and efficient transmitting machine, with unlimited sending possibilities. Suitable for all classes of transmitting work where speed and perfect sending are prime essentials. THE OLD RELIABLE SINGLE LEVER KEY.

Two pairs of large, coin silver contact points . . . one for dots, the other for dashes. Designed to meet the most exacting demands of professionals. Equipped with cord as illustrated. Base, 6⅜ x 3½ x ½ inches. 800—Black crackle finish.



Bunnell Professional Flash Key #6
No. 801 — Type 5-45

Experienced professional operators have acclaimed this model as the smoothest, fastest "bug" on the market, surpassing anything ever before achieved in any sending machine. Single lever with improved flat pendulum and instantly adjustable dot contact spring. Two pairs of large coin silver contact points . . . one for dots, the other for dashes. Equipped with cord as illustrated. Weight 3½ pounds. Base 6⅜ x 3½ x ½ inches.

801—Black crackle finish.



BUNNELL AMATEUR FLASH KEY
No. 803 — Type 5-46

The greatest value ever made available to amateurs. Sturdy construction. Single lever. Two pairs of coin silver contact points . . . one for dots, the other for dashes. Designed especially to meet the demands of amateur operators. Weight 2 pounds. Base, 6 x 3 x ⅜ inches. 803—Black crackle finish.



DANDY LEARNER'S KEY
No. 775 — Type 5-19

A substantial well designed key mounted on a black japanned cast iron base and wooden sub-base. Has steel nickel plated lever, adjustable brass trunion screws polished and lacquered. Spring tension screw and back screw and brass circuit closer which can be removed when key is used for radio operation. Shipping weight 1 lb. packed.

Dandy Morse Learner's Outfit No. 607 — Type 7-17

The same key and sounder as our No. 775 and 776 except mounted on common base and furnished with 2 Western Union type flat binding posts connected to key and sounder. Can be used singly as a learner's outfit or in pairs. Weight — 2 lbs. packed.

DOUBLE SPEED KEY
No. 5876 — Type 5-12

A non-automatic side action key on brass base. Lever is nickel plated and all brass parts are polished and lacquered. Supplied for telegraph work with circuit closer, which may be removed when key is required for radio use. Dots or dashes made on either side by pressing the lever right or left. In ordering, state whether for telegraph or radio use. Shipping weight—1 lb. packed.

Carrying Case - No. 5-165 for No. 800 or 801 Flash Key

Carrying case for No. 800 or No. 801 FLASH KEY — a sturdy lightweight case covered with imitation leather over wood frame, with hinged front. Shipping weight, 3 lbs. packed.



CORD AND WEDGE
Set No. 5-183

A 2½ foot cord with spring wedge on one end and round eyelet terminals on the other end. The springs of the plug are nickel silver securely held in place in a fibre tube with fibre insulation between springs. Shipping weight—6 ozs. packed.

PRICES ON APPLICATION

Practice Sets
Buzzers

SPEED-X

Transmitting and
High Speed Keys

TELEGRAPH KEYS FOR EVERY PURSE AND PURPOSE

HIGH SPEED SEMI-AUTOMATIC KEYS

SPEED-X Semi-Automatic Keys are designed and constructed to rigid specifications and are approved by the experienced professional and amateur C. W. operators. They are fully adjustable from lowest to highest speeds. Manufactured in four distinctive and attractive models. Fully guaranteed against any defect in material or workmanship. Bases of all models drilled for stationary mounting.

STANDARD MODEL No. 500. New-Improved Standard Model Semi-Automatic Key mounted on extra heavy steel base 3½ x 6¼" x ½" finished in attractive black wrinkle baked enamel. Mounted on four rubber feet to insure stationary position at all times. The finish will not scratch or chip and will last indefinitely. The frame is chromium finished and has five adjustments with lock nuts, assuring dependable operations at all speeds. Vibrator arm, posts, switch and all machine parts heavily plated in beautiful chromium. Complete with two adjustable weights, two sets ⅛" pure silver contacts, circuit-closing switch and two paddles adjustable to any desired height. Net weight 4½ lbs.

No. 500—List Price $13.50 ..... **Net $8.10**
No. 500-L (Left-handed model) List $15.50 ..... **Net $9.30**
No. 380—Cord and Plug Extra List $1.00 ..... **Net $ .60**

PROFESSIONAL MODEL No. 501. New-Improved Beautiful Polished Chromium Plated Heavy Steel Base 6¼" x 3½" x ½" with four non-slip rubber feet. Heavy brass connector strips mounted under base. Frame is a Polished Chromium Brass Casting with five screws for sensitive adjustments. Vibrator is designed to obtain slowest and fastest speeds required by high speed operators. Two sets of ¼" pure silver contacts. Pigtail connections to vibrating arm. Perfectly aligned free acting vibrator bearings. Lock nuts on all adjustments. Paddles adjustable to any required height. All machine parts heavily chrome plated, which makes this the most outstanding semi-automatic key on the market. Furnished with circuit closing switch. Net Weight 4½ lbs.

No. 501—List Price $17.50 ..... **Net $10.50**
No. 501-L (Left-handed model) List Price $19.50 ..... **Net $11.70**
No. 380—Cord and Plug Extra List $1.00 ..... **Net $ .60**

Nos. 500, 501

No. 515

AMATEUR MODEL No. 515. Baked Black Crinkle Enamel Finished Steel Base 6¼" x 3" x ⅜" with four rubber feet to prevent slipping or tilting. Heavy Brass connector strips. Die Cast Frame finished same as base with adjustable trunion screws. Chromium brass Vibrator has main spring and U-spring made of clock spring for smooth snappy action. Two adjustable weights. Two adjustable black fibre paddles. Two sets ⅛" pure silver contacts. Lock nuts for every adjustment. Deadener wheel, posts, screws, springs and terminals polished chrome plated. Packed in attractive carton. Net Weight 3¼ lbs.

No. 515—List Price $9.25 ..... **Net $5.55**
No. 515-L (Left-handed model)—List $11.25 ..... **Net $6.75**
No. 380—Cord and Plug Extra List $1.00 ..... **Net $ .60**

JUNIOR MODEL No. 510. Die Cast Base 2¾" x 6" x ¾" finished in black wrinkle baked enamel concealing heavy brass connector strips. Frame is same finish as base and all other parts are chromium plated. Vibrator Arm same as Standard model with lots of pep. Adjustable from eight words per minute to as high a rate as desired. Two sets of ⅛" pure silver contacts, two adjustable weights and two adjustable paddles. Circuit closing switch mounted on base. Being small, compact and streamlined, this semi-automatic key is an outstanding value. A light-weight but sturdy built machine for clean-cut sending. Net Weight 2½ lbs.

No. 510—List Price $10.75 ..... **Net $6.45**
No. 380—Cord and Plug Extra List $1.00 ..... **Net $ .60**

REPLACEMENT PARTS

No. 370

No. 330

No. 335

	List	Net
No. 330 Adjustable Weight	$0.25	$0.15
No. 335 Key Springs	.10	.06
No. 333 Dash Spring	.10	.06
No. 340 Set ⅛" Contacts	1.00	.60
No. 341 Set ¼" Contacts	2.00	1.20
No. 345 (2) ⅛" Contacts	.20	.12
No. 346 (2) ¼" Contacts	.50	.30
No. 350 Knob	.20	.12
No. 360 Navy Knob	.30	.18
No. 362 ¾" Chrome Screw	.13	.03

	List	Net
No. 363 1" Chrome Screw	.15	.09
No. 364 ½" Knurled Nut	.10	.03
No. 375 Vibrator Arm Comp.	3.00	1.80
No. 376 Vibrator Arm Only	1.75	1.05
No. 370 Adjustable Paddle	.25	.15
No. 380 Cord and Plug	1.00	.60
No. 390 U-Spring ⅛" Contact	.60	.36
No. 391 U-Spring ¼" Contact	.75	.45

No. 360

No. 350

No. 390

No. 444 KIT

An assortment of the best selling parts for all makes of keys, selected from the above list, and packed in a beautiful display box. List price of complete kit $20.00

NET PRICE . . . $12.00

Copyright by U. C. P., Inc.

PRICES SUBJECT TO CHANGE WITHOUT NOTICE

Practice Sets
Buzzers

SPEED-X

Transmitting and
High Speed Keys

TELEGRAPH KEYS FOR EVERY PURSE AND PURPOSE

MOULDED BAKELITE KEYS, BUZZERS, PRACTICE SETS

SPEED-X Moulded Bakelite and Metal Hand Keys, Practice Sets and Buzzers are used throughout the world as standard equipment in amateur and commercial work. Each unit is built according to rigid specifications and is fully guaranteed. All models have holes for stationary mounting. Code card supplied with each individually packed unit.

No. 301

AMATEUR KEY No. 301—A general purpose key with moulded black bakelite base. Perfect insulation—adjustable smooth acting bearings — improved spring — nickel key arm — pigtail connections—no current on bearings—1/8" pure silver contacts. Net Wt. 6 oz.

No. 301—List Price $2.15 ..... **Net $1.29**
No. 301-S with switch—List $2.50 ..... **Net 1.50**
Add "L" for 1/4" Contacts—Extra List $ .25 ..... **Net .15**

PRACTICE KEY No. 300—A well-built and inexpensive practice key for the beginner. Moulded Brown Bakelite base and knob. Spring bearings, perfect action, simple adjustments, 1/8" pure silver contacts. All machine parts nickel plated. Standard Code card furnished. Net Wt. 5 oz.

No. 300—List Price $1.50 ..... **Net $ .90**

PRACTICE KEY No. 312—A standard spring adjustable hand key with 1/8" pure silver contacts mounted on a moulded brown bakelite base 2 3/4" x 5" with circuit closing switch and terminal connections on base. Heavy base connector strips concealed under base. Key arm, switch and all machine parts nickel plated. Net Wt. 8 oz.

No. 312—List Price $2.50 ..... **Net $1.50**

PRACTICE SET No. 450—Consists of one constant frequency adjustable buzzer and a standard hand key with 1/8" pure silver contacts mounted on a moulded brown bakelite light-weight base 6" x 4". Adjusting screws, key arm and all machine parts nickel plated. Light Spring for perfect keying. A complete sending and receiving set. Three hook-up diagrams on carton show how this Practice Set may be used singly for code practice and in pairs for point to point communications. Standard Code Card included. Net Wt. 12 oz.

No. 450—List Price $2.75 ..... **Net $1.65**

No. 450

CONSTANT FREQUENCY BUZZER No. 400—Moulded Black Bakelite Base and Cap eliminates insulation problems. Large pure silver contacts—precision parts hold adjustments. Additional adjustment on vibrator. Resistance 2 ohms. Operates on two dry cells or one "C" battery. A high quality buzzer for all purposes. Net Wt. 3 oz.

No. 400—List Price $1.25 ..... **Net $ .75**

No. 400

HEAVY DUTY METAL HAND KEYS



Nos. 300, 305, 306

METAL HAND KEY No. 305—An inexpensive metal base key with black wrinkled enamel finish. Smooth acting spring bearings and adjustable key arm spring. Key arm and all machine parts bright nickel finish. 1/8" pure silver contacts. Net Wt. 10 oz.

No. 305—List Price $1.75 ..... **Net $1.05**
No. 306—Lacquered BRASS finish Base—List Price $1.75 ..... **Net 1.05**

STANDARD Key No. 310—Heavy die cast base finished in black wrinkled enamel. Smooth adjustable bearings. 1/8" pure silver contacts. Has provisions for plugging in our semi-automatic keys when desired. Net Wt. 9 oz.

No. 310—List Price $2.50 ..... **Net $1.50**
No. 311—Chromium Base—List $3.00 ..... **Net 1.80**
No. 316—Lacquered BRASS Finish—List $2.50 ..... **Net 1.50**
Add "L" for 1/4" Contacts—Extra List $ .25 ..... **Net .15**

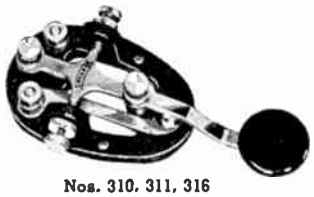

Nos. 310, 311, 316

STANDARD KEY No. 310-S—Same specifications as Standard model key No. 310 with circuit closing switch mounted on base. 1/8" pure silver contacts. An attractive high-quality key. Net Wt. 10 oz.

No. 310-S—List Price $3.00 ..... **Net $1.80**
No. 311-S—Chromium Base with switch—List $3.50 ..... **Net 2.10**
No. 316-S—Lacquered BRASS Finish with switch—List $3.00 ..... **Net 1.80**
Add "L" for 1/4" Contacts—Extra List $ .25 ..... **Net .15**



Nos. 320, 321, 326

HEAVY DUTY KEY No. 320—Black wrinkle enameled extra heavy Die Cast Base. Large sturdy chromium plated key arm with adjustable steel bearings. Heavy brass connector strip concealed under base. Well insulated for heavy duty work. Improved Navy Type Knob and 1/4" pure silver contacts. Net Weight 12 oz.

No. 320—List Price $3.50 ..... **Net $2.10**
No. 321—Chromium Base—List Price $4.00 ..... **Net 2.40**

HEAVY DUTY KEY No. 326—Same specifications as Heavy Duty Model No. 320 but base finished in a beautiful Lacquered BRASS finish. Arm and machine parts chromium plated. Well designed spring gives this model a light keying touch. Navy Type Knob and 1/4" pure silver contacts. Net Wt. 12 oz.

No. 326—List Price $3.50 ..... **Net $2.10**

PRICES SUBJECT TO CHANGE WITHOUT NOTICE

Copyright by U. C. P., Inc.

The Vibroplex

A SEMI-AUTOMATIC TELEGRAPH AND WIRELESS TRANSMITTING MACHINE

Embodying the latest exclusive features

Patent No. 2187351

PROMINENT features which have contributed to the success of the Vibroplex are:

Simplicity - Durability
Perfect control - Easy adjustment
Strong carrier - Ease of manipulation
Adaptability to changing wire conditions
Ability to transmit perfect Morse and Continental signals at high speed

These features, which are found only in the genuine Vibroplex models illustrated on these pages, make for clear, rapid, easy transmission; relieve the arm of strain caused by sending on the ordinary key; rest and strengthen the overworked muscles, and prevent telegrapher's paralysis.

CLEAR, RAPID SENDING MADE EASY

The Vibroplex transmits the same grade of Morse and Continental code as the strongest clearest hand sender, faster than is possible on the ordinary key, and with less than half the labor.

There is no tensing of the muscles, no nerve strain, no pounding on the key in order to make clear, rapid signals. **You simply press the lever—the machine does the rest.**

THE "CHAMPION" VIBROPLEX

For Radio Use Only

The new "Champion" is an inexpensive transmitter having exceptional sending qualities . . . clarity . . . speed . . . sending ease, which will appeal alike to amateur and professional radio operators. Designed to meet the demand for a low priced Vibroplex in the radio field.

Designed to fulfill the demand for a low priced radio transmitter.

SPECIFICATIONS

Single lever with two pairs of contact points. Mounted on large standard size base. Weight 3 lbs. 8 oz. Without circuit closer, cord and wedge. Standard finish only. Chromium finished top parts, with black crystal base.

Amateur Net Price **$9.95**

THE "ORIGINAL" VIBROPLEX



Suitable for all classes of transmitting work where speed and perfect Morse are prime essentials.

SPECIFICATIONS

Old Style, Single Lever. Two pairs of contact points: one for dots, the other for dashes. Weight, 3 lbs. 8 oz. A handsome and efficient transmitting machine, with unlimited sending possibilities. Complete with cord and wedge. Finishes—Standard—Polished Chromium parts with black base.

Amateur Net Price **$15.95**

DeLuxe—Polished Chromium, including base and jeweled movement **19.50**

THE "BLUE RACER" VIBROPLEX

Very similar to the Original Vibroplex except that it is only half the size. Suitable for all classes of telegraph work and in high favor with wireless men.



UNLIMITED SENDING POSSIBILITIES

Small and compact, the Blue Racer Vibroplex can be carried around and never be in the way. Embodies the same sending possibilities, the same carrying qualities, the same strength and durability as the larger models. Built especially to meet the demand of telegraphers requiring a small, lightweight and efficient sending machine.

SPECIFICATIONS

Single Lever. Two pairs of contact points—one for dots, the other for dashes. Weight, 2 lbs. 8 oz. Complete with cord and Wedge. Finishes—Standard—Polished Chromium top parts with black base.

Amateur Net Price **$15.95**

DeLuxe—Polished Chromium, including base. With jeweled movement **19.50**

ALL THE VIBROPLEXES ILLUSTRATED ARE NOW EQUIPPED WITH LARGE 3/16 DIAMETER CONTACT POINTS, WHICH ARE THE SAME DIAMETER AS FURNISHED ON SPECIAL RADIO MODELS SELLING HERETOFORE UP TO $25.00.

Copyright by U. C. P., Inc.

NET

The Vibroplex

THE VIBROPLEX COMPANY INC — TRADE MARK

Telegraph & Wireless Transmitting Machines

THE "LIGHTNING BUG" VIBROPLEX

One of the Latest Model Vibroplexes



Sending ease surpassing anything ever achieved in any sending machine.

HIGH QUALITY SIGNALS AT ALL SPEEDS

This Great New Vibroplex is the smoothest and easiest working BUG ever made. It has won fame on land and sea for its clarity, precision and ease of manipulation. Can be slowed down to 10 words per minute or less or geared to as high rate of speed as desired. Maintains the same high quality signal at whatever speed, insuring easy reception under all conditions.

SPECIFICATIONS

Single lever, with improved flat pendulum, instantly adjustable dot contact spring, circuit breaker parallel with pendulum. Two pairs of contact points, one for dots, the other for dashes. Complete with cord and wedge. Weight 3 lbs. 8 oz. Finishes—Standard—Polished Chromium top parts with black base.

Amateur Net Price **$13.95**

DeLuxe — Polished Chromium, including base, and jeweled movement **17.50**

VIBROPLEX CARRYING CASE

Keeps the machine free from dust, dirt and moisture. Insures safe-keeping when not in use.

A plush-lined case, finished in handsome black morocco. Corners are reinforced, adding to its durability and attractiveness. A flexible leather handle makes it more convenient to carry. Has lock and key.

Amateur Net Price **$3.50**

THE "ZEPHYR" VIBROPLEX



A Genuine Vibroplex. Slightly lighter in weight. Having plenty of "Pep" and "Power"

Smaller and more compact but designed in most details the same as the "Lightning Bug" model. Planned to meet the demand for a low priced, efficient and high speed transmitter for telegraph use.

SPECIFICATIONS

Single lever with standard size contact points. Mounted on slightly smaller base. Weight 3 lbs. 2 oz. Equipped with circuit closer, cord and wedge. Standard finish only. Chromium finished top parts, with black crystal base.

Amateur Net Price **$12.50**

• For a limited time only all of the DeLuxe Model Vibroplexes are furnished with patented JEWEL MOVEMENT, without additional charge.

This special introductory price is subject to change without notice.

The JEWELS used in this Model Vibrpolex are the same as placed in the World's finest precision made watches and instruments.

A JEWEL bearing main lever insures a "LIFETIME" of service and an ease of operation that can only be referred to as "FEATHER-TOUCH" sending.

ALL THE VIBROPLEXES ILLUSTRATED ARE NOW EQUIPPED WITH LARGE 3/16 DIAMETER CONTACT POINTS, WHICH ARE THE SAME DIAMETER AS FURNISHED ON SPECIAL RADIO MODELS SELLING HERETOFORE UP TO $25.00.

NET

Copyright by U. C. P., Inc.

NOTE: ALL PRICES ON THIS PAGE HAVE BEEN CHANGED. WRITE FOR NEW LISTING.

RADIO TELEGRAPH APPARATUS *Manufactured by*

WORLD'S CHAMPION RADIO TELEGRAPHER

NEW SUPER STREAM-SPEED

PLATINUM
Dot Contacts

S-600 PC
$11.85



Into this gorgeous speed key has gone Mac's 30 years operating experience supplemented by the finest engineering ability in the radio-telegraph industry . . . with their combined efforts coordinated under the styling genius of one of America's outstanding design artists. See it! Handle it! You'll have to own it! Combining beauty and utility in a most striking fashion, this radically new. semi-automatic key is the last word in operating ease. Fast, rhythmical Morse is a real pleasure with this key.

- **Streamlined base of special dense alloy. Wt. 4 lbs.**
- **Tear-drop shaped base makes it immovable on table.**
- **Heavily chromed with bluish tinge to prevent glare.**
- **Swedish blued steel mainspring and U spring.**
- **Bronze bearing screws.**
- **Bronze alloy pigtail.**
- **Bakelite insulation throughout.**
- **Molded plastic dot paddle and dash button.**



PRACTICE SET

CATALOG NO. S-710—$10.50 Net
Complete with tube



STREAM KEY DE LUXE MODEL

No. 300 at $3.45 net.
No. 200 at $2.25 net.
No. S-100 at $1.65 net.

Beautiful tear-drop streamlined base with heavy bluish tinged chrome. All parts chromed. Finely balanced key lever. 3/16" contacts, designed expressly for these keys. These pretty Streamkeys have a "feel" that makes good Morse easy for any operator.

PROFESSIONAL MODEL, same key but base "black wrinkled." CATALOG No. 200

AMATEUR MODEL, rich black polystyrene base, same lever, and large contacts, circuit closing switch, bronze bearing screws. A beautiful and superbly balanced key at an absurdly low price because of enormous volume. CATALOG No. S-100

PROFESSIONAL MODEL, MAC KEY

Designed to conform with United States Navy specifications for "speed key." It is just what its name implies: A fine Professional Operator's model Mac Key. Base 3¾" x 6½" x ¾" thickness. Beautifully black wrinkled over Parkerized base casting. Carefully designed super-structure, similarly finished.

Chromed parts, circuit closer, bakelite insulation, 3/16" silver contacts. A key that will thrill any radio or telegraph operator.

TELEGRAPHER'S MODEL
CHROMED YOKE, CORD.
CP500 @ $9.50



MODEL
No. P500
$7.50
NET TO THE OPERATOR

T. R. McElroy

Copyright by U. C. P., Inc.

NOTE: ALL PRICES ON THIS PAGE HAVE BEEN CHANGED. WRITE FOR NEW LISTING.

RADIO TELEGRAPH APPARATUS *Manufactured by*

WORLD'S CHAMPION RADIO TELEGRAPHER

PRICE $90.00 Net

G-813 is complete as shown Keyer and Tape Puller



McELROY MODEL G-813 RADIO CODE KEYING UNIT

Designed for radio operator training schools of the United States Army.

Dots and dashes are inked on regulation telegraph recorder paper slip 3/8" wide. These recordings resemble the conventional visually read slip, excepting the pen is heavier which results in an inked line about 1/16" thick and the ink used is a black India drawing ink. Paper slip is mounted on 400' 16mm, motion picture reels, each roll containing sufficient inked slip to operate the keyer at speed of 20 words per minute for one hour.

Paper slip is drawn through a guiding gate between an exciter lamp and a photo tube. The inked dots and dashes interrupt light onto photo tube, actuating a relay which keys any external tone source.

Practice tapes consist of a set of fifteen rolls prepared from master tapes furnished by Signal Corps School, Fort Monmouth, N. J. Best results will be obtained if the keyer is used in collaboration with Signal Corps School Pamphlet No. 53, Radio Operator's Manual, 1940 Edition.

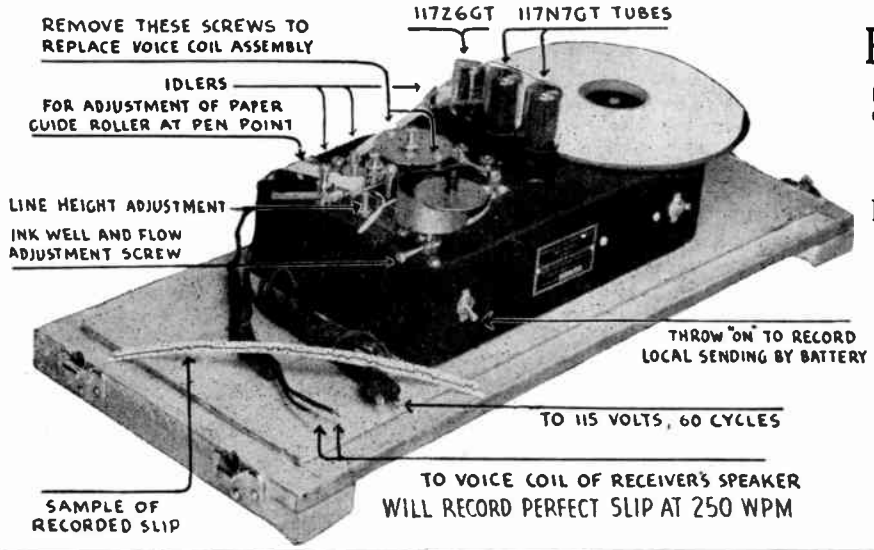

RADIO TELEGRAPH SIGNAL RECORDER MODEL RRD-900

PRICE $90.00 Net

This is a device designed to make inked recordings of transmitted dots and dashes of the radio telegraph code. Amplifying circuit and copperoxide rectifier are built into the unit. Circuit diagram accompanies each instrument. Slip is drawn through recorder by tape puller such as the G-13.

T·R·McElroy MAC

Copyright by U. C. P., Inc.

NATIONAL NC NEW PRICE LIST

AUDIO AMPLIFIERS

Symbol	List	Net
NSA	$125.00	$75.00
NSA-RA	140.00	84.00
NSA-RS	135.00	81.00

BUSHINGS

SB		.30	.18
TPB	Doz.	.85	.51
XP-6	Ten	.85	.51
XS-6		.20	.12

BUSHINGS (Antenna)

XS-1	Pr.	1.20	.72
XS-2	Pr.	1.35	.81
XS-3	Pr.	6.00	3.60
XS-4	Pr.	7.25	4.35
XS-5	Ea.	8.25	4.95
XS-5F	Pr.	17.00	10.20
XS-7		.55	.33
XS-8		.75	.45

CABINETS

C-SW3	6.00	3.60
C-NC100	9.50	5.70
C-HRO	9.50	5.70
C-110	5.00	3.00
C-SRR	4.00	2.40

CABINETS (Speaker)

NDC-2	8.50	5.10
NDC-8	5.50	3.30
NDC-10	6.60	3.96

CHART FRAMES

CFA	.55	.33

CHOKES

R-100	.50	.30
R-100U	.60	.36
R-300	.50	.30
R-300U	.60	.36
R-175	3.00	1.80
R-152	2.50	1.50
R-154	2.50	1.50
R-154U	2.00	1.20

COILS (Exciter)

AR16-5	1.65	.99
AR16-10	1.65	.99
AR16-20	1.65	.99
AR16-40	1.65	.99
AR16-80	1.65	.99
AR16-160	1.65	.99

COILS (Receiver)

"HRO"

HRO-A	22.00	13.20
HRO-B	22.00	13.20
HRO-C	22.00	13.20
HRO-D	22.00	13.20
HRO-E	22.00	13.20
HRO-F	22.00	13.20
HRO-G	30.00	18.00
HRO-H	33.00	19.80
HRO-J	40.00	24.00

"HRO Junior"

JA	18.25	10.95
JB	18.25	10.95
JC	18.25	10.95
JD	18.25	10.95

SW-3

General Coverage

No. 30	3.85	2.31
No. 31	3.85	2.31
No. 32	3.85	2.31
No. 33	3.85	2.31
No. 34	3.85	2.31
No. 35	3.85	2.31
No. 36	4.40	2.64
No. 37	4.40	2.64
No. 38	5.50	3.30
No. 39	7.25	4.35
No. 40	7.25	4.35
No. 41	7.25	4.35
No. 42	9.50	5.70

SW-3

Band Spread

30A	3.85	2.31
31A	3.85	2.31
33A	3.85	2.31
34A	3.85	2.31
35A	3.85	2.31

COIL ASSEMBLIES

UR-10A	5.00	3.00
UR-13	2.75	1.65
UR-13A	2.25	1.35
UR-14A	7.00	4.20

COIL BASES (Plug-in)

Symbol	List	Net
PB-5	$ .85	$ .51
PB-10-5, PB-10-6	.85	.51
PB-10A-5, PB-10A-6	.45	.27
PB-15	1.50	.90
PB-16	.45	.27

COIL CONTAINERS (Rack)

HCRP	30.00	18.00

COIL DOPE

CD-1	1.65	.99

COIL FORMS

High Frequency

PRC-1	.20	.12
PRC-2	.20	.12
PRC-3	.20	.12
PRD-1	.20	.12
PRD-2	.20	.12
PRE-1	.25	.15
PRE-2	.25	.15
PRE-3	.35	.21
PRF-1	.35	.21
PRF-2	.45	.27

Receiver

XR-4, XR-5, XR-6	.85	.51
XR-1	.55	.33
XR-2	.40	.24
XR-3	.35	.21

Transmitter

XR-10A	1.65	.99
XR-13	1.25	.75
XR-13A	.70	.42
XR-14A	4.00	2.40
XR-16	.70	.42

COMBINATION UNITS

SPC	99.00	59.40

CONDENSERS (Neutralizing)

NC-75	4.50	2.70
NC-150	7.25	4.35
NC-500	13.75	8.25
NC-600	.50	.30
NC-600U	.60	.36
NC-800	3.00	1.80
STN	2.00	1.20
TCN	4.00	2.40

CONDENSERS (Padding)

M-30		.35	.21
MSR	25	1.45	.87
MSE	50	1.65	.99
MSL	75	1.90	1.14
	100	2.10	1.26
	25	1.45	.87
USR	50	1.65	.99
USE	75	1.90	1.14
USL	100	2.10	1.26
W-75		2.50	1.50
W-100		2.75	1.65

CONDENSERS (Precision)

NPW-3	26.50	15.90
NPW-X	22.50	13.50
PW-1R	16.50	9.90
PW-1L	16.50	9.90
PW-2R	22.00	13.20
PW-2L	22.00	13.20
PW-2S	22.00	13.20
PW-3R	26.50	15.90
PW-3L	26.50	15.90
PW-4	30.00	18.00

CONDENSERS (Receiving)

EMC-150	3.75	2.25
EMC-250	4.25	2.55
EMC-350	4.75	2.85
EMC-500	5.25	3.15
EMC-1000	8.00	4.80
EMCD-350	8.25	4.95
EX-15	.95	.57
EX-25	.95	.57
EX-35	1.10	.66
EX-50	1.00	.60
EX-100	1.10	.66
EX-140	1.40	.84
SEU-15	2.75	1.65
SEU-20	3.00	1.80
SEU-25	3.00	1.80
SE-50	2.50	1.50
SE-75	2.75	1.65
SE-100	3.00	1.80
SE-150	3.25	1.95
SEH-200	3.25	1.95
SEH-250	3.50	2.10
SEH-300	3.50	2.10
SEH-335	3.85	2.31

CONDENSERS (Receiving) — Continued

Symbol	List	Net
STHS-15	$ 1.50	$ .90
STHS-25	1.65	.99
STHS-50	1.75	1.05
ST-35	1.65	.99
ST-50	2.00	1.20
ST-75	2.25	1.35
ST-100	2.50	1.50
ST-140	2.75	1.65
ST-150	2.75	1.65
STH-200	3.00	1.80
STH-250	3.30	1.98
STH-300	3.50	2.10
STH-335	4.00	2.40
STD-50	4.00	2.40
STHD-100	5.00	3.00
UM-15	1.40	.84
UM-35	1.65	.99
UM-50	1.75	1.05
UM-75	1.90	1.14
UM-100	2.10	1.26
UMA-25	2.00	1.20
UMB-25	2.00	1.20

CONDENSERS (Transmitting)

TMA-300	12.00	7.20
TMA-50A	6.50	3.90
TMA-100A	10.00	6.00
TMA-150A	12.00	7.20
TMA-230A	16.00	9.60
TMA-100B	13.50	8.10
TMA-150B	17.00	10.20
TMA-50C	8.00	4.80
TMA-100C	14.50	8.70
TMA-200D	15.00	9.00
TMA-50DA	11.00	6.60
TMA-100DA	17.50	10.50
TMA-60DB	18.50	11.10
TMA-40DC	13.50	8.10
TMC-50	4.40	2.64
TMC-100	5.00	3.00
TMC-150	5.75	3.45
TMC-250	6.60	3.96
TMC-300	7.25	4.35
TMC-50D	7.25	4.35
TMC-100D	8.25	4.95
TMC-200D	11.00	6.60
TMH-50	3.85	2.31
TMH-75	4.40	2.64
TMH-100	5.25	3.15
TMH-150	6.60	3.96
TMH-35A	5.75	3.45
TMH-35D	6.00	3.60
TMH-50D	6.60	3.96
TMH-75D	8.00	4.80
TMK-35	3.60	2.16
TMK-50	3.85	2.31
TMK-75	4.15	2.49
TMK-100	4.40	2.64
TMK-150	5.00	3.00
TMK-200	5.50	3.30
TMK-250	6.00	3.60
TMK-35D	5.75	3.45
TMK-50D	6.50	3.90
TMK-100D	8.00	4.80
TML-75E	28.75	17.25
TML-150D	29.00	17.40
TML-100D	26.00	15.60
TML-50D	18.00	10.80
TML-245B+	31.50	18.90
TML-150B+	28.75	17.25
TML-100B+	27.50	16.50
TML-75B+	20.00	12.00
TML-500A+	38.50	23.10
TML-350A+	30.75	18.45
TML-250A+	28.75	17.25
TML-30DE	29.00	17.40
TML-60DD	31.50	18.90
TML-100DB+	35.00	21.00
TML-60DB+	30.00	18.00
TML-200DA+	38.50	23.10
TML-100DA+	31.50	18.90
TMS-100	2.75	1.65
TMS-150	3.00	1.80
TMS-250	3.30	1.98
TMS-300	4.00	2.40
TMSA-35	3.30	1.98
TMSA-50	3.60	2.16
TMS-50D	4.25	2.55
TMS-100D	5.00	3.00
TMSA-50D	4.40	2.64

COUPLINGS

TX-1	1.10	.66
TX-2	1.25	.75
TX-8	.85	.51
TX-9	1.25	.75
TX-10	.60	.36
TX-11	.70	.42
TX-12	1.40	.84
TX-13	1.65	.99

OVER

THESE PRICES SUPERSEDE PRICES NOW SHOWN ON "NATIONAL COMPANY" PAGES H-81 to H-99 INCLUSIVE, AND SUPPLANT ALL PREVIOUS PRICE LISTS.

NATIONAL PRICE LIST – Continued

DIALS

Symbol	List	Net
A-2, A-4, A-5	$ 3.30	$ 1.98
A-2, 3⅜"	3.30	1.98
ACN	5.00	3.00
AL	5.00	3.00
AO	4.00	2.40
B-1, B-5	3.00	1.80
BM-1, BM-5	2.75	1.65
K	1.65	.99
L	2.75	1.65
M	2.75	1.65
N-2, N-3, N-4, N-5	7.50	4.50
O	1.65	.99
R	.85	.51

DIAL ILLUMINATORS

B-Type	.55	.33

DIAL KNOBS

HRK	.95	.57
HRP	.30	.18
HRP-P	.40	.24

DIAL LOCKS

ODL	.55	.33

DRIVES

NPW-O	12.00	7.20
PW-O	15.00	9.00
ODD	.70	.42

EXCITER TANKS

FXT	5.00	3.00
FXTB-5, FXTB-6	5.50	3.30

GRID AND PLATE GRIPS

No. 8	.05	.03
No. 12	.10	.06
No. 24	.05	.03

GRID AND PLATE GRIPS (Insulated)

SPG	.40	.24
SPP-9	.40	.24
SPP-3	.35	.21

HARDWARE

SMH	.15	.09

INSULATORS (Antenna)

AA-3	.60	.36
AA-5	.50	.30
AA-6	.90	.54

INSULATORS (Panel)

FWC	.40	.24
FWB	.10	.06

INSULATORS (Stand-Off)

GS-1	.40	.24
GS-2	.50	.30
GS-3	1.00	.60
GS-4	1.25	.75
GS-4A	1.75	1.05
GS-5	.40	.24
GS-6	.70	.42
GS-7	1.25	.75
GS-8	.90	.54
GS-9	1.25	.75
GS-10	Ten 1.20	.72

JACKS

FWE	.20	.12

JACK TOPS

GSJ	.10	.06

MODULATORS

Symbol	List	Net
NSM	$143.00	$ 85.80
NSM-RA	159.50	95.70
NSM-RS	154.00	92.40

OSCILLOSCOPES

CRM	21.00	12.60
CRR	35.00	21.00

OSCILLATOR COILS

OSR	1.65	.99

POWER SUPPLIES (Receivers)

5856	32.50	19.50
5886	32.50	19.50
697	29.50	17.70
SPU-697	55.00	33.00
SPU-56	55.00	33.00
DPU-697	87.50	52.50

POWER SUPPLIES (Vibrapack)

686	49.50	29.70

RECEIVERS

HRO-Table	329.50	197.70
HRO-Rack	352.00	211.20
HRO-C	475.00	285.00
HRO-Jr. Table	198.00	118.80
HRO-Jr. Rack	220.00	132.00
*NC-45	84.17	50.50
*NC-45A	84.17	50.50
*NC-45B	84.17	50.50
NC-100A	220.00	132.00
NC-100AB	200.00	120.00
NC-100SA	244.75	146.85
NC-100XSA	286.00	171.60
NC-100XA	261.25	156.75
NC-100XAB	244.00	146.40
NC-101X	236.50	141.90
NC-101XB	220.00	132.00
NC-101XA	236.50	141.90
NC-101XAB	220.00	132.00
*NC-200TG	265.83	159.50
*NC-200RG	289.33	173.60
NHU	302.50	181.50
NHU-20	319.00	191.40
NHU-R	324.50	194.70
NHU-20-R	341.00	204.60
SCR-2	275.00	165.00
"1-10"	93.50	56.10
SW-3U	38.50	23.10

RELAY RACKS

MRR	24.75	14.85

RELAY RACK ADAPTERS

RRA	2.75	1.65

SHAFT LOCKS

RSL	.95	.57

SHIELDS (Coil

B30	.40	.24
B30-B	.55	.33
J30	.40	.24
RO	.40	.24

SHIELDS (Jack)

JS-1	.40	.24

SHIELDS (Tube)

Symbol	List	Net
TS	$ .45	$ .27
T14	.45	.27
T58	.45	.27
T78	.45	.27
T07	.45	.27

SOCKETS (Coil)

XB-5	.85	.51
XB-15	2.00	1.20
XB-16	.55	.33
XC-6C	.85	.51

SOCKETS (Tube)

CIR-4 to 8	.45	.27
JX-50	1.35	.81
JX-50S	1.65	.99
JX-100	3.30	1.98
JX-100S	4.00	2.40
XC-4	.60	.36
XC-5	.65	.39
XC-6	.70	.42
XC-7S	.75	.45
XC-7L	.75	.45
XC-8	.65	.39
XCA	1.65	.99
XMA	2.20	1.32
XM-10	1.50	.90
XM-50	2.00	1.20

SPEAKERS

MCS	18.25	10.95
NC-2RS	25.00	15.00
NC-2TS	25.00	15.00
NC-45TS	11.66	7.00
RFSH	33.00	19.80

SWITCHES

ACS-1	1.40	.84
ACS-4	5.50	3.30

TANKS (Transmitting)

5-B-100	40.00	24.00

TERMINALS

FWA-post	.30	.18
FWF-plug	1.10	.66
FWG	.70	.42
FWH	.95	.57
FWJ	.75	.45

TRANSFORMERS (Audio)

S-101	6.60	3.96

TRANSFORMERS (I.F.)

IFC	5.50	3.30
IFCO	5.50	3.30
IFD	3.85	2.31
IFE	5.50	3.30

TRANSMITTERS

NTX-30	215.00	129.00
NTX-30, RS	226.00	135.60
NTX-30, RA	231.50	138.90
NTX-30, NSM Comb.	380.00	228.00

TUNER UNITS (Broadcast)

DLCA-Chassis	5.00	3.00
DLPS-Panel	1.65	.99
DLPA-Panel	5.50	3.30
DLT Transformers	Ea. 7.25	4.35
DLUA	86.50	51.90
DLUS	82.50	49.50

* Price does not include Loud Speaker.

NATIONAL COMPANY, INC.

Prices Subject To Change Without Notice

THESE PRICES SUPERSEDE PRICES NOW SHOWN ON "NATIONAL COMPANY" PAGES H-81 TO H-99 INCLUSIVE, AND SUPPLANT ALL PREVIOUS PRICE LISTS.

NATIONAL PRECISION CONDENSERS



The Micrometer dial reads direct to one part in 500. Division lines are approximately 1/4" apart. The dial revolves ten times in covering the tuning range, and the numbers visible through the small windows change every revolution to give consecutive numbering by tens from 0 to 500. The condenser is of extremely rigid construction, with four bearings on the rotor shaft. The drive, at the mid-point of the rotor, is through an enclosed preloaded worm gear with 20 to 1 ratio. Each rotor is individually insulated from the frame, and each has its own individual rotor contact, of the multi-fingered brush type. Stator insulation is Steatite.

PW Ganged Condensers are available in 2, 3 or 4 sections, in either 160 or 225 mmf per section. Larger capacities cannot be supplied.

A single-section PW condenser with grounded rotor is supplied in capacities of 150, 200, 350 and 500 mmf, single spaced, and capacities up to 125 mmf, double spaced. Plate shape is straight-line-frequency when the requency range is 2:1.

PW condensers and drives are all with rotor shaft parallel to the panel.

PW-1, Single Section	**List $15.00**
PW-2, Two Section	**List $20.00**
PW-3, Three Section	**List $24.00**
PW-4, Four Section	**List $27.50**

NOTE: When ordering specify capacity per section and desired position — right or left of dial.



NPW MODELS

NPW condensers are similar to PW models, except that the rotor shaft is perpendicular to the panel. They were originally designed for use in the NC-100. Prices include micrometer dial.

NPW-3, Three sections, each 225 mmf. **List $24.00**

NPW-X, Three sections, each 25 mmf. **List $20.50**

NPW-0

PW-0

DRIVE UNITS

Two drive units are available, each with micrometer dial and gear drive. The Type PW-0 uses parts from the PW condenser, and the drive shaft is parallel to the panel. Two Type TX-9 couplings are supplied. The NPW-0 uses parts from the NPW condenser, with the drive shaft perpendicular to the panel. One Type TX-9 coupling is furnished.

PW-0	**List $13.50**
NPW-0	**List $10.50**

NATIONAL RECEIVING CONDENSERS



TYPE UM

STRAIGHT-LINE CAPACITY
180° Rotation

Dimensions: Base 1" x 2 1/4"
Mounting Holes: 5/8" x 1 23/32"
Overall Length: 2 1/8"

Capacity	Minimum Capacity	No. of Plates	Air Gap	Catalog Symbol	List Price
15 Mmf.	1.5	6	.017"	UM- 15	$1.25
35	2.5	12	.017"	UM- 35	1.50
50	3	16	.017"	UM- 50	1.60
75	3.5	22	.017"	UM- 75	1.70
100	4.5	28	.017"	UM-100	1.90
25	3.4	14	.050"	UMA- 25	1.85
BALANCED STATOR MODEL					
25	2	4-4-4	.017	UMB- 25	$1.85

The UM CONDENSER is designed for ultra high frequency use and is small enough for convenient mounting in our square shield cans. They are particularly useful for tuning receivers, transmitters, and exciters. Shaft extensions at each end of the rotor permit easy ganging when used with one of our flexible couplings. The UMB-25 Condenser is a balanced stator model, two stators act on a single rotor. The UM can be mounted by the angle foot supplied or by bolts and spacers.

Copyright by C.C.P., Inc.

NATIONAL RECEIVING CONDENSERS

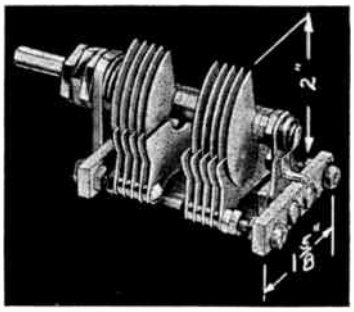

TYPE ST

(Type STD Illustrated)

STRAIGHT-LINE WAVELENGTH

180° Rotation

NOTE — Type SS Condensers, having straight-line-capacity plates but otherwise similar to the Type ST, are available on application. Capacities and Prices same as Type ST.

Capacity	Minimum Capacity	No. of Plates	Air Gap	Length	Catalog Symbol	List
SINGLE BEARING MODELS						
15 Mmf.	3 Mmf.	3	.018"	1 5/16"	STHS-15	$1.40
25	3.25	4	.018"	1 5/16"	STHS-25	1.50
50	3.5	7	.018"	1 5/16"	STHS-50	1.60
DOUBLE BEARING MODELS						
35 Mmf.	6 Mmf.	9	.026"	2¼"	ST- 35	$1.50
50	7	11	.026"	2¼"	ST- 50	1.80
75	8	15	.026"	2¼"	ST- 75	2.00
100	9	20	.026"	2¼"	ST-100	2.25
140	10	28	.026"	2¾"	ST-140	2.50
150	10.5	29	.026"	2¾"	ST-150	2.50
200	12.0	27	.018"	2¼"	STH-200	2.75
250	13.5	32	.018"	2¾"	STH-250	3.00
300	15.0	39	.018"	2¾"	STH-300	3.25
335	17.0	43	.018"	2¾"	STH-335	3.50
SPLIT STATOR DOUBLE BEARING MODELS						
50–50	5–5	11–11	.026"	2¾"	STD- 50	$3.50
100–100	5.5–5.5	14–14	.018"	2¾"	STHD-100	4.50

The ST Type condenser has Straight-Line Wavelength plates. All double-bearing models have the front bearing insulated to prevent noise. On special order a shaft extension at each end is available, for ganging. On double-bearing single shaft models, the rotor contact is through a constant impedance pigtail. Isolantite insulation.

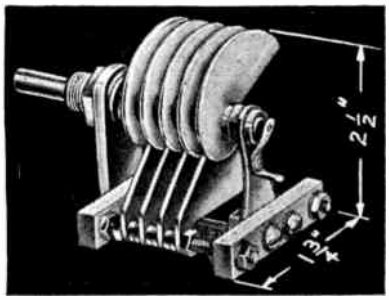

TYPE SE

(Type SEU Illustrated)

STRAIGHT-LINE FREQUENCY

270° Rotation

Capacity	Minimum Capacity	No. of Plates	Air Gap	Length	Catalog Symbol	List
15 Mmf.	7 Mmf.	6	.055"	2¼"	SEU- 15	$2.50
20	7.5	8	.055"	2¼"	SEU- 20	2.75
25	8	9	.055"	2¼"	SEU- 25	2.75
50	9	11	.026"	2¼"	SE- 50	2.25
75	10	15	.026"	2¼"	SE- 75	2.50
100	11.5	20	.026"	2¼"	SE-100	2.75
150	13	29	.026"	2¾"	SE-150	3.00
200	12	27	.018"	2¼"	SEH-200	3.00
250	14	32	.018"	2¾"	SEH-250	3.25
300	16	39	.018"	2¾"	SEH-300	3.25
335	17	43	.018"	2¾"	SEH-335	3.50

TYPE SE — All models have two rotor bearings, the front bearing being insulated to prevent noise. A shaft extension at each end, for ganging, is available on special order. On models with single shaft extension, the rotor contact is through a constant impedance pigtail. The SEU models (illustrated) are suitable for high voltages as their plates are thick polished aluminum with rounded edges. The other SE condensers do not have polished edges on the plates. Isolantite insulation.



EXPERIMENTER

STRAIGHT-LINE CAPACITY

180° Rotation

Capacity	Minimum Capacity	Length	Air Gap	No. of Plates	Catalog Symbol	List
15 Mmf.	3.5	1 5/16"	.045"	5	EX-15	$ .85
25	3.75	1 5/16"	.045"	7	EX-25	.85
35	3.75	1 5/16"	.045"	10	EX-35	1.00
50	4	1 5/16"	.017"	6	EX-50	.90
100	4.75	1 5/16"	.017"	12	EX-100	1.00
140	5.5	1 5/16"	.017"	15	EX-140	1.25

The National "Experimenter" Type Condensers are low-priced models suitable for general experimental work. They are of all-brass construction. The rotor has only one bearing. Plates can be removed without difficulty if desired. Bakelite insulation.

Copyright by U.C.P., Inc.

NATIONAL GENERAL PURPOSE CONDENSERS

Capacity	Minimum Capacity	No. of Plates	Length	Catalog Symbol	List
150 Mnf.	9	9	4"	EMC-150	$3.25
250	11	14	2 15/16"	EMC-250	3.75
350	12	20	2 15/16"	EMC-350	4.25
500	16	27	4 3/8"	EMC-500	4.75
1000	22	55	6 3/4"	EMC-1000	7.25
SPLIT-STATOR MODEL					
350–350	12–12	20–20	6"	EMCD-350	$7.50



STRAIGHT-LINE WAVELENGTH
180° Rotation

National EMC Condensers are made in large sizes for general purpose uses. They are similar in construction to the TMC Transmitting condenser, and have high efficiency and rugged frames. Insulation is Isolantite, and Peak Voltage Rating is 1000 Volts. Plate shape is Straight Line Wavelength.

NATIONAL PADDING CONDENSERS

US — *See table* — Type US condensers are small, compact, low-loss units. Their soldered construction makes them particularly suitable for applications where vibration is present. Adjustment is made with a screw driver. Steatite base.

USE — *See table* — Type USE condensers are similar to Type US, but are provided with a 1/4" diameter shaft extension at each end.

USL — *See table* — Type USL condensers are similar to Type US, but are provided with a rotor shaft lock, so that the rotor can be clamped at any setting.

Capacity	Catalog Symbol			List
25 mmf.	US-25	USE-25	USL-25	$1.30
50	US-50	USE-50	USL-50	1.50
75	US-75	USE-75	USL-75	1.70
100	US-100	USE-100	USL-100	1.90
140	US-140	USE-140	USL-140	2.25

M-30 **List $.30**
Type M-30 is a small adjustable mica condenser with a maximum capacity of 30 mmf. Dimensions 13/16" x 9/16" x 1/2". Isolantite base.

W-75, 75 mmf. **List $2.25**

W-100, 100 mmf. **List $2.50**

Small padding condensers having very low temperature coefficient mounted in an aluminum shield 1 1/4" in diameter.

NATIONAL NEUTRALIZING CONDENSERS

NC-600U **List $.55**
With standoff insulator

NC-600 **List $.45**
Without insulator

The NC-600 and NC-600U are for neutralizing low power beam tubes requiring from .5 to 4 mmf, and 1500 max. total volts such as the 6L6. The NC-600U is supplied with a GS-10 standoff insulator screwed on one end, which may be removed for pigtail mounting.

STN **List $2.00**
The Type STN neutralizing condenser has a maximum capacity of 18 mmf (3000 V), making it suitable for such tubes as the 10 and 45. It is supplied with two standoff insulators.

TCN **List $4.00**
The Type TCN neutralizing condenser is similar to the TMC. It has a maximum capacity of 25 mmf (6000 V), making it suitable for the 203A, 211 and similar tubes.

NC-800 **List $3.00**
The NC-800 disk-type neutralizing condenser is suitable for the RCA-800, 35T, HK-54 and similar tubes. It is equipped with a micrometer thimble and clamp. The chart below gives capacity and air gap for different settings.

NC-75 **List $4.00**
For 75T, 808, 811, 812 & similar tubes.

NC-150 **List $6.50**
For HK354, RK36, 300T, 852, etc.

NC-500 **List $12.50**
For WE-251, 450TH, 450TL, 750TL, etc.

These larger desk type neutralizing condensers are for the higher powered tubes. Disks are aluminum, insulation steatite.



H-83

NATIONAL TRANSMITTING CONDENSERS



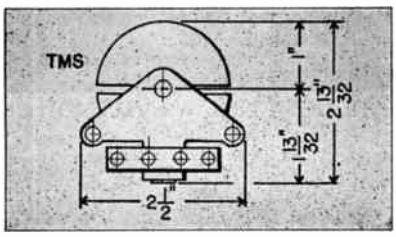

Capacity	Minimum Capacity	Length	Air Gap	Peak Voltage	No. of Plates	Catalog Symbol	List
SINGLE STATOR MODELS							
100 Mmf.	9.5	3"	.026"	1000v.	10	TMS-100	$2.50
150	11	3"	.026"	1000v.	14	TMS-150	2.75
250	13.5	3"	.026"	1000v.	23	TMS-250	3.00
300	15	3"	.026"	1000v.	27	TMS-300	3.60
35	8	3"	.065"	2000v.	8	TMSA-35	3.00
50	11	3"	.065"	2000v.	11	TMSA-50	3.25
DOUBLE STATOR MODELS							
50–50 Mmf.	6–6	3"	.026"	1000v.	5–5	TMS-50D	$3.75
100–100	7–7	3"	.026"	1000v.	9–9	TMS-100D	4.50
50–50	10.5–10.5	3"	.065"	2000v.	11–11	TMSA-50D	4.00

Type TMS is a condenser designed for transmitter use in low power stages. It is compact, rigid, and dependable. Provision has been made for mounting either on the panel, on the chassis, or on two stand-off insulators. Insulation is Isolantite. Voltage ratings listed are conservative.



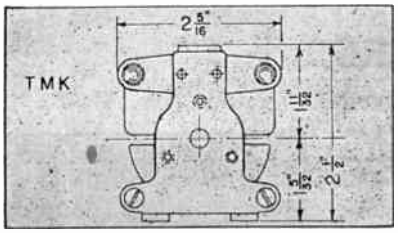

Capacity	Minimum Capacity	Length	Air Gap	Peak Voltage	No. of Plates	Catalog Symbol	List
SINGLE STATOR MODELS							
35 Mmf.	7.5	2 1/16"	.047"	1500	7	TMK-35	$3.25
50	8	2 3/16"	"	"	9	TMK-50	3.50
75	9	2 5/16"	"	"	13	TMK-75	3.75
100	10	3"	"	"	17	TMK-100	4.00
150	10.5	3 5/8"	"	"	25	TMK-150	4.50
200	11	4 1/4"	"	"	33	TMK-200	5.00
250	11.5	4 7/8"	"	"	41	TMK-250	5.50
DOUBLE STATOR MODELS							
35–35 Mmf.	7.5–7.5	3"	.047"	1500	7–7	TMK-35D	$5.25
50–50	8–8	3 5/8"	"	"	9–9	TMK-50D	5.75
100–100	10–10	4 1/4"	"	"	17–17	TMK-100D	7.25
Extra for Swivel Mounting Hardware for AR 16 Coils							.15

Type TMK is a new condenser for exciters and low power transmitters. Special provision has been made for mounting AR-16 coils in a swivel plug-in mount on either the top or rear of the condenser, (see page H-88). For panel or stand-off mounting. Isolantite insulation.



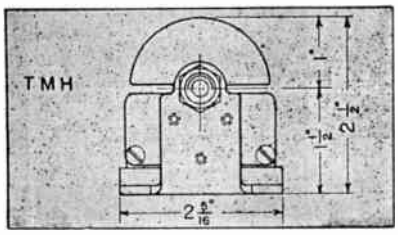

Capacity	Minimum Capacity	Length	Air Gap	Peak Voltage	No. of Plates	Catalog Symbol	List
SINGLE STATOR MODELS							
50 Mmf.	9	3 3/4"	.085"	3500	15	TMH-50	$3.50
75	11	3 3/4"	.085"	3500	19	TMH-75	4.00
100	12.5	5 1/8"	.085"	3500	25	TMH-100	4.75
150	18	6 1/2"	.085"	3500	37	TMH-150	6.00
35	11	5 1/8"	.180"	6500	17	TMH-35A	5.25
DOUBLE STATOR MODELS							
35–35 Mmf.	6–6	3 3/4"	.085"	3500	9–9	TMH-35D	$5.50
50–50	8–8	5 1/8"	.085"	"	13–13	TMH-50D	6.00
75–75	11–11	6 1/2"	.085"	"	19–19	TMH-75D	7.25

Type TMH features very compact construction, excellent power factor, and aluminum plates .040" thick with polished edges. It mounts on the panel or on removable standoff insulators. Isolantite insulators have long leakage path. Standoffs included in listed price.

Copyright by U.C.P., Inc.

NATIONAL TRANSMITTING CONDENSERS

Capacity	Minimum Capacity	Length	Air Gap	Peak Voltage	No. of Plates	Catalog Symbol	List
SINGLE STATOR MODELS							
50 Mmf.	10	3"	.077"	3000v.	7	TMC-50	$4.00
100	13	3½"	.077"	3000v.	13	TMC-100	4.50
150	17	4⅝"	.077"	3000v.	21	TMC-150	5.25
250	23	6"	.077"	3000v.	32	TMC-250	6.00
300	25	6¾"	.077"	3000v.	39	TMC-300	6.50
DOUBLE STATOR MODELS							
50–50 Mmf.	9–9	4⅝"	.077"	3000v.	7–7	TMC-50D	$6.50
100–100	11–11	6¾"	.077"	3000v.	13–13	TMC-100D	7.50
200–200	18.5–18.5	9¼"	.077"	3000v.	25–25	TMC-200D	10.00

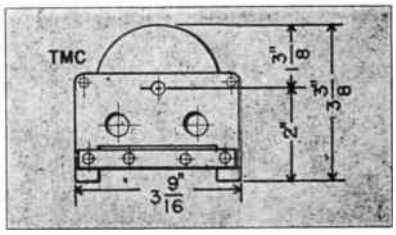

TMC is designed for use in the power stages of transmitters where peak voltages do not exceed 3000. The frame is extremely rigid and arranged for mounting on panel, chassis or stand-off insulators. The plates are aluminum with buffed edges. Insulation is Isolantite. The stator in the split stator models is supported at both ends.

Capacity	Minimum Capacity	Length	Air Gap	Peak Voltage	No. of Plates	Catalog Symbol	List
SINGLE STATOR MODELS							
300 Mmf.	19.5	4 9/16"	.077"	3000v.	23	TMA-300	$12.00
50	15	4 9/16"	.171"	6000v.	8	TMA-50A	6.50
100	19.5	6⅞"	.171"	6000v.	17	TMA-100A	10.00
150	22.5	6⅞"	.171"	6000v.	23	TMA-150A	12.00
230	33	9 5/16"	.171"	6000v.	35	TMA-230A	16.00
100	30	9¼"	.265"	9000v.	23	TMA-100B	13.50
150	40.5	12½"	.265"	9000v.	35	TMA-150B	17.00
50	21	7⅞"	.359"	12000v.	13	TMA-50C	8.00
100	37.5	12⅞"	.359"	12000v.	27	TMA-100C	14.50
DOUBLE STATOR MODELS							
200–200 Mmf.	15–15	6⅞"	.077"	3000v.	16–16	TMA-200D	$15.00
50–50	12.5–12.5	6⅞"	.171"	6000v.	9–9	TMA-50DA	11.00
100–100	17–17	9 5/16"	.171"	6000v.	15–15	TMA-100DA	17.50
60–60	19.5–19.5	12½"	.265"	9000v.	15–15	TMA-60DB	18.50
40–40	18–18	12⅞"	.359"	12000v.	11–11	TMA-40DC	13.50



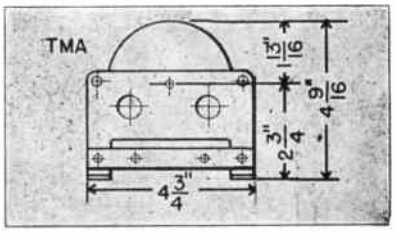

TMA is a larger model of the popular TMC. The frame is extremely rigid and arranged for mounting on panel, chassis or stand-off insulators. The plates are of heavy aluminum with rounded and buffed edges. Insulation is Isolantite, located outside of the concentrated field.

Capacity	Minimum Capacity	Length	Air Gap	Peak Voltage	No. of Plates	Catalog Symbol	List
SINGLE STATOR MODELS							
75 Mmf.	25	18 1/16"	.719"	20,000v.	17	TML-75E	$26.00
150	60	18 1/16"	.469"	15,000v.	27	TML-150D	26.50
100	45	13 5/8"	.469"	15,000v.	19	TML-100D	23.50
50	22	8 5/16"	.469"	15,000v.	9	TML-50D	16.50
245	54	18 1/16"	.344"	10,000v.	35	TML-245B+	28.50
150	45	13 5/8"	.344"	10,000v.	21	TML-150B+	26.00
100	32	10 15/16"	.344"	10,000v.	15	TML-100B+	25.00
75	23.5	8 5/16"	.344"	10,000v.	11	TML-75B+	18.00
500	55	18 1/16"	.219"	7,500v.	49	TML-500A+	35.00
350	45	13 5/8"	.219"	7,500v.	33	TML-350A+	28.00
250	35	10 15/16"	.219"	7,500v.	25	TML-250A+	26.00
DOUBLE STATOR MODELS							
30–30 Mmf.	12–12	18 1/16"	.719"	20,000v.	7–7	TML-30DE	$26.50
60–60	26–26	18 1/16"	.469"	15,000v.	11–11	TML-60DD	28.50
100–100	27–27	18 1/16"	.344"	10,000v.	15–15	TML-100DB+	31.50
60–60	20–20	13 5/8"	.344"	10,000v.	9–9	TML-60DB+	27.50
200–200	30–30	18 1/16"	.219"	7,500v.	21–21	TML-200DA+	35.00
100–100	17–17	10 15/16"	.219"	7,500v.	11–11	TML-100DA+	28.50

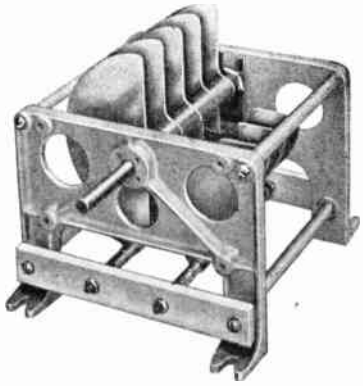

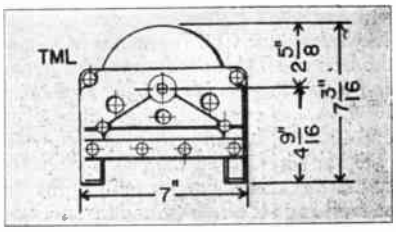

TML condenser is a 1 KW job throughout. Isolantite insulators, specially treated against moisture absorption, prevent flashovers. A large self-cleaning rotor contact provides high current capacity. Thick capacitor plates, with accurately rounded and polished edges, provide high voltage ratings. Sturdy cast aluminum end frames and dural tie bars permit an unusually rigid structure. Precision end bearings insure smooth turning and permanent alignment of the rotor. End frames are arranged for panel, chassis or stand-off mountings.

Copyright by U.C.P., Inc.

NATIONAL SHAFT COUPLINGS



TX-1, Leakage path 1" **List $1.00**
TX-2, Leakage path 2½" **List 1.10**

Flexible couplings with glazed Isolantite insulation which fit ¼" shafts.

TX-8 **List $.75**

A non-flexible rigid coupling with Isolantite insulation. 1" diam. Fits ¼" shaft.

TX-9 **List $1.10**

This small insulated flexible coupling provides high electrical efficiency when used to isolate circuits. Insulation is Steatite. 1⅝" diam. Fits ¼" shaft.

TX-10 **List $.55**

A very compact isulated coupling free from backlash. Insulation is canvas Bakelite. 1 1/16" diam. Fits ¼" shaft.

TX-11 **List $.60**

The flexible shaft of this coupling connects shafts at angles up to 90 degrees, and eliminates misalignment problems. Fits ¼" shafts. Length 4¼".

TX-12, Length 4⅝" **List $1.25**
TX-13, Length 7⅛" **List 1.50**

These couplings use flexible shafting like the TX-11 above, but are also provided with Isolantite insulators at each end.

COIL DOPE — Liquid Polystyrene Cement **CD-1**, ¼ pint can **List $1.50**

H.F. COIL FORMS

For ultra high frequency work, where very low losses are essential, these small Victron coil forms will be found extremely useful. They can be readily drilled and grooved with ordinary tools, and firmly cemented with National Coil Dope without impairing electrical characteristics.

Symbol	Outside Diameter	Length	List Price
PRC-1	⅜"	⅜"	$.15
PRC-2	⅜"	½"	.15
PRC-3	⅜"	¾"	.15
PRD-1	½"	½"	.15
PRD-2	½"	1"	.15
PRE-1	9/16"	¾"	.20
PRE-2	9/16"	1"	.20
PRE-3	9/16"	2"	.30
PRF-1	¾"	¾"	.30
PRF-2	¾"	1¼"	.40



TRANSMITTER COIL FORMS

The Transmitter Coil Forms and Mounting are designed as a group, and mount conveniently on the bars of a TMA condenser. The larger coil form, Type XR-14A, has a winding diameter of 5" and a winding length of 3¾" and is intended for the 80 meter band. The smaller form, Type XR-10A, has a winding length of 3¾" and a winding diameter of 2½". It is intended for the 20 and 40 meter bands.

Either coil form fits the PB-15 plug. For higher frequencies, the plug may be used with a self-supporting coil of copper tubing. The XB-15 Socket may be mounted on breadboards or chassis, as well as on the TMA Condenser.

SINGLE UNITS

XR-10A, Coil Form only **List $1.50**
XR-14A, Coil Form only **List 3.50**
PB-15, Plug only **List 1.35**
XB-15, Socket only **List 1.75**

ASSEMBLIES

UR-10A, Assembly (including small Coil Form, Plug and Socket) **List $4.60**

UR-14A, Assembly (including large Coil Form, Plug and Socket) **List $6.25**

Copyright by C.C.P., Inc.



BUFFER COIL FORMS

National Buffer Coil Forms are designed to mount directly on the tie bars of a TMC condenser using the PB-5 Plug and XB-5 Socket. Plug and Socket are of molded R-39.

The two coil forms are of Isolantite, left unglazed to provide a tooth for coil dope. The larger form, Type XR-13, is 1¾" in diameter and has a winding length of 2¾". The smaller form, Type XR-13A, is 1" in diameter and provides a winding length of 2¾". Both forms have holes for mounting and for leads.

SINGLE UNITS

XR-13, Coil Form only	**List $1.10**
XR-13A, Coil Form only	**List .60**
PB-5, Plug only	**List .75**
XB-5, Socket only	**List .75**

ASSEMBLIES

UR-13A, Assembly (including small Coil Form, Plug and Socket)	**List $2.00**
UR-13, Assembly (including large Coil Form, Plug and Socket)	**List $2.50**



EXCITER COILS AND FORMS — TYPE AR-16 (Air Spaced)

These air-spaced coils are suitable for use in stages where the plate input does not exceed 50 watts and are available in the sizes tabulated below. Capacities listed will resonate the coils at the low frequency end of the band and include all stray circuit capacities. All have separate link coupling coils and all fit the PB-16 Plug and XB-16 Socket.

The XR-16 Coil Form also fits the PB-16 Plug and XB-16 Socket. It has a winding diameter of 1¼" and a winding length of 1¾".

XR-16, Coil Form only	**List $.60**
PB-16, Plug-in Base only	**List .40**
XB-16, Plug-in Socket only	**List .50**
AR-16 Coils — Any type (see table)	**Each, List $1.50**

Price includes P.B.-16 plug as illustrated.

Order by Catalog Symbol Shown in This Table

BAND	END LINK	CAP MMF	CENTER LINK	CAP MMF	SWINGING LINK	CAP MMF
5 meter	AR16-5E	20	AR16-5C	20	—	—
10 meter	AR16-10E	20	AR16-10C	20	AR16-10S	25
20 meter	AR16-20E	26	AR16-20C	26	AR16-20S	40
40 meter	AR16-40E	33	AR16-40C	33	AR16-40S	55
80 meter	AR16-80E	37	AR16-80C	37	AR16-80S	60
160 meter	AR16-160E	65	AR16-160C	65	—	—



Exciter coil on TMK condenser

Copyright by U.C.P., Inc.

NATIONAL I.F. TRANSFORMERS



This new I.F. Transformer has air dielectric condensers (isolated from each other by an aluminum shield) and Litz wound coils mounted on a ceramic base which is treated against moisture absorption. The aluminum shield can, housing the assembly, measures 4⅛" x 2⅜" x 2". These transformers are available with or without Iron Cores in the 450–550 KC model; the 175 KC model is air core only. For iron core **add to List $.50.**

An additional model, Type IFD, having a tuned primary and a closely-coupled, untuned, push-pull secondary is intended for operation with diode rectifiers. It is particularly suitable for use in noise silencing circuits. It is available only with an air core, and for 450–550 KC use.

IFC, Transformer (air core) **List $5.00**
IFCO, Oscillator (air core only) **List $5.00**
IFD, Diode Transformer (air core only) **List $3.50**



NATIONAL FIXED TUNED EXCITER TANK

Similar in general construction to the I.F. transformer described above, this unit has two 25 mmf, 2000 volt air condensers and an unwound XR-2 coil form.

FXT, without plug-in base **List $4.50**

FXTB, with base (either 5- or 6-prong) **List $4.90**

PLUG-IN BASE AND SHIELD

The low-loss R-39 base is ideal for mounting condensers and coils when it is desirable to have them shielded and easily removable. Shield can is 2" x 2⅜" x 4⅛". Two models are available; 5- or 6-prong.

PB-10, (Base and Shield) **List $.75**
PB-10A, (Base only) **List $.40**



SAFETY METER PANEL

This new panel makes it safe to connect meters into high-voltage leads. The meters are mounted behind a glass window on a sub-panel. It is available either blank, or punched with 2, 3, or 4 holes for 2" diameter meters. Holes for bolting the meters in place are not provided, as their location varies with different makes of meters. Finish is black wrinkle.

MPF **List $2.50**
Meter Panel with glass window

MPS **List $2.00**
Sub-panel for meters (specify whether 2, 3, or 4 holes, or blank panel is desired)

NATIONAL JACK SHIELD

The new National Jack Shield accommodates small standard jacks. It is primarily designed for mounting behind the panel, where it is held in place by the bushing of the jack, but may also be used on the ends of extension cords, etc.

JS-1 **List $.35**

NATIONAL RECEIVER COIL FORMS

These well known R-39 forms are machineable, permitting them to be grooved and drilled to suit individual requirements. They are available with four, five, or six prongs. A special socket is required for the six-prong forms. Coil form diameter is 1½", length 2¼"

XR-4, XR-5, or XR-6 **List $.75**
XC6C, Special 6-prong socket **List $.75**

Also R-39, these small coil forms are designed with excellent form factor, contributing to high efficiency in H.F. circuits. Diameter, 1"; Length, 1½"; Wall thickness, 1/16". Type XR-1 has four prongs, others are plain.

XR-1, four prongs **List $.50**
XR-2, without prongs **List $.35**
XR-3, 9/16" dia. x ¾" long **List $.30**

SCREEN GRID DETECTOR COUPLER

This impedance coupling unit, when employed to couple the output of a screen grid detector to an audio amplifier tube, will give from two to three times as much amplification as resistance coupling. Plate choke, 700 henries. Coupling condenser, .01 mfd. Grid leak, 250,000 ohms.

S-101 **List $6.00**

NATIONAL L. F. OSCILLATOR COIL

Two separate inductances, closely coupled, in an aluminum shield. It is used in the SRR and other super-regenerative receivers for the interruption-frequency oscillator. Sec. Inductance 6.25 m.h. Tunes to 100 KC with .00041 Mfd.

OSR **List $1.50**

CODE PRACTICE OSCILLATOR

This small audio oscillator is suitable for either code practice, or as an audio signal source for ICW on the Ultra High Frequency Bands.

A type 30 tube is used, and four flashlight cells in the case provide filament and plate current.

CPO, without batteries or tube **List $6.00**

NATIONAL HIGH FIDELITY TRF UNITS



The new National Tuners are based on a high performance TRF circuit reduced to its simplest terms. Similar in construction to an IF Amplifier, each chassis provides a three-stage RF Amplifier tuned to one station only. A group of four or more separate chassis are usually used in each installation to receive a like number of stations.

Each RF Transformer has an individual coupling adjustment and is tuned both primary and secondary (8 tuned circuits). The coupling is adjustable to include 10 KC with less than 1 db variation in the audio range. Sensitivity is adjustable from 5 microvolts to one volt. For best efficiency, three models have been made available covering ranges of 540–875, 740–1230, and 1100–1700 KC. The chassis fits a standard 3½" relay rack panel.

DLCA, Chassis as illustrated with sockets and terminals riveted in place **List $4.60**
DLPS, Steel ⅛" panel **List $1.50**
DLPA, Aluminum 3/16" panel **List $5.00**
DLT, RF Transformer, set of four required **List, each, $6.50**
(Specify approximate operating frequency)

Copyright by U.C.P., Inc.

NATIONAL CABINETS



National Receiver Cabinets are for use in constructing special equipment. List Prices include sub-bases and bottom covers. They are available in the sizes shown below.

Type	Width	Height	Depth	List
C-HWR	13½"	7"	7¼"	$5.00
C-FB7	11½"	8"	12"	7.00
C-SW3	9¾"	7"	9"	5.50
C-NC100	17¼"	8¾"	11¼"	8.50
C-HRO	16¾"	8¾"	10"	8.50
C-One-Ten	11"	7"	7¼"	4.50
C-PSK	6"	8"	12"	6.00
C-SRR	7½"	7"	7½"	3.50

CAST ALUMINUM SHIELDS



These rugged cast aluminum shields are useful for a variety of purposes. They may be used as cases for small wavemeters, monitors and the like and as stage shields in high-gain equipment. The two smaller sizes mount conveniently on a 5¼" relay rack panel or on a chassis. The largest size clears a 7" relay rack panel.

CS-1, 5" x 3" x 3" (outside) — **List $5.00**
CS-2, 5" x 4" x 4" (outside) — **List 6.75**
CS-3, 6¾" x 6" x 6" (outside) — **List 13.50**

NATIONAL TUBE AND COIL SHIELDS

RO J30 B30 TS T58 T78 T07

Type	List
RO, coil shield, 2" x 2⅜" x 4⅛" high	$.35
J30, coil shield, 2½" dia. x 3¾" high	.35
B30, coil shield, 3" dia. x 3¾" high	.35
B30, coil shield, with mounting base	.50
TS, tube shield, with cap and base	.40
T58, tube shield, with cap and base, (for 77, 78 tubes, etc.)	.40
T78, tube shield, with cap and base, (for 77, 78 tubes, etc.)	.40
T14, tube shield 2⅛" high (for 814, RK-20, etc.)	.40
TO7, tube shield, 3" high, (for 807, RK-23, etc.)	.40

NATIONAL CHART FRAMES

National Chart Frames are blanked from one piece of solid nickel silver. Sides of all charts are ¼" wide. Prices include a celluloid sheet to protect the chart. Dimensions given below.

Size A, 2¼" x 3¼" — **List $.50**
Size B, 3" x 4" — **List .60**
Size C, 3¾" x 4" — **List .70**

RF CHOKES

R-100 — **List $.50**

Isolantite mounting, continuous universal winding in four sections. For pigtail connections or standard resistor mountings. Inductance 2½ m.h.; distributed capacity, 1 mmf.; D.C. resistance 50 ohms; current rating, 125 m.a. For low powered transmitters and high frequency receivers.

R-100U — **List $.60**

The new R-100U Choke is similar to the R-100 electrically but is designed to mount directly on the chassis by means of a stand-off insulator screwed on one end. Inductance 2½ m.h.; distributed capacity, 1 mmf.; D.C. resistance 50 ohms; current rating 125 m.a.

R-300 — **List $.50**

The R-300 Choke is similar in size to the well known R-100, but has higher current capacity. Inductance 1 m.h.; distributed capacity, 1 mmf.; D.C. resistance 10 ohms; current rating 300 m.a.

R-300U — **List $.60**

The new R-300U Choke is similar to the R-300 electrically but is designed to mount directly on the chassis by means of a stand-off insulator screwed on one end. Inductance 1 m.h.; distributed capacity, 1 mmf.; D.C. resistance 10 ohms; current rating 300 m.a.

R-175 — **List $2.75**

The R-175 transmitting r.f. choke is suitable for parallel-feed as well as series-feed circuits in transmitters of up to 3000 volts modulated plate supply. Without plate modulation of the transmitter, they are suitable for 4000-volt circuits. In contrast to conventional r.f. chokes, the inductive reactance of the R-175 is high throughout the 28- and 14-mc. bands as well as the 1.7-, 3.5-, and 7-mc. bands. Inductance 225 uh., distributed capacity 0.6 mmf., DC resistance 6 ohms, DC current rating 800 ma., voltage breakdown to metal base 12,500 volts.

R-152 — **List $2.25**

The R-152 Choke has honeycomb coils wound on Isolantite cores, and is intended for the 80 and 160 meter bands. Inductance 4 m.h.; D.C. resistance 10 ohms; current capacity 600 m.a.

R-154 — **List $2.25**

The Type R-154 Choke is similar to the Type R-152, but is designed for the 20, 40 and 80 meter bands. Inductance 1 m.h.; D.C. resistance 6 ohms; current capacity 600 m.a.

R-154U — **List $1.75**

The R-154U Choke has the same coil and ratings as the R-154, immediately above, but does not have the small insulating pillar and the third mounting foot.

Copyright by U.C.P., Inc.

NATIONAL DIALS

PRECISION NW DIAL

The six-inch NW Dial has an engine divided scale and vernier of solid nickel silver. The vernier is flush with the scale. The variable ratio drive is unusually powerful at all settings. 2, 3, 4 or 5 scale. Standard Dial fits 3/8" shaft. 1/4" shaft on request.

NW Dial **List $15.00**



PRECISION NY DIAL

The four-inch NY Dial is similar to the NW Dial except for size. Scales are engine divided on solid nickel silver. A flush vernier and a variable ratio drive are provided. 2, 3, 4 or 5 scale. Fits 1/4" shaft.

NY Dial **List $8.00**

The four-inch N Dial has an engine divided scale and vernier of solid nickel silver. The vernier is flush with the scale. The planetary drive has a ratio of 5 to 1, and is contained within the body of the dial. 2, 3, 4 or 5 scale. Fits 1/4" shaft.

N Dial **List $6.75**

The original black bakelite "Velvet Vernier" Dial, Type A, is still an unchallenged favorite for general purpose use. The planetary drive has a ratio of 5 to 1. In 4 inch diameter with 2, 4 or 5 scale, and in 3 3/8 inch diameter with 2 scale. Fits 1/4" shaft.

A Dial **List $3.00**

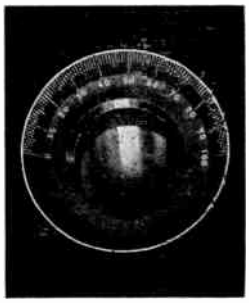

"Velvet Vernier" Dial, Type B, has a compact variable ratio 6 to 1 minimum, 20 to 1 maximum drive that is smooth and trouble free. An illuminator is available. The case is black bakelite. 1 or 5 scale. 4" diam. Fits 1/4" shaft.

B Dial **List $2.75**

Illuminator, extra **List $.50**

The BM Dial is a smaller version of the B Dial (described in the opposite column) for use where space is limited. The drive ratio is fixed. Although small in size, the BM Dial has the same smooth action as the larger units. 1 or 5 scale. 3" diam. Fits 1/4" shaft.

BM Dial **List $2.50**

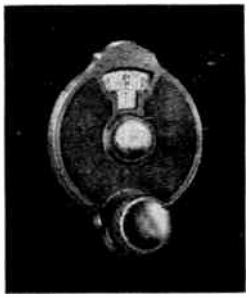

INEXPENSIVE DIALS

TYPE R
List $.75
Etched nickel-silver dial, 1 5/8" Dia. Not insulated from shaft.

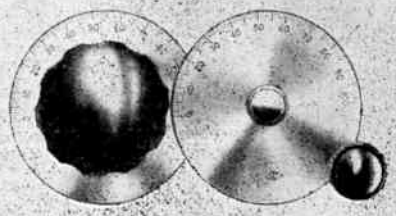

TYPE O
List $1.50
Etched nickel-silver dial, 3 1/2" Dia. Insulated from shaft.

TYPE K
List $1.50
Etched nickel-silver dial, 3 1/2" Dia. Vernier drive.

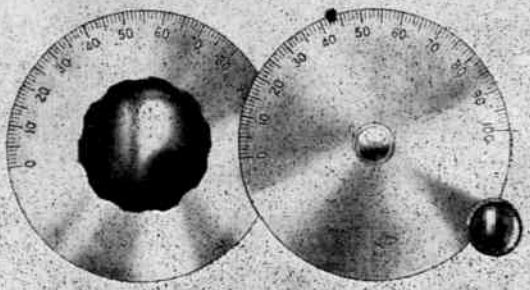

TYPE L
List $2.50
Etched nickel-silver dial, 5" Dia. Insulated from shaft.

TYPE M
List $2.50
Etched nickel-silver dial, 5" Dia. Vernier drive.

All above Dials for 1/4" shafts

KNOBS

HRK, List $.85
Black bakelite knob 2 3/8" diam. Fits 1/4" shaft.

HRP-P, List $.35
Black bakelite knob 1 1/4 inch long and 1/2 inch wide and fits 1/4 inch shaft. Equipped with pointer.

HRP, List $.25
The Type HRP knob has no pointer, but is otherwise the same as the knob above.

DIAL SCALES

Scale	Divisions	Rotation	Direction of Condenser Rotation for increase of dial reading
1	0-100-0	180°	Either
2	0-100	180°	Counter Clockwise
3	100-0	180°	Clockwise
4	150-0	270°	Clockwise
5	200-0	360°	Clockwise
6	0-150	270°	Counter Clockwise

ROTOR SHAFT LOCK
RSL, List $.85
Designed to fit TMA, TMC or similar condensers, this clamp provides a convenient and secure rotor lock. Fits 1/4" shaft.

ACCESSORIES

ODL, List $.50
A locking device which clamps the rim of O, K, L and M Dials. Brass, nickel plated.

ODD, List $.60
This vernier drive unit may be used with O, K, L, M or other plain dials.

SB, List $.25
A nickel plated brass bushing 3/8" dia., hole fits 1/4" shaft.



Copyright by U.C.P., Inc.

NATIONAL LOW-LOSS SOCKETS AND INSULATORS





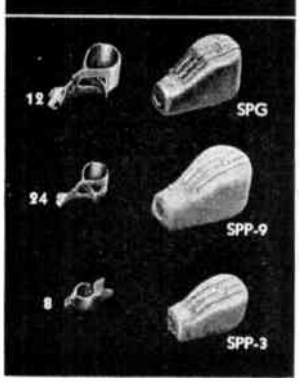

Copyright by U.C.P., Inc.

XCA **List $1.50**
A low-loss socket for acorn triodes.

XMA **List $2.00**
For pentode acorn tubes, this socket has built-in by-pass condensers. The base is a copper plate.

XM-10 **List $1.25**
A heavy duty metal shell socket for tubes having the UX base.

XM-50 **List $1.75**
A heavy duty metal shell socket for tubes having the Jumbo 4-pin base ("fifty watters").

JX-50 **List $1.20**
Without Standoff Insulators

JX-50S **List $1.50**
With Standoff Insulators

A low-loss wafer socket for the 813 and other tubes having the Giant 7-pin Base.

JX-100 **List $3.00**
Without Standoff Insulators

JX-100S **List $3.60**
With Standoff Insulators

A low-loss wafer socket for the 803, RK-28 and other tubes using the Giant 5-pin Base.

SAFETY GRID & PLATE CAPS

SPG **List $.35**
9/16" Cap, L. L. R-39 insulation

SPP-9 **List $.35**
9/16" Cap L. L. ceramic insulation. These offer protection against accidental contact with High Voltage lobe Caps

SPP-3 **List $.30**
3/8" Cap L. L. ceramic insulation

GRID & PLATE GRIPS

12, for 9/16" Caps **List $.10**
24, for 3/8" Caps **List .05**
8, for 1/4" Cap **List .05**
12 & 24 suitable for glass tubes
8 is for metal tubes

XC Series Sockets

Any Type **List $.60**

National wafer sockets have exceptionally good contacts with high current capacity together with low loss Isolantite insulation. All types have a locating groove to make tube insertion easy, with the exception of the Octal socket which has a central locating hole.

GS-1, 1/2" x 1 3/8" **List $ .25**
GS-2, 1/2" x 2 7/8" **List .35**
GS-3, 3/4" x 2 7/8" **List .90**
GS-4, 3/4" x 4 7/8" **List 1.10**
GS-4A, 3/4" x 6" **List 1.60**

Cylindrical low-loss Steatite stand-off insulators with nickel plated caps and bases.

GSJ, (not illustrated) **List $.10**
A special nickel plated jack top threaded to fit the 3/4" diam. Insulators GS-3, GS-4 & GS-4A.

GS-5, 1 1/4" **List, each $.25**
GS-6, 2" **List, each .45**
GS-7, 3" **List, each .75**
GS-10, 3/4", package of 10 **List $.75**

These cone type standoff insulators are of low-loss ceramic. They have a tapped hole at each end for mounting.

GS-8, Plain **List $.35**
GS-9, with Jack **List .50**

These low-loss ceramic standoff insulators are also useful as lead-through bushings.



NATIONAL LOW-LOSS SOCKETS AND INSULATORS

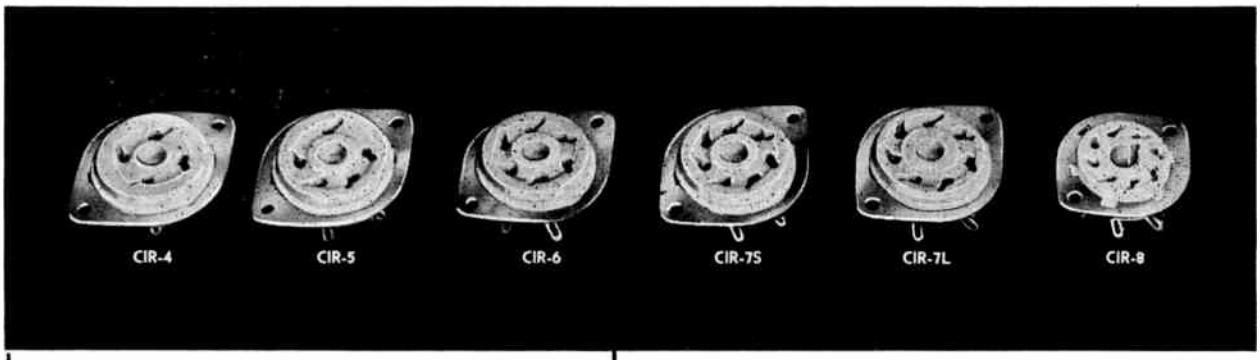

CIR Series Sockets

Any Type **List $.40**

Type CIR Sockets feature low-loss isolantite or steatite insulation, a contact that grips the tube prong for its entire length, and a metal ring for six position mounting. The sockets are supplied with two metal standoffs.



FWG **List $.60**

A Victron terminal strip for high frequency use. The binding posts take banana plugs at the top, and grip wires through hole at the bottom, simultaneously, if desired.

FWH **List $.85**

The insulators of this terminal assembly are molded R-39 and have serrated bosses that allow the thinnest panel to be gripped firmly, and yet have ample shoulders. Binding posts same as FWG above.

FWJ **List $.65**

This assembly uses the same insulators as the FWH above, but has jacks. When used with the FWF plug (below), there is no exposed metal when the plug is in place.

FWF **List $1.00**

This molded R-39 plug has two banana plugs on ¾" centers and fits FWH or FWJ above. Leads may be brought out through the top or side.

FWA, Post **List, each $.25**
Brass Nickel Plated

FWE, Jack **List, each $.15**
Brass Nickel Plated

FWC, Insulator **List, per pair $.35**
R-39 Insulation

FWB, Insulator **List, each $.10**
Polystyrene insulation

AA-3 **List $.30**

A low-loss steatite spreader for 6 inch line spacing. (600 ohms impedance with No. 12 wire)

AA-5 **List $.30**

A low-loss steatite aircraft-type strain insulator.

AA-6 **List $.35**

A general purpose strain insulator of low-loss steatite.

XS-6 **List, each $.15**

A low-loss isolantite bushing for ½" holes.

TPB **List, per dozen $.75**

A threaded Polystyrene bushing with removable .093 conductor moulded in, ⅜" diam., 32 thread.

XS-7, (⅜" Hole) **List $.50**

XS-8, (½" Hole) **List $.65**

Steatite bushings. Prices include male and female bushings with metal fittings.

XS-1, (1" Hole) **List $.75**

XS-2, (1½" Hole) **List $.90**

Prices listed are per pair, including metal fittings. Insulation — steatite.

XS-3, (2¾" Hole) **List $5.00**

XS-4, (3¾" Hole) **List $6.50**

Prices are per pair, including metal fittings. These low-loss steatite bowls are ideal for lead-in purposes at high voltages.

XS-5, Without Fittings **List, each, $7.50**

XS-5, With Fittings **List, per pair, $15.50**

These big low-loss bowls have an extremely long leakage path and a 5¼" flange for bolting in place. Insulation — steatite.



Copyright by U.C.P., Inc.

NATIONAL NTE EXCITER — SPEECH AMPLIFIER

The new National Combination Exciter and Speech Amplifier is the ideal answer to transmitter control at the operating position. It includes a versatile multi-band exciter unit with a choice of frequencies in each band, and a high-gain speech amplifier. The exciter can be used with either a conventional single crystal, a National "Vari-gap" variable frequency holder, or a National four-crystal multiple holder, although the multiple holder is usually supplied. The crystal oscillator is followed by three frequency-multiplier stages using 6L6's. The crystals can be controlled from the front panel, and the same is true of the frequency-multiplier stages which are selected by a convenient interlocking push switch of special low-loss design. The four stage amplifier delivers 10 watts output from PP 2A3's with an input of .005 volts. Although the power supply is entirely self-contained, the hum level is exceedingly low. A meter and multi switch are provided for circuit adjustments.



RACK MODELS

Relay Rack Models can be supplied at an increased price of $10.00 list for black wrinkle-finished steel panels 1/8" thick, or at an increase of $15.00 list for black leatherette or gray enamel panels of aluminum 3/16" thick. When ordering Rack Model units add letters RS for steel or RA for aluminum to table model symbols and specify finish desired.

TABLE MODELS

NTE Exciters are available in three models as follows: Black wrinkle-finish

NTE-A, List $215.00
Exciter-Speech Amplifier, for 5, 10, 20 and 80 meters, table model

NTE-B, List $215.00
Same as NTE-A, but for 10, 20, 40 and 80 meters

NTE-C, List $155.00
Same as NTE-B, but without speech amplifier

Shipping Weight Approx. 70 Lbs.

NTX-30 TRANSMITTER

The NTX-30 is an exceedingly compact and convenient transmitter for CW or Phone, having an output of 30 watts on 10, 20, 40 and 80 meters. It employs the same exciter system used so successfully in the NTE, and like the NTE features a special interlocking push switch in the exciter circuits. AR16-S swinging link type coils described on Page 9 are used in the output stage. Four 6L6's are used as crystal oscillator and doublers, and two 6L6G's are used in the final.

The unit is a self-contained transmitter for CW operation. For phone an external modulator must be used. The NSM described on page 15 is ideal for this purpose. Terminals are provided at the rear of the NTX-30 for connecting the modulator.

Structurally, the NTX-30 consists of an NTE Exciter with a final stage substituted for the speech amplifier, and it is very similar in appearance to the NTE illustrated above. All the features of the NTE are retained, including panel control of crystal frequency, interlocking push switch, meter for circuit adjustments, etc. The NTX-30 thus has the advantage of a proven design in its circuits, and is ideally suited for use as an exciter-buffer combination whenever higher power is desired.



NTX-30, Table Model Transmitter, complete with all coils, tubes, and crystal holder, but less crystal for operation on 10, 20, 40, and 80 meter bands. **List $195.00**

NTX-30, RS, Rack Model, same as above but mounted on 1/8" steel. Panel, black wrinkle finish. **List $205.00**

NTX-30, RA, Rack Model, same as above but mounted on 3/16" aluminum. Panel, black leatherette or gray finish. **List $210.00**

Shipping Weight Approx. 70 Lbs.

Special combination NTX-30 Transmitter and NSM Speech Amplifier mounted in steel cabinet, black wrinkle finish. **List $345.00**

NSA SPEECH AMPLIFIER

The National Speech Amplifier has two input channels with an electronic mixer. One input circuit provides an over all gain of 125 db, and is suitable for crystal microphones, etc. The other input circuit has one less amplifier stage and is intended for high level sources such as phonograph pickups, etc. The frequency characteristic is flat within less than 1 db from 25 to 10,000 cycles. A separate rectifier supplies bias voltage for the PP 2A3's, which deliver 15 watts output. A tone control is provided.

NSA Speech Amplifier, table model, in wrinkle-finish steel cabinet, including tubes. **List $115.00**
NSA-RS Relay rack mounting, with black wrinkle-finish steel panel 1/8 inch thick. **List 125.00**
NSA-RA Relay rack mounting, with black leatherette or gray enamel aluminum panel 3/16 inch thick. **List 130.00**

Approx. Shipping Weight 50 Lbs.

Copyright by U.C.P., Inc.

NATIONAL NSM MODULATOR

The new Type NSM Modulator Unit is intended particularly for use with the NTX-30 Transmitter, but its many advanced features make it desirable for any modulating job within its 30 watt rating. Typical among its features are Automatic Volume Compression, permitting high modulation levels without danger of overmodulation, its DB meter indicating the amount of compression, its four-position tone control which cuts either highs or lows, or both, or leaves intact the normal range of 50 to 10,000 cycles, and its two separate input circuits.

Four stages of resistance-coupled amplification with 6C6 input, 6D6 second stage, 6F8G phase inverter, and push pull 6L6G output — Power gain approximately 135 db, output 30 watts — 6X5 high voltage rectifier used in Automatic Volume Compression circuit — VR-150 Voltage Regulator. Two separate input circuits, one of which omits the first 6C6 amplifier tube — Frequency response flat from 50 to 10,000 cycles.

NSM, Complete with tubes and mounted in the table model steel cabinet. Finished in black wrinkle. As illustrated above. **List $130.00**

NSM-RS, Same as above but mounted on 1/8" relay rack panel finished in black wrinkle. **List $140.00**

NSM-RA, Ditto but with 3/16" aluminum panel. Finished in black leatherette on gray enamel. **List $145.00**

NATIONAL CRYSTAL HOLDERS

National Crystal Holders are available in three types. All use R-39 insulation for low losses and all are carefully designed for maximum crystal activity. The newest holder (Figure 1) is the Type 4-in-1 and is very convenient where a choice of frequencies is desired. It is designed to hold four separate crystals up to 1" square which may be selected by a built-in low capacity switch. The CHV Crystal Holder (Figure 3) is of the variable gap type and, when used with a suitable crystal, permits tuning the crystal over a range of 1 part in 600. The small holder shown in Figure 2 is available in two forms. Type CHR for receivers, resonator type. Type CHT for transmitters, pressure type.



4-in-1	Fig. 1	**List $7.50**
CHR	Fig. 2	**List 2.50**
CHT	Fig. 2	**List 2.50**
CHV, less crystal	Fig. 3	**List 9.50**
CHV, with 80-meter crystal that will double into the 20-meter phone band		**List 32.50**

NATIONAL CATHODE-RAY OSCILLOSCOPES

The Type CRM oscilloscope is mounted in a small steel cabinet (4 1/8" x 6 1/8" x 8") and uses a one-inch screen RCA-913 with 6X5 rectifier. Power supply and input controls are built in. A panel switch permits use of the built-in 60 cycle sweep or external audio sweep for securing the familiar trapezoid pattern for modulation measurements. **CRM**, less tubes, **List $18.50**

The Type CRR oscilloscope is mounted on a standard 3 1/2" relay rack panel, and employs a two-inch screen RCA-902 and 6X5 rectifier. The power supply is mounted back of the panel, and input controls are provided. A panel switch permits use of the built-in 60 cycle sweep or external audio sweep for securing the familiar trapezoid pattern for modulation measurements. **CRR**, less tubes, **List $32.50**

METAL SPEAKER CABINETS

These cabinets are corrected acoustically to prevent undesired resonance peaks. Acoustic felt lined. Finish: black wrinkle.

NDC-8 for 8" speaker **List $5.00**

NDC-10 for 10" speaker **List $6.00**

INTERLOCKING PUSH SWITCH

The National Interlocking Push Switch has low losses, complete reliability and positive contacts. Insulation is R-39. The silver-plated contacts are double pole, double throw.

ACS-4, Four gang, with trigger bar **List $5.00**

ACS-1, Single section, less trigger bar **List $1.25**



Copyright by U.C.P., Inc.

NATIONAL HRO

The HRO Receiver is a high-gain superheterodyne designed for communication service. Two preselector stages give remarkable image suppression, weak signal response and high signal-to-noise ratio. Air-dielectric tuning capacitors account, in part, for the high degree of operating stability. A crystal filter with both variable selectivity and phasing controls makes possible adjustment of selectivity over a wide range. Heterodynes and interfering c.w. signals may be "phased out" (attenuated) by correct setting of the phasing control. A signal strength meter, connected in a vacuum tube bridge circuit, is calibrated in S units from 1 to 9 and in db above S9 from 0 to 40. Also included are automatic and manual volume control features, a beat oscillator, a headphone jack and a B+ stand-by switch. Power supply is a separate unit. The standard model of HRO is supplied with four sets of coils covering the frequencies from 1.7 to 30 megacycles. Each coil set covers two amateur bands and the spectrum between. The higher frequency amateur band of each range, by a simple change-over operation, may be expanded to occupy 400 divisions of the 500 division PW instrument type dial.

For those who require the high performance of the HRO but do not need its extreme versatility, the HRO Jr. is offered. The fundamental circuit and mechanical details of both receivers are identical, but the HRO Jr. is simplified by omitting the crystal filter, signal strength meter and by supplying coils less the band-spread feature.

The frequency range of both the HRO and HRO Jr. may be extended to 50 kilocycles by using additional coil sets.

A technical bulletin covering completely all details will be supplied upon request.

HRO-C DELUXE COMBINATION

HRO-C, a deluxe receiver installation, see illustration, combines an HRO with an SPC unit (power unit, coil container and loud speaker) in an MRR table rack. Chromium-plated appearance strips and side trim strips included. **List $432.50**

SPC, combination of 697 power unit, coil container (5 coil capacity) and 8" PM dynamic speaker. Rack panel, 3/16"x15¾"x19". Chrome strips included. **List $90.00**

MRR, table rack, standard width, panel capacity 24½", finish black or gray. Side trim strips included. **List $22.50**

RECEIVERS

All models of the HRO are supplied with 6.3 volt heater type tubes. Table models and accessories are finished in black wrinkle enamel; rack panel types in either black leatherette or smooth gray enamel.

HRO table model, receiver only, complete with four sets of coils (1.7–4.0, 3.5–7.3, 7.0–14.0, 14.0–30.0 MCS) **List $299.50**
HRO, same as above, but mounted on 3/16" x 8¾" x 19" aluminum panel. **List $320.00**

HRO Jr., table model, receiver only, with one set of 14 to 30 mc. coils. **List $180.00**
HRO Jr., same as above, but mounted on an aluminum panel. **List $200.00**

COILS

HRO Type	**E,**	Range 900–2050	kc	**List $20.00**
HRO Type	**F,**	Range 480–960	kc	**List $20.00**
HRO Type	**G,**	Range 180–430	kc	**List $27.50**
HRO Type	**H,**	Range 100–200	kc	**List $30.00**
HRO Type	**I,**	Range 50–100	kc	**List $37.50**
HRO Jr. Type JA,		Range 14.0–30.0	mc	**List $16.50**
HRO Jr. Type JB,		Range 7.0–14.4	mc	**List $16.50**
HRO Jr. Type JC,		Range 3.5–7.3	mc	**List $16.50**
HRO Jr. Type JD,		Range 1.7–4.0	mc	**List $16.50**

COIL CONTAINER

HCRP coil container, rack panel 3/16" x 8¾" x 19", capacity 5 coils. **List $27.50**

LOUD SPEAKERS

MCS table model cabinet, 8" PM dynamic speaker and matching transformer. **List $16.50**
RFSH, speaker as above, but mounted on 3/16" x 8¾" x 19" aluminum panel. **List $30.00**

POWER SUPPLIES

697 Table power unit; 115 volt, 60 cycle input; 6.3 volt heater and 230 volt, 75 m.a. output, with tube. **List $26.50**
686 Table power unit, 6 volt battery operated vibrator pack, 165 volts, 50 m.a. output. **List $45.00**
SPU-697 Single power unit, rack mounted panel, 3/16" x 5¼" x 19". **List $49.50**
DPU-697 Double power unit, rack mounted, as above but having two separate 697 power units. **List $79.50**

Shipping weights: HRO — 62 lbs. **HRO Jr.** — 42 lbs. **697** — 15 lbs. **SPU-697** — 36 lbs. **DPU-697**— 48 lbs. **SPC** — 48 lbs. **MRR** — 21 lbs.

NATIONAL NEW SW-3



General Coverage Coils

Catalog Number	Range — Meters	List Price Per Pair
30	9. to 15.	**$5.00**
31	13.5 to 25.	**5.00**
32	23. to 41.	**5.00**
33	40. to 70.	**5.00**
34	65. to 115.	**5.00**
35	115. to 200.	**5.00**
36	200. to 360.	**5.50**
37	350. to 550.	**5.50**
38	500. to 850.	**6.50**
39	850. to 1200.	**8.00**
40	1200. to 1500.	**8.00**
41	1500. to 2000.	**8.00**
42	2000. to 3000.	**10.00**

Band Spread Coils

30A —	10 meter	**$5.00**
31A —	20 meter	**5.00**
33A —	40 meter	**5.00**
34A —	80 meter	**5.00**
35A —	160 meter	**5.00**

The SW-3 Receivers employ a circuit consisting of one R.F. stage transformer coupled to a regenerative detector and one stage of impedance coupled audio. This circuit provides maximum sensitivity and flexibility with the smallest number of tubes and the least auxiliary equipment. The single tuning dial operates a precisely adjusted two gang condenser; the regeneration control is smooth and noiseless, with no blacklash or fringe howl; the volume control is calibrated from one to nine in steps corresponding to the R scale.

ONE UNIVERSAL MODEL — The circuit of the SW-3 is arranged for either battery or AC operation without coil substitution or circuit change. Battery operation utilizes two 1N5-G and one 1A5-G tubes. AC operation utilizes type 5886 AB power supply with two 6J7-G and one 6C5-G tubes.

Shipping Weights: Receiver, 17 lbs. — No. 5886 AB pack, 18 lbs.
SW-3, universal model, without coils, phones, tubes or power supply. **List $35.00**
5886-AB, Power Supply, 115 V, 60 cycle, with 80 Rectifier. **List $29.50**

Copyright by C.D., Inc.

NATIONAL NHU

This specialized communication receiver is a superheterodyne covering the range from 27 to 62 MC in three ranges, each being calibrated on a direct reading full-vision dial.

The circuit uses three acorn tubes (956 RF, 954 First Detector, and 955 Oscillator) followed by three IF stages using 6K7's. A 6C8G Twin Triode is used as an infinite-impedance diode detector, and as a noise limiter. An additional 6C8G acts as first audio and as a carrier-off noise suppressor. Two 6SJ7's are used for the CW oscillator and for the AVC, which is amplified and delayed. The output employs a 6V6G.

The mechanical details of the NHU are unique. One large knob on the panel slides in or out to engage either the tuning condenser or the range-changing system. Inertia-type tuning is used, with a ratio of approximately 70 to 1. The pointer is positively driven by rack and pinion, and moves vertically when the coil range is changed so that it always points to the proper frequency. The coils are mounted radially in a cast aluminum turret which is easily turned into position by the knob on the panel. Directly above the coil turret is the three-gang straight-line-frequency tuning condenser. The RF circuit and tubes are built completely inside the frame of the condenser, thus making a compact assembly with the shortest possible leads from coils to condensers to tubes.

All features and controls commonly found in high-quality communication receivers are incorporated in the NHU, including a wide range crystal filter.



Battery models operate on 135 to 180 V. B-battery and 6.3 V. A-Battery

NHU Receiver, table model, complete with tubes, 8" speaker with cabinet and coils covering from 27 to 62 MC, but without power supply, black finish. **List $275.00**

NHU-B Receiver, same as above, but for battery operation. **List $275.00**

NHU-20 Receiver, same as NHU but with 20 Meter Coil. **List $290.00**

NHU20B Receiver, same as above but for battery operation. **List $290.00**

Relay rack models of above receivers. Additional. **List $20.00**

5856 Power Supply, table model with rectifier, for NHU or NHU-20. **List $29.50**

SPU-56 Relay rack power supply with rectifier. **List $49.50**

NHU Shipping Weight, 82 lbs., **5856**, 18 lbs.

110 Receiver and 6 sets of coils, without tubes, speaker or power supply. **List $85.00**

5886 Power Supply for above receiver, with tube. **List $29.50**

Shipping Weights: Receiver, 16 lbs.—No. 5886 AB pack, 17 lbs.

NATIONAL ONE-TEN

Designed chiefly for the experimenter, the One-Ten Receiver fulfills the need of the experimenter for an adequate receiver to cover the field between one and ten meters.

A four tube circuit is used, composed of one tuned R.F. stage, a self-quenching super-regenerative detector, transformer coupled to a first stage of audio which is resistance coupled to the power output stage. Tubes required: 954-R.F.; 955-Detector; 6C5-1st Audio, 6F6-2nd Audio.

Copyright by U.C.P., Inc.

NATIONAL

NC-100A NC-100XA NC-101X NC-101XA

These 11 tube superheterodyne receivers are self-contained (except for the speaker) in a table model cabinet that is readily adapted to relay rack mounting. One stage of R.F. and two stages of I.F. are used. Low loss insulation and high-Q coils give ample sensitivity and selectivity. Separate R.F. and Audio Gain Controls and a signal strength meter are mounted on the panel. Other controls are tone, CW Oscillator, AVC with amplified and delayed action, a B+ switch, and a phone jack. A self-contained power supply provides all necessary voltages including speaker field excitation. The range changing system is unique in that it combines the mechanical convenience of a coil switch with the electrical efficiency of plug-in coils.

All **NC-100** series receivers are fitted with a noise limiter of truly remarkable effectiveness.

The **NC-100A** illustrated above, covers the range from 540 KC to 30 MC. The large full vision dial is calibrated directly in megacycles and a separate high speed vernier scale provides high precision in logging. The NC-100XA is similar but equipped with a crystal filter.

The **NC-101X,** illustrated below, is built strictly for the amateur bands and covers only the following ranges: 1.7–2.05 MC, 3.5–4.0 MC, 7.0–7.3 MC, 14.0–14.4 MC, and 28.0–30.0 MC. The NC-101X is equipped with a crystal filter, S-meter, and the PW type instrument dial.



The **NC-101XA** has the same features as the NC-101X, except for the direct reading dial and the cabinet, which are similar to the NC-100XA. Prices are the same as for the NC-101X.

The battery models use 9 tubes, and operate on 180 V. B-batteries and 6.3 V. A-batteries. Power output of AC model 10 watts, battery model 2 watts.

NC-100A — complete with tubes. AC model — 10" speaker in cabinet. **List $200.00**

Battery model — 8" speaker in cabinet. **List 184.17**

NC-100XA — complete with tubes and crystal filter. AC model — 10" speaker. **List $237.50**

Battery model — 8" speaker in cabinet. **List 221.67**

NC-100SA — complete with tubes. AC model — 12" Rola G-12 Speaker. **List $222.50**

NC-100XSA — complete with tubes and crystal filter. AC model — 12" Rola G-12 Speaker. **List $260.00**

NC-101X — complete with tubes. AC model — 10" speaker in cabinet. **List $215.00**

Battery model — 8" speaker in cabinet. **List 200.00**

NDC-10 — Metal Cabinet for 10" speaker, same finish as receiver. **List $6.00**

NDC-8 — Metal Cabinet for 8" speaker, same finish as receiver. **List $5.00**

Note: Cabinets for 12" speaker chassis cannot be supplied.

RRA Relay Rack Adapters, designed for mounting any of the above receivers in a standard relay rack. **List, per pair, $2.50**

Note: 230 volt 50 cycle and 115 volt 25 cycle models of above receivers available at slightly higher price.

Shipping weights: NC100A, 70 lbs. — NC100XA, 71 lbs. — NC101X, 71 lbs.

NOTE: *Special models of the NC-100 receiver with bands covering the 200–400 KC range are available. Data and prices furnished upon request*

NATIONAL NC-44

The new NC-44 Communication Receiver combines capable performance with low price. It employs seven tubes in a superheterodyne circuit. There are separate controls for RF and AF gain, and on and off switches for the AVC and CWO circuits. The self-contained power supply operates on 105–130 volts AC or DC. A battery model is available for operation with 90–135 V. B-battery and 6.3 V. A-battery. A model for operation from a self-contained AC power supply is listed for the first time.

A straight-line-frequency condenser is used in conjunction with a separate band spread condenser. This combination plus the full vision dial calibrated in frequency for each range covered and a separate linear scale for the band spread condenser, makes accurate tuning easy. Both condensers have an inertia-type drive. A coil switch with silver plated contacts selects the four ranges from 550 KC to 30 MC. Provision is made for either head phone or speaker operation.

Like all receivers which have no preselector stage, the NC-44 is not free from images. However, where price is an important consideration, the NC-44 will be found a satisfactory receiver.

NC-44 — Receiver, complete with tubes, coils covering from 550 KC to 30 MC, and speaker in cabinet, for 105–130 volts AC or DC operation — black finish. **List $82.50**

NC-44B — Receiver, same as above but for battery operation, less batteries. **List $82.50**

NC-44A — Receiver, same as above but for 105–130 volts AC only. **List $82.50**

RRA — Relay Rack Adapters designed for mounting these receivers in a standard relay rack. **List $2.50**

Shipping Weights: NC-44, 45 pounds — **NC-44B,** 45 pounds.

Copyright by L.C.J., Inc.

NATIONAL

NC-200

The National NC-200 is a new communications receiver having a number of features not previously available. Twelve tubes are used in a highly perfected circuit that includes an extremely effective noise limiter. The crystal filter has an exceptionally wide selectivity range for use on both CW and phone, as well as a phasing circuit that makes rejection ratios as high as 10,000 to 1 available even when the interfering signal is only a few hundred cycles from the desired signal. The AVC holds the audio constant within 2 db for signals from 10 microvolts to 100,000 microvolts. The sensitivity of the NC-200 is particularly high, requiring only 1 microvolt input for 1 watt of audio output on the highest frequencies covered by the receiver. Signal-to-image ratio is better than 30 db at ten meters.

There are ten calibrated coil ranges, each with its own scale on the direct-reading dial. Six of these ranges provide continuous coverage from 490 KC to 30 MC. The remaining four ranges cover the 10, 20, 40 and 80 meter bands, each of which is spread over the major portion of the dial scale. Ranges are selected by a panel control knob. A movable-coil system similar to the NC-100 is used. The inertia-type dial drive has a ratio of 30 to 1.

All models of the NC-200 are suitable for either AC or battery operation, having both a built-in AC power supply and a special detachable cable and plug for battery connection. Removal of the speaker plug disconnects both plate and screen circuits of the audio power stage thus providing maximum battery economy. The B supply filter and the standby switch are wired to the battery terminals, so that the filter is available for vibrator or dynamotor B supplies.

The ten-inch speaker is housed in a separate cabinet specially designed to harmonize with the trim lines of the receiver. The undistorted output is 8 watts.

All features expected in a fine communication receiver are provided. These include CW oscillator, Signal Strength Meter, B-supply switch, etc.

NC-200 TG Table Model, two tone Gray wrinkle **List $245.83**

Price includes a 10" P.M. dynamic speaker in cabinet.

NC-200 RG Rack Model, Gray or Black wrinkle, mounted on 3/16" aluminum panel **List $275.83**

Price includes a 10" P.M. dynamic speaker mounted on 10½" rack panel.

Shipping weight approx. 95 lbs.

Copyright by C.C.P., Inc.



NATIONAL 600 WATT TRANSMITTER



The National 600 Watt Transmitter is a compact and efficient unit of flexible design. The standard design provides a plate input of 600 watts on 10, 20, 40 or 80 meters.

An NTE Exciter-Speech Amplifier (described on page 15) is used as speech amplifier and as exciter for the buffer and final amplifier unit immediately above it. A Pi Network antenna coupler at the top of the cabinet completes the RF units.

The buffer and final amplifier unit features a compact, open construction that results in short leads, symmetry of the push-pull circuit and complete accessibility. The final employs a pair of 100 TH's driven by a single 35T as buffer.

The modulator chassis is immediately above the Exciter-Speech Amplifier, which serves as driver for the Class B amplifier. A pair of zero-bias 203-Z tubes provide 300 watts of modulating power.

Power for the modulator stage is supplied by the power unit immediately below the NTE. This 1250 volt supply also provides power for the buffer.

The power supply at the bottom of the cabinet delivers 300 MA at 2000 Volts for the final.

All transformers and chokes are Thordarson CHT units, except those in the NTE, which are special units of National manufacture. **The National 600 Watt Transmitter,** as described, complete except for the microphone. **List $1,727.50**

TRANSMITTER FOUNDATION UNITS

The individual units of the 600 Watt Transmitter described above are available as separate chassis. In the table below, the first column lists completely wired and tested units. The chassis listed in the second column are drilled, punched and formed, and ready for assembly. Panels, brackets, screws and small hardware are included.

UNIT	WIRED AND TESTED		FINISHED ASSEMBLY	
High Voltage Supply	NT 2000 PCW	$265.00	NT 2000 PC	$12.00
Medium Voltage Supply	NT 1200 PCW	$150.00	NT 1200 PC	$12.00
Class B Modulator	NT 300 PCW	$127.50	NT 300 PC	$12.00
Final Amplifier	NT 100 PCW	$245.00	NT 100 PC	$16.00
Pi Network Coupler	NT-APW	$55.00	NT-AP	$2.00
Relay Control Panel	NT-RPW	$45.00	——	

NATIONAL POWER SUPPLIES

National Power Supplies are specially designed for high frequency receivers, and include efficient filters for RF disturbances as well as for hum frequencies. The various types are listed under the receivers with which they are used.

FOR AC OPERATION, 115 volt, 50–60 cycle.

Type 697, Table model, (230 V., 75 MA., 6.3 V. Filaments) with tube **List $26.50**

5886, Table model, (170 V., 50 MA., 6.3 V. Filaments, with tube **List $29.50**

GRSPU, Rack mounted, same electrical characteristics as either 697 or 5886, with tube **List $49.50**

GRDPU, Rack mounted, with two separate and complete power supplies same as GRSPU, with tubes **List $79.50**

FOR AC OPERATION, 230 volt or 25 cycle.

Supplies for 230 volts or 25 cycles can be supplied at slightly higher prices than the standard models.

FOR BATTERY OPERATION

High voltage power supplies can be supplied for National Receivers for operation from batteries. These units are of the vibrator type. Complete information will be given on request.

686, Table model, (165 V., 50 MA.,) for operation from 6.3 volts DC, with vibrator **List $45.00**



Copyright by C.C.I., Inc.

HIPOWER CRYSTALS
RUBIES & EMERALDS

HIPOWER "RUBY"

Type LTC 1

160—80 and 40 meter crystal units.

The ARISTOCRAT of amateur crystal control units. Designed to give peak performance in the amateur bands. Constantly improving a GOOD product, has resulted in these compact units, incorporating the finest workmanship and materials.

Each unit consists of a precision ground LOW-DRIFT crystal of high activity, mounted in a correctly designed molded Bakelite holder. "ALUMILITE" electrodes are used to insure an extremely hard and polished surface. The holder is plug-in type and fits into a five prong tube socket.

The temperature coefficient of this unit is 4 cycles or less per MC. per ° C.

BUILT RIGHT — PRICED RIGHT — WILL MAKE YOUR TRANSMITTER LOOK BETTER AND WORK BETTER.

	Net Price
Type LTC 1 supplied within 5 Kc. of specified frequency or choice of dealers stock	$4.50
Supplied within 1 Kc. of specified frequency	5.50

HIPOWER "EMERALD"

Type LTC 2

160—80 and 40 meter crystal units.

This crystal unit has every modern feature. An efficient unit, designed to meet the requirements of the amateur who desires LOW-DRIFT, LOW COST, STABLE crystal control.

Consisting of an extremely active crystal with a temperature coefficient of 10 cycles or less per MC. per ° C. Mounted between NICKEL SILVER electrodes, in a molded Bakelite holder, for plug-in mounting in a five prong tube socket.

TRULY A QUALITY PRODUCT. Sold at a price far below the value of a unit, giving complete satisfaction under all conditions.

	Net Price
Type LTC 2 supplied within 5 Kc. of specified frequency or choice of dealers stock	$3.35
Supplied within 1 Kc. of specified frequency	4.35

Type "AH" CRYSTAL HOLDER

This popular all purpose crystal holder needs no introduction, as thousands are in use daily, in amateur transmitters all over the world.

It is a molded Bakelite plug-in type holder for use with 160 and 80 meter crystals, accommodating crystals up to 1" square.

Constant pressure, from a spiral spring, holds the crystal securely between NICKEL SILVER electrodes.

Unit plugs into any standard five prong tube socket. ..... Net Price $1.00

Supplied with Banana pins ..... 50c extra

Type "AH 10" UNMOUNTED CRYSTALS

A precision ground crystal for use in the 160 and 80 meter amateur bands. Made from high grade selected Brazilian Quartz. These crystals are LOW-DRIFT, active oscillators with a temperature coefficient of 10 cycles per MC. per ° C.

These are the crystals which made HIPOWER CRYSTALS the standard of comparison.

Type AH 10 sold unmounted only,

1715 to 2000 Kc., or 3500 to 4000 Kc. supplied within 10 Kc. of specified frequency or choice of dealers stock ..... Net Price $2.35

Supplied within 1 Kc. of specified frequency 3.35

HIPOWER "RUBY"

Type TH 3

An outstanding gem among 20 meter crystal units. A unit which foreshadows tomorrow's requirements for ultra-high frequency control.

Designed to give the superstability necessary in modern transmitters operating in the crowded amateur bands. This dependable unit also incorporates a crystal of high activity, with a temperature coefficient of 4 cycles or less per MC. per ° C. Mounted between "ALUMILITE" electrodes, in a plug-in type holder, especially engineered for high frequency operation.

The low price of this unit is made possible only through our high production facilities. Our advance is your gain.

	Net Price
Type TH 3—14000 to 14400 Kc. within 15 Kc. of specified frequency or choice of dealers stock	$7.25
Type TH 3—14400 to 15000 Kc. within 30 Kc. of specified frequency or choice of dealers stock	7.25
Supplied within 5 Kc. of specified frequency	11.25

HIPOWER "EMERALD"

Type TH 10

This Unit Is Without Competition

A 20 meter crystal unit unsurpassed in QUALITY and PRICE. It IS a LOW-DRIFT crystal, with a temperature coefficient of 10 cycles or less per MC. per ° C. Extremely accurate methods of manufacture, has enabled us to produce a unit with much less drift, than most units sold at anywhere near our price.

This active crystal is also mounted between "ALUMILITE" electrodes, in a plug-in type, molded Bakelite holder, for five prong tube socket mounting.

	Net Price
Type TH 10—14000 to 14400 Kc. within 15 Kc. of specified frequency or choice of dealers stock	$5.50
Type TH 10—14400 to 15000 Kc. within 30 Kc. of specified frequency or choice of dealers stock	5.50
Supplied within 5 Kc. of specified frequency	9.50

The Biggest Dollar For Dollar Value Offered to the Radio Amateur Today

Copyright by U. C. P., Inc

NOTE: ALL PRICES ON THIS PAGE HAVE BEEN CHANGED. WRITE FOR NEW LISTING.

BUD RADIO PRODUCTS

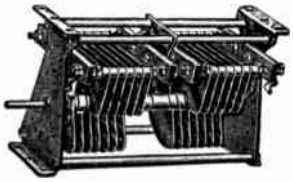

MASTER TRANSMITTING CONDENSERS

For greater efficiency. Heavy aluminum rounded plates. Aluminum end plates, rigid frame, close fitting cone type bearings. Phosphor bronze rotor contact. Mycalex insulation. Made in SINGLE, DUAL and ULTRA HIGH FREQUENCY types. Panel space required 3 1/8" x 3 5/16".

Cat. No.	Max. Cap.	Min. Cap.	No. Plates	Air Gap	Length Behind Panel	Net Price
BC-1600	40	7	5	.100"	3 3/4"	$ 4.05
BC-1601	55	8	7	.100"	4"	4.44
BC-1602	70	9	9	.100"	4 5/16"	4.80
BC-1603	100	13	13	.100"	4 13/16"	5.01
BC-1604	150	17	17	.100"	5 5/8"	5.25
BC-1605	250	22	29	.100"	7 3/8"	6.00
BC-1606	340	27	39	.100"	9 7/16"	7.20
BC-1607	25	10	5	.200"	4 1/8"	4.50
BC-1608	35	11	7	.200"	4 5/8"	4.80
BC-1609	50	13	11	.200"	5 5/8"	5.10
BC-1610	75	16	15	.200"	6 5/8"	5.40
BC-1611	100	20	21	.200"	8 1/8"	5.70
BC-1612	145	35	29	.200"	10 1/8"	6.90
BC-1613	35	14	9	.300"	5 13/16"	5.10
BC-1614	55	18	15	.300"	8"	6.00
BC-1615	75	21	21	.300"	10 1/8"	6.90
BC-1616	100	28	29	.300"	12 7/8"	7.50
BC-1617	30	15	9	.375"	6 1/2"	5.40
BC-1618	50	22	15	.375"	9 1/16"	6.30
BC-1619	75	28	25	.375"	13 1/4"	7.50

MASTER DUAL CONDENSERS

BC-1620	80	9	7	.070"	6 3/8"	$6.00
BC-1621	100	10	9	.070"	6 7/8"	6.60
BC-1622	150	12	13	.070"	7 7/8"	7.20
BC-1623	250	15	21	.070"	9 3/4"	9.00
BC-1624	40	10	5	.100"	6 1/4"	6.00
BC-1625	55	8	7	.100"	6 3/4"	6.30
BC-1626	70	9	9	.100"	7 3/8"	6.90
BC-1627	100	13	13	.100"	8 5/8"	7.50
BC-1628	150	17	17	.100"	9 3/4"	8.40
BC-1629	200	20	23	.100"	11 5/8"	9.00
BC-1630	35	12	7	.200"	8 3/8"	6.90
BC-1631	50	13	11	.200"	10 3/8"	8.10
BC-1632	75	16	15	.200"	12 1/4"	9.00
BC-1633	100	20	21	.200"	15 1/8"	9.60
BC-1634	50	15	13	.300"	13 5/8"	9.30

MASTER U.H.F. CONDENSERS

1635	25	7	5	.200"	7 3/8"	$ 9.30
1636	35	11	7	.200"	8 3/8"	10.20
1637	50	13	11	.200"	10 7/16"	11.10
1638	75	16	15	.200"	12 5/16"	12.00

STAT-AIR CONDENSERS

Keeping a proper L/C ratio in all-band operation is now simplified by using a variable air condenser as a vernier and plug Fixed Stat-air sections in parallel with the tank tuning condenser for lower frequency operation. Brass plates with rounded edges are solder welded to their shafts for sturdy, uniform, low loss construction. Alsimag 196 insulation. Fitted with standard banana plugs. Cadmium plated finish.

Junior Type

Cat. No.	Cap.	Air Gap	Mtg. Area	Net Price
777	25 mmfd.	.144"	1 1/4"x1 1/2"	$1.98
780	50 mmfd.	.144"	1 1/4"x1 1/2"	2.31
781	100 mmfd.	.144"	1 1/4"x1 1/2"	2.97
782	100 mmfd.	.078"	1 1/4"x1 1/2"	2.49
783	150 mmfd.	.078"	1 1/4"x1 1/2"	2.97

Senior Type

Cat. No.	Cap.	Air Gap	Mtg. Area	Net Price
778	25 mmfd.	.238"	2"x2 1/4"	$2.31
784	50 mmfd.	.238"	2"x2 1/4"	2.64
785	100 mmfd.	.100"	2"x2 1/4"	2.64
786	100 mmfd.	.238"	2"x2 1/4"	3.30
787	150 mmfd.	.100"	2"x2 1/4"	3.15

JUNIOR TRANSMITTING CONDENSERS

A new conception in design and construction make these condensers ideal for use in low and medium power transmitters. Recommended for portable and air-craft equipment where efficient, light weight, small size and rigid construction are a factor. Satin Finished Aluminum end plates have two formed brackets for universal mounting and coil supports. Plates are Cadmium plated hard temper brass with edges rounded and solder welded to their respective shafts for uniform spacing and low loss construction. Dural tie rods add rigidity to frame. Brass bearings. Phosphor bronze contacts. Alsimag 196 insulation. Panel space required 2 7/8"x3".

Cat. No.	Max. Cap.	Min. Cap.	No. Plates	Air Gap	Length Behind Panel	Price Net
1525	50	4	7	.051"	2 1/2"	$1.65
1526	100	6	13	.051"	2 7/8"	1.80
1527	145	7	19	.051"	3 5/16"	2.13
1528	250	11	33	.051"	4 5/16"	2.64
1529	340	15	43	.051"	5 3/16"	3.30
1530	25	4	5	.078"	2 1/16"	1.62
1531	35	4	7	.078"	2 5/8"	1.71
1532	55	6	11	.078"	3"	1.89
1533	80	7	15	.078"	3 7/16"	1.98
1534	110	9	21	.078"	4 1/16"	2.31
1535	150	12	29	.078"	4 7/8"	2.79
1536	190	15	37	.078"	5 5/8"	3.45
1537	245	17	47	.078"	6 11/16"	4.11
1538	20	5	7	.144"	3"	1.80
1539	40	7	13	.144"	3 11/16"	1.98
1540	55	9	17	.144"	4 5/8"	2.31
1541	80	12	25	.144"	5 11/16"	2.64
1542	105	15	33	.144"	7 1/4"	3.06
1543	18	5	7	.175"	3 3/16"	1.98
1544	40	9	15	.175"	4 1/2"	2.64
1545	55	10	19	.175"	5 5/16"	2.97
1546	85	16	31	.175"	8"	3.30
1547	100	17	37	.175"	9 1/4"	3.96

JUNIOR DUAL CONDENSERS

Cat. No.	Max. Cap. Per Sec.	Min. Cap. Per Sec.	No. Plates Per Sec.	Air Gap	Length Behind Panel	Net Price
1550	20	3	3	.051"	3 1/2"	$2.31
1551	50	5	7	.051"	4 1/16"	2.79
1552	70	5	9	.051"	4 3/8"	3.30
1553	100	6	13	.051"	5"	3.60
1554	145	7	19	.051"	5 7/8"	4.29
1555	200	9	25	.051"	6 3/4"	4.80
1556	250	11	33	.051"	7 11/16"	5.61
1557	25	4	5	.078"	4 1/16"	2.79
1558	35	4	7	.078"	4 7/16"	2.97
1559	55	6	11	.078"	5 1/4"	3.30
1560	80	7	15	.078"	6 1/16"	3.81
1561	110	9	21	.078"	7 7/16"	4.11
1562	150	11	29	.078"	8 11/16"	4.95
1563	20	5	7	.144"	5 3/16"	3.30
1564	40	7	13	.144"	7 1/2"	3.60
1565	55	9	17	.144"	8 7/16"	3.87
1566	18	5	7	.175"	5 5/8"	3.60
1567	40	9	15	.175"	8 3/4"	4.11

JUNIOR U.H.F. CONDENSERS

Dual Types Only Plates .040 Thick

No. Cat.	Cap. Max. Per Sec.	Cap. Min. Per Sec.	Plates No. Per Sec.	Gap Air	Length Panel Behind	Net Price
1569	200	9	25	.051"	6 3/4"	$5.40
1570	25	4	5	.070"	4 1/16"	3.00
1571	35	4	7	.070"	4 7/16"	3.60
1572	55	6	11	.070"	5 1/4"	4.20
1573	80	7	15	.070"	6 1/16"	4.80
1574	20	5	7	.136"	5 3/16"	4.05
1575	40	7	13	.136"	7 1/8"	4.50
1576	55	9	17	.136"	8 7/16"	5.10

SEE BUD CATALOG FOR OTHER CONDENSERS AND ITEMS NOT LISTED ON THESE PAGES

NOTE: ALL PRICES ON THIS PAGE HAVE BEEN CHANGED. WRITE FOR NEW LISTING.

BUD RADIO PRODUCTS

TINY MITE CONDENSERS

For efficient tuning of ultra-high frequency circuits. Alsimag 196 insulation. Soldered brass plate assemblies, cadmium plated. Rear shaft extension for ganging. Three way mounting. Mounting space 1½"x1¼".

Cat. No.	Max. Cap. mmfd.	Min. Cap. mmfd.	Air Gap	Net Price
LC-1640	8	2.5	.017"	$0.57
LC-1641	13	3	.017"	.63
LC-1642	25	4	.017"	.72
LC-1643	35	5	.017"	.84
LC-1644	50	6	.017"	.90
LC-1645	75	7	.017"	.99
LC-1646	100	9	.017"	1.08
LC-1647*	140	12	.017"	1.38
LC-1648	10	4	.037"	.66
LC-1649	15	5	.037"	.84
LC-1650	25	5.5	.037"	.99
LC-1651	35	6	.037"	1.11
LC-1652*	50	8	.037"	1.32
LC-1653	6	3.5	.073"	.75
LC-1654	15	5.5	.073"	.93
LC-1655*	25	9	.073"	1.23

* Indicates DOUBLE BEARING type.

TINY MITE DUAL CONDENSERS



The two end pieces are held together firmly with insulated tie rods, and a separate round plate on the rotor rod is provided to shield the two stator sections.

Cat. No.	Cap. per sec. Max.	Min.	Gap Air	Net Price
LC-1660	15	3	.017"	$1.32
LC-1661	25	4	.017"	1.44
LC-1662	50	6	.017"	1.65
LC-1663	100	9	.017"	1.80
LC-1664	10	4	.037"	1.50
LC-1665	15	5	.037"	1.65
LC-1666	25	5.5	.037"	1.80
LC-1667	35	6	.037"	1.98

TINY MITE AIR PADDERS

Holds constant capacity under varying atmospheric conditions or vibration. Fits into 1½" dia. coil form. Ideal for trimming, tuning or padding components used in highfrequencycircuits.

Cat. No.	Max. Cap. mmfd.	Min. Cap. mmfd.	Air Gap	Net Price
LC-1680	15	3	.017"	$0.66
LC-1681	25	4	.017"	.72
LC-1682	50	6	.017"	.84
LC-1683	75	7	.017"	.93
LC-1684	100	9	.017"	1.05

UNIVERSAL NEUTRALIZING CONDENSERS

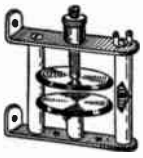

Can be mounted with plates in either horizontal or vertical position for most efficient layout. Solid frame construction. Two heavy duty Alsimag 196 pillars insulate rotor from stator. All metal parts are aluminum. Plates are rounded and buffed.

Cat. No.	Plate Dia.	Recommended for	Net Price
1000	1 3/32"	T40, 35T, HF100	$1.65
1001	2 13/16"	T200, 250T, etc.	2.40
1002	4 3/4"	750T, etc.	3.30

MIDGET CONDENSERS



A superior built condenser for mid line tuning. Positive wiping contact with screw adjustment eliminates mechanical noises on high frequencies. Isolantite insulation. Soldered brass plate assemblies. Heavy aluminum end plates with closely fitted bearings for smooth operation. Carefully designed and constructed for maximum efficiency. Extended shaft from rear for ganging several units.

Cat. No.	Max. Cap. mmfd.	Min. Cap. mmfd.	Plates	Net Price
926	15	3	3	$0.75
900	20	3	3	.78
902	35	4	5	.84
903	50	5	7	.90
904	80	6	11	1.05
905	100	6	14	1.23
906	140	7	19	1.32
907	150	7	21	1.44
908	200	9	27	1.59
909	250	10	33	1.65
910	325	12	43	1.98

MULTI-SPACED MIDGET CONDENSERS

Cat. No.	Max. Cap. mmfd.	Min. Cap. mmfd.	Air Gap	Net Price
565	15	4	.060"	$0.99
897	35	6	.060"	1.11
898	50	7	.060"	1.32
899	75	8	.060"	1.71
941	100	10	.060"	1.98
965	35	9	.095"	1.32
966	50	11	.095"	1.65
967	75	14	.095"	1.98

DUAL MIDGET CONDENSERS



For short wave receivers and low power transmitters. Mounted on ceramic base. Construction similar to single midget condensers.

Cat. No.	Cap. per Sect. Max.	Min.	Air Gap	Net Price
911	100	6	.024"	$1.98
912	140	7	.024"	2.31
913	35	5	.060"	1.98
942	20	4	.060"	1.98
329	35	9	.095"	2.31
330	50	7	.060"	2.31
331	75	8	.060"	2.61

COMPACT NEUTRALIZING CONDENSERS

Tubular construction makes them extremely compact. No. NC-1928 uses ceramic insulation and is intended for use with 1000 volts or less. Nos. NC-1929 and NC-1930 use Lucite insulation and are for use with 2000 and 3000 volts respectively.

Cat. No.	Cap. Mmfd.	Recommended for	Net Price
NC-1928	.25 to 4	807, 6L6, etc.	$0.33
NC-1929	.25 to 4.75	HK-54, TZ-40, etc.	.75
NC-1930	1 to 9.5	100T, T-125, etc.	.96

BUD MIDGET CONDENSERS

These condensers are of the straight line frequency type. Panel or base mounting. Isolantite insulation. Closely fitted single end bearing for constant and definite capacity. Soldered brass plate assemblies.

Cat. No.	Max. Cap. mmfd.	Min. Cap. mmfd.	Plates	Net Price
324	10	2	2	$0.54
328	15	3	3	.54
323	20	3	3	.54
322	35	4	5	.60
148	50	5	7	.66
901	80	6	11	.75
321	100	6	14	.78
396	140	7	19	.87
320	150	7	21	.96

SINGLE BEARING DUAL-SPACED CONDENSERS

Spacing between plates .060".

Cat. No.	Max. Cap. mmfd.	Min. Cap. mmfd.	Net Price
327	6	2	$0.54
311	15	4	.66
319	35	6	.81
312	50	7	.90

MIDGET CONDENSERS

SEMI-CIRCULAR PLATE TYPE

Identical in construction to Bud Midline condensers except that plate design is semi-circular or straight-line capacity. Rotor plate diameter is 1½".

Cat. No.	Max. Cap. Mmfd.	Min. Cap. Mmfd.	Air Gap	Net Price
DOUBLE BEARING — SINGLE SPACING				
MC-1850	15	4	.024"	$0.78
MC-1852	35	5	.024"	.84
MC-1853	50	6	.024"	.90
MC-1855	100	7	.024"	1.23
MC-1857	150	9	.024"	1.47
MC-1858	200	9	.024"	1.59
MC-1859	250	10	.024"	1.65
MC-1860	320	13	.024"	1.98
MULTI-SPACING				
MC-1861	15	5	.060"	$0.99
MC-1862	35	7	.060"	1.11
MC-1863	50	8	.060"	1.32
MC-1864	75	10	.060"	1.71
MC-1865	100	13	.060"	1.98
MC-1866	35	9	.095"	1.32
MC-1867	50	10	.095"	1.65
MC-1868	75	14	.095"	1.98
SINGLE BEARING — SINGLE SPACING				
MC-1870	15	4	.024"	$0.51
MC-1872	35	5	.024"	.57
MC-1873	50	6	.024"	.63
MC-1875	100	7	.024"	.75
MC-1876	140	7	.024"	.81
DOUBLE SPACING				
MC-1879	15	5	.060"	$0.60
MC-1880	35	7	.060"	.75
MC-1881	50	8	.060"	.84

6L6 NEUTRALIZING CONDENSER

For 6L6, 6V6, 807, RK41, RK39, etc. Small, compact and well built. Heavy 1" dia. aluminum plates with edge rounded and polished. Thumb nut locking device.

Cat. No.	Capacity mmfd.	Net Price
890	.5 to 9	$0.60

NET

NOTE: ALL PRICES ON THIS PAGE HAVE BEEN CHANGED. WRITE FOR NEW LISTING.

BUD RADIO PRODUCTS

SECTIONAL CABINET RELAY RACK

Build a cabinet rack to your required height without having waste space. A complete rack from 3½", progressing in multiples of 1¾" to any desired height. Side wall sections are 14½" deep. Front and back flanges drilled and tapped for 10-32 screw. Fit both W.E. and Amateur type rack panels. Dust covers can be supplied as listed. Made from heavy gauge steel, finished in durable black crackle. Supplied with necessary hardware.

No.		Net Price
1300	Base Assembly— Size 20¼" x 15¾" x 2½"	$3.00
1301	Top Cover. 19¼" x 14 1/16" x ½"	1.65

Side Wall Sections

Consist of two side wall sections complete with mounting brackets, bolts, nuts, etc.

Cat. No.	Size	Net Price
1302	3½" x 14½"	$1.35
1303	5¼" x 14½"	1.50
1304	7" x 14½"	1.65
1305	8¾" x 14½"	1.98
1306	10½" x 14½"	2.19
1307	12¼" x 14½"	2.64
1308	14" x 14½"	2.79
1309	15¾" x 14½"	3.00
1310	17½" x 14½"	3.30
1311	19¼" x 14½"	3.45
1312	21" x 14½"	3.60

Dust Cover Back Sections

Slotted to fit standard rack drilling.

Cat. No.	Size	Net Price
1313	3½" x 19"	$0.51
1314	5¼" x 19"	.60
1315	7" x 19"	.66
1316	8¾" x 19"	.84
1317	10½" x 19"	.99
1318	12¼" x 19"	1.14
1319	14" x 19"	1.35
1320	15¾" x 19"	1.50
1321	17½" x 19"	1.65
1322	19¼" x 19"	1.80
1323	21" x 19"	1.98

MIDGET RELAY RACKS

An ideal unit for that low power transmitter, amplifier or test panel. Made of heavy gauge sheet steel. Black crackle enamel finish. Drilled to fit 19" rack panels. Light in weight, sturdily built. Shipped knocked down with necessary hardware. Easy to assemble.

No. 1248—Over-all height 24", width 20". Depth of base 12". Panel space 21".
Net Price $3.75

No. 1249—Over-all height 31", width 20". Depth of base 12". Panel space 28".
Net Price $4.95

PROFESSIONAL CABINET RACKS



A sturdy, stylish rack for Commercial, Amateur and Industrial use. Made from 16 gauge steel throughout. Black crackle finish. Drilled and tapped for 10-32 screw to fit either W.E. or Amateur notched rack panels. Sides louvred for ample ventilation. Hinged rear door has two snap catches. Shipped knocked down with all screws, nuts and washers.

No. 874 — Height 47", width 21", depth 17". Panel space 42".
Net Price $21.60

No. 875 — Height 66½", width 21", depth 17". Panel space 61¼".
Net Price $26.70

No. 884—Height 82", width 21", depth 17". Panel space 77".
Net Price $32.40

GENERAL CABINET RACKS

Ideal for transmitters, Public Address and Laboratory equipment. Made from 1/16" thick, cold rolled steel. Beautifully finished in black crackle. All joints welded. Louvred for ventilation. Drilled and tapped 10-32 for either W.E. or Amateur notched 19" rack panels. Hinged doors have nickel plated snap catch. No. 697 and 698 have solid top construction.

No.	H.	W.	D.	Panel Space	Net
694	9"	x19⅛"	x13¾"	8¾"	$4.80
695	10¾"	x19⅛"	x13¾"	10½"	6.00
696	17¾"	x19⅛"	x14½"	17½"	9.00
697	26½"	x19⅛"	x14½"	26¼"	9.75
698	35¼"	x19⅛"	x14½"	35"	11.40

Trim can be supplied for above racks. See Bud Catalogue.

STANDARD RELAY RACKS

Made to standard specifications. ⅛" x 3" steel channels braced with ⅛" steel brackets. Holes drilled and tapped 10-32. Will fit W.E. or Amateur notched 19" rack panels. Black crackle finish. Shipped knocked down with necessary hardware.

No. 1263—Over-all height 35½", width 20". Base Depth 22", Panel space 31½". Shpg. Wght. 32 lbs.
Net Price $9.60

No. 1264—Over-all height 70½", width 20", Base depth 22", panel space 66½". Shpg. Wght. 45 lbs.
Net Price $11.40

No. 1265 — Heavy Duty commercial type. Height 72½", width 20". Base depth 15", Panel space 66½". Shpg. Wght. 90 lbs.
Net Price $21.60

ASK FOR A COMPLETE BUD CATALOGUE

STREAMLINE CABINET RACKS



Rounded corners at the front of these cabinets add an ultra-modern touch to an already pleasing appearance. Constructed from heavy 16 gauge steel. Trimmed at top and bottom with chrome strip moulding. Drilled and tapped 10-32 to fit either W.E. and/or Amateur notched rack panels. Sides are louvred for ventilation. Full length rear door has two snap catches. Overall width is 22". Inside depth clearance 16". Supplied with interlock switch bracket for safety. Shipped knocked down with all necessary hardware for easy assembly. Finished in Crackle enamel, GREY or BLACK optional as requested. Sides without louvres for bays can be supplied when so ordered.

Cat. No.	Overall Height	Panel Space	Shipping Weight	Net Price
CR-1771	47"	42"	100 lbs.	$26.40
CR-1772	66½"	61¼"	140 lbs.	31.50
CR-1773	82"	77"	165 lbs.	37.50

STREAMLINE GENERAL CABINET RACKS

A beautiful streamline effect has been added to these cabinets by putting a radius on the front vertical edges. These are ideal housings for transmitters, Amplifiers, etc. Panels are recessed to fit flush with front of cabinet. Drilled and tapped 10-32 to fit either W.E. or Amateur notched rack panels. All sizes have recessed hinged cover in top with snap catch. The three larger sizes also have hinged rear door with snap catch. Chrome trim moulding is attached to top and bottom of cabinet. Overall width 22", depth 14¾". GREY or BLACK crackle finish optional. Shipped completely assembled with all necessary hardware.

Cat. No.	Panel Space	Overall Height	Net Price
CR-1741	8¾"	10¾"	$ 7.50
CR-1742	12¼"	14¼"	9.00
CR-1743	17½"	19½"	12.00
CR-1744	26¼"	28¼"	13.50
CR-1745	35"	37"	15.00

SMALL CABINET RACK

This small, inexpensive cabinet is ideal for emergency transmitters and has many other uses. Made of sheet steel, welded corners, hinged rear door has key lock. Overall size 18" wide, 21¼" high, 10" deep. Will take chassis 8½" deep x 15" wide. Black crackle finished. Supplied complete with one 10½" x 16½" and one 8¾" x 16½" panel.

Cat. No.	Shipping Weight	Net Price
RC-1749	25 lbs.	$7.50

NOTE: ALL PRICES ON THIS PAGE HAVE BEEN CHANGED. WRITE FOR NEW LISTING.

BUD RADIO PRODUCTS

OSCILLOSCOPE CABINETS

A size for 1", 2" and 3" cathode-ray tubes. Ideal for housing experimental television equipment. Rounded front corners. Louvres on sides for ventilation. Black crackle finish. Supplied complete with chassis and bakelite terminal strip.

Cat. No.	Height	Width	Depth	Chassis Size	Net Price
C-1754	7 "	8 "	7½"	7⅜x5¾x1½"	$3.60
C-1755	8 "	8½"	11 "	10⅞x5¼x2 "	4.20
C-1756	9½"	9½"	15 "	14⅞x5¼x3 "	4.80

SLOPING PANEL CABINETS

Excellent as housings for field strength meters, frequency meters, laboratory equipment, etc. The entire front panel is removable so chassis can be attached. Vertical portion of panel is 2¼" high for mounting dial plates. Made of sheet steel, solidly welded and black crackle finished.

Cat. No.	Width	Depth	Height	Net Price
C-1584	7"	7¼"	6½"	$1.95
C-1585	9"	7¼"	6½"	2.25
C-1586	11"	7¼"	6½"	2.55

METAL CARRYING CASES

Ideal for housing portable tansceivers, amplifiers, etc. Removable front and rear panels. Ruggedly constructed yet light in overall weight. Black crackle finished. All seams and corners reinforced and spot welded. Substantial leather carrying handle.

Cat. No.	Size	Net Price
1096	6" x 7" x 12"	$1.59
1097	7" x 7¾" x 15"	1.95
1100	7" x 10" x 10"	1.80

SPEAKER CABINETS

For housing loud speakers in portable and permanent installations. Solidly constructed from cold rolled sheet steel. Fully enclosed. Back cover louvred for ventilation. Metal grill over speaker opening protects speaker. Black crackle finish. Has carrying handle.

Cat. No.	Speaker Size	Cabinet Size	Net Price
471	6"	9x 9x6	$2.25
472	8"	11x11x7	2.76
473	10"	13x13x8	3.60
474	12"	15x15x8	4.80

STREAMLINE AMPLIFIER FOUNDATIONS

Rounded edges on cover. Grill work in top and louvres in sides of cover for ventilation. Chrome trim and handles. Cover attached by chrome thumb screws. Overall height 9", chassis height 3". BLACK or GREY crackle finish optional.

Cat. No.	Chassis Width	Chassis Depth	Net Price
CA-1750	10"	5"	$2.40
CA-1751	12"	7"	2.85
CA-1752	17"	7"	3.45
CA-1753	17"	10"	3.90

AMPLIFIER FOUNDATION KIT



An amplifier built on these foundation kits will have real professional appearance. Chassis is formed from heavy-gauge cold-rolled steel. Corners are folded over and welded. Shield cover is sheet metal perforated in cane design. Finished in black crackle. Chassis furnished undrilled.

No.	Overall Size	Chassis Height	Net Price
699	5" x 9½" x 8¼"	2½"	$1.50
1125	5" x 13½" x 8¼"	2½"	1.77
1126	7" x 17" x 8¼"	2½"	2.19
1127	10" x 17" x 8¾"	3"	2.70
1128	10" x 12" x 8¾"	3"	2.25

METER CASES

A convenient and safe means for making portable instruments out of any 2" and 3" round or square panel mounting meters. Several sizes for 1, 2 and 3 meters. Made of sheet steel. Black Crackle finish. Size 4" deep, 4½" high. Insulators supplied only on one meter cases.

Cat. No.	Meters	Hole Dia.	Net Price
CM-1241	1	2 3/16"	$0.90
CM-1687	2	2 3/16"	1.35
CM-1688	3	2 3/16"	1.80
CM-1242	1	2 13/16"	.90
CM-1689	2	2 13/16"	1.35
CM-1690	3	2 13/16"	1.80

BUD BOX TYPE SHIELDS

These shields are recommended to shield transformers, audio chokes, variable gang condensers, etc., and isolate them from other circuits in the instrument, thereby eliminating magnetic and electrostatic interference. Made from cold rolled sheet steel. All seams and corners spot welded for rigidity. Formed flanges on bottom to attach to chassis. Finished in black crackle enamel. Size 4½" x 7½" x 5" high.

No. 1244—Net Price $0.66

STREAMLINE CABINETS

Distinctive styling for receivers, instruments etc. Rounded front vertical edges. Hinged top. All corners spot - welded. Black crackle finish. Height 8", depth 8¼".

Cat. No.	Panel Size	Overall Width	Net Price
C-1746	8"x10"	12½"	$2.25
C-1747	8"x12"	14½"	2.55
C-1748	8"x14"	16½"	2.85

METAL CABINETS



Made from heavy gauge sheet steel, all corners reinforced and spot welded. Hinged lid, louvres on side. Removable front panel. Black crackle finish.

Cat. No.	Size—Inches High Wide Deep	Net Price
973	7 x 8 x 7½	$1.65
993	7 x 10 x 6	1.65
994	7 x 12 x 7½	1.95
995	7 x 14 x 7½	2.10
999	7 x 10 x 8	1.95
1190A	8 x 16 x 8	3.54
975A	9 x 15 x 11	3.87

METAL BOX CABINETS

Excellent for housing Monitors, oscillators, receivers, etc. Front and back panels removable. Black crackle finish.

Cat. No.	Size—Inches W	L	H	Net Price
883	2" x	4" x	4"	$0.54
728	3" x	5" x	4"	.60
1098	6" x	6" x	6"	.69
1099	5" x	6" x	9"	1.05
879	7" x	8" x	10"	1.35
1124	6" x	7" x	12"	1.41
880	8" x	10" x	10"	1.65
881	8" x	11" x	12"	1.80
882	7" x	9" x	15"	1.95

CHASSIS DECKS

These mounting bases will fit Bud metal box cabinets. Made of rust proof zinc coated steel and sturdily constructed. Can be mounted to panel any height from bottom.

Cat. No.		Net Price
522	Fits No. 1098 Cabinet	$0.27
523	Fits No. 1099 Cabinet	.24
524	Fits No. 879 Cabinet	.36
525	Fits No. 1124 & 1096 Cabinet	.30
526	Fits No. 880 Cabinet	.42
527	Fits No. 881 Cabinet	.45
528	Fits No. 882 Cabinet	.39
536	Fits No. 1097 Cabinet	.36
537	Fits No. 1100 Cabinet	.42

NET

NOTE: ALL PRICES ON THIS PAGE HAVE BEEN CHANGED. WRITE FOR NEW LISTING.

BUD RADIO PRODUCTS

STEEL CHASSIS BASES

Made of heavy gauge bright finish cold rolled sheet steel. Ends are folded down and spot welded. Folded over on bottom to attach bottom plate. Supplied undrilled in the following sizes.

(Zinc Plated) Cat. No.	Net Price	Chassis Size Inches 20 Gauge	(Black Crackle) Cat. No.	Net Price
645	$0.54	5x 9½x2½	644	$0.54
776	.45	5x 9½x1½	788	.45
1191	.54	7x 7 x2	789	.54
1192	.60	7x 9 x2	790	.60
1193	.66	7x11 x2	791	.66
1194	.72	7x13 x2	646	.72
1198	.66	5x13½x2½	647	.66
1189	.90	7x15 x3	649	.90
666	.96	8½x15 x3	665	.96
1066	.75	4x17 x3	1068	.75
1199	.87	7x17 x2½	648	.87
1195	.96	10x12 x3	652	.96
779	1.02	10x14 x3	653	1.02
774	.96	8x17 x2	650	.96
775	1.02	8x17 x3	651	1.02
769	1.02	10x17 x2	654	1.02
637	.90	10x17 x3	636	.90
		18 Gauge		
1196	1.08	10x17 x3	655	1.08
1197	1.38	10x23 x3	656	1.38
770	1.23	11x17 x2	657	1.23
771	1.35	11x17 x3	658	1.35
661	1.26	12x17 x2	663	1.26
662	1.38	12x17 x3	664	1.38
772	1.50	13x17 x2	659	1.50
773	1.65	13x17 x3	660	1.65
641	1.44	10x17 x4	640	1.44
643	1.80	13x17 x4	642	1.80
624	2.10	10x17 x5	623	2.10
626	2.40	13x17 x5	625	2.40

HEAVY DUTY CHASSIS

Made of 16 Ga. steel. Supplied complete with bottom plate.

Black Crackle Cat. No.	Electro-Zinc Plated Cat. No.	Size—Inches D.	W.	H.	Ship. Wt. Lbs.	Net Price
CB-1757	CB-1764	8	17	2	14	$1.62
CB-1758	CB-1765	8	17	3	15	1.80
CB-1759	CB-1766	11	17	2	19	1.80
CB-1760	CB-1767	11	17	3	20	1.95
CB-1761	CB-1768	13	17	2	21	2.10
CB-1762	CB-1769	13	17	3	22	2.31
CB-1763	CB-1770	13	17	4	24	2.55

CHASSIS BOTTOM PLATES

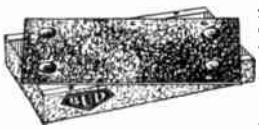

These plates make excellent dust covers and conceal the wiring and component parts in the chassis. Four formed bosses act as feet and eliminate marring or scratching table.

Zinc Coated Cat. No.	Black Crackle Cat. No.	Bottom Plates Listed Fit the Following Size Chassis Bases	Net Price
667	680	5" x 9½"	$0.27
668	681	7" x 7"	.30
669	682	7" x 9"	.33
670	683	7" x 11"	.39
671	684	7" x 13"	.42
672	685	5" x 13½"	.33
513	516	7" x 15"	.45
1067	1069	4" x 17"	.36
673	686	7" x 17"	.48
674	687	8" x 17"	.48
675	688	10" x 12"	.48
514	517	10" x 14"	.51
676	689	10" x 17"	.60
677	690	11" x 17"	.66
678	691	12" x 17"	.72
679	692	13" x 17"	.75
515	518	10" x 23"	.81

RELAY RACK PANELS

These panels are 19" long. Widths are $\frac{1}{32}$" undersize for easy fit. Black crackle finish. STEEL panels are ⅛" thick and notched either W.E. or Amateur standard. **Specify "A" for Amateur or "W" for Western Electric notching after catalog number.** MASONITE panels are $\frac{3}{16}$" thick, tempered, tough, non-magnetic and can be worked same as wood. Supplied in "A" notching only.

STEEL No.	Net	Panel Size	MASONITE No.	Net
1250	$0.45	1¾" x 19"	1588	$0.33
1251	.51	3½" x 19"	1588	.42
1252	.63	5¼" x 19"	1590	.57
1253	.66	7" x 19"	1591	.63
1254	.84	8¾" x 19"	1592	.75
1255	1.02	10½" x 19"	1593	.87
1256	1.20	12¼" x 19"	1594	.99
1257	1.38	14" x 19"	1595	1.11
1258	1.56	15¾" x 19"	1596	1.26
1259	1.74	17½" x 19"	1597	1.41
1260	1.86	19¼" x 19"	1598	1.56
1261	2.10	21" x 19"	1599	1.71

METER PANELS

Made in STEEL and MASONITE. Same specifications as Rack Panels. 5¼" high, 19" long. Black crackle finish. Hole diameter $2\frac{13}{16}$" to fit 3" meters and $2\frac{3}{16}$" to fit 2" meters.

STEEL No.	Holes	Net	Size	MASONITE No.	Holes	Net
440	3	$0.99	$2\frac{3}{16}$"	509	3	$0.87
441	5	1.47	$2\frac{3}{16}$"	510	4	.99
442	3	.99	$2\frac{13}{16}$"	511	3	.87
443	5	1.47	$2\frac{13}{16}$"	512	4	.99

RELAY RACK PANELS (Door Type)



Ideal for use in speech amplifiers. Exciter units, etc. Made from steel ⅛" thick. Hinged door is 5¾" W. x 12" L. has snap catch. Sufficient margin on panel for meters, dials, etc. Panels listed (cut-out) have hole for glass window. Glass not supplied. Finished in Black Crackle. NOTCHED AMATEUR STANDARD ONLY.

Cat. No.	Length	Width	Type	Net Price
615	19"	10½"	Door	$2.34
616	19"	12¼"	Door	2.70
617	19"	10½"	Cut-out	1.95
618	19"	12¼"	Cut-out	2.25

CHASSIS MOUNTING BRACKETS

These brackets are made of heavy gauge sheet steel. Black crackle finish. Fit 7" high or larger panels. Have a 1" panel mounting flange which is cut away at bottom so chassis can be mounted flush against panel.

No.	Height	Length		Net Price
458	6½"	x 8"	for 3" H. chassis	$0.54 pr.
448	6½"	x 10"	for 3" H. chassis	.75 pr.
459	6½"	x 11"	for 3" H. chassis	.84 pr.
449	6½"	x 12"	for 3" H. chassis	.93 pr.
460	6½"	x 13"	for 3" H. chassis	.99 pr.
450	8½"	x 10"	for 4" H. chassis	1.05 pr.
451	8½"	x 13"	for 4" H. chassis	1.20 pr.

CABINET RACK DOLLIES

Solid steel frames have black crackled finish. Ball bearing swivel casters have composition wheels which do not scratch polished floors. Nos. 505 and 506 fit cabinets having up to 17" x 21" base. Nos. 507 and 508 fit cabinets having up to 18" x 22½" base.

Cat. No.	Type	Wheel Diam.	Net Price
RD-505	Light Duty	1½"	$3.45
RD-506	Heavy Duty	2"	5.25
RD-507	Light Duty	1½"	4.05
RD-508	Heavy Duty	2"	5.85

REMOVABLE TOP CHASSIS

A new design and easy to punch chassis. Top is removable for easy layout of parts and to work with. Can be discarded and new top put on for change in layout. Made of heavy gauge steel. Welded corners.

COMPLETE CHASSIS

Black Crackle Cat. No.	Electro-Zinc Plated Cat. No.	Size—Inches D.	W.	H.	Net Price
CB-196	CB-193	10	17	3	$1.20
CB-197	CB-194	10	17	4	1.62
CB-251	CB-210	13	17	3	1.80
CB-252	CB-211	13	17	4	2.25
REPLACEMENT CHASSIS TOPS ONLY					
RT-198	RT-195	10	17		$0.60
RT-253	RT-212	13	17		.75

RACK MOUNTING BRACKETS

For mounting shelves and chassis to rack panels. Are triangular in shape, so that they may be used in numerous ways. Made from heavy gauge cold rolled steel. Finished in black crackle enamel.

	Net Price
No. 1266—5" Brackets	$0.42 per pr.
No. 1267—7" Brackets	.54 per pr.
No. 1268—9" Brackets	.66 per pr.

INTER-STAGE SHIELDS



These shields are ideal for use on receiver and transmitter chassis for eliminating interstage coupling and isolating component parts. Made of 20 gauge electro zinc coated steel. Folded on front and bottom for fastening to panel or chassis.

	Net Price
No. 1246—5½" high, 7" long	$0.21
No. 1247—5½" high, 10" long	.27
No. 1245—6½" high, 10" long	.30

Rack, Meter and Door Panels, also other metal items listed GREY Crackle finish optional can be so supplied at no additional cost. Other metal items in Grey are special so add 10% to net price.

NOTE: ALL PRICES ON THIS PAGE HAVE BEEN CHANGED. WRITE FOR NEW LISTING.

BUD RADIO PRODUCTS

CODE PRACTICE OSCILLATOR

For individual or group practice. Uses 117L7GT tube and works on A.C. or D.C. Has provision for two keys and an additional speaker. Two tones selected by switch on front panel. Comes complete with built in dynamic speaker and tube.

Cat. No.		Net Price
CPO-120	Oscillator	$7.95
CPS-121	Add. Spkr.	1.90

WAVEMETER

A highly useful device for the proper adjustment and operation of an amateur transmitter. Necessary for detecting harmonics, standing waves, neutralization, etc. Comes with dial plate calibrated from 10 to 160 meters and bandswitch on front panel. Indicator bulb supplied.

Cat. No.	Net Price
WM-77	$4.35

OPEN END CHASSIS

These light weight steel chassis fit BUD metal cabinets and have many other uses. Ends are folded over ⅜" for additional strength. Zinc plated finish.

Cat. No.	Size—Inches D.	W.	H.	Fits Cab. No.	Net Price
CB- 38	7	6	2	C-1584	$0.36
CB- 30	5	7	1½	.....	.30
CB- 41	7	7	1½	C-973	.39
CB- 39	7	8	2	C-1585	.42
CB-996	5½	9	1½	C-993	.36
CB-976	7½	9	1½	C-999, C-1746	.45
CB- 40	7	10	2	C-1586	.45
CB-997	7	11	1½	C-994, C-1747	.48
CB-998	7	13	1½	C-995, C-1748	.57
CB- 34	10¾	14	2	C-975A	.87
CB- 35	7¾	15	2	C-1190A	.75

PANELS

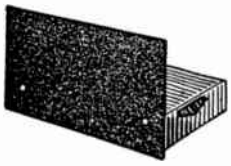

Metal panels are 16 Ga. cold rolled steel.
Masonite panels are 3/16" thick, easy to drill and work. Both types are black crackle finished.

STEEL Cat. No.	Net	Size	MASONITE Cat. No.	Net
1200	$0.27	7x 8	.....	$ .....
1201	.33	7x10	607	.39
1202	.39	7x12	608	.45
1203	.45	7x14	609	.51
239	.39	8x10	606	.45
240	.45	8x12	610	.51
1204	.48	8x14	611	.57
1205	.54	8x16	612	.66
1187	.60	8x18	.....	.....
1188	.69	8x19	.....	.....
700	.57	9x15	613	.69

500 WATT R.F. AMPLIFIER KITS



Unusual features not previously found in the average push-pull radio-frequency Amplifier are incorporated in these kits giving the amateur a really different "Final" of high efficiency, new type layout and design. Semi-skeleton style of construction. No closed metallic loops to cause losses due to circulating currents, etc. Layout symmetrical for both parts and wiring. Uses standard, medium power triode tubes. Kits come with drilled panel and formed and drilled metal parts. All kits come complete, less Meters, Tubes and Coils. Use BUD OCL and VCL coils with these amplifiers.

BPA	500	For 5, 10, 20 and 40 meters.	Net Price $24.00
BPA	500-LF	For 20, 40, 80 and 160 meters.	Net Price 25.50
BPA	500-S	Foundation kit. (Drilled panel, semi-chassis and brackets)	Net Price 3.60

BUD PANEL BEARING ASSEMBLY

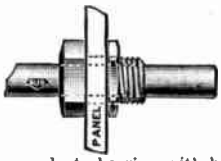

Is ideal for use with rigid or flexible couplings when mounting volume controls, condensers, etc. back from the panel. Shaft is slotted and held securely to bearing with horse-shoe washers to keep shaft from shifting. Brass bearing fits up to 5/16" thick panel.

No.		Net Price
530	Overall length 6"	$.24
531	Overall length 3"	.18
532	Bearing only	.09

BUD TUNING DIALS

For Use on Transmitters and Other Equipment

Made of heavy gauge brass, spun and chrome plated. Black die stamped numerals. Large bakelite knob, brass insert. Insulated from shaft. Supplied with No. 1736 Indicator.

FLUTED KNOBS—180 DEG.

Cat. No.	Dial Div.	Diam.	Net Price
D-1732	0-100	2¾"	$0.87
D-1733	100-0	2¾"	.87
D-1734	0-100	4"	1.35
D-1735	100-0	4"	1.35

TAPERED KNOBS—180 DEG.

D-713	0-100	2¾"	.75
D-714	100-0	2¾"	.75
D-715	0-100	4"	1.11
D-716	100-0	4"	1.11

INDICATORS ONLY

Cat. No.	Type	Net Price
IN- 723	Vernier Indic. for 2¾" Dials.	$0.18
IN- 725	Vernier Indic. for 4" Dials.	.18
IN-1736	Single Line Indicator.	.06

ETCHED DIAL PLATES (Plain)

These dial plates are made of high grade tempered aluminum. Raised polished dial divisions and numerals on black satin finish background. Center hole will fit over ⅜" bushing.

Cat. No.	Size	Arc	Calibrated	Net Price
1175	3"	180°	0 to 100	$0.18
1176	3"	180°	100 to 0	.18
1177	2"	180°	0 to 100	.12
1178	2"	180°	100 to 0	.12

WITH MARKING

2" Dia. calibrated 0-100 in 300° rotation.

Cat. No.	Marking	Net Price
1224	Record	$.12
1225	Microphone	.12
1226	Gain	.12
1227	Tone	.12
1179	.....	.12
1228	Tone Control (arrow calib.)	.12
1229	Volume (arrow calib.)	.12
1273	Marked 1 to 5 for sw.	.12

RECTANGULAR TYPE

Size 1 11/16"x2¼". Calibrated 0-10 in 300° rotation.

Cat. No.	Marking	Net Price
978	Record	$.12
979	Microphone	.12
980	Gain	.12
981	Tone	.12
982	.....	.12

JACK NAME PLATES

For identifying input and output circuits. Polished letters on black satin background. Fit on ⅜" dia. bushings. 1⅛" diameter.

No.	Marking	Net Price
1180	Microphone	$$.09
1181	Phono Pick Up	.09
1182	Phones	.09

NET

NOTE: ALL PRICES ON THIS PAGE HAVE BEEN CHANGED. WRITE FOR NEW LISTING.

BUD RADIO PRODUCTS

LATTICE-WOUND R.F. CHOKES

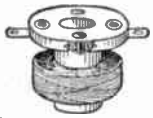

Low D.C. resistance, high impedance. Moisture proof; low distributed capacity. Wound on Isotex.

No.	M.H.	Net	No.	M.H.	Net
1212	2.5	$.21	1217	16	$.33
1213	3.4	.24	1218	30	.36
1214	5.5	.27	1219	60	.45
1215	8.	.27	1220	80	.48
1216	10.	.30			

MAGICORE "HY-Q" R.F. CHOKES

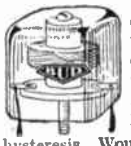

IRON CORE

These new metallic alloy core chokes have nearly double Q factor of air core coils. High permeability with minimum hysteresis. Wound with silk covered enamel wire.

SHIELDED

Cat. No.	Inductance	Net Price
1277	1.5 M.H.	$0.51
1278	2.5 M.H.	.51
1279	3.4 M.H.	.54
1280	5.5 M.H.	.54
1281	8 M.H.	.60
1282	10 M.H.	.60
1283	16 M.H.	.69
1284	30 M.H.	.69
1285	60 M.H.	.78
1286	80 M.H.	.87
1287	125 M.H.	1.08

HY-FREQUENCY R.F. CHOKES



For H.F. receivers and low powered transmitters. Wound with SSE wire on Isolantite core. Extremely low distributed capacity.

Cat. No.	Inductance	Net Price
920	2.5 M.H.	$0.27
922	5.5 M.H.	.36
923	8. M.H.	.45
924	10. M.H.	.51

BUD H.F. TRANSMITTING CHOKE



This newly designed choke is for use with the new medium power transmitting tubes in high and ultra-high frequency circuits. Three lateral wound pies on ¼" diameter Isolantite core. Heavy strap leads. Size ¾" diameter by 1½" long. Inductance, 2.5 M.H.; D.C. Res. 16 ohms; Current Cap. 250 MA. continuous; Dist. Cap. 2 mmfd.

No. 876 .....Net Price $0.51

ASK FOR A COMPLETE BUD CATALOG

Which Describes Numerous Other Money Saving Items Not Listed Here

ISOTEX SOCKETS

Moisture-proof, high surface resistance. Low loss effect. Sub-panel, base-mounting. Size 2¼" x 1⅝".



No.		Net	No.		Net
954	4 pr.	$.24	957	7 Sm.	$.30
955	5 pr.	.24	958	7 Lge.	.30
956	6 pr.	.27	959	8 Pr.	.33

BUD TUBE SOCKETS

Made of Bakelite

Are constructed of the finest materials throughout, using genuine phosphor bronze contacts. Top is grooved for tube guide. Excellent for regular as well as experimental work. Used as standard equipment by manufacturers of test equipment.

PANEL MOUNT

No.		Net Price
268	4 Prong	$0.15
269	5 Prong	.15
270	6 Prong	.18
271	7 Prong Lge.	.18
983	7 Prong Sm.	.18
1060	5, 6, Sm. 7 Pr. Comb.	.21
1061	7 Prong Combination	.18
1062	4, 5, 6 Prong Comb.	.21
1063	8 Prong, Octal	.21

BUD COMBINATION BASE OR PANEL MOUNT SOCKETS

Made of Bakelite

No.		Net Price
264	4 Prong	$0.18
265	5 Prong	.18
266	6 Prong	.21
267	7 Prong (Reg.)	.24
885	7 Prong (Small)	.24

TRANSMITTER R.F. CHOKES

Pie Wound

Exceptionally low power loss, no transmission bands. Continuous windings of 5 lateral wound tapered sections. Low D.C. resistance.

Ind. 2.8 M.H.; 5 ohms D. C. Res.; rating 1000 M.A.

No. 568... Net $1.05

Ind. 5.3 M.H.; 12½ ohms D.C. Res.; rating 500 M.A.

No. 569. ..... Net $0.90

U. H. F. linear wound, Ind. 15 micro-henries, .2 ohms D.C. Res.; rating 4 amps.

No. 570..... Net $0.60

BUD ULTRA HY-FREQ. R.F. CHOKE

A compact, well designed R.F. choke for use in ultra high frequency transmitters and receivers. Wound on Isolantite core. Size — 1½" long, 5/16" diameter, inductance 5.7 microhenries, resistance 1.4 ohms. Current rating—750 m.a.

No. 925..... Net $0.15

BUD TOGGLE SWITCHES

For controlling radio sets, small motors, lamps, etc. Underwriter approved. Rated 3 amps. at 125 volts or 1 amp. at 250 volts. Supplied in nickel plated or statuary bronze finish. Made by H&H for BUD. Packed 5 to Carton.

Cat. No.	Description	Shank Length	Net Price
1003	S.P.S.T.	7/16"	$0.24
1004	S.P.S.T.	¾"	.27
1005	S.P.D.T.	7/16"	.33
1006	S.P.D.T.	¾"	.36
1007	D.P.S.T.	7/16"	.45
1008	D.P.S.T.	¾"	.51
1009	D.P.D.T.	7/16"	.57
1010	D.P.D.T.	¾"	.60
1077	Closes 3 circuits for R.C.A., etc.	¼"	.42

BUD ROTARY SWITCHES

Positive contact rotary power switch, underwriter approved. Rated 3 amps. at 125 volts and 1 amp. at 250 volts. Copper plated steel encased, Bakelite insulation. Shafts are 1½" long. Made by H&H for BUD.

Cat. No.	Description	Shank Length	Net Price
499	S.P.S.T.	⅜"	$0.27
1070	S.P.S.T.	1"	.33
1071	S.P.D.T.	⅜"	.33
1072	S.P.D.T.	1"	.42
1073	D.P.S.T.	⅜"	.51
1074	D.P.S.T.	1"	.60
1075	D.P.D.T.	⅜"	.60
1076	D.P.D.T.	1"	.69

PUSH BUTTON SWITCHES

Two circuit non-indicating slow make and quick break momentary contact switch. One circuit is "ON" and the other is normally "OFF."

No. 743.....Price $0.42

FLEXIBLE COUPLINGS

For ganging units or shaft extensions. Fit ¼" diameter shafts.

No.	Dia.	Insulation	Net
855	1½"	Bakelite	$0.21
845	1"	Fibre	.15
795	1 1/16"	Isotex	.27

High Voltage Type

Glazed Isolantite Rod Insulation

No. 741—3¼" long... Net $0.48

No. 740—1¾" long....Net .39

HEAVY DUTY COUPLER

New type spring construction. Very flexible. Alsimag 196 disc is 1½" dia x 3/16" thick. Fits ¼" shafts.

Cat. No.	Insulation	Net
614	Alsimag 196	$0.45
619	Bakelite	.30

FLEX-O-SHAFTS

Will turn at angles up to 90 degrees. Free from back lash. ¼" hubs sweated on each end to fit any type coupling.

No. 859—Length 3"...Net $0.21

No. 860—Length 6"... Net .30

GIANT SOCKETS

For Transmitting Tubes

Base made of Isotex, glazed top and sides to resist moisture. Snug fitting machined jack type contacts.

226—50 watt size.....Net $0.60

227—For RK28, 803, etc. .....Net .90

POWER SWITCHES

These heavy duty switches are ideal for primary circuits in transmitters. They are D.P.S.T. but can be paralleled for larger capacity. Rated 12 amps. 125 volts. Size 1¾" x ¾" x ¾". Shank 5/16" long. Push button and Toggle types.

	Net Price
No. 1270—Push button	$1.20
No. 1269—Toggle	.69

BAT HANDLE SWITCHES

Same construction as regular toggle switch except handle is shaped like ball bat and is trifle longer. Nickel plated. Shank 7/16".

Cat. No.	Description	Net Price
SW-1115	S. P. S. T.	$0.24
SW-1118	S. P. D. T.	.33
SW-1119	D. P. S. T.	.45
SW-1120	D. P. D. T.	.57

ETCHED NAME PLATES

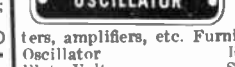

High quality aluminum used. Raised polished letters on black satin finish. For transmitters, amplifiers, etc. Furnished with following inscriptions:

Oscillator	Receive	Amplifier
Plate Volts	Send-Receive	Plate Voltage
Microphone	Power Amp.	Off-On
Input	Neutralizer	Class "B" Mod.
Monitor	Fader	Grid Current
Send	Antenna	Crystal Osc. Plate
Selector	Key	Microphone Current
Crystal Osc.	A.C. Input	200-Ohm Input
CW-Phone	Transceiver	200-Ohm Output
200-Ohm	Speech Amp.	500-Ohm Input
500-Ohm	Gain Control	500-Ohm Output
Tone Control	Grid	Radio
Output	Modulator	Record
Freq. Meter	Doubler	Speaker
Beat Osc.	Transmitter	

Net Price.....$0.06

NOTE: ALL PRICES ON THIS PAGE HAVE BEEN CHANGED. WRITE FOR NEW LISTING.

BUD RADIO PRODUCTS

BAND SWITCH ASSEMBLIES

Made in 50 and 100 watt sizes. No. OCS-1 is for oscillator and buffer use with capacity coupling. Nos. OCS-2 and XCS-2 are for single ended operation with link coupling. Nos. OCS-3 and XCS-1 are center tapped and center-linked. All types except Nos. OCS-16 and XCS-16 are for all band operation from 10 to 160 meters. Nos. OCS-16 and XCS-16 are for 10 and 160 meters only. All units tune with single 100 mmfd. condenser or dual 200 mmfd. condenser in split-stator. Supplied with nameplate, mounting hardware and instructions.

Cat. No.	Rating	Net Price
OCS-1	50 watts	$3.30
OCS-2	50 watts	4.50
OCS-3	50 watts	5.40
OCS-16	50 watts	2.10
XCS-1	100 watts	6.00
XCS-2	100 watts	5.40
XCS-16	100 watts	3.75

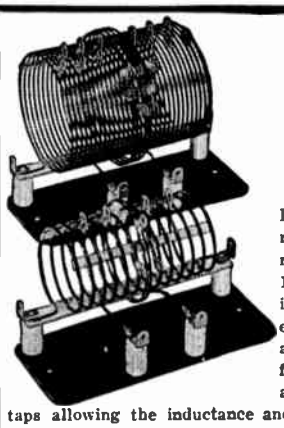

ANTENNA MATCHING NETWORK COILS

Designed to meet all of the various requirements encountered in antenna matching networks. Made in 500 and 1000 watt sizes and in two values of inductance. The low frequency coil in each size is for 40 to 160 meter operation and the high frequency coil is for 10 and 20 meter operation. Coil and links have a large number of taps allowing the inductance and coupling to be varied over a wide range.

Cat. No.	Rating	Range in Meters	Net Price
ACV-1	500 watts	40 to 160	$3.42
ACV-2	500 watts	10 to 20	2.64
ACM-1	1000 watts	40 to 160	6.60
ACM-2	1000 watts	10 to 20	5.10

EVER-READY TEST LEADS

Made of the finest quality insulated flexible wire. Black lead is negative, red positive.

No. 280—42" long. Supplied with spade terminals or phone tips.....**Net Price $0.36**

No. 184—42" long. Removable needle point inserted into the chuck; penetrates the insulation without injury; spade or phone tip terminals. .....**Net Price $0.39**

No. 1841—42" long. Long fixed needle point; spade or phone tip terminals...**Net Price $0.39**

No. 621—De-Luxe Test Leads—60" long. Heavy duty with removable tips; phone tip terminals; handles are polished hard rolled fibre; extremely flexible. Continuity test tips are the chuck type.....**Net Price $0.75**

BAR KNOBS

A B

Genuine bakelite. White pointer stripe. Has numerous uses.

No.	Type	Size	Color	Net Price
K-579	A	1¼"	Black	$0.06
K-580	A	1¼"	Walnut	.06
K-174	A	1¼"	Red	.09
K-204	A	1¼"	Green	.09
K-581	A	2¼"	Black	.08
K-582	A	2¼"	Walnut	.08
K-175	A	2¼"	Red	.11
K-205	A	2¼"	Green	.11
K-575	B	1¼"	Black	.06
K-576	B	1¼"	Walnut	.06
K-559	B	1¼"	Red	.09
K-577	B	2¼"	Black	.08
K-578	B	2¼"	Walnut	.08
K-560	B	2¼"	Red	.11

SEE BUD CATALOGUE FOR OTHER TYPES AND STYLES OF KNOBS.

NEUTRALIZING WRENCH

Inside of tube is broached. If end breaks part can be cut off.

No. 254—5½" long. Net Price.....$0.15
No. 255—8" long. Net Price..... .18
No. 256—12" long. Net Price..... .24

DE LUXE ADJUSTABLE NEUTRALIZING TOOL

No metal parts. Made of high di-electric, hard rolled fibre. Screw driver slides into one end of handle.

	Net Price
No. 236—Adjustable. 7" to 10".....	$0.39
No. 237—Adjustable. 11" to 17".....	.51

BUD NEUTRO-WRENCH

Alligator jaw type for knurled and hex head trimmers. Metal blade screw driver at other end.

NEUTRALIZING SCREW DRIVER

Hard rolled fibre handle.



No.	Net Price
235—No metal ends.....	$0.21
287—With metal blade.....	.21

4-IN-1 NEUTRALIZING AND ALIGNING TOOL

No.	Net Price
118	$0.39
119M—Majestic Attachment	.12
119C—Crosley Attachment	.15

ASK FOR A COMPLETE BUD CATALOGUE WHICH DESCRIBES NUMEROUS OTHER MONEY SAVING ITEMS NOT LISTED HERE

JEWEL LIGHT ASSEMBLIES

For Radio and Electric Panel Switchboards, Signal Devices, etc. Single hole mounting. Jewel holder, polished chrome plated brass. Specify color wanted.

Red, Green, Amber, Blue. Opal, Crystal

½" Dia. Jewel, Mtg. Bracket Depth 11/16" Mtg. hole dia. 7/16"

No.	Type Socket	Jewel	Net
JL 1692 F	Miniature	Facetted	$0.15
JL 1692 S	Miniature	Smooth	.15
JL 1693 F	Cand. 110 volt	Facetted	.18
JL 1693 S	Cand. 110 volt	Smooth	.18
JL 1694 F	Min. Bayonet	Facetted	.18
JL 1694 S	Min. Bayonet	Smooth	.18

¾" Dia. Jewel, Mtg. Bracket Depth 1⅛" Mtg. hole dia. 11/16"

JL 1695 F	110 volt	Facetted	.36

1" Dia. Jewel, Mtg. Bracket Depth 2" Mtg. hole dia. 1"

JL 1698 F	Cand. 110 volt	Facetted	.60
JL 1698 S	Cand. 110 volt	Smooth	.60
JL 1699 F	Min. Screw	Facetted	.60
JL 1699 S	Min. Screw	Smooth	.60
JL 1699 F	Min. Bayonet	Facetted	.60
JL 1699 S	Min. Bayonet	Smooth	.60

JEWEL HOLDERS

Fit panels up to ¼" thick. Specify color wanted.

Red, Green, Amber, Blue, Opal, Crystal

No.	Jewel	Size	Net
JL 1696 F	Facetted	½"	$0.09
JL 1696 S	Smooth	½"	.09
JL 1697 F	Facetted	¾"	.24
JL 1691 F	Facetted	1"	.51

NET

NOTE: ALL PRICES ON THIS PAGE HAVE BEEN CHANGED. WRITE FOR NEW LISTING

BUD RADIO PRODUCTS

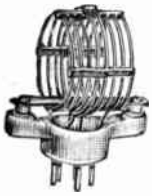

OSCILLATOR AND BUFFER COILS

Low loss, highly efficient, air wound. Windings are properly spaced and securely locked to acetate strips. Proper L/C ratio. Glazed ceramic base fits standard 5 prong tube socket. Conservative rating 50 watts.

OCL coils have link at center with main winding center tapped.

OEL coils have links at one end and are NOT tapped.

Cat. No.	Band	Capacity*	Net Price
CENTER LINKED AND TAPPED			
OCL-160	160 Meters	90 mmfd.	$0.99
OCL-80	80 Meters	75 mmfd.	.90
OCL-40	40 Meters	50 mmfd.	.90
OCL-10	10 Meters	28 mmfd.	.90
OCL-20	20 Meters	33 mmfd.	.90
OCL-5	5 Meters	18 mmfd.	.75
END LINKED NO TAP			
OEL-160	160 Meters	90 mmfd.	.99
OEL-80	80 Meters	75 mmfd.	.90
OEL-40	40 Meters	50 mmfd.	.90
OEL-20	20 Meters	33 mmfd.	.90
OEL-10	10 Meters	28 mmfd.	.90
OEL-5	5 Meters	18 mmfd.	.75
CENTER ADJUSTABLE LINK			
OLS-160	160 Meters	95 mmfd.	.99
OLS-80	80 Meters	75 mmfd.	.90
OLS-40	40 Meters	50 mmfd.	.90
OLS-20	20 Meters	33 mmfd.	.90
OLS-10	10 Meters	21 mmfd.	.90

* Denotes total capacity required to tune to resonance at the low frequency end of the band.

AIR-WOUND TANK COILS

A highly efficient air-wound inductance having the proper L/C ratio for phone operation. Large size enameled copper wire in the coil insures against heating losses. All coils have fixed center link. Windings are cemented to acetate strips. Alsimag 196 insulation. Nickel plated brass hardware.

Cat. No.	Band	Capacity*	Net Price
150 WATT			
RCL-160	160 Meters	87 mmfd.	$2.25
RCL-80	80 Meters	68 mmfd.	2.10
RCL-40	40 Meters	36 mmfd.	1.92
RCL-20	20 Meters	27 mmfd.	1.62
RCL-10	10 Meters	25 mmfd.	1.50
AM-1932	Mtg. base for above coils.		.48
500 WATT			
VCL-160	160 Meters	90 mmfd.	2.70
VCL-80	80 Meters	69 mmfd.	2.40
VCL-40	40 Meters	26 mmfd.	2.10
VCL-20	20 Meters	23 mmfd.	1.95
VCL-10	10 Meters	21 mmfd.	1.80
VCL-5	5 Meters	14 mmfd.	1.65
AM-1356	Mounting Base for Above Coils		.66
KILOWATT			
MCL-160	160 Meters	86 mmfd.	5.70
MCL-80	80 Meters	73 mmfd.	4.95
MCL-40	40 Meters	37 mmfd.	4.50
MCL-20	20 Meters	33 mmfd.	4.20
MCL-10	10 Meters	24 mmfd.	3.90
MCL-5	5 Meters	18 mmfd.	3.60
AM-1354	Mounting for Above Coils		1.05

* Denotes total capacity required to tune to resonance at the low frequency end of the band.

ADJUSTABLE LINK TRANSMITTER COILS

All coils in this series incorporate adjustable link coupling. In each series the link winding is attached to the jack bar into which the coils are plugged. One link coil is used for all tank coils in the series and is controllable from the panel by means of a ¼" shaft. The link coil on the 150 watt size is a single layer helical-wound coil. On the 500 watt and 1000 watt sizes, a new type eccentric helical wound link is used. This type of winding allows maximum coupling to be obtained with various diameters of tank coils.

Cat. No.	Band	Capacity*	Net Price
150 WATT			
RLS-160	160 Meters	95 mmfd.	$1.95
RLS-80	80 Meters	78 mmfd.	1.80
RLS-40	40 Meters	38 mmfd.	1.56
RLS-20	20 Meters	30 mmfd.	1.35
RLS-10	10 Meters	28 mmfd.	1.29
AM-1339	Base and link assembly for above		1.95
500 WATT			
VLS-160	160 Meters	95 mmfd.	2.19
VLS-80	80 Meters	70 mmfd.	2.01
VLS-40	40 Meters	36 mmfd.	1.71
VLS-20	20 Meters	28 mmfd.	1.56
VLS-10	10 Meters	21 mmfd.	1.41
AM-1352	Base and link assembly for above		2.70
1000 WATT			
MLS-160	160 Meters	95 mmfd.	4.80
MLS-80	80 Meters	65 mmfd.	4.35
MLS-40	40 Meters	37 mmfd.	3.90
MLS-20	20 Meters	33 mmfd.	3.60
MLS-10	10 Meters	25 mmfd.	3.15
AM-1340	Base and link assembly for above		4.20

* Denotes total capacity required to tune to resonance at the low frequency end of the band.

TRANSMITTER TANK FORMS



Made in three sizes to cover the inductance requirements of the amateur frequency spectrum. These forms are grooved for No. 10 wire or smaller and drilled with sufficient holes for wires and supports. Isotex is a special moulded low loss ceramic having exceptional low loss properties. All forms are glazed.

No. 383—20 or 40 meter form is grooved twenty-four turns in 4" of winding space. Size 2½" O. D. x 5" long.
Net Price $0.75

No. 384—20 or 40 meter form with supports.
Net Price $1.35

No. 376—80 meter form is grooved thirty-two turns in 5" of winding space. Size 3" O. D. x 6" long.
Net Price $1.05

No. 377—80 meter form with supports.
Net Price $1.65

No. 393—160 meter form is grooved forty-eight turns in 6" of winding space. Space 4" O. D. x 7¼" long.
Net Price $1.35

No. 394—160 meter form with supports.
Net Price $1.95

SHORT WAVE PLUG-IN COIL FORMS

MADE OF LOW LOSS BAKELITE

Supplied with disc in top which permits writing in wave-length range, and makes identification positive. These forms are supplied in 4, 5, and 6 prong units to fit standard tube sockets. All sizes have eight ribs moulded on wall of coil forms which give low loss air core windings.

GIANT COIL FORMS

2¼" in diameter. 3¼" winding space.

No.	List	Net
734	4 prong	$0.39
735	5 prong	.42
736	6 prong	.45

Same as above, but threaded 12 turns per inch for space winding coils.

No.		Net
1221	4 Prong	$0.54
1222	5 Prong	.57
1223	6 Prong	.60

SENIOR COIL FORMS

1½" in diameter. 2½" winding space.

No.		Net
125	4 Prong	$0.21
126	5 Prong	.21
310	6 Prong	.24

JUNIOR COIL FORMS

1¼" in diameter. 2⅛" winding space.

No.		Net
594	4 Prong	$0.15
595	5 Prong	.18
596	6 Prong	.18

LO-COIL KITS



SENIOR

Wound on 1½" diameter coil forms. Covers wave-length of 16 to 200 meters when tuned with .00014 mfd. condenser. Each kit has 4 coils.

No.		Net
222	4 Prong 2 Windings	$1.65
918	6 Prong 3 Windings	2.10
916	5 Prong 2 Windings Secondary tapped for electron coupled circuits.	1.98

JUNIOR

Wound on 1¼" diameter forms. Wave-length range, 11 to 210 meters with .00014 mfd. condenser. 4 coils to kit.

No.		Net
384	4 Prong 2 Windings	$1.20
356	6 Prong 3 Windings	1.74

SUPERHETERODYNE

Consists of 8 coils. 4 detector coils and 4 oscillator coils to track with I.F. transformers tuned 465 KC. Wave-length range 13 to 200 meters with .00014 mfd. condenser.

No. 397 ..... Net $3.30

NOTE: ALL PRICES ON THIS PAGE HAVE BEEN CHANGED. WRITE FOR NEW LISTING.

BUD RADIO PRODUCTS

BUD FLOOR STANDS FOR CRYSTAL, VELOCITY & DYNAMIC MICROPHONES

Insulated against rattling or dropping of adjustable stems. Positive and smooth acting chuck type lock. Telescoping stems finished in polished chromium plate. Two section stands adjustable 35" to 66". Three section 24" to 66". Heavy cast bases are finished in durable black crackle enamel. Adjustable stem has ⅝-27 thread. On stands supplied with ring, the ring is 6" dia. with E-Z hooks finished in black crackle enamel.

No. 585—Net Price **$7.20**
Two section; modernistic base, base dia. 12". Weight 12 lbs.

No. 587—Net Price **$8.10**
Three section; modernistic, 12" dia. base. Weight 12 lbs.

No. 583—Net Price **$7.50**
Three sections; tripod base, leg spread 17". Weight 9½ lbs.

No. 586—Net Price **$6.00**
Two section; tripod base, leg spread 17". Weight 9½ lbs.

No. 584—Net Price **$5.10**
Two section; modernistic 10" diameter base. Weight 8½ lbs.

No. 6753—6" Dia. Ring with 8 springs to fit stands listed above. **Net Price** **$0.90**

DESK & BANQUET STANDS

Ruggedly built for use on tables, desks, pulpits, etc. Heavy cast base of modernistic design is finished in black crackle enamel and will not tip easily. Stems are chromium plated finish. Adjustable types have thumb nut locking device. Stem is threaded ⅝-27. Where rings are supplied, they are also finished in black crackle.

No. 588—Net Price **$1.05**
Height 6". Base Dia. 5". Weight 2 lbs.

No. 589—Net Price **$1.35**
Height 8". Base Dia. 6". Weight 3¼ lbs.

No. 590—Net Price **$3.00**
Height adjustable 10" to 16". Base Dia. 6". Weight 3½ lbs.

No. 803—Net Price **$3.90**
Same as No. 590, complete with 6" microphone ring and 8 springs.

No. 591—Net Price **$3.45**
Height adjustable 13" to 22". Base Dia. 6". Weight 3½ lbs.

No. 802—Net Price **$4.35**
Same as No. 591, complete with 6" microphone ring with 8 springs.

BUD DESK STANDS

These beautiful stands are preferred by most amateurs and are ideal for portable P.A. installations. Ruggedly constructed. Modernistic designed base casting. Black crackle finish.

No. 817—Net Price $1.35
Height 9". Base Dia. 5". 5" octagonal microphone ring.

No. 818—Net Price **$1.65**
Height 10". Base Dia. 6". 6" round microphone ring.

No. 819—Net Price **$2.01**
Height 13". Base Dia. 6". 6" diameter round microphone ring.

CARBON GRANULES

Carefully selected and highly polished. Acid treated to remove all trace of ash. Will stand 20% more current without burning. Highly sensitive. Vial contains enough carbon to repack four two button microphones.

No. 410—Net Price **$0.45**

MICROPHONE CABLE CLIP

Holds microphone cable parallel to stem. Made of spring steel and nickel plated. Fits around 1" dia. stem. Easily attached and adjusted.

Cat. No. 599—Net Price ..... **$0.06 ea.**

CONE STAND-OFF INSULATORS



These glazed ceramic insulators fill all requirements for insulated mountings and supports. A type and size for any purpose. Jack types accommodate standard banana plugs.

Cat. No.	Height	Top Dia.	Base Dia.	Thread	Net Price
		REGULAR			
I-300	⅝"	7/16"	⅝"	6-32	$0.06
I-301	1"	½"	¾"	8-32	.09
I-302	1½"	⅝"	1"	10-32	.12
I-303	2¾"	¾"	1¼"	10-32	.15
		JACK TYPE			
I-304	1"	½"	¾"	8-32	.12
I-305	1½"	⅝"	1"	10-32	.15
I-306	2¾"	¾"	1¼"	10-32	.21

CONE FEED-THRU INSULATORS

Excellent insulation when bringing high voltage and R.F. leads through panels, chassis, etc. Glazed Ceramic.

Cat. No.	Top Height	Bottom Height	Mounting Hole Dia.	Net Price
		JACK TYPE		
I-435	⅝"	3/16"	11/32"	$0.07
I-436	1"	5/16"	15/32"	.12
I-437	1½"	⅜"	9/16"	.15
I-438	2¾"	⅜"	9/16"	.30
		JACK TYPE		
I-453	1"	5/16"	15/32"	.15
I-454	1½"	3/8"	9/16"	.18
I-455	2¾"	⅜"	9/16"	.33

PHONE & MICROPHONE PLUGS

No. 230—Net Price **$0.24**
Duplex; takes 2 cords with tips; bakelite handle.

No. 282—Net Price **$0.39**
Same as above with shielded metal handle.

No. 1057—Net Price **$0.45**
Three way mike plug; bakelite handle.

No. 284—Net Price **$0.66**
Same as No. 1057 with shielded metal handle.

PORTABLE PHONE & MICROPHONE CONNECTORS

No. 1039—Net Price **$0.30**
Two way; fits No. 230 plug; bakelite handle.

No. 279—Net Price **$0.54**
Same as No. 1039 with shielded metal handle.

No. 1059—Net Price **$0.45**
Three way; fits No. 1057 mike plug; bakelite handle.

No. 283—Net Price **$0.66**
Same as No. 1059 with shielded metal handle.

No. 1058—Net Price **$0.30**
Three way microphone jack for panel mounting.

No. 1038—Net Price **$0.18**
Two way microphone jack for panel mounting.

ALL PURPOSE JACKS

Small in size, highly efficient. Nickel silver springs for equal, positive tension at all times. Contacts are pure silver. Large bakelite separators overlap springs for long leakage path. Supplied with insulating washers.

Cat. No.	Type	Net
1324	Open Circuit	$0.21
1325	Single Closed	.27
1326	3 Circuit Mic.	.30
1327	Double Closed	.36

JACK

Small, compact spring brass contacts, nickel plated. Supplied with insulating washers.

No. 232—Open Circuit. Net Price **$0.18**

BUD GRID CLIPS

For transmitter, rectifier, metal and glass type tubes. Made from heavy gauge spring brass, cadmium plated.

No.	Type Tube	Net Price
490	Transmitting. 10 in pkg. Each	$0.05
107	Glass. 100 in pkg. Per C	.09
108	Metal. 100 in pkg. Per C	.09

NET

ICA INSULINE ICA
RADIO PRODUCTS

ICA DE LUXE HINGED STEEL CABINETS

The cabinets have rounded corners with specially designed Chrome plated "Air-Gate" ventilators on sides; and vertical Chrome Plated Trim moulding on front. Modern grille type ventilators are provided on the back panels which also have an opening on the bottom to allow for leads, cable connections, etc.

Bottoms have 4 embossed feet.

Finished in a beautiful Marine Gray Ripple Enamel.

No.	H.	L.	D.	Panel Size	Net
3860	8"	10"	8"	8" x 8"	$3.45
3861	8"	12"	8"	8" x 10"	3.45
3862	8"	14"	8"	8" x 12"	4.20
3863	12"	20"	12"	12" x 18"	6.30

ICA DE LUXE SLOPING PANEL CABINETS

The top corners are rounded and trimmed with a beautiful red striped chrome trim. The sides of the cabinets have the beautiful "Air-Gate" Chrome ventilators.

The front panel is removable so that the chassis can be attached to it and used as one unit.

Beautifully finished in Marine Gray Ripple Enamel.

No.	H.	W.	D.	Net
3990	8"	8"	8"	$3.15
3991	8"	10"	8"	3.30
3992	8"	14"	8"	3.60
3993	12"	18"	8"	5.70

ICA MULTI-USE METAL CABINETS

An ideal unit for public address systems, transmitters, receivers, test equipment, etc. Has rounded corners on front of Cabinet. Trimmed with handsome red striped chrome trim moulding. Equipped with hinge doors, and nickel brass snap locks. Completely assembled, ready for use. Finished in Black or Marine Gray Ripple Enamel. Black will be supplied unless Gray is specified.

SINGLE UNITS

No. 3880 ..... Net $8.25
Size 10½" x 21" x 13½" Deep.
Door on top only. Panel size 8¾" x 19".

No. 3881 ..... 9.90
Size 14" x 21" x 13½" Deep.
Door on top only. Panel size 12¼" x 19".

DOUBLE UNIT

No. 3882 ..... 13.05
Size 19¼" x 21" x 13½" Deep.
Doors on top and rear. Panel size 17½" x 19".

TRIPLE UNIT

No. 3883 ..... 14.85
Size 28" x 21" x 13½" Deep.
Door on rear panel only. Panel size 26¼" x 19".

QUADRUPLE UNIT

No. 3884 ..... 16.20
Size 36¾" x 21" x 13½" Deep.
Door on rear panel only. Panel size 35" x 19".

ICA DE LUXE SLOPING CHASSIS AMPLIFIER UNITS

Chassis are sloped and are equipped with beautiful chrome trimmed handles. Slope provides ample space for mounting instruments.

The top covers have beautiful Chrome Plated "Air-Gate" Ventilators with red striped chrome trim. Supplied with ventilating louvres on sides and back. Have raised rectangular screen opening on the tops, embellished with red striped chrome moulding. Marine Gray Ripple finish.

No.	Overall Size	Chassis Bottom	Chass's Height	Slope Size	Net
3962	7 x 17 x 9½	10 x 17	3½"	4"	$4.50
3963	10 x 14 x 9½	13 x 14	3½"	4"	4.95
3964	10 x 17 x 9½	13 x 17	3½"	4"	5.25

ICA DE LUXE AMPLIFIER FOUNDATION CHASSIS

Top covers have rounded corners and fronts are embellished with the newly created Chrome plated "Air-Gate" Ventilators. Additional ventilation is obtained through the raised screen openings on the top as well as louvres on both sides and back.

Have beautiful red striped Chrome mouldings and Chrome handles. Finished in Marine Gray Ripple Enamel.

No.	Size	Height of Chassis	Net
3971	5½" x 10" x 9"	3"	$2.97
3972	8" x 12" x 9"	3"	3.87
3973	7" x 17" x 9"	3"	3.87
3974	10" x 14" x 9"	3"	4.35
3975	10" x 17" x 9"	3"	4.50

ICA STANDARD AMPLIFIER FOUNDATION UNITS

Top covers have rounded corners. The front, sides and back are equipped with louvre ventilators. The tops have raised screen openings for additional ventilation.

Finished in beautiful Marine Gray Ripple Enamel.

No.	Size	Height of Chassis	Net
3980	5½" x 10" x 9"	3"	$1.68
3981	8" x 12" x 9"	3"	2.49
3982	7" x 17" x 9"	3"	2.49
3983	10" x 14" x 9"	3"	2.85
3984	10" x 17" x 9"	3"	2.97

ICA SLOPING FRONT CHASSIS

Has a sloping front for mounting instruments and which enhances the appearance of any unit on which it is used. Has the effect of a beautiful open cabinet receiver, or amplifier unit, when used without top covers. Made of Heavy Duty Steel, finished in Black Ripple Enamel.

No.	Top of Base	Bottom of Base	Height	Size of Slope	Net
3320	7 x 17"	10 x 17"	3½"	4"	$1.65
3321	10 x 14"	13 x 14"	3½"	4"	1.80
3322	10 x 17"	13 x 17"	3½"	4"	2.10

ICA DE LUXE SPEAKER CABINETS

Trimmed with red striped chrome trim. Has beautiful red striped chrome handle on top. Marine Gray Ripple finish.

No.	Size	Hole Size	Speaker Size	Net
3935	10 x 10 x 6"	4¾"	6"	$3.45
3936	12 x 12 x 7"	6½"	8"	4.29
3937	14 x 14 x 8"	9"	10"	5.61
3938	16 x 16 x 8"	11"	12"	7.20

ICA STANDARD SPEAKER CABINETS

Finished in Black Ripple Enamel with plain back steel handles to match.

No.	Size	Size Hole	Size Speaker	Net
3942	10 x 10 x 6"	4¾"	6"	$2.49
3943	12 x 12 x 7"	6½"	8"	3.00
3944	14 x 14 x 8"	9"	10"	3.96
3945	16 x 16 x 8"	11"	12"	5.28

ICA DE LUXE METER CASES

Finished in Marine Gray Ripple Enamel with rounded tops and trimmed with beautiful red striped Chrome band. Available for 2" or 3" meters.

No.	D.	W.	H.	Meter Hole	Net
3995	4¼	4 3/16	4½"	2 3/16"	$1.05
3996	4¼	4 3/16	4½"	3 3/16"	1.05

ALL PRICES SHOWN ARE DEALER'S NET COST

ICA INSULINE ICA
RADIO PRODUCTS

ICA STEEL CHASSIS BASES

HEAVY DUTY

One-piece steel chassis bases. Solidly constructed! Suitable for receivers, transmitters, amplifiers, etc. Chassis bases are folded over on bottom for additional strength. They are also drilled to allow for the attaching of bottom plates.

Cadmium Plated Finish

No.	Size	Gauge	Net
1560	4¾ x 8½ x 1½"	#20	$ .51
1530	5 x 9½ x 1½"	#20	.54
1565	5 x 9½ x 3"	#20	.69
1582	5½ x 10 x 3"	#20	.72
1566	5 x 13 x 3"	#20	.87
1526	7 x 7 x 2"	#20	.66
1569	7 x 9 x 2"	#20	.72
1570	7 x 11 x 2"	#20	.78
1527	7 x 12 x 3"	#20	.93
1571	7 x 13 x 2"	#20	.87
1572	7 x 15 x 3"	#20	1.05
1528	7 x 17 x 3"	#20	1.05
1567	8 x 12 x 3"	#20	1.05
1573	8 x 17 x 2"	#20	1.14
1575	8 x 17 x 3"	#20	1.17
1562	10 x 11 x 2½"	#20	1.14
1520	10 x 12 x 3"	#20	1.14
1568	10 x 14 x 3"	#20	1.17
1583	10 x 17 x 3"	#20	1.05
1521	10 x 17 x 3"	#18	1.29
1522	10 x 23 x 3"	#18	1.62
1577	11 x 17 x 2"	#18	1.44
1519	11 x 17 x 3"	#18	1.42
1574	12 x 17 x 2"	#18	1.47
1578	12 x 17 x 3"	#18	1.62
1579	13 x 17 x 2"	#18	1.74
1524	13 x 17 x 3"	#18	2.01
1580	10 x 17 x 4"	#18	1.68
1581	13 x 17 x 4"	#18	2.25

Black Ripple Finish

No.	Size	Gauge	Net
4000	4¾ x 8½ x 1½"	#20	$ .48
4001	5 x 9½ x 1½"	#20	.51
4002	5 x 9½ x 3"	#20	.66
4032	5½ x 10 x 3"	#20	.66
4003	5 x 13 x 3"	#20	.81
4024	7 x 7 x 2"	#20	.60
4004	7 x 9 x 2"	#20	.66
4005	7 x 11 x 2"	#20	.72
4006	7 x 12 x 3"	#20	.87
4007	7 x 13 x 2"	#20	.81
4008	7 x 15 x 3"	#20	.99
4009	7 x 17 x 3"	#20	.99
4013	8 x 12 x 3"	#20	.99
4014	8 x 17 x 2"	#20	1.08
4035	8 x 17 x 3"	#20	1.11
4015	10 x 11 x 2½"	#20	1.08
4016	10 x 12 x 3"	#20	1.08
4017	10 x 14 x 3"	#20	1.11
4033	10 x 17 x 3"	#20	.99
4018	10 x 17 x 3"	#18	1.20
4019	10 x 23 x 3"	#18	1.53
4027	11 x 17 x 2"	#18	1.35
4023	11 x 17 x 3"	#18	1.53
4020	12 x 17 x 2"	#18	1.38
4028	12 x 17 x 3"	#18	1.53
4029	13 x 17 x 2"	#18	1.65
4021	13 x 17 x 3"	#18	1.89
4030	10 x 17 x 4"	#18	1.59
4031	13 x 17 x 4"	#18	2.13

ICA CHASSIS BOTTOM PLATES

Designed to fit all ICA Chassis Bases and amplifier units listed above. Equipped with four raised bosses which prevent marring or scratching.

Cadmium Plated No.	Black Ripple No.	Size	Net
1601	4051	5 x 9½"	$ .30
1602	4052	5 x 13"	.36
1623	4073	7 x 7"	.36
1603	4053	7 x 9"	.36
1604	4054	7 x 11"	.42
1605	4055	7 x 12"	.45
1606	4056	7 x 13"	.45
1607	4057	7 x 15"	.51
1608	4058	7 x 17"	.54
1612	4062	8 x 12"	.51
1613	4063	8 x 17"	.54
1614	4064	10 x 11"	.54
1615	4065	10 x 12"	.54
1616	4066	10 x 14"	.57
1617	4067	10 x 17"	.66
1618	4068	10 x 23"	.90
1622	4072	11 x 17"	.66
1619	4069	12 x 17"	.72
1620	4070	13 x 17"	.84
1624	4074	13 x 14"	.72

ICA SLOPING FRONT CHASSIS

Has a sloping front for mounting instruments. Has the effect of a beautiful open cabinet receiver, or amplifier unit, when used without top covers. Made of Heavy Duty Steel, finished in Black Ripple Enamel.

No.	Top of Base	Bottom of Base	Hgt.	Size of Slope	List
3320	7x17"	10x17"	3½"	4"	$1.65
3321	10x14"	18x14"	3½"	4"	1.80
3322	10x17"	13x17"	3½"	4"	1.98

ICA Masonite Relay Rack Panels

Made of Tempered Masonite—a non-magnetic material, sturdy and tough yet easily drilled and worked with ordinary wood-working tools and punches. Finished in Black or Gray. Supplied in Black Ripple finish unless Gray is specified.

No.		List
3662	1¾ x 19"	$.36
3663	3½ x 19"	.48
3664	5¼ x 19"	.63
3665	7 x 19"	.69
3666	8¾ x 19"	.84
3667	10½ x 19"	.96
3668	12¼ x 19"	1.08
3669	14 x 19"	1.23
3670	15¾ x 19"	1.35
3671	17½ x 19"	1.56
3672	19¼ x 19"	1.74
3673	21 x 19"	1.89

Special Sizes Rack Panels To Order

We can supply Rack Panels in any thickness from ⅛" to ¼" in Steel, Aluminum or Masonite; in any finish to specifications.

ICA RELAY RACK BRACKETS

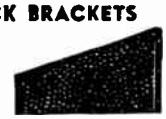

Black Ripple Finish.

Used to reinforce racks and for mounting of panels, shelves, chassis, etc.

No.		Net
3950— 5" Base Brackets	Per Pair	$ .48
3951— 8" Base Brackets	Per Pair	.72
3952—11" Base Brackets	Per Pair	.93

ICA Standard Relay Rack Panels

ICA relay rack panels are supplied in ⅛" thickness, completely slotted and finished in a beautiful Baked Black or Marine Gray Ripple Finish.

Supplied in Amateur Rack notching, first notch ⅞" from edge of Panel and 1¾" between centers. 19" long.

Steel Ripple Finish

Black No.	Size	Net
3600	1¾"	$.51
3601	3½"	.57
3602	5¼"	.69
3603	7"	.72
3604	8¾"	.93
3605	10½"	1.11
3606	12¼"	1.32
3607	14"	1.53
3608	15¾"	1.74
3609	17½"	1.92
3610	19¼"	2.04
3611	21"	2.31

Steel Gray Ripple Finish

No.	Size	Net
3612	1¾"	$.51
3613	3½"	.57
3614	5¼"	.69
3615	7"	.72
3616	8¾"	.93
3617	10½"	1.11
3618	12¼"	1.32
3619	14"	1.53
3620	15¾"	1.74
3621	17½"	1.92
3622	19¼"	2.04
3623	21"	2.31

ICA METER PANELS

Slotted to fit all standard racks. Finished in Baked Black or Gray Ripple. Size 5¼" x 19".

Black will be shipped unless Gray is specified.

STEEL PANELS

No.	No. Holes	Meter Size	Net
3651	5	2"	$1.77
3652	3	2"	1.20
3653	5	3"	1.77
3654	3	3"	1.20

ICA Chassis Mounting Brackets

Made to fit on 17" relay rack chassis. Panels must be at least 7" high. Black ripple finish.

No.		Net
3955—For 8" base	Per Pair	$ .60
3956—For 11" base	Per Pair	.93
3957—For 13" base	Per Pair	1.11

ICA BAKELITE RADIO PANELS

Black, Polished Mirror Finish

⅛" Thickness

No.		Net
832	7 x 10	$.71
833	7 x 12	.87
834	7 x 14	.96
835	7 x 18	1.60
836	7 x 21	1.52
837	7 x 24	1.74
840	7 x 30	2.19
860	10 x 12	1.35
861	10 x 18	1.74

3/16" Thickness

No.		Net
842	7 x 10	$1.05
843	7 x 12	1.29
844	7 x 14	1.53
845	7 x 18	1.98
846	7 x 21	2.28
847	7 x 24	2.64
850	7 x 30	3.30
863	10 x 12	1.92
864	10 x 18	2.58

ICA METAL PANELS

Black Ripple Finish

Thickness of Panels 3/16"

No.	Size	Net
3175	7 x 10"	$.36
3176	7 x 12"	.42
3177	7 x 14"	.51
3178	7 x 18"	.66
3183	8 x 12"	.51
3184	8 x 14"	.54
3186	8 x 18"	.66
3191	10 x 14"	.93
3192	10 x 18"	1.08
3194	10 x 24"	1.35

ICA MASONITE PANELS

Black Ripple Finish

Thickness of Panels 3/16"

No.	Size	Net
810	7 x 10"	$.45
811	7 x 12"	.51
812	7 x 14"	.57
813	7 x 18"	.72
814	7 x 21"	.81
815	8 x 12"	.60
816	8 x 14"	.66
817	8 x 16"	.75
818	8 x 18"	.84

ALL PRICES SHOWN ARE DEALER'S NET COST

ICA INSULINE ICA
RADIO PRODUCTS

ICA HINGED COVER CABINETS

Supplied in knocked-down form for easy handling. Easily assembled.

Finished in Black Ripple Enamel.

No.	W.	L.	H.	Net
3825	9"	5"	6"	$1.95
3826	10"	8"	7"	2.46
3828	12"	8"	7"	2.79
3829	12"	11"	8"	3.30
3830	14"	8"	7"	2.79
3831	18"	12"	9"	4.11

ICA METAL CABINETS
Black Ripple Finish

Have various uses such as input stages, mixers, transceivers, amplifiers, monitors, etc. Front and back covers are removable and can be fastened to cabinet with self tapping machine screws. Finished in Black Ripple Enamel.

No.	L.	W.	H.	Net
3810	4"	2"	4"	$ .60
3811	4"	3"	5"	.66
3800	6"	6"	6"	.75
3801	9"	5"	6"	1.17
3802	10"	8"	7"	1.50
3803	10"	8"	10"	1 86
3804	12"	11"	8"	1.98

ICA SLOPING PANEL CABINETS
Small—Compact

3905

New streamlined cabinets, rugged, small and compact, have various uses such as speaker cabinets, oscillator cases, input stages, small receivers, teletalk systems, monitors, etc.

3906

Beautifully designed, with rounded corners and finished in marine gray ripple.

No.	W.	H.	D.	Net
3905	4 1/4"	x 4 1/2"	x 4 1/4"	$ .99
3906	7 1/2"	x 4 1/2"	x 4 1/4"	1.80

ICA PORTABLE STEEL CABINETS

Ideal for housing oscillators, transceivers, test equipment, etc. Both front and back panels are removable and are held with self-tapping screws which are supplied. Equipped with leather handle. Finished in black ripple.

No. 3850—Size 12 x 7 3/4 x 7" .... Net $1.89
No. 3851—Size 15 x 7 3/4 x 7" .... Net 2.16

Chassis for above

No. 4025—7 1/2 v 6 3/4 x 2 1/2 .... Net .33

ICA SPAGHETTI TUBING

For No. 10 to No. 18 gauge wire. Guaranteed not to crack. Furnished in 30" lengths.

No.	Color	Net per length
182	Red	$.09
183	Yellow	.09
184	Brown	.09
185	Green	.09
186	Black	.09

SMALL SIZE SPAGHETTI TUBING

201	Red	$.09
201	Yellow	.09
202	Black	.09

LARGE SIZE SPAGHETTI TUBING

Supplied in 36" lengths. Diameter 9/64" I.D. x 15/64" O.D.

No. 196—Supplied in black only
Net — per length $.24

ICA CHROMO-GRAVURE METAL TRIM PLATES

A new and excellent material used to lend Beauty and Color to any Chassis, Cabinets, Amplifier Chassis, Receivers, Test Equipment Cases, etc.

No.	Size	Net
3550	3" x 10"	$ .45
3551	3" x 12"	.54
3552	3" x 14"	.63
3553	3" x 17"	.75
3554	3" x 23"	1.05
3555	4" x 14"	.84
3556	4" x 17"	1.05

ICA CHROME TRIM MOULDING

Beautiful chrome trim mouldings to dress up any cabinet, chassis, receiver, speaker cabinet, transmitter, etc. All mouldings furnished with mounting tracks or clips.

No.		Net
3510	Chrome Moulding with single Red Stripe—size 3/8" w. by 4" l.	$.24
3513	Chrome Moulding with double Red Stripe—size 3/4" w. by 8" l.	.45
3514	Chrome Moulding with double Red Stripe—size 3/4" w. by 12" l.	.51
3515	Chrome Moulding with double Red Stripe—size 3/4" w. by 18 7/8" l.	.60
3505	Bullet Shape all Chrome Moulding—size 5/16" w. by 6" l.	.24

ICA CHROME HANDLES

A beautiful adornment for any cabinet, amplifier chassis transmitter, etc. Furnished with mounting screws.

No. 3500—Chrome Handle with two Red Stripes across the full length. Dimensions 4" long, 1 1/4" wide. Mounting centers 2 3/4" apart .... Net $.30

No. 3501—All Chrome Handle. Dimensions 5 1/2" long by 1/2" wide. Mounting centers 4 1/4" apart. Net .30

ICA CHROME VENTILATING LOUVRES

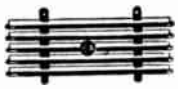

A set of 5 chrome plated trim plates fastened together to form an "air-gate" Ventilating louvre. Used on all I.C.A. De Luxe chassis and cabinets—Adds the finishing touch to any receiver, amplifier, transmitter, etc.

Overall size 4 5/8" Wide—2 1/2" High.
Air Space between Trim Louvre Plates 1/4" Wide.

No. 3525 .... Net $ .60

ICE FLEXIBLE VARNISHED TUBING SPAGHETTI
20 Foot Lengths



A flexible tubing, heavily varnished, in attractive colors. Average dielectric strength, 5000 volts. Will accommodate from No. 10 to No. 18 wires.

Furnished in one length —20 feet long on handy spools.

No.	Color		Net
210	Red	Per Spool	$ .75
211	Yellow	Per Spool	.75
212	Brown	Per Spool	.75
213	Green	Per Spool	.75
214	Black	Per Spool	.75

500 Foot Spools, spaghetti tubing, same grade and colors as above. Specify color per spool.

No. 197 .... Net $17.10

ICA GLOVE-TITE TUBE SHIELDS

A B C

No. 1720 TYPE A—For Dome type (ST-12 short).
No. 1720 Type C—With Ring. (ST-12 short).
No. 1722 TYPE B—For Dome type (ST-12 long).
No. 1722 Type C—With Ring (ST-12 long).
No. 1718 TYPE C—For Dome type (ST-12 med.).
No. 1721 TYPE D—For Dome type (ST-14).

All Types, each .... Net $.13

ICA G. T. and BANTAM TUBE SHIELDS

Designed for the new 1 1/2 Volt Bantam glass tubes or T9 Bulbs. Available with or without grid cap.

No.		Net
1729	G.T.—Shield	$.10
1726	Shielded cap—one piece—grounds automatically	.10
1727	Shield complete with grid lead cap and ground clip	.13

ICA ALUMINUM TUBE SHIELD

For 55, 57, 58, etc. type tubes.

No.		Net
1703	1 11/16" mounting centers	$.18
1709	1 1/2" mounting centers	.18

ICA COIL SHIELDS
with Detachable Base

A sturdy coil shield made of aluminum with a detachable base.

No.		Net
1539	2 1/16" x 3" High	$.24
1540	2 1/2" x 3 1/2" High	.27
1549	3" x 3 1/2" High	.33

ICA GRID CAP SHIELDS
(For Metal Tubes)

Fits firmly over grid cap of metal tubes affording complete shielding. Slotted cap permits passage of grid wire.

No.		Net
1552		$.09

BAKELITE AND FENOLINE TUBING

ICA tubing is strong mechanically, has extremely low electrical absorbtion and is highly resistant to moisture. Absolute perfection in winding of coils is assured by the use of ICA tubing—thus affording relief from complaints or failure in performance.

Finished in Natural and Black Colors
Small sizes up to one inch in Black only.
1/16" Wall Thickness, Full Lengths.
Approximately 36 to 48"

BAKELITE No.	O.D.	Per Ft.	FENOLINE No.	O.D.	Per Ft.
100	1/4"	$.45	161	1/4"	$.36
101	3/8"	.51	162	3/8"	.39
102	7/16"	.54	163	7/16"	.39
103	1/2"	.57	164	1/2"	.42
104	5/8"	.60	165	5/8"	.45
105	3/4"	.66	166	3/4"	.48
106	7/8"	.78	167	7/8"	.51
147	1"	.84	134	1"	.54
148	1 1/4"	.90	135	1 1/4"	.57
149	1 1/2"	.99	136	1 1/2"	.60
150	1 3/4"	1.08	137	1 3/4"	.66
151	2"	1.20	138	2"	.75
152	2 1/4"	1.26	139	2 1/4"	.84
153	2 1/2"	1.50	140	2 1/2"	.96
154	2 3/4"	1.65	141	2 3/4"	1.14
155	3"	1.86	142	3"	1.25
156	3 1/4"	1.98	143	3 1/4"	1.35
157	3 1/2"	2.16	144	3 1/2"	1.59
158	3 3/4"	2.34			
159	4"	2.55			

ICA "INSULOID" RODS

No.	Color	Size	Net
2175	Black	12" x 1/4"	$.18
2176	Black	24" x 1/4"	.36
2179	Black	12" x 3/8"	.24
2180	Black	24" x 3/8"	.43

ICA INSULINE ICA
RADIO PRODUCTS

RADIO REPLACEMENT AND INSTRUMENT KNOBS

No.	Type	Color	Size	Net Each	Net Price Loth of 10
1125	A	Black	1¼"	$.09	$.90
1127	A	Red	1¼"	.11	1.08
1126	B	Black	2¼"	.11	1.08
1128	B	Red	2¼"	.12	1.20
1155	C	Black	1¼"	.11	1.08
1156	C	Black	2¼"	.12	1.20
1161	C	Red	1¼"	.12	1.20
1162	C	Red	2¼"	.14	1.32
1143	D	Black	2⅛"	.11	1.08
1144	D	Walnut	2⅛"	.12	1.20
1153	E	Black	2⅛"	.15	1.50
1154	E	Walnut	2⅛"	.15	1.50

No.	Type	Color	Size	Net Each	Net Price Lots of 10
1270	F	Black	1⅝"	$.14	$1.32
1271	F	Black	2½"	.17	1.68
1138	G	Walnut	¾"x½"	.08	.72
1139	G	Walnut	1"x½"	.09	.90
1087	H	Walnut	1"	.09	.84
1088	H	Black	1"	.09	.84
1133	I	Walnut	¾"x½"	.08	.72
1134	I	Walnut	1"x½"	.09	.90

No.	Type	Color	Size	Net Each	Net Price Lots of 10
248	J	Black	1"	$.09	$.90
249	J	Black	1½"	.11	1.08
1076	K	Walnut	1⅜"	.09	.90
1080	K	Walnut	1"	.11	1.08
1049	L	Walnut	13/16"	.08	.84
1050	L	Walnut	1"	.10	.96
1174	M	Black	15/16"	.09	.84
1089	N	Walnut	13/16"	.09	.90
1090	N	Walnut	1"	.11	1.08

No.	Type	Color	Size	Net Each	Net Price Lots of 10
1072	O	Walnut	13/16"	$.09	$.90
1073	O	Walnut	½"	.09	.90
1081	P	Black	½"	.09	.90
1082	P	Red	½"	.09	.90
1083	P	Green	½"	.09	.90
1084	P	Brown	½"	.09	.90
1085	P	White	½"	.09	.90
1116	Q	Walnut	⅞"	.09	.90
1117	Q	Walnut	1"	.11	1.08
1135	R	Walnut	¾"	.08	.72
1136	R	Walnut	⅞"	.09	.90

ICA FINGER-GRIP POINTER KNOBS

Moulded of black bakelite with ¼" hole. Pointer type knobs have white indicators, flange type knobs have white indicating line.

With ¼" Brass Inserts

TYPE A—With Pointer

No. 1166—1⅛" Net $.30 No. 1168—1⅝" Net $.39
No. 1170—2⅜" Net $.45

TYPE A—LESS POINTER

No. 1165—1⅛" Net $.24 No. 1167—1⅝" Net $.33
No. 1169—2¾" Net $.39

TYPE B—WITH FLANGE

No. 1171—2-1/16" Net $.39 No. 1172—3" Net $.45

ICA CHROME SILVER DIALS

WITH FINGER GRIP FLANGE KNOBS

Beautiful dial plates accurately Etcho-engraved with black numerals and calibrations.

No.	Size	Degrees	Calibr.	Net
2170	2¾"	325	0-100	$.99
2171	2¾"	180	0-100	.99
2168	4"	325	0-100	1.44
2169	4"	180	0-100	1.44

ICA NEW VERNIER DIAL

Satin silver finish. Marker calibrated at 0-100 in 180 degrees. Complete with tuning knob for receivers or transmitters.

No. 2205—2¾" Diam.....Net $1.05
No. 2206—4" Diam.....Net 1.35

ICA MINIATURE DIALS

1⅝" Diameter

Beautiful Chrome Silver dials with black etched numerals. Finger grip black knob. Only 1⅝" Diameter. Fit ¼" Shafts.

No.		Net
2164—0-10	180	$.45
2165—0-10	270	.45

ICA CHROME SILVER DIAL PLATES

Attractive grain satin finish. Black Etcho Engraving on Chrome Silver Background Plates.

No.	Degrees	Dia. Dial	Calibr.	Net
2294	180	2"	0-100	$.36
2295	325	2"	0-100	.36
2296	180	3½"	0-100	.60
2297	180	3½"	0-100	.60
2298	180	4"	0-100	.69
2299	325	4"	0-100	.69

ICA BRASS BLACK SATIN FINISH DIAL PLATES

With Etched Silver Numerals

No.	Degrees	Dia. Dial	Calibr.	Net
2230	325	3⅛"	0-100	$.27
2231	180	3½"	100-0	.27
2232	180	3½"	0-100	.27
2233	180	2"	100-0	.18
2234	325	2"	0-100	.18
2235	325	2"	100-0	.18
2236	180	2"	0-100	.18

ICA INDICATING PLATES

Made of heavy brass with black satin background. Silvered "Etcho Gravured" numerals and lettering. 13/32" center mounting hole. 1½" Diameter.

No.	Degrees	Net
2259—Marked 1 to 6	180	$.12
2450—Marked 1 to 5 (Volume)	325	.12
2451—Marked 1 to 5 (Tone)	325	.12
2452—Marked 1 to 10	325	.12
2453—Marked Off-On—with arrow	325	.12

ICA ETCHED DIAL PLATES

RECTANGULAR TYPES

Made of brass—finished in black with etched silver markings. Calibrated for 300 degree rotation. Marked 1 to 10. Will fit on ⅜" bushing. Size 2¼" x 1-11/16".

No.	Marking	Net
2244	Record	$.15
2245	Microphone	.15
2246	Gain	.15
2247	Tone	.15
2248	Plain (Calibrated but not worded)	.15

ICA TOGGLE SWITCHES

Furnished in Nickel or Antique Bronze. Capacity 1 Amp. 250 Volts. 3 Amps. 125 Volts. Mfd. by H & H for ICA.

No.	Shank Length	Description	Finish	Net
1230	⅜"	S.P.S.T.	Nickel	$.27
1232	⅜"	S.P.S.T.	Bronze	.27
1233	¾"	S.P.S.T.	Bronze	.30
1235	¾"	S.P.S.T.	Nickel	.30
1236	⅜"	S.P.D.T.	Nickel	.36
1237	¾"	S.P.D.T.	Nickel	.39
1238	⅜"	D.P.S.T.	Nickel	.51
1365	⅜"	D.P.D.T.	Nickel	.60
1366	¾"	D.P.D.T.	Nickel	.66

ICA ROTARY SWITCHES

Rated 3 Amps. at 125 Volts. Overall Length of shafts 1½". Made by H & H for ICA. Underwriters Approved.

No.	Threaded Shank	Description	Net
1228	⅜"	S.P.S.T.	$.30
1229	1"	S.P.S.T.	.36
1286	⅜"	S.P.D.T.	.39
1287	1"	S.P.D.T.	.48
1288	⅜"	D.P.D.T.	.69
1289	1"	D.P.D.T.	.78

BAT-HANDLE TOGGLE SWITCH

Made by H & H. Identical to toggle switches listed above, except that handle is longer and shaped like a baseball bat.
Less on and off plate.
Nickel plated only—7/16" shank.
Packed 5 in a standard carton.

No.	Description	Net
1296	S.P.S.T.	$.27
1297	S.P.D.T.	.36
1298	D.P.S.T.	.51
1299	D.P.D.T.	.60

"ON-OFF" PLATE

No. 1300

For Toggle Switch .....Net $.03

ICA EXTRA HEAVY DUTY SWITCH

D.P.D.T. With Neutral Center

An extra large heavy duty, Double Pole, Double Throw-switch with neutral position in the center for use in heavy current circuits such as transmitters, power amplifiers, motors, etc. Contacts have fast "break" which reduces the tendency to arc. Rated at 10 amperes, 125 Volts. Size of Switch case, 2" long, 1" high, 1¼" wide. Mounting sleeve diameter ⅝".

No. 1283 .....Net $2.85

ICA HI-POWER SWITCH PUSH BUTTON TYPE

When used in racks it is designed to break primary circuit when rack door is open. D.P.S.T. Made by H & H for ICA. Capacity 12 Amp. 125 Volt. Overall size 1¾" long, ¾" wide, ¾" high; 7/16" shank

No. 1280 .....Net $1.38

ICA POWER SWITCH (Toggle Type)

Characteristics and dimensions same as No. 1280 described above.

No. 1281 .....Net $.69

ICA PUSH BUTTON SWITCHES

Single pole 2 circuit momentary switch. One circuit is "ON" and the other normally "OFF". 1 Ampere, 125 Volt, made by H & H for I.C.A. Shank ⅝" long.

No. 1282 .....Net $.51

ICA SINGLE LINE VERNIER INDICATOR

Black Etched on Chrome Silver

Supplied on 2205-6 Dials and can be used on all type chrome dial plates.

No. 2193 .....Net $.09

ICA VERNIER DIAL MARKER

Complete with self-tapping screws for mounting on metal, wood, bakelite or brass panels.

No. 2189—For 2¾"—325° Dials.....Net $.21
No. 2190—For 2¾"—180° Dials.....Net .21
No. 2191—For 4"—325° Dials.....Net .21
No. 2192—For 4"—180° Dials.....Net .21

ALL PRICES SHOWN ARE DEALER'S NET COST

Copyright by U. C. P., Inc.

ICA INSULINE ICA
RADIO PRODUCTS

ICA Bakelite Double Phone Plug

No. 24B—Black .....Net $.27
No. 24R—Red .....Net .27

ICA Midget Phone Plug

Overall length—2⅝". Diameter of barrel 5/16".

No. 29B—Black .....Net $.27
No. 29R—Red .....Net .27

ICA Stubby Shielded Phone Plug

Barrel Measures 11/16" diameter x 1" long.
No. 27..Net $.36

ICA Midget Shielded Phone Plug

Diameter of Barrel 5/16". Overall size of Plug 2¼"

No. 30 Net $.33

ICA 3-Wire Microphone Plug

The ICA 3-Wire Microphone Plug has solder connections for cable or microphone use. Barrel molded of bakelite with brass parts, nickel plated.
No. 1901 .....Net $.51

ICA Shielded Double Phone Plug

Nickel Barrel
Brass Shell
Nickel Plated

Supplied with pure gum rubber insulating bushing.
No. 25 .....Net $.45

ICA Shielded 3-Wire Microphone Plug

Shielded
Nickel Barrel

No. 1900 .....Net $.75

ICA Shielded 3-Way Portable Microphone Jack

For all types of microphones. Sturdily constructed of brass parts with phosphor bronze springs. Nickel plated and thoroughly insulated.
No. 1904 ..... Net $.72

ICA Bakelite Portable Jacks

Single Open Circuit
No. 1911—Overall Size 1¾"
Diameter ¾" ..... Net $.33

ICA Shielded Portable Jack

Single Open Circuit

No. 1913—2¼" Long, 11/16" Diameter .....Net $.60

ICA 3-Way Microphone Jack

Small compact size where minimum space is important. Excellent insulation and positive contact.
No. 1902 .....Net $.51

ICA Panel Mounting Jacks

Small and Compact

No.	Net
325—Single Open Circuit	$.21
1905—3-Way Microphone Jack	.33

ICA Single Open Circuit Jack

No. 362 .... Net $.24
Single Closed Circuit
No. 363.....Net $.30

ICA Insulated Tip Jacks

With receptacle for standard phone tips.

No.	Net
889B—Black	$.07½
889R—Red	.07½

Insulated Banana Jacks
With receptacle for banana plugs.

No.	Net
888B—Black	$.07½
888R—Red	.07½

ICA Bakelite Insulated Tip Jacks

Moulded of Low-Loss Bakelite

No.	Net
1889—Black	$.09
1890—Red	.09

Bakelite Banana Type Jacks

No. 1891—Black	Net $.09
No. 1892—Red	Net .09

ICA Combination Banana Plug or Phone Tip Jack

Made to take Banana plug or standard phone tips interchangeably. Insulated cap in black and red—Complete with Washers and nuts.

No. 528R—Red	Net $.10
No. 528B—Black	Net .10

ICA Insulated Binding Posts with Jack for Banana Type Plug

Length 1⅜" overall when top is up. Extends ⅝" above panel when top is screwed down. Fitted with 8/32 screw 5/16" long, and two hex nuts.

No.	Net
622—Red	$.12
623—Black	.12

ICA Bakelite Binding Posts

5/16" Diameter Head with Brass Threaded insert, Nickel Plated Screw and Knurled nut.

No.	Net
617—Red	$.07½
618—Black	.07½

ICA Insulated Midget Phone Tip Plug

Fits all standard jacks. Tip is threaded. Overall length 1⅛".

No.	Net
876R—Red	$.07½
876B—Black	.07½

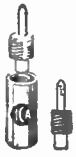

ICA Midget Sharp Point Threaded Phone Tip Non-Insulated
No. 365 ..... Net $.06

ICA Insulated Solderless Plug

2¼" long—fits all standard phone tip jacks.

No. 885B—Black .....Net $.09
No. 885R—Red .....Net .09

ICA Sr. Solderless Plugs

1 11/16" overall length.
No. 358
Net $5.40
per 100

ICA Brass Tip Jacks

Nickel Plated
No. 357
Net $5.40
per 100

ICA Insulated Needle Point Tip Plug

886B — Black
Net $.09
886R — Red
Net $.09

ICA Alligator Clips

Good firm grip. Ideal for work in tight places. Overall length 2".

No. 364 .....Net $.05

ICA Insulated Alligator Clips

No. 884B—Black .....Net $.10
No. 884R—Red .....Net .10

ICA Insulated Double Handle Alligator Clips

No.	Net
925—Red	$.15
926—Black	.15

ICA Insulated Solderless Split Banana Plugs

Set screw provided at side of barrel to fasten screw without soldering.

1½" Long
No. 883B—Black .....Net $.10
No. 883R—Red .....Net .10

2½" Long
With sleeve covering set screws.
No. 882B—Black .....Net $.18
No. 882R—Red .....Net .18

4" Long
With sleeve covering set screws.
No. 881B—Black .....Net $.24
No. 881R—Red .....Net .24

Insulated Spade Lug

Insulated Spade Lug with banana plug receptacle on lead end.

No. 887B—Black .....Net $.07½
No. 887R—Red .....Net .07½
10 in Standard Carton.

ICA Spade Lug

Can be used on any size screw or terminal up to size 10. Receptacle fits all I.C.A. and other make Banana Plugs.
No. 879 ..... Net $2.40 C
100 in Standard Package

Giant Insulated Transmitting Plugs and Jacks

Plug-in type with positive grip contacts. Equipped with heavy insulated threaded heads and handles for safe handling on high R.F. currents.

Handle 1,000 Volts at 10 Amps.

No.	Net
450—Medium Plug-RED	$.21
451—Medium Plug-BLACK	.21
452—Medium Jack-RED	.42
453—Medium Jack-BLACK	.42
454—Giant Plug-RED	.30
455—Giant Plug-BLACK	.30
456—Giant Jack-RED	.48
457—Giant Jack-BLACK	.48

ICA Split Banana Plugs

For positive and durable spring action. Allows spring to fit into jack, cannot bend out of shape — Complete with two nuts.
No. 403 ..... Net $.06

ICA Transmitting Banana Jacks

No.	Net
402—Nickel Plated Brass	$.06
1891—Insulated Black Bakelite	.09
1892—Insulated Red Bakelite	.09

Beryllium Banana Plugs

Approved by the Signal Corps and other government agencies. These plugs are used in all government equipment. Made of Beryllium copper and guaranteed for its spring and durability. Threaded plug accommodates 6/32 nuts.

No. 419—Overall size 11/16" Long. Shank Length ¼" Long. Diameter of Shank ⅛".
No. 420—Overall size 1⅛" Long. Threaded Shank Length ⅜" Long Threaded for 6/32 nuts.
No. 419 ..... Net $.09
No. 420 ..... Net .18

ICA Insulated Combination Jack Alligator Clip



An insulated alligator clip with a dual purpose Jack in catalin sleeve—Equipped with the new combination Jack which takes either solderless phone tip or Banana plug. Overall length—2⅜".
No. 520R—Red ..... Net $.24
No. 520B—Black ..... Net .24

ICA Insulated Solderless Wire and Plug Couplers

One end has solderless receptacle for attaching wire, other ends have Banana Jack or Tip Jack.
No. 550R—Coupler with Banana Jack—Red ..... Net $.11
No. 550B—Coupler with Banana Jack—Black ..... Net $.11
No. 551R—Coupler with Standard tip Jack—Red ..... Net $.11
No. 551B—Coupler with Standard tip Jack—Black .....Net $.11

ICA INSULINE ICA
RADIO PRODUCTS

ICA BAKELITE KNIFE SWITCHES

Hardware of brass, heavily nickel-plated. Mounted on highly polished bases of Black BAKELITE. Firm contact assured.

No.	Description	Net
1216	S.P.S.T.	$.39
1217	S.P.D.T.	.45
1218	D.P.S.T.	.54
1219	D.P.D.T.	.60
1360	3.P.S.T.	.87
1220	3.P.S.T.	.96
1221	4.P.S.T.	1.11
1222	4.P.D.T.	1.11
1364	5.P.D.T.	1.65

MINIATURE BAKELITE SWITCHES

Can be mounted on panel or base. Black Bakelite base—highly nickel-plated brass parts with insulated handles.

No.		Base Size	Net
2223	S.P.S.T.	1¼"x½"	$.15
2224	S.P.D.T.	1¼"x½"	.24
2225	D.P.D.T.	1¼"x1"	.33
2226	D.P.S.T.	1¼"x1"	.30

ICA SLIDER SWITCHES

Small — Compact

S.P.S.T. Switch furnished with chrome mounting plate. Switch dimensions 1½" x ½" x ¼".

No.	Net
1255—S.P.S.T.	$.24
1259—S.P.D.T.	.27
1260—D.P.D.T.	.30

ICA SLIDING LEVER SWITCHES

The Modern slider switch for all electrical appliances, panels, analyzers, etc. Replacement for analyzers, tube checkers. Complete with plate. Rated 3 amps. at 125 volts.

No.	Net
1265—S.P.S.T.	$.75
1266—D.P.D.T.	.99

ICA ROTARY CANOPY SWITCH

Single pole switch ¼" shank with brown bakelite knob and 6" leads—1 ampere—250 volts.

No. 1257 ..... Net $.24

10 in Standard Package

ICA TERMINAL STRIPS

Made of 3/32" heavy black Bakelite engraved in white. Terminals are nickel-plated phosphor bronze with non-removable collars.

No.	Terminals	Marking	Size	Net
2420	2	Plain	⅞ x 2¼	$0.10
2419	2	A & G		.12
2418	2	Output		.12
2417	2	Input		.12
2414	3	Plain	⅞ x 2¾	.15
2415	3	1,2,3		.18
2413	4	Plain	⅞ x 3⅜	.24
2408	4	1,2,3,4		.27
2405	5	Plain	⅞ x 4	.27
2406	5	1,2,3,4,5		.30
2404	6	Plain	⅞ x 4⅝	.30
2402	6	1,2,3,4,5,6		.33
2412	7	Plain	⅞ x 5¼	.36
2411	7	1,2,3,4,5,6,7		.39
2410	8	Plain	⅞ x 5¾	.42
2409	8	1,2,3,4,5,6,7,8		.48
2424	9	Plain	⅞ x 6⅜	.48
2423	9	1,2,3,4,5,6,7,8,9		.54
2422	10	Plain	⅞ x 7	.54
2421	10	1,2,3,4,5,6,7,8,9,10		.60

ICA BAKELITE TERMINAL MOUNTING STRIPS

For fastening Resistors, Condensers, etc.

No.		Net—In Lots of 10	No.		Net—In Lots of 10
2434—1	Terminal	$0.14	2437—4	Terminals	.42
2435—2	Terminals	.20	2438—5	Terminals	.48
2436—3	Terminals	.33	2439—6	Terminals	.60

ICA BAKELITE TERMINAL STRIPS

Brown Bakelite, 1/16" Thick.

No.		Net, Each	No.		Net, Each
2520—2	Terminals	$0.07½	2523—5	Terminals	.15
2521—3	Terminals	.09	2524—6	Terminals	.18
2522—4	Terminals	.12			

ICA Rubber Insulated Grid Caps

For Receiving Tubes

For 866 Type Tubes

No.	Net
870—With leads	$.11
871—Without leads	.09

For Receiving Tubes

872—With 12" lead	.07
873—Without lead	.04

For New Metal Tubes

874—With 12" lead	.07
875—Without lead	.04

ICA Fenoline Insulated Grid Caps

Supplied with 12" wire.

For Standard Glass Receiving Tubes

No.	Net
680—Red	$.09
681—Black	.09

For 866 Transmitting Tubes

682—Red	Net $.18
No. 683—Black	Net .18

ICA Insulated Dual Grid Caps

For Metal and Glass Tubes

Equipped with 12" lead

No. 877—Black Net $.18

No. 878—Red Net $.18

ICA GRID CAPS

No. 1550 Standard Glass Tubes Net $.90 per C

No. 1551 Metal Tubes Net $.90 per C

ICA GRID CAPS

No. 1553 Glass Tubes Net $.84 per C

ICA GRID CAPS

No. 1554 Glass Tubes Net $.75 per C

ICA TRANSMITTING TUBE PLATE CAPS

A new style heavy duty plate cap connector for transmitting tubes such as 809, 866, T-20, TZ-40, T-55, 803, 250-T, 838, 813. Has cooling fins for radiating heat, preventing the plate cap loosening. Heavy spring contacts insure perfect connection at all times. Can easily handle over a kilowatt output. Diameter of cap— 1⅛". Connectors are ⅝" wide flexible plated copper strips. Length of connectors—2¾". Overall length—3¾".

No. 950 ..... $.60

ICA Fenoline Phono. Needle Point Test Prods With Removable Chuck

5 Inch Test Prod

No. 389R—Red	Net	$.21
No. 389B—Black	Net	.21

7 Inch Test Prod

No. 334R—Red	Net	.24
No. 334B—Black	Net	.24

ICA Solderless Plug Test Prods With Solderless Plug Chuck

5¼ Inch Long Prods

No. 390R—Red	Net	$.21
No. 390B—Black	Net	.21

7¼ Inch Long Prods

No. 335R—Red	Net	$.24
No. 335B—Black	Net	.24

High Voltage ICA Heavy Duty Bakelite Test Prod Handles

No. 480—Black Bakelite Net $.54

High Voltage Heavy Duty Bakelite Test Prods

Measures 2" overall.

No.	Net
485—Black Bakelite	$.21

ICA Grip-Rite Molded Phone Tip Plug

Replacement for ICA and Weston—as well as other make Test Leads.

No.	Net
868—Red	$.24
869—Black	.24

ICA PHONO NEEDLE CHUCKS

Push on type can be forced into handles — Threaded type can be screwed into handles— Machined of brass, nickel plated with needle point.

No. 508—Push on Type, Overall size 1" ..... Net $.06

No. 509—Threaded type, Overall size 1⅛" ..... Net $.7½

HEAVY DUTY PHONE TIP

Made of high quality heavy brass with nickel plated finish. Used on test leads—prods, etc. (Overall length is 1½".)

No. 361 ..... Net $4.20 per C

25 in Standard Package

ICA Insulated Bushings

No. 670—Black ⅛" Hole ⅜" Diam. ⅜ Long Net $.06

No. 671—Red ⅛" Hole ⅜" Diam. ⅜" Long .. Net .06

No. 672—Black ¼" Hole ½" Diam. ½" Long.... Net .08

No. 673—Red ¼" Hole ½" Diam. ½" Long Net .08

Copyright by U. C. P., Inc.

ICA INSULINE ICA
RADIO PRODUCTS

ICA BASE-MOUNTING BAKELITE SOCKETS

No.		Net
2480	—4 Prong	$.21
2481	—5 Prong	.24
2482	—6 Prong	.27
2483	—7 Prong comb. large and small	.30
2489	—8 Prong OCTAL	.33

ICA "INSULEX" WAFER SOCKETS

An ideal low loss socket designed for ultra high frequency reception.

No.		Net
2600	—4 Prong	$.30
2601	—5 Prong	.30
2602	—6 Prong	.33
2603	—7 Prong, large	.33
2604	—7 Prong, small	.33
2605	—8 Prong OCTAL for new metal tubes	.39

ICA BAKELITE WAFER SOCKETS

No.		Net
1118	—4 Prong	$.07½
1096	—5 Prong	.07½
1095	—6 Prong	.08
1119	—7 Prong, small	.08
1120	—7 Prong, large	.08
1121	—8 Prong OCTAL	.10
1123	—Loktal Wafer	.10

ICA MOLDED BAKELITE SNAP-ON SOCKETS

Octal—Loktal

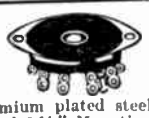

Mounted in cadmium plated steel "Saddle" Standard 1½" Mounting centers—Requires 1⅛" hole in chassis—Equipped with 4 grounding lugs on saddle—Positive grip contacts.

No. 2470—Octal Socket Net $.08
No. 2471—Loktal Socket Net .09

ICA "INSULEX" BASE MOUNTING SOCKETS

Especially adapted for ultra short-wave work and transmitters.

No.		Net
290	—4 Prong	$.42
291	—5 Prong	.42
292	—6 Prong	.45
294	—Comb. 7 Prong, large and small	.45
300	—8 Prong OCTAL	.48

ICA "INSULEX" ACORN TUBE SOCKET

For 954, 955 and 956 acorn tubes. The perfect socket for U.H.F. and micro wave transmitters and receivers. 1⅛" in diameter, ⅝" high.

No. 959 ..... Net $.60

HEAT DISSIPATING TUBE CAPS

Heavy Duty plate cap connectors for dissipating heat generated at Grid and plate connections of transmitting tubes. Supplied for wire and cap type leads.

No.		Net
965	—HK 54, 35T	$.24
966	—HK 24, etc.	.24
967	—866, T-125, etc.	.45
968	—100 T-807, etc.	.45

ICA BAKELITE FLEXIBLE SHAFT COUPLING

Flexible phosphor bronze spring contact mounted on a round bakelite disc. 1" diameter. Has ¼" bushing.

No. 2142 ..... Net $.30

ICA INSULEX FLEXIBLE SHAFT COUPLING

Flexible phosphor bronze spring contact mounted on Insulex disc for efficient low-loss coupling. 1" diameter. Has ¼" bushing.

No. 2143 ..... Net $.36

ICA INSULEX FLEXIBLE COUPLERS

Utilizes a circular disc of Insulex ¾" diameter and two ¼" bushings mounted on flexible phosphor bronze springs.

No. 2100 ..... Net $.30

ICA BAKELITE FLEXIBLE COUPLER

Made of Flexible bakelite, diameter ¾" and ¼" bushings mounted on flexible phosphor bronze spring.

No. 2101 ..... Net $.24

ICA PANEL BEARING ASSEMBLY

Will fit on panels up to 1/16" thickness.

No.		Net
1248	—Over-all length 3"	$.21
1249	—Over-all length 6"	.27
1250	—Bearings only	.10

ICA SHAFT COUPLINGS AND EXTENSION RODS

Brass Couplings and Reducers

No	Length	Hole	O.D.	Net
2105	¾"	¼" coupler	½"	$.11
2106	¾"	⅜" coupler	9/16"	.11
2107	¾"	⅜" to ¼" coupler	9/16"	.11
2111	1⅛"	¼" to ¼" shaft	½"	.11
2112	1⅛"	⅜" to ¼" shaft	9/16"	.11
2113	1⅛"	¼" to ⅜" shaft	9/16"	.11
2125	—Brass Split Bushing ⅛" long x ⅜" O.D. x ¼" I.D.			.05

ICA Fenoline Couplings and Reducers

No.	Length	Hole	O.D.	Net
2116	¾"	¼" coupler	½"	$.11
2108	¾"	⅜" coupler	9/16"	.11
2109	¾"	⅜" to ¼" coupler	9/16"	.11
2110	1⅛"	¼" to ¼" shaft	½"	.11

Long Extension Couplings

Made of Brass with extra long extension Hole

No.	Material	Length	I.D.	O.D.	Net
2123	—Brass	¾"	¼"	½"	$.15

ICA SPACER AND BUSHING ASSORTMENTS

Brass and Insulated

Assortment of 25 spacers and bushings in ¼ & ⅜. Diameters from ¼" to ¾" long. Ideal for raising sub panels, chassis, etc.

No.		Net
5260	—Insulated Assortment	$.57
5261	—Brass Assortment	.57
	Threaded Brass Bushing Assortments	
5262	—16 Assorted Brass bushings Threaded for 6/32 from ¼" to ¾"	.57
5263	—16 Assorted Brass bushings Threaded for 8/32 from ¼" to ¾"	.57

ICA SHORT-WAVE AND BROADCAST COILS

Wound on Small Bakelite Rim Type Forms

Tuned with 140 MMF. (.00014) or 150 MMF (.00015) condensers.

4 PRONG—2 WINDINGS
With Primary and Secondary Windings

No.		Net
1421B	—Set of 4 Short Wave Coils —Covering 9½ to 217 Meters.	$1.17
1430B	—Set of 2 Broadcast Coils —Covering 190 to 550 Meters.	.99
	6 PRONG—3 WINDINGS	
	With Primary, Secondary and Tickler	
1423B	—Set of 4 Short Wave Coils —Covering 9½ to 200 Meters.	$1.65
1424B	—Set of 2 Broadcast Coils —Covering 190 to 550 Meters.	1.26

ICA SHORT WAVE AND BROADCAST PLUG-IN COILS

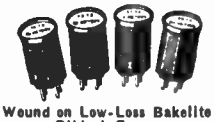

Wound on Low-Loss Bakelite Ribbed Forms

No.		Net
	4 PRONG—2 WINDINGS	
1471	—Set of 4 short wave coils— —covering 9½ to 217 Meters.	$1.32
1473	—Set of 2 Broadcast coils — —covering 190 to 550 Meters.	1.05
	6 PRONG—3 WINDINGS	
1474	—Set of 4 short wave coils— —covering 9½ to 200 Meters.	1.92
1476	—Set of 2 Broadcast coils — —covering 190 to 550 Meters.	.165

ICA TRANSMITTING COIL FORMS

2¼" Diameter
3½" High

Made of Low-Loss RX-47 Dielectric. Rugged and durable. Amber color. Size of body affords 3¼" of winding space.

No. 2670—1 Prong ..... Net $.42
No. 2671—5 Prong ..... Net .45
No. 2672—6 Prong ..... Net .51

ICE GROOVED TRANSMITTING COIL FORMS

2¼" diam., 3½" high

Ribs grooved for Precision Space Winding with a right hand thread — 20 grooves per inch, cut at 99° per "V" .025 deep.

No. 2675—4 Prong ..... Net $.60
No. 2676—5 Prong ..... Net .63
No. 2677—6 Prong ..... Net .66

ICA LARGE LOW-LOSS RIBBED COIL FORMS

AMBER BAKELITE
1⅝" Diameter
3⅝" High

No.		Net
1051	—4 Prong	$.24
1052	—5 Prong	.24
1053	—6 Prong	.27

ICA SMALL RIBBED COIL FORMS

Made of Amber Color Bakelite
1⅜" diam., 2¼" high

No.		Net
2158	—4 Prong	$.18
2159	—5 Prong	.18
2160	—6 Prong	.18

ICA SMALL BAKELITE COIL FORMS

1¼" diam., 2¼" high

No.		Net
1108B	—4 Prong	$.15
1113B	—5 Prong	.15
1114B	—6 Prong	.15

ICA LOW-LOSS "INSULEX" RIBBED COIL FORMS

1½" diam., 3" high

No.		Net
952	—4 Prong	$.42
953	—5 Prong	.45
954	—6 Prong	.48

ICA "Insulex" R.F. CHOKE COIL

No. 277
Inductance 2.5 M.H.
D.C. Resist. 16 ohms
Current Cap 150 ma.
Net $.21

Silk Wire Wound Supplied with wire leads for mounting.

ICA "INSULEX" R.F. CHOKES

Cat. No.	Inductance	D.C. Resis.	Current Cap	Net
1777	2.5	30	150	$.24
1775	5.5	57	150	.30
1774	10	73	150	.33
1772	30	136	125	.39
1773	60	196	125	.51
1771	80	222	125	.54

IRON CORE HIGH "Q" R.F. CHOKES

No.	Ind. M.H.	D.C. Res. ohms	Net
6200	2.5	17	$.39
6201	3.5	22	.39
6202	5.5	28	.45
6203	10	55	.48
6204	30	83	.54
6205	60	142	.60
6206	80	168	.66
6207	125	214	.90

ICA INSULEX R.F. CHOKES

No.	Ind. M.H.	D.C. Res. Ohms	Cur. Cap. Ma.	Net
2277	2½	24	150	$ .30
2279	5	62	150	.39
2280	10	78	150	.51
2282	60	195	125	.54
2283	80	250	125	.60

ICA TRANSMITTING R.F. CHOKES

Tapered Sections

Wound on Insulex low-loss core. Has a continuous universal winding in five tapered sections. Designed for maximum impedance in amateur bands from 160 meters downward.

No.	Ind. M.H.	Cur. Ma.	Res. Ohms	Net
266	2.8	1000	5	$1.35
267	5.3	500	12.5	1.20

HEAVY DUTY TRANSMITTING CHOKES



No.	Ind. M.H.	Cur. Cap. Ma.	D.C. Res. Ohms	Net
280	2.5	1000	5	$1.20
278	2.5	500	12	1.05

ICA 2½ and 5 METER R.F. CHOKE

A compact, efficient R.F. choke for use in transmitters and receivers at ultra-high frequencies. Single layer spaced winding on pig-tailed Insulex low-loss form. Small enough to be wired directly into the smallest transceivers. Inductance 5.4 Mic.-Henries; Resistance 0.45 ohms; maximum current 1000 M.A. 5/16" Diameter x 1¾" long.

No. 1645 ..... Net $.18

ICA INSULINE ICA
RADIO PRODUCTS

INDIVIDUAL RADIO HARDWARE ITEMS

The following sizes and types of hardware can be purchased in individual jars, either for refilling the assortment racks or as a refill for your own hardware stock. Each jar contains the amount mentioned.

Individual types and sizes. Packed in handsome glass display jars.

NET 30c PER JAR

Round Head Machine Screws

No.	Quantity	Size
5000	100	4—36 x ¼" long
5001	100	4—36 x ½" long
5002	75	4—36 x ¾" long
5007	90	6—32 x ¼" long
5008	80	6—32 x ½" long
5009	70	6—32 x ¾" long
5010	50	6—32 x 1" long
5014	75	8—32 x ⅜" long
5015	70	8—32 x ½" long
5016	65	8—32 x ¾" long
5017	40	8—32 x 1" long
5022	60	10—32 x ½" long
5023	50	10—32 x ¾" long
5024	35	10—32 x 1" long

Parker-Kalon Self-Tapping Screws

No Tapping Necessary—No Nut Required

5051	50	No. 4 x ½"
5052	50	No. 6 x ¾"
5053	45	No. 6 x ⅞"
5054	40	No. 7 x ½"
5055	35	No. 10 x ¾"
5056	45	No. 10 x ⅞"

Nickel Plated Hexagon Nuts

5070	100	4—36 x ¼" Diam.
5071	90	6—32 x ¼" Diam.
5072	80	8—32 x 5/16" Diam.
5073	50	10—32 x ⅜" Diam.
5074	80	6—32 x 5/16" Diam.

Kant-Link Lock Washers

5080	125	For 6-32 Screws
5081	125	For 8-32 Screws
5082	100	For 10-32 Screws

Shakeproof Lock Washers

5085	100	For 6-32 Screws
5086	90	For 8-32 Screws
5087	80	For 10-32 Screws

Plain Steel Plated Washers

5090	100	For 6-32 Screws
5091	100	For 8-32 Screws
5092	100	For 10-32 Screws

Escutcheon Plate Screws

5182	100	No. 1—¼" length

Fahnestock Clips—Spring Brass N.P.

5190	40	¾" long
5191	40	1" long

Rack Screws and Washers

5120	20 each (10/32 x ⅝) (10/32)	Oval Bend Screw Cup Washer

Flexible Rubber Grommets

No.	Quantity	Size Diam.	Size Thick.	Size Hole
5120	15	½"	9/32"	7/64"
5121	12	21/32"	¼"	⅜"
5122	15	½"	¼"	¼"
5124	10	13/16"	⅜"	⅜"
5125	10	¾"	⅜"	⅜"

Plain Fibre Washers

		Diam.	Hole	Thick.
5100	125	5/16"	⅛"	1/32"
5101	100	⅜"	3/16"	1/16"
5102	90	½"	⅛"	3/64"

Shoulder Fibre Washers

		Over-all Diam.	Shoulder Diam.	Height
5100	100	⅜"	¼"	5/64"
5111	90	7/16"	13/64"	7/64"
5112	75	½"	⅜"	3/64"
5113	50	½"	⅜"	3/32"

Brass Tinned Terminal Lugs

No.	Quantity	Type	Length	Size of Hole
5135	125	Flat	¼"	No. 6
5136	100	Flat	⅞"	No. 10
5141	75	Flat	1"	No. 8 or 5/16"
5137	75	Link	1"	No. 8
5138	100	Spade	¾"	9/64 Slot
5139	75	Cord	⅞"	¼"
5140	50	H.D. Battery Cable	1⅛"	¼"

Nickel Plated Rivets

		Length	Diameter
5160	100	3/16"	⅛"
5161	80	¼"	⅛"
5162	70	5/16"	⅛"

Nickel Plated Eyelets

5170	100	⅛"	3/16"
5171	90	5/16"	¼"
5172	80	5/16"	7/64"
5173	75	5/16"	11/64"

Cable Clamps

5200	35	¾" long x 5/16" Bend
5201	30	1" long x ½" Bend

Angles and Brackets

5207	25	7/16" x 7/16" x 5/16"
5205	16	⅝" x 1" x ⅜" wide
5206	15	½" x 1⅜" x ⅜" wide

ICA INSULATED AND BRASS SPACERS AND BUSHINGS

Used for raising sub panels, chassis, condensers, etc. For manufacturers, experimenters and laboratory use.

Made of High Quality Brass

No.	Diameter	Length	Net per C
5760	¼"	¼"	$1.74
5761	¼"	⅜"	1.80
5762	¼"	½"	1.92
5763	¼"	¾"	2.40
5764	⅜"	⅞"	2.01
5765	⅜"	½"	2.40
5766	⅜"	¾"	2.79

25 in Standard Package

Made of Fenoline Insulation

No.	Diameter	Length	Net per C
5775	¼"	¼"	$1.65
5776	¼"	⅜"	1.80
5777	¼"	½"	1.95
5778	¼"	¾"	2.40
5779	⅜"	½"	2.10
5780	⅜"	½"	2.49
5781	⅜"	¾"	3.00

25 in Standard Package

Threaded Brass Bushings—¼" Diameter

No.	Size	Length	Net per C
5785	for 6/32 screw	¼"	$2.10
5786	"	⅜"	2.70
5787	"	½"	3.30
5788	"	¾"	3.90
5790	for 8/32 screw	¼"	2.10
5791	"	⅜"	2.70
5792	"	½"	3.30

25 in Standard Package

ICA ANGLES AND BRACKETS

An assortment of Angles and Brackets commonly used in the radio and electrical fields.

No.	Size	Width	Description	Net per C
5702	7/16 x 7/16"	⅜"	Angle Bracket	$1.20
5703	⅝ x 1"	¾"	Angle Bracket	1.35
5704	½ x 1⅜"	⅜"	Angle Bracket	2.40
5705	½ x ½"	½"	One hole tapped for 8/32—other plain	2.40

100 in Standard Package

ICA FUSE MOUNTINGS

No. 2340—Flush Mounting ..... Net $.11
No. 2341—Panel Type ..... Net .11

ICA ENVELOPE HARDWARE DISPLAY

A handsome display card containing 84 envelopes of popular size hardware, 4 each of 21 different items. Replacement packages of all items for refills or stock can be ordered separately from numbers as listed below. Quantities and sizes of each envelope is listed herewith.

No.	Quantity	Description	Net
8001	25	4/36x½ R.H.M. Screws	$.09
8002	20	4/36x¾ "	.09
8007	24	6 32x¼ "	.09
8008	20	6/32x½ "	.09
8009	18	6/32x¾ "	.09
8010	15	6/32x1 "	.09
8015	18	8 32x½ "	.09
8016	18	8/32x¾ "	.09
8017	10	10/32x1 "	.09
8070	25	4/36x¼ Nuts	.09
8071	24	6/32x¼ "	.09
8072	20	8/32x5/16 "	.09
8073	12	10/32x⅜ "	.09
8074	24	6/32x5/16 Nuts	$.09
8210	6 & 6	Rack Screw and Washer	.09
8052	12	6x¼ P.K. Screws	.09
8053	12	6x⅜ P.K. Screws	.09
8054	10	7x½ P.K. Screws	.09
8085	25	Shakeproof Washers 6/32	.09
8086	22	" " 8/32	.09
8087	20	" 10/32	.09
8110	20	Fibre Washers ⅜x¼x5/64	.09
8111	20	" 7/16x13/64x7/64	.09
8112	17	" ½x⅜x3/64	.09

8100—84 Envelopes with Display Card $7.56

ICA ALL-PURPOSE RADIO HARDWARE AND ESSENTIAL EQUIPMENT

Packed in a handy indestructible metal utility case.

This De Luxe assortment includes such items as knob set screws — escutcheon screws — Parker-Kalon self-tapping screws — rubber grommets — screws — nuts, etc.

No. 5251 ..... Net $2.25

ICA MASTER SCREW AND NUT ASSORTMENT

Contains a substantial quantity of all the popular sizes machine screws, wood screws, Parker-Kalon self-tapping screws and nuts to match.

No. 5252 ..... Net $2.70

ICA FIBRE WASHER ASSORTMENT

A representative assortment of fibre washers both plain and shoulder, to fit all popular size screws and bolts.

No. 5805 ..... Net $.36
Contains 100 assorted washers

ICA RUBBER GROMMET ASSORTMENT

Assortment contains popular sizes used in Radio and Electrical Work.

No. 5810 ..... Net $.36
Contains 28 Rubber Grommets
No. 5811 ..... Net $.69
Contains 60 Rubber Grommets

ICA ANGLE AND BRACKET ASSORTMENT

A complete assortment of 30 popular angles and brackets, nickel plated finish.

No. 5800 ..... Net $.36

Copyright by U. C. P., Inc.

ICA INSULINE ICA
RADIO PRODUCTS

ICA 4-in-1 NEUTRALIZING TOOLS, SCREW DRIVER and WRENCH
Made of Fenoline
Fully Insulated

No.	Net
1019—Complete as shown	$.45
1020—Majestic Attachment for #1019	.15
1021—Crosley Attachment for #1019	.15

ICA 5-in1 NEUTRALIZING AND COMPENSATING TOOL

Same features as the 4-in-1 tool described above with an additional all metal screw driver.
No. 1022 ..... Net $.66

ICA 3-in-1 NEUTRALIZING TOOL
With Metal Nibs

Made of Sturdy Fenoline Material, with Brass Nickel Plated Metal Nibs. Unbreakable.
No. 988 ..... Net $.66

ICA Neutralizing Tools with Metal Nibs

Patent No. U.S. 83,321
Sturdy, unbreakable, will outlast all other type neutralizing tools.
No. 996 ..... Net $.75

LO-LOSS ALIGNING TOOL
Transparent Lucite

Have extremely low capacity and high Q. Will not affect the most delicate electrical balance.
No. 1035 ..... Net $.27

ICA BONE FIBRE SCREW DRIVER

Made entirely of $\frac{5}{16}$" bone fibre rod with a sturdy blade.
No. 1029 ..... Net $.36

ICA BONE FIBRE SCREW DRIVER

Double Edged—No Metal—Fully Insulated
Made of ¼" Bone Fibre Rod
No. 1039 ..... Net $.27

ICA NEUTRALIZING TOOL
For Push Button Tuners

The Socket is $\frac{7}{32}$" in diameter, and contains a screw driver blade.
No. 1003 ..... Net $.36

ICA SET TRIMMER NEUTRALIZING TOOLS FOR PHILCO, ZENITH, RCA, Etc.

Fits the smallest size trimmer condensers. Trimmer end is $\frac{7}{32}$ diam. to fit ¼" hole.

No. 992— 6" long	Net $.54
No. 933—10" long	Net .72

ICA ALIGNMENT WRENCH
For RCA, PHILCO, etc.

Used on all makes Air Trimmer. Made of ⅜" Fenoline Rod—8½" long—one end has hollow shaft hexagon wrench—other end has an especially shaped hook.
No. 1008 ..... Net $.84

ICA BALANCING TOOL

Fits into No. 1019 Neutralizing Tool.
No. 1026 ..... Net $.27

INSULATED NEUTRALIZING WRENCHES

Hexed—Full Length
For Philco, Majestic and Other Receivers
⅜" Diameter

No. 985—6" long	Net $.15
No. 986—8" long	Net .18

ICA Alignment Tool for Philco Receivers
For Air Trimmer Sets

Has specially designed metal clip for air trimmers. Made of narrow fine rod, $\frac{7}{32}$" diam. by 6" long.
No. 1033 ..... Net $.27

ICA Insulated Adjustable Neutralizing Tools

Absolutely no metal parts. Screw driver slides into inside of neutralizing wrench.

No. 990—Extending from 6" to 11"	Net $.45
No. 991—Extending from 10" to 18"	Net .57

ICA ALL PURPOSE ALIGNING TOOL

Handle is of ⅜" Fenoline. End has Socket Screw Driver for neutralizing all iron core tuning systems.
No. 1002 ..... Net $.33

ICA ALIGNMENT TOOLS
For R.C.A. Receivers

Narrow shaft Neutralizing Tools made of Bone Fibre—$\frac{7}{32}$" Wide. Has screw nib inserted in Brass Collar on end.
No. 1015 ..... Net $.45

ICA NARROW SHAFT ALIGNMENT TOOL

RCA—Zenith—etc. $\frac{7}{32}$" Bone Fibre Rod.
No. 987 ..... Net $.36

ICA MAGIC TUNING ALIGNMENT TOOL

Consists of a Bakelite rod with a Brass cylinder at one end, and a special finely divided iron core at the other end.
No. 977 ..... Net $.60

ICA FORK TYPE NEUTRALIZING WRENCH and SCREW DRIVER
For RCA and Other Sets

No. 1024 ..... Net $.27

ICA Fenoline Neutralizing Screw Drivers

Made of Fenoline. Strong and sturdy, completely insulated for neutralizing and aligning coils, condensers, receivers, etc.
No. 1028 ..... Net $.21

ICA ALL-PURPOSE TEST LEAD KIT COMPLETE FOR EVERY TESTING NEED

Equipped with one pair of test leads which have 60" of red and black kinkless live rubber wire. One end has insulated removable banana-type plugs.
Included in this test kit:
- 1 pr. test leads.
- 1 pr. insulated alligator clips—red and black.
- 1 pr. insulated spade plugs—red and black.
- 1 pr. insulated needle points—red and black.

No.	Net
1005—Kit, complete	$1.50

ICA PHONO, NEEDLE POINT TEST LEADS
With Slim Bone-Fibre Handles and Flexible Wire

Flexible, rubber-covered, kinkless wire, 50" long. Fenoline handles 4" long.

No.	Net
382—With Phone Tips	$.45
381—With Spade Terminals	.45
379—With Alligator Clips	.51

ICA DE LUXE EXTRA-FLEXIBLE TEST LEADS

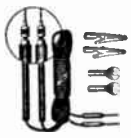

Slim Handles & Solderless Plugs
50" Extra-Flexible Test Leads with 4" Bone Fibre handles. New non-kinking, rubber insulated wire.

No.	Net
355—With Phone Tips	$.45
356—With Spade Terminals	.45

ICA PENCIL TYPE TEST LEADS
Finger-Grip Molded Tips

All connections are properly soldered providing low resistance connections vital in all precision tests. The Molded Finger Grip Tips are provided with rivets for easy renewal of wire. Length of test leads is 65". Handles are 5" long.
No. 373 ..... Net $.81

ICA HEAVY DUTY LABORATORY TEST LEADS
Long Slim Handles and Removable Phono Needle Chuck

Extra long slim red and black handles knurled at end for finger grip ease. Handles 6" long. 50" of heavy duty kinkless, flexible rubber wire.

No.	Net
400—With knurled grip handle Insulated solderless plug	$.75
388—With alligator clip	.66
391—With spade lugs	.60
392—With non insulated phone tips	.60

ICA Slim Handle Test Leads



Made of sturdy Bone-Fibre Handles. 50" of Kinkless Live Rubber wire. Handles 6" Long—Overall Length 7". Prods have pointed large phone tip plugs.

No.	Net
313—Phone Tips on end	$.60
314—Spade Lugs on end	.60
315—Alligator Clips on end	.66

ICA HIGH VOLTAGE HEAVY DUTY TEST LEADS
10,000 VOLTS

Made of large diameter Bakelite handles with guards to prevent fingers from slipping. Cable 18 gauge, 67/36 tinned copper, with heavy walled rubber covering. Prods 6" long with 50" red and black cable and 2" Bakelite Prods on either end.
No. 475 ..... Net $1.80 per pair

ICA Unbreakable Test Prods
Long Metal Prod with Shock-proof Rubber Handles

One end has standard needle point Tips. Other end has Insulated Solderless Plugs. Supplied with 50" Kinkless Rubber Wire.

No. 332—With Phone Tips Non Insulated	Net $.45
No. 331—Insulated Solderless Plug Ends	Net .51

ICA ALL PURPOSE TEST LEADS

Made of sturdy Bone Fibre Tubing. Slim handles, 6" long. Over length 7¼". Rubber covered wire 50" long.
With Interchangeable Tips

No.	Net
312—Complete Kit	$1.20

ICA SMALL HANDLE INSULOID TEST LEADS

Equipped with phone tip inserted in black and red insuloid handle on one end.

No.	Net
368—Phone Tips	$.24
367—Spade Lugs	.24

ICA FLEXIBLE SCREW DRIVER
For the Hard to Reach Spots

Allows access to screws in hard to reach and out of the way places. Can go under objects or around corners.
No. 935 ..... Net $1.05

ICA INSULINE ICA
RADIO PRODUCTS

ICA SHEARING PUNCHES

Now! No Hammering Necessary to Punch Chassis Holes.

Shearing is accomplished with a wrench which forces shear punch into die. Made of High Grade Steel.

No.	Size of Hole	Net
725	¾"	$1.95
726	1.70	2.31
727	1⅛"	2.31
728	1 3/16"	2.31
729	1¼"	2.31
730	1⅜"	2.55

SOCKET PUNCH FOR AMPHENOL OR CLIPTITE TYPE SOCKETS

Punches a keyed hole in chassis to accommodate the special sockets.

No.		Net
765	—Small size 1.170" diameter	$3.60
766	—Large size 1.320" diameter	3.60

ICA Improved All-Purpose Circle Cutter

Will Cut Holes from ¾ to 8 Inches

Cutting bar holder is 1" in diameter and also accommodates a centering drill or any size pilot pin. Cutting bar is ⅜" square and is arranged to hold a 3/16" high speed cutting bit.

No. 775 ..... Net $2.97

ICA Universal Multi-Purpose Cutting Tool

This handy tool can be used for counter-sinking, beading, drilling or cutting holes. Equipped with 3/16" holes from 1/4" diameter up to 3" diameter. Can be used either in drill press or hand brace. Also acts as a boring tool when used in a lathe.

No. 780 ..... Net $1.95

ICA SQUARE HOLE SHEARING PUNCH

This new punch permits the cutting of any size odd-shape hole (square rectangular, hexagon, oblong, etc.) on any size panel or chassis. Good for Enlarging or punching TRANSFORMER Holes.

No. 790 ..... Net $6.90

ICA RIVET AND EYELET PUNCH SET

A Universal Tool that can be used for either riveting or eyeletting. Holder is made of cast iron with hexagonal sides, thus permitting the tool to be placed in a vise without slipping.

No. 785—Complete with ample assortment of eyelets and rivets. Net $1.95

RIVET & EYELET ASSORTMENT

Additional eyelets and rivets can be purchased separately.

No. 5265—(Assortment of 100) ..... Net $.36

ICA SOLDERING IRONS

ICA Highest Quality Soldering Irons are "Best By Test". Each model is submitted to the most severe tests and results prove conclusively that ICA irons are equal, if not superior, to any soldering iron on the market today.

60 WATT IRON

No. 1960-A—110-115 Volts ..... Net $2.40

85 WATT IRON

No. 1962-A—110-115 Volts ..... Net $3.00

115 WATT IRON

No. 1961-A—110-115 Volts ..... Net $3.57

ICA SOLDERING IRON TIPS

For American Beauty Irons

Made of special copper alloy. Ends are hot tinned. For replacement in American Beauty Irons and other makes that have the same specification for size.

No.	Length	Diam.	Net
1937	4⅝"	⅜"	$.60
1974	1⅜"	1/16"	.33

ICA Unbreakable Volume Control Wrench

Socket is 5/16" diameter.

No. 937 ..... Net $.75

ICA UNBREAKABLE "TURN-TITE" SOCKET WRENCHES

7½" long. Handle is of ribbed shockproof unbreakable material.

No.		Net
940	—3/16" socket	$.45
941	—¼"	.45
942	—5/16"	.45
943	—11/32"	.45
944	—⅜"	.45
945	—7/16"	.45
946	—½"	.45
949	—(Set of 7 Wrenches as above)	3.15

ICA "TURN-TITE" SOCKET WRENCHES



HOLLOW SHAFTS

Made of hardened steel, cadmium plated, with sturdy Black japanned wooden handles.

6 Inches Long		9 Inches Long	
No.	Net	No.	Net
898—3/16"	$.18	900—3/16"	$.24
890—¼"	.18	894—¼"	.24
891—5/16"	.18	895—5/16"	.24
892—⅜"	.18	896—⅜"	.24
893—7/16"	.18	897—7/16"	.24
899—½"	.18	901—½"	.24
910—Set of 6 Wrenches	1.08	911—Set of 6 Wrenches	1.44

RIVET & EYELET SETTING TOOL

No. 786 ..... Net $.45

ICA DE LUXE NEUTRALIZING and ALIGNING TOOL KIT

Complete for Every Service Need



Consists of fourteen tools, most of which telescope into one another, forming six units when assembled into the attractive black leatherette case.

The complete kit in carrying case can be kept in the pocket. Tools complete with carrying case.

No.	Net
994	$3.45

ICA NEUTRALIZING AND ALIGNING TOOL KIT

The Kit consists of twelve separate and distinct parts, some of which can be employed for several operations. These units telescope into each other, forming four separate tools when assembled.

No. 998 ..... $2.85

Complete With Carrying Case

ICA Complete Neutralizing Tool Kit

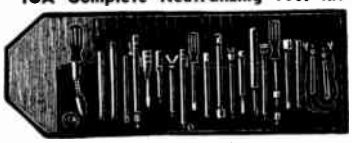

The kit consists of one of each of the following ICA tools, described herein:—No's 382, 1008, 987, 1015, 976, 996, 992, 985, 990, 1024, 1019, 1026, 1022, 1004, 1013, 1028, 1039, 1029, 1033, 935, 937.

Total list of tools if purchased individually $18.50.

No.		Net
995	—Kit, Complete with Carrying Case	$9.45

ICA LOCK SOCKET WRENCH and SCREW DRIVER SET

Actually a set that will take care of all socket wrench requirements, either radio or electrical, ignition or mechanical needs.

All parts are steel cadmium plated and are packed in an attractive box. The set includes the following:

1—Screw Drives and Handle
1—¼" Hex Handle and Extension Ell Shaped —5" long
1—¼" Hex Staright Extension—3" long
1—Socket which holds the extensions to screw drives
1—3/16" Socket
1—11/32" Socket
1—⅜" Socket
1—7/16" Socket
1—Internal Knurled Socket to fit any 12 point Double Hex nut between size 3/16" and ⅜"
1—¼" Socket

No. 999 ..... Net $1.20

ICA SHORT-O-TESTER

Contains a 2½ volt lamp and a small flashlight battery so connected to indicate an open or closed circuit. It will test the continuity of practically any circuit used in radio receivers. Complete with 2½ volt bulb.

No. 1030 ..... Net $1.05

ICA AMBER COLORED UNBREAKABLE MIDGET SCREW DRIVER

Particularly shaped to fit into set screws of knobs. Complete with pocket clip. Length 4⅝".

No. 1013 ..... Net $.11
No. 1017—Length 6" ..... Net .14

ALL PRICES SHOWN ARE DEALER'S NET COST

ICA INSULINE ICA
RADIO PRODUCTS

ICA DELUXE SIGNA-TONE
AUDIO OSCILLATOR — CODE PRACTICE SET — KEYING MONITOR

No. 4300

The ICA Signatone is a perfected Audio Oscillator, having 3 different output frequencies and a continuously variable volume control. The Audio notes are similar to those of high quality commercial CW stations.

1. CODE PRACTICE SET—A number of phones and keys may be connected for intercommunication or for classroom or radio club instruction in code.

2. KEYING MONITOR—An invaluable aid in improving any ham's "fist". Will follow the "bug" at all speeds. No well-equipped station should be without this keying monitor.

No. 4301

3. MODULATION SIGNAL—The steady note of the Signatone is ideal for adjusting both the Modulator and modulated stages of your transmitter for a maximum modulation percentage of not over 100.

4. SIGNAL TRACER—By feeding the output of the Signatone into each stage of your modulator and listening to the output of that stage, defects and "bugs" can easily be located. Complete with tube and self-contained speaker, for 110 V AC-DC.

No. 4300—*Dealer Net Cost $9.75
No. 4301—Classroom Model (No Speaker)—Dealer Net Cost 7.50

ICA TENNA-SCOPE

A new style built-in tuned radio antenna which may be connected to any radio without making circuit changes. Eliminates use of outside aerial and ground. Easily connected to radio receiver by any person.

No. 4380 ..... Net $1.17

ICA DYNATROL
Line Noise Filter and Noiseless Aerial

A most efficient filter of line noises. Provides good clear radio reception from any radio. Also used as indoor aerial.

No. 132 ..... Net $1.05

ICA INSULTENNA
Aerial Eliminator

A very compact unit containing condensers which give it a capacity of 75 feet of ordinary aerial wire.

No. 87

Net $1.35

ICA DUPLEX FILTERVOLT

Eliminates noises caused by Electric Shavers, Refrigerators, Fans, Elevators, Motors, Etc. Equipped with Dual outlet, both sides being filtered for noise elimination.

No. 90 ..... Net $.60

ICA ANTENNATROL
For Improved Radio Reception

- Eliminates Interfering Stations.
- Operates as noise reducer with outside aerial, and works as an indoor aerial.
- Increases volume on weak stations.

No. 4394 ..... Net $.75

ICA TENNASCOPE LOOPS
For Midgets or Portables

Eliminates the necessity of an outdoor or indoor antenna. Can be accurately matched to receiver by removing turns on coil. Size 4 3/8 x 8"

No. 4385 ..... Net $.51

ICA FILTERVOLT

Eliminates extremely noisy radio reception due to interruptions in power line caused by electrical appliances, lights, etc.

No. 394 ..... Net $2.25

ICA PERMO—MAGNETIC MICROPHONE
High Impedance
Frequency Range 60 to 8000 Cycles

A high quality microphone, incorporating the new type high impedance Permo-Magnetic unit. Highly sensitive, it assures a perfect response at all times.

Frequency Range: 60 to 8000 Cycles with output level of 50 D.B. Complete with 5 ft. cord ready to install.

No. 1867 ..... Net $2.97

Extra Extension Cords for microphone: 10 feet rubber covered stranded wire and cord connector. No. 194 ..... Net $.51

ICA STUDIO TYPE HAND MICROPHONE

A popular style hand carbon microphone for use on any radio set or amplifier. Looks like a professional crystal type microphone. Contains an on-and-off switch mounted on handle. Furnished with 10 ft. cord and connector prong.

Complete with diagrams and instructions.

No. 1855

Net $1.50

ICA MICROPHONE BOOSTER

For connecting single button carbon microphones to radio receivers. Increases sensitivity and volume of any carbon microphone and limits button current to a safe value.

No. 1860 ..... Net $.75

ICA EAR PHONES
Complete With Head Bands

Made of molded Bakelite and lightweight nickel-plated metal. 2000 ohms.

No. 23—Double Head Phone ..... Net $2.37
No. 22—Single Head Phone with Band ..... Net $1.35

EAR CUSHIONS

Made of soft rubber and are ideal for the amateur, wireless operator and individuals who use ear phones. Used by all leading air lines.

No. 195 ..... Net $.51

LINGUAPHONE MORSE CODE RECORDS

Learn the International Morse Code Quickly, Easily — Uses EYE-EAR Method. The Complete Linguaphone Code Equipment consists of 5 Double-faced, electrically transcribed records in durable album. Contents: 3 Tables, 10 Lessons, 14 Exercises, 4 Appendices.

No. 1800—Complete ..... Net $8.50

ICA "TRIPLEX"
Radio & Telegraph Code Practice Set
Blinker Light
Radio Signal—Telegraph

No.		Net
70	Single Unit (less batteries)	$1.17
71	Double Unit (50 ft. wire)	2.37

ICA TOP-NOTCH CRYSTAL SET

A super-sensitive crystal mounted under a dust proof glass cover. Beautifully engraved calibrated dial — housed in a handsome black crystalline metal case. Selector coil wound on solenoid form assuring clear and perfect reception.

No. 12 ..... Net $1.20

ICA CRYSTAL SET

Has an adjustable crystal and an adjustable slider tuning coil. Complete with crystal and catwhisker.

No. 7 ..... Net $.75

ICA PIED PIPER CRYSTAL RECEIVER
Looks Like a Midget Receiver

The PIED PIPER is as different from old type crystal sets as can be. It's a beauty. Housed in beautiful Black Bakelite case, it looks just like a regular radio receiver.

The PIED PIPER is 6 1/4" high x 4 3/4" wide x 2 1/4" deep. The set has an adjustable crystal control on front panel. A tuning dial is operated by a Bakelite knob.

No. 5 ..... Net $2.10

ICA REPLACEMENT "GALENA" CRYSTALS

Sensitive Galena mounted crystals. Fit all standard crystal cups.

No. 3 ..... Net $.06

ICA FIXED CRYSTAL DETECTOR

A very sensitive Galena Crystal with permanent contact molded into colored Fenoline casing. Has 2 terminals for connections and mounting. Ideally suited for rectifiers on output meters.

No. 10 ..... Net $.57

ICA CRYSTAL DETECTOR STAND WITH METER TESTED CRYSTAL

Swivel arm contacts any point on crystal quietly and easily. Uses clip terminals. Furnished with extra sensitive meter-tested crystals.

No. 11 ..... Net $.15

ICA GLASS ENCLOSED CRYSTAL DETECTOR

A dustproof crystal detector, using a highly sensitive Galena crystal unit and cats whisker. Mounted on bakelite base with Fahnestock clips, ready for use.

No. 20 ..... Net $.27

ICA UNIVERSAL VOLTAGE REGULATOR

No. 92 ..... Net $.60

ALL PRICES SHOWN ARE DEALER'S NET COST

ICA INSULINE ICA
RADIO PRODUCTS

ICA RECORD-PLAYER SWITCH

Replacement for RCA Switch 9824A

Recommended for quickly connecting Record Players, F.M. attachments, Television attachments, Microphones and similar devices into the audio amplifier of existing radio receivers.

No. 1740 .....Net $.90

ICA HEADPHONE ADAPTERS

Convert any radio receiver into a "QUIET" Radio. Furnished with a 3 ft. cable and change-over switch permitting the selection of Phones or loudspeaker, or vice versa.

6 Prong Headphone Adapter

To be inserted under any 6 prong Pentode Power Tube. No. 2582.....Net $1.95

8 Prong Headphone Adapter

To be inserted under 8 prong metal or metal glass power tube. No. 2589....Net $1.95

Adapters for Push Pull Output Tubes

No. 2585—6 prong with 2 adapters Net $2.25
No. 2587—8 prong with 2 adapters Net 2.25

ICA HIGH IMPEDANCE PICK-UP ADAPTERS

For Crystal Phono. Pick-ups and Crystal Mikes

The adapters connect either by insertion in control grid to ground circuit of detector or to first audio amplifier of receiver.

Furnished complete with shielded cable and change-over switch permitting to switch over from radio to phonograph or microphone, or vice versa.

5 Prong Adapter—For insertion under any 5 prong detector or 1st audio tube.
No. 1760 .....Net $.90

Octal Base Adapter—For insertion under any detector or first audio amplifier that uses the octal base.
No. 1761 .....Net $.90

Grid Cap Adapter—For insertion under any detector or first audio stage that has the control grid on top cap of tube.
No. 1762 .....Net $.90

Grid Cap Adapter—Same as above except for use on metal or "G" type tubes.
No. 1763 .....Net $.90

Grid Cap Adapter—For 6SQ7, 12SQ7, 6SR7, 12SR7.
No. 1764 .....Net $.90

Octal Base Adapter — For 6SF5, 12SF5, 6SC7, 12SC7.
No. 1765 .....Net $.90

ICA GRID-CAP PHONO ADAPTER

A Grid-Cap Phone Adapter to connect the phonograph pick-up to grid cap of the tube. For crystal pick-ups.
No. 1732—For Metal Tubes Net $.36
No. 1733—For Glass Tubes Net $.36

UNIVERSAL TUBE PRONG ADAPTER

Contacts Single Tube Prong
No. 2037.....Net $.21

UNIVERSAL ADAPTERS

New Universal Adapter permits the "Break-in" on any tube element without affecting circuit constants or potentials. Contacts not used can easily be removed by hand or left in adapter without using.

No. 2027—4 prong .....Net $.18
No. 2028—5 prong .....Net .18
No. 2029—6 prong .....Net .18
No. 2030—7 prong .....Net .18
No. 2031—8 prong (for metal tubes) Net .24

ICA REPLACEMENT LINE BALLASTS

For Majestic, Stewart Warner and Brunswick

Exact duplicates of the original ballasts. Made to exact specifications, both physically and electrically. Units are enclosed in air-cooling perforated metal cases.

No.		Net
4200	For Majestic 70 series	$.99
4201	For Majestic 90 series	.99
4202	Mor Majestic 180 series	.99
4203	For Stewart Warner 900 series	.99
4204	For Stewart Warner 950 series	.99
4205	For Stewart Warner R100 series	.99
4206	For Brunswick Receivers	.99

ICA UNIVERSAL RESISTOR CORD

From 22 or 330 Ohms On One Cord

One cord to replace Resistor Cord on all makes of receivers.

No. 205 .....Net $.60

ICA SHIELDED PLUGS AND JACKS

Diameter 1"—size of cable hole 31/64"; length 7/8.

No.	Male Plug	Net
2534	2 prong	$.15
2535	3 prong	.15
2536	4 prong	.15
2537	5 prong	.15
2538	6 prong	.15

No.	Female Receptacle	Net
2546	2 hole	$.15
2547	3 hole	.15
2548	4 hole	.15
2549	5 hole	.15
2550	6 hole	.15

ICA BATTERY ATTACHMENT PLUGS

Used as replacement on batteries in all portable receivers—

	Net
2500—1½ Volt "A"	$.05
2501—6 Volt "A"	.05
2503—45 Volt "B"	.05
2502—45 Volt "B"	.05

CERAMIC BEAD INSULATORS

5/64" Diam.
Used for construction of short concentric link lines.

No. 2315—(100 beads) .....Net $.24

ICA 3-IN-1 RADIO TUNER

Antenna Tuner Wave Trap Aerial Eliminator

No. 93—Complete with Instructions, Net $.36

ICA HANDY UNIVERSAL ADAPTER KIT

Consists of one each of the 4, 5, 6, 7 and 8 prong wafers and 12 contacts in a handy leatherette case. It is so constructed that contact can be readily inserted to make any type adapter requiring from 4 to 8 contacts. Contacts can be taken out after each use and can be reassembled to make other combinations.

No. 2039 — Complete in Leatherette Case—Net $.51

ICA MIDGET CONDENSERS
LO-LOSS CERAMIC INSULATION



Highly efficient, compact and rugged condensers for short wave receivers and transmitters. Employ non-corrosive plates, wiping phosphor bronze rotor contacts. Single Hole Mounting — Shaft is of Brass and ¼" in Diameter; plated to resist corrosion — Complete with mounting nuts.

No.	Plates	Max. Cap.	Min. Cap.	Net
6302	3	15 mmfd.	3 mmfd.	$.54
6304	4	25 mmfd.	35 mmfd.	.57
6305	7	50 mmfd.	4 mmfd.	.60
6306	11	80 mmfd.	6 mmfd.	.66
6303	14	100 mmfd.	6 mmfd.	.69
6301	19	140 mmfd.	7 mmfd.	.75
		Double-Spaced Condenser		
6300	10	35 mmfd.	6.5	.75

ICA CERAMIC PADDING CONDENSERS

Compact, yet rugged Padding Condensers. Designed for aligning tandem condensers, short wave band switch coils, antenna trimmers, etc. Uses high grade Mica and Phosphor Bronze Springs contacts.

No.	Min. Cap.	Max. Cap.	Net
611	4.0 mmfd.	50 mmfd.	$.24
612	12.0 mmfd.	120 mmfd.	.24
613	130.0 mmfd.	450 mmfd.	.27
614	160.0 mmfd.	500 mmfd.	.27

INSULEX INSULATORS

Made of WHITE Glazed Insulex. This new line of insulators meets the demand for a perfect, non-porous low loss product. Used by broadcasters, amateurs, experimenters and set-builders. Available in various sizes and types. All feed-thru have cork washers.

STAND OFF INSULATORS

No.	Description	Height	Base Size	Net
2300	Little Pete	1"	½" x ⅞"	$.05
2301	Junior Pete	1⅜"	¾" x 1⅛"	.06
2302	Big Pete	1¾"	1" x 1½"	.08
2303	Beehive	2⅜"	2" Diam.	.12
2304	Jack Type	1¼"	1" x 1½"	.10

FEED-THRU INSULATORS

No.	Description	Ht.	Base Diam.	Mtg. Hole Size	Net
2305	Sub-Panel	¾"	⅝"	5/16"	$.09
2306	Sub-Panel	1"	¾"	7/16"	.12
2307	Sub-Panel	1¼"	⅞"	7/16"	.15
2334	Large Sub-Panel	2⅞"	1½"	11/16"	.33
2320	Jack Type	1"	¾"	7/16"	.15
2321	Jack Type	1⅜"	⅞"	7/16"	.18

CERAMIC RODS

Made of Alsimag. Suitable for mounting insulators, condensers, coils, etc.

Available in two lengths.

No.	Lgth.	Dia.	Tap.	Net
2310	1¼"	½"	6-32	$.12
2311	3¼"	½"	6-32	.18

ALL PRICES SHOWN ARE DEALER'S NET COST

Copyright by U. C. P., Inc.

ICA INSULINE ICA RADIO PRODUCTS

ICA SUPER-TEST AUTO RADIO IGNITION SUPPRESSORS

Made of Moulded Bakelite—All Metal Parts Made of Rugged Machined Brass

No.		Net
Type E—349B	Spark Plug Slip-on Suppressor Fit 1939-40 cars	$.15
Type E—349F	Slip-on Spark Plug Suppressors for New Model Ford Cars	.15
Type D—350B	Spark Plug Suppressors with Dual Threaded Inserts	.15
Type D—351B	Spark Plug Suppressors for Ford cars up to 1939	.15
Type A—377	Bracket type Suppressor	.15
Type B—352B	Distributor Suppressor for all cars	.18
Type C—4461	Ford Early Models	.18
Type C—4463	Ford Late Models	.18

NEW AND IMPROVED ICA WIRE WOUND SUPPRESSORS LOW RESISTANCE 30 OHMS. D. C.



2351B 2354B 2353B

These suppressors have an extremely low D.C. resistance and thus definitely do not affect the intensity of the ignition spark or cut down the speed of the car.

No.		Net
2351B	Spark Plug Suppressor	$.33
2353B	Distributor Suppressor	.33
2354B	1938-1939 Slip-On Suppressor; Will Also Fit Older Type Cars	.33

ICA MASTER DISTRIBUTOR SUPPRESSOR

10,000 Ohms

For use on new type cars where only one Suppressor is needed. Impervious to heat, oil and moisture. "Master Suppressor" is guaranteed to eliminate all motor noises—avoiding the necessity of individual suppressors.

No. 330 ..... Net $.36

ICA SUPER DISTRIBUTOR FILTER

Replaces All High Resistance Suppressors Wire Wound

Only one ICA Super Distributor Filter is required for each car, for complete filtering of ignition noises. Consists of a number of separately wound pies of low D.C. resistance and high A.C. impedance, contained in a rugged bakelite heat and moisture-proof housing. The Super Filter is placed in distributor head only.

No. 4457 ..... Net $1.50

ICA "A" LINE R. F. FILTER

Line noises, such as hum, hash, or ripple, can be eliminated by the use of these Filters in the "A" line.

No. 4455 ..... Net $.84

ICA AUTO ANTENNA CONNECTORS AND ADAPTERS

No. 2347—Antenna Connector
Net ..... $.4½ ea.

No. 2348
Standard Fuse Holder
Net ..... $.06 ea.

No. 2349 — Jumbo Fuse Holder (2½ long x ½ wide) ..... Net $.13 ea.

No. 2395 — Lead-in Adapters — converts Motorola lead to Delco Fittings.
Net ..... $.18 ea.

No. 2372—Lead-in Adapter — converts standard leads to Motorola Fittings.
Net ..... $.18 ea.

No. 2375
Motorola Pin Plug
Net ..... $.7½ ea.

No. 2378
Motorola Shielded Jack....Net $.13 ea.

ICA AERIAL BOOSTER COIL FOR MOTOROLA RECEIVERS

Equipped with special fittings for Motorola sets.
No. 2371 ..... Net $.27

ICA UNIVERSAL AERIAL BOOSTER COIL

Designed to operate efficiently on any type receiver.
No. 2370 ..... Net $.27

ICA DELUXE SIGNAL GAINER



An adjustable impedance matching device to be connected between the car antenna and the receiver. Provides best signal-to-noise ratio. May either be left in the best operating position or be tuned for best results for each station.

A pointer knob and calibrated dial assure exact setting for each station. Compact and attractive. Very simple to install. No tampering with car radio whatsoever. Complete with shielded Lo-Loss Lead-in cable and connectors.

No. 2390 ..... Net $1.17

ICA STANDARD SIGNAL GAINER



Performance similar to above, except that it is non-adjustable. Properly set at the factory for best results. Complete with Standard and Pin Plug adapters.

No. 2391
Net ..... $.45

ICA FRONT WHEEL NOISE SUPPRESSORS

Simple — effective. Equipped with plate and screw for easy attachment to wheel caps.
No. 4475—Per pair ..... Net $.18

ICA WHEEL HUB STATIC ELIMINATOR

Used under hub of front wheel. An essential on all cars to eliminate front wheel static. Less Back Plate and screw.
No. 4476—Per pair .... Net $.12

ICA SHIELDED LO-LOSS AUTO ANTENNA LEAD-IN CABLES

Replacement for any make Auto Antenna. Made of flexible cable—protected by a durable shielded loom, covered with black processed braid.

No.		Net
4590	24" Long—Male Connector and Ground Lead	$.36
4591	24" Long—Male and Female Connectors	.36
4592	24" Long—Both Male Connectors	.36
4593	36" Long—Male Bayonet Terminal Lug End	.42
4594	48" Long—Male and Female Connectors	.48
4595	72" Long—Male Connectors with Ground Lead	.60
4597	Shielded Cowl Lead with Pin Plug 36" long	.42
4598	Shielded Lead for ICA Universal Bracket Cowl Antenna with Pin Plug 36" long	.42

ICA AUTO BY-PASS CONDENSER

For by-passing ammeter, dome light or generator. Capacity ⅛ mfd.
No. 1244 ..... Net $.27

ICA GENERATOR SILENCER

Heavy duty generator condenser eliminates generator, ammeter, distributor noises. Capacity 1 mfd.
No. 1243 ..... Net $.42

ICA FORD V8 NOISE SILENCER

No. 1245
Net $.42

ICA FORD V8 CONDENSERS FOR 1939-1940 MODELS

Equipped with Special Bracket. Capacity ½ mfd.
No. 1246 ..... Net $.42

ICA PLUG AND JACK



Used on RCA recording units, receivers and auto sets.

No.		Net
2383	Pin Plug	$.08
2385	Socket & Shield	.11

ICA INTERFERENCE CONTROL FOR AUTO RADIOS

Consists of a combination high-frequency filter and an adjustable balancing circuit that completely eliminates the use of spark plug suppressors. A manual inductance control permits positive "balancing out" of interference regardless of the frequency.

No. 4454 ..... Net $1.50

ICA INSULINE ICA
RADIO PRODUCTS

I. C. A. "DE LUXE" AUTO RADIO ANTENNAS

SIDE COWL AERIALS

NOISELESS! **RATTLE PROOF!**

Lifetime Guarantee Against Rusting
Admiralty Brass and Stainless Steel Antennae

- Static Discharge Ball supplied on all aerials
- All Antennae supplied with 36" Fool-proof Spring Tensioned Lo-Loss Cables protected by Heavy Shielded Loom to prevent noise pick-up

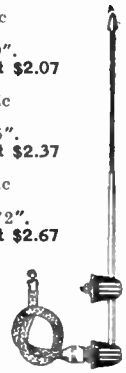

The "GOVERNOR"
Two Section Telescopic
49" Total Length
Extends from 23" to 49".
No. 4551 ..... **Net $2.07**

The "CHANCELLOR"
Three Section Telescopic
65" Total Length
Extends from 20" to 65".
No. 4566 ..... **Net $2.37**

The "COMMODORE"
Three Section Telescopic
72" Total Length
Extends from 23½" to 72".
No. 4555 ..... **Net $2.67**

The "PRESIDENT"
Three Section Telescopic
96" Total Length
Extends from 31½" to 96"
No. 4553 ..... **Net $3.00**

The "COUNSELLOR"
FOR LONG DISTANCE RECEPTION AND POLICE WORK
Four Section Telescopic—108" Total Length
Made of Extra Large Diameter Brass Tubing.
No. 4558A ..... **Net $3.57**

ICA "ROCKER" AERIAL

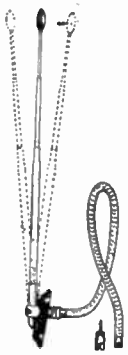

A Variable Angle Antenna to Fit the Contours of All Car Bodies

- The adjustable mounting mechanism is concealed so as to make it both tamper-proof and weather-proof.
- Beautifully fashioned — Rugged construction.
- Easy to install requiring the drilling of only 2 small holes adjusting the antenna to the desired angle and tightening.

Completely assembled, ready for installation with 36" shielded Lo-Loss Cable and Universal plug-in attachment.

"ROCKER" ANTENNA
2 Section Telescopic—49"
Extends from 23" to 49"
No. 4540 ..... **Net $2.40**
10 to a Standard Carton—Weight 12 lbs.

3 Section Telescopic—72"
Extends from 23½" to 72"
No. 4541 ..... **Net $2.70**
10 to a Standard Carton—Weight 16 lbs.

UNI-MOUNT UNDERHOOD ANTENNA

Only One Aerial for All Type Mountings
Fits All Model Cars Including Latest 1940 Styles

- Dual Brackets designed so that they can be interchanged in a minute for both Underhood and Alligator types
- Eliminates drilling of holes on body of car
- Made of Admiralty Brass, Triple-Chrome Plated. Guaranteed Rust-proof
- Both Underhood and Alligator Mounting Brackets are included as standard equipment with every aerial.
- All Antennas are supplied with Shielded Lo-Loss Lead-in Cable

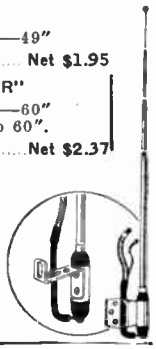

The "WASP"
2 Section Telescopic—49"
No. 4800 ..... **Net $1.95**

The "TRAVELLER"
3 Section Telescopic—60"
Extends from 20" to 60".
No. 4801 ..... **Net $2.37**

The "CLIPPER"
3 Section Telescopic-72"
Extends from 23½" to 72".
No. 4802 ..... **Net $2.67**

The "NEW YORKER"
3 Section Telescopic-96"
Extends from 31½" to 96".
No. 4803 ..... **Net $3.00**

DISAPPEARING COWL AERIALS

NOISELESS—RATTLEPROOF—RUSTPROOF

- Triple Chrome plated, Admiralty Brass tubing
- Quickly and easily installed
- Disappears out of sight between side of cowl and kick pad of car
- Single Hole Mount (only ½ inch diameter) on cowl of car
- Will not interfere with Vision
- Beautiful Design, fittings match those of all new cars
- Has "Static Discharge" Ball on top of antenna
- Equipped with 36 inch Shielded Lo-Loss Lead-in

Individually Boxed

The "REGAL"
Two Section—50"
Extends from 3" to 50". Manually operated.
No. 4585 ..... **Net $3.00**

The "DE LUXE"
Three Section—60"
Extends from 3" to 60". Manually operated.
No. 4586 ..... **Net $3.30**



FENDER MOUNT *Concealed* ANTENNA

Specially designed for the new model streamlined cars where fenders allow graceful installation of this new type concealed antenna.

The fittings of this new type antenna are designed so that they fit any and all contours of fenders. Completely concealed underneath the fender, out of the way of any mechanism in the car. The antenna and lead fittings are permanently weather-proof and secure. The antenna is made of Admiralty Brass tubing, triple chrome plated. Lifetime guarantee against rusting.

Completely assembled ready for installation. Equipped with 48" shielded weather-proof Lo-Loss lead, Mounting Clamps and Brackets.

FENDER MOUNT
3 Section Telescopic—50"
Extends from 3" to 50"
No. 4570 ..... **Net $3.57**
10 to a Standard Carton—Weight 15 lbs.

HOME ANTENNAS

12 FEET—4 SECTIONS
Made of Admiralty Brass—Guaranteed Rust Proof

- The Latest Type Home Antenna suggested by leading Radio Set Manufacturers for best results.
- Eliminates unsightly and dangerous wires.
- Clear, noise-free reception with no power line interference.
- Very sturdy construction—made of Admiralty Brass with Beautiful Nickel-Plated Finish.
- Guaranteed Rust-proof for the Life of Antenna.
- Universal Bracket allows permanent and convenient installation on soil pipe, window pipe, chimney, roof, gables, cornices, wall copings, etc.

Individually boxed.
Vertical Mast Only—With Attaching Clamps—Less Lead-in Wire.
No. 4515 ..... **Net $2.70**
10 to a Standard Carton—Weight 25 lbs.

COMPLETE VERTICAL MAST ANTENNA
Vertical Mast with all accessories for Universal Mounting—including lead-in Wire, Ground Wire, Brackets, Lightning Arrestor, Screws, Insulators, etc.
No. 4516 ..... **Net $2.97**
10 to a Standard Carton—Weight 33 lbs.

DE LUXE WINDOW ANTENNAS

8 FEET—12 FEET
Made of Admiralty Brass—
with Beautiful Nickel-Plated Finish

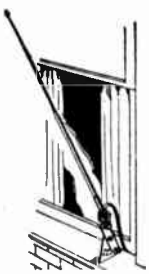

- For Homes, Apartments, Hotels, Office Buildings, and places where it is inconvenient to install outdoor aerials or to improve reception on indoor installations.
- Quickly and easily installed.
- Adjustable Bracket at base, permits the antenna to be focused in any position for best reception.
- Furnished completely assembled with mounting flange, insulator and lead-in strip.

Individually boxed.

3 Section Telescopic Antenna Opens to 96" Total Length
No. 4527B ..... **Net $2.70**
10 to a Standard Carton—Weight 14 lbs.

4 Section Extra Long Window Antenna
12 Feet Long
Ideal for DX Reception and Rural sections where extra length is needed for best results.
No. 4513 ..... **Net $2.97**
10 to a Standard Carton—Weight 33 lbs.

TUBE AND ROD ASSEMBLIES

Police—Amateur—Marine—Tractor and Countless Other Uses

All tubes are made of Admiralty Brass Triple Chrome plated. Rods are made of stainless steel. All assemblies are Telescopic and equipped with red static ball on top, and bullet shaped fitting on bottom with the exception of Assembly No. 6063. This assembly is made of 4 sections of Admiralty Brass, Nickel-plated, Non-Telescopic—each section dovetails into each other.

No. 6030—2 Section—49"
Net $1.47

No. 6031—3 Section—60"
Net $1.71

No. 6032—3 Section—66"
Net $1.77

No. 6033—3 Section—72"
Net $2.07

No. 6034—3 Section—96"
Net $2.40

No. 6035—4 Section—108"
Net $2.97

No. 6036—4 Section—144"
(Nickel-Plated—Non-Telescopic)
Net $2.40

ALL PRICES SHOWN ARE DEALER'S NET COST

JAMES MILLEN

Amateur Band

TRANSMITTER ACCESSORIES

50-Watt Transmitter—Exciter

USES 6L6 AND 807

Compact relay rack mounting

A Tri-tet circuit, which is used to obtain harmonic output, is reduced to the simple tetrode circuit for oscillator output at the crystal fundamental by short-circuiting the cathode tank circuit. Sufficient oscillator output at the fourth harmonic of the crystal frequency is obtainable to drive the 807, which may be operated as either a straight amplifier or frequency doubler, making it possible to obtain an output of 25 to 50 watts or more in four bands from a single crystal of properly-chosen frequency.

The entire unit is designed to operate from a single 250-ma. supply delivering up to 750 volts, the maximum voltage at which the 807 is designed to operate. A fixed bias of 45 volts is required for the 807 and the two heaters together consume 1.8 amperes at 6.3 volts. A single milliammeter with a scale of 200 ma. may be switched to read the plate current of either stage.

Because it is possible to double or quadruple frequency in the plate circuit of the oscillator and to double frequency in the plate circuit of the 807 as well, there are several possible combinations of coils and crystals which will produce the same output frequency.

90800, less tubes, but including one set of coils. *Net Price* **$37.50**

Additional coils, per set of three. *Net Price*.....$3.00

(In ordering state band in which crystal operates and band in which output is desired)

Variarm—ECO

A GOOD ECO AT A LOW PRICE

LOW DRIFT—Less than 0.06% from cold start. Most drift in first 10 minutes.

VIBRATION IMMUNE—Shock mounted oscillator section; sturdy construction.

NO HAND CAPACITY

CHIRPLESS KEYING—Constant load on power supply.

GOOD BAND SPREAD—100 dial divisions from 3500 to 3650 kc. on model 90700. "Variarm" vernier tuning on both models.

COMPLETE—Vibrationless power supply, three tubes, output coupling unit.

The Rice-Variarm was described in detail in a comprehensive article by Henry E. Rice, Jr., in the January issue of *QST*. The Millen commercial models are:

No. 90700 has fundamental oscillator frequency range of from 3500 to 3650 kc. "Convenient-to-change" taps on amplifier and link coils provide for output on 80 or 40. Complete with G.E. tubes, ready to use. *Net Price* **$32.50**

No. 90701 is the same as No. 90700 except fundamental oscillator frequency range of from 1750 to 2000 kc., providing for output on 160 or 80. Complete with G.E. tubes, ready to use. *Net Price*... **$32.50**



Copyright by U. C. P., Inc.

PRICES SUBJECT TO CHANGE WITHOUT NOTICE

JAMES MILLEN

Modern Parts Designed for Application

MILLEN RADIO PRODUCTS are well designed MODERN PARTS for MODERN CIRCUITS, attractively packaged, moderately priced, and fully guaranteed. They have been designed with a view toward easy and practical application as well as efficient performance. For instance, the terminals are located so as to provide shortest possible leads, mounting feet are designed for easy insertion of screws and socket contacts, so that the solder won't run down inside them and make impossible the insertion of the tube, etc. Thus our slogan, "Designed for Application." Our general catalog is available for the asking either from your favorite parts supply house or direct from the factory.

11000, 12000, 13000, 14000 SERIES CONDENSERS
11000 Series has worm drive.

MILLEN TYPE

Code	Capacity per side		Air Gap	Voltage Rating	Net Price
	Max.	Min.			
11035	36	4.6	.077"	3000	$6.90
11050	51	6.5	.077	3000	7.14
11070	74	9.5	.077	3000	7.80
13035	35	4.9	.077	3000	4.56
13050	49.5	6.3	.077	3000	5.20
13070	71	7.3	.077	3000	5.88
14200	204	10.7	.077	3000	7.80
14100	90.5	12.9	.171	6000	12.00
14050	50		.171	6000	7.20
14060	60		.265	9000	12.00

CONVENTIONAL SINGLE SECTION TYPE

Code	Capacity per section		Air Gap	Finish on Plates	Net Price
	Min.	Max.			
12935	9	37	.176"	Polished	$4.32
12936	9	37	.176	Plain	3.90
12536	6	43	.077	Plain	2.40
12551	7	55	.077	Plain	2.70
12576	9	76	.077	Plain	3.00
12510	12	101	.077	Plain	3.60
12515	18	151	.077	Plain	4.50

CONVENTIONAL DOUBLE SECTION TYPE

Code	Capacity per section		Air Gap	Finish on Plates	Net Price
	Min.	Max.			
12035	6	43	.077"	Polished	$4.32
12036	6	43	.077	Plain	3.90
12050	7	55	.077	Polished	5.10
12051	7	55	.077	Plain	4.32
12075	9	76	.077	Polished	5.61
12076	9	76	.077	Plain	5.40

Code	Description	Net Price
10000	Worm Drive Unit	$3.75
10001	Drum Meter Dial 0-100	1.85
10007	1¾" Nickel Silver Inst. Dial-0-100	.50
10008	3⅜ Nickel Silver Inst. Dial-0-100	1.00
10050	Dial Lock	.45
10060	Shaft Locks for ¼" Shafts	.36
10065	Vernier Drive Unit	.36
10067	Shaft Bearing, ¼"	.21
15001	Neutralizing Condenser 0.7–4.3 "Poly"	.90
15002	Neutralizing Condenser 0.5–13.5 "Poly"	1.05
15003	Neutralizing Condenser 1.5–8.5 "Poly"	.90
15005	Neutralizing Condenser 3.4–14.6 "Air"	2.00
15006	Neutralizing Condenser 2.8–9.1 "Air"	3.00
20015	Steatite Ultra Midget 15 mmfd SS	.75
20035	Steatite Ultra Midget 35 mmfd SS	1.00
20050	Steatite Ultra Midget 50 mmfd SS	1.20
20100	Steatite Ultra Midget 100 mmfd SS	1.50
20140	Steatite Ultra Midget 140 mmfd SS	1.70
20920	Steatite Ultra Midget 20 mmfd DS	1.20
20935	Steatite Ultra Midget 35 mmfd DS	1.40
21050	Steatite Ultra Midget 50 mmfd SS	1.75
21100	Steatite Ultra Midget 100 mmfd SS	1.90
21140	Steatite Ultra Midget 140 mmfd SS	2.10
21935	Steatite Ultra Midget 35 mmfd DS	1.90
22075	Steatite Midget 75 mmfd SS	1.32
22100	Steatite Midget 100 mmfd SS	1.38
22140	Steatite Midget 140 mmfd SS	1.62
22915	Steatite Midget 15 mmfd DS	1.20
22935	Steatite Midget 35 mmfd DS	1.30
22950	Steatite Midget 50 mmfd DS	1.50
23075	Steatite Dual Midget 75 mmfd per section SS	2.60
23100	Steatite Dual Midget 100 mmfd per section SS	2.50
23925	Steatite Dual Midget 25 mmfd per section DS	2.25
23950	Steatite Dual Midget 50 mmfd per section DS	2.50
24100	100 mmfd per section. Single spaced	2.75
24935	35 mmfd per section. Double spaced	2.75
25130	93–130 Air Padder	1.50
26025	3.2–25 Air Padder	.96
26050	4–50 Air Padder	1.08
26075	4.3–76 Air Padder	1.20
26100	5–97 Air Padder	1.32
26140	6.5–140 Air Padder	1.60
26920	4.5–20 Air Padder	1.40
26935	5.5–36 Air Padder	1.50
27010	10 mmf Silver on Mica	.36
27025	25 mmf Silver on Mica	.36
27050	50 mmf Silver on Mica	.36
27100	100 mmf Silver on Mica	.36



PRICES SUBJECT TO CHANGE WITHOUT NOTICE

Copyright by U. C. P., Inc.

JAMES MILLEN

Modern Parts Designed for Application

Code	Description	Net Price
27150	150 mmf Silver on Mica	$ .42
28030	30 mmfd Mica Trimmer	.15
30001	Standoff, ½ x 1⅜, QuartzQ	.15
30002	Standoff, ½ x 2⅜, QuartzQ	.21
30003	Standoff, ¾ x 2⅜, QuartzQ	.55
30004	Standoff, ¾ x 4⅞, QuartzQ	.65
31001	Standoff, ½ x 1, Isolantite	.20
31002	Standoff, ½ x 2½, Isolantite	.27
31003	Standoff, ¾ x 2, Isolantite	.30
31004	Standoff, ¾ x 3½, Isolantite	.42
31011	Cone, ¾ x ½, Steatite	.07
31012	Cone, 1 x 1, Steatite	.21
31013	Cone, 1½ x 1, Steatite	.27
31014	Cone, 2 x 1, Steatite	.75
31015	Cone, 3 x 1½, Steatite	.45
32100	Steatite Bushing for ⅜" hole	.30
32101	Steatite Bushing for ½" hole	.35
32102	Steatite Bushing for ¼" hole	.20
32103	Steatite Bushing for ¾" hole	.45
32150	Isolantite Thru-bushing, for ¼" hole	.05
32201	Steatite Bushing and Hardware	.75
32203	Steatite Bushing and Hardware	3.60
32300	Isolantite Bushing	1.80
33002	Crystal Socket	.25
33004	4 Prong Socket	.24
33005	5 Prong Socket	.24
33006	6 Prong Socket	.24
33007	7 Prong, Large, Socket	.34
33008	8 Prong, Octal, Socket	.24
33087	Base Clamp for 807, etc.	.30
33105	Acorn Socket, QuartzQ	.90
33888	Aluminum Shield for 33008	.18
33991	Socket for 991, etc.	.45
34010	Shielded 10 MH receiving	.60
34100	Universal 2.5 MH	.36
34101	Universal 2.5 MH, less Standoff	.30
34102	Commercial type 2.5 MH	.36
34140	Universal Air Core Transmitting	1.00
34150	Amateur Band Iron Core	1.75
34210	General Purpose RFC 10 MH	.60
34225	General Purpose RFC 25 MH	.75
34240	General Purpose RFC 40 MH	.75
34285	General Purpose RFC 85 MH	.95
34800	Interruption Frequency Oscillator Coil	1.20
36001	Ceramic Plate Cap, 9/16" for 866, etc.	.21
36002	Ceramic Plate Cap, ⅜" for 807, etc.	.21
37001	Black Bakelite Safety Terminal	.40
37104	Four Terminal Black Bakelite	.60
37105	Five Terminal, Steatite	.50
37202	Steatite Plates, Pr.	.21
37211	Bracket	.15
37222	Terminal Posts, Pr.	.30
37501	Low Loss Mica Bakelite Safety Terminal	.45
38001	Isolantite 3/16" O.D. Beads (Pk. of 50)	.30
38500	100 Beads, 5/16" dia., QuartzQ	.60
39001	Truly Flexible Isolantite	.36
39002	Conventional	.36
39003	Solid Brass N.P.	.21
39005	Universal Joint, Non-Insulated	.36
39006	Slide Action	.36
40205	Midget Coil Plug	.24
49305	Intermediate Size Coil Plug	.45
41205	Midget Coil Socket	.30
41305	Intermediate Size Coil Socket	.45
43001	QuartzQ Blank Coil Form and Plug	.90
43011	Midget Coils for Each Band. Mounted on No. 40205	.90
43021		.90
43041		.90

Code	Description	Net Price
43081	Plug No. 1 at end of code means center link.	$ .90
43161	No. 2, end link	.90
44000	QuartzQ Coil Form 1¾" dia. x 3¾"	.75
44001	QuartzQ Blank Coil Form and Plug	1.20
44005		1.50
44010		1.50
44020		1.50
44040	"100 watt" coils for each band.	1.50
44080	Mounted on No. 40305 plug	1.90
44160		2.10
44500	Swinging Link and Socket	1.75
45000	Coil Form, 1" dia. no p. low loss mica base Phenolic	.21
45004	Coil Form, 1" dia. 4 p., low loss mica base Phenolic	.30
45005	Coil Form, 1" dia. 5 p., low loss mica base Phenolic	.30
45500	Coil Form, ⅝" dia., Steatite	.45
46100	Coil Form, 1½" dia. no p., QuartzQ	.45
47001	Coil Form, ½" dia., QuartzQ	.10
47002	Coil Form, ½" dia., QuartzQ	.15
47003	Coil Form, ¾" dia., QuartzQ	.35
47004	Coil Form, ¾" dia., QuartzQ	.45
55001	Sheet, 3 x 8½ x .1, QuartzQ	.45
58000	Coil Dope, 2-oz., QuartzQ	.30
77083	"83" Hash Filter 250MA	1.00
77866	"866" Hash Filter 500MA	1.25 pr.
77872	"872" Hash Filter	1.40 pr.
79020	14mc Band Wave Trap	.90
79040	7mc Band Wave Trap	.90
79080	3.5mc Band Wave Trap	.90
79160	1.7mc Band Wave Trap	.90

I. F. TRANSFORMERS

Code	Description	Net Price
	Air Trimmed	
60454	456 Diode Air Core	4.50
60455	456 Interstage (1) Air Core	4.50
60456	456 Interstage (2) Air Core	4.50
60501	5000 Interstage (2) Air Core	4.50
60502	5000 Diode Air Core	4.50
60503	5000 FM Interstage Air Core	4.50
60504	5000 FM Disc Air Core	4.50
62161	1600 Interstage Iron Core	4.50
62162	1600 Diode Iron Core	4.50
62454	456 Diode Iron Core	4.50
62456	456 Interstage Iron Core	4.50
63163	1600 BFO Air Core	4.50
63456	456 BFO Air Core	4.50
63503	5000 BFO Air Core	4.50
	Mica Trimmed	
67454	456 Diode Iron Core	1.25
67456	456 Interstage Iron Core	1.25
67503	5000 FM Interstage Air Core	1.50
67504	5000 FM Disc Air Core	1.50
	Permeability Tuned	
64454	456 Diode (2)	1.35
64456	456 Interstage (2)	1.35
65456	456 BFO	1.35
64161	1600 kc Interstage	1.50
65163	1600 kc BFO	1.50
	Triple Tuned	
66454	456 Diode	1.75
66456	456 Interstage	1.75
90721	Hetrofil	4.00



Copyright by U. C. P., Inc.

PRICES SUBJECT TO CHANGE WITHOUT NOTICE

JAMES MILLEN



A Precision Crystal *Secondary* FREQUENCY STANDARD

A precision frequency standard capable of being adjusted to WWV or some other primary standard and putting out uniformly accurate calibrating signals with 10, 25, 100, 1000 KC intervals. Uses the new GENERAL ELECTRIC 1000 KC crystal having a frequency temperature coefficient of less than one cycle/Mc/C°. The crystal is sealed in Helium in a standard metal tube envelope.

The self-contained AC power supply has VR150-30 voltage regulator tube. . . . In addition to oscillator, multivibrators, and amplifier, a built-in detector with phone jack and gain control on panel is incorporated.

The August 1940 issue of the magazine *QST* contains a detailed technical description by the designer, Mr. George M. Brown.

Tubes required: VR150-30; 6K8; 2-6SC7; 6V6; 6SJ7; 6J5; 5W4. Cabinet size: 9" x 9½" x 10½". Weight of the 110 volt 60 cycle model, less packing, is 16 lbs.

90505 Frequency Std., with G.E. tubes and crystal 110V60 net pr. . . $110.00
90507 Frequency Std., with G.E. tubes and crystal 220V50-60 net pr. 120.00

MIDGET FREQUENCY METERS



Many amateurs and experimenters do not realize that one of the most useful "tools" of the commercial transmitter designer is a series of very small absorption type frequency meters. These handy instruments can be poked into small shield compartments, coil cans, corners of chassis, etc., to check harmonics; parasitics; oscillator-doubler, etc., tank tuning; and a host of other such applications. Quickly enables the design engineer to find out what is really "going on" in a circuit. Sold in sets of 4 in handy protective case or individually.

90605 Range 3.0 to 10 mc. $2.65
90606 Range 9.0 to 23 mc. 2.65
90607 Range 23 to 60 mc. 2.65
90608 Range 50 to 140 . . . . . 2.65
90600 Complete set of four, in case 10.00

PRICES SUBJECT TO CHANGE WITHOUT NOTICE

Copyright by U. C. P., Inc.

HEADPHONES By C. F. CANNON

MEMBER RMA

THE "CHIEF"—*Cannon-Ball Bakelite Headset*

The "Chief" is a new addition to the Cannon-Ball family of headsets. There is a demand for a high grade bakelite phone, reasonably priced, and The "Chief" meets this requirement in every respect. It is an inside terminal type. The diameter of the diaphragm is $2\frac{1}{16}$". Bakelite cases and caps. Double coils, two in each receiver. Laminated Chrome Magnets. Braid covered headbands with permanent adjustment and having no removable parts. Cotton covered cord four and one-half feet long.

No.	List Price
CC-2—2000 ohms D.C. 10000 ohms impedance at 1000 cycles	$3.75
CC-3—3000 ohms D.C. 15000 ohms impedance at 1000 cycles	4.25
CC-5—5000 ohms D.C. 25000 ohms impedance at 1000 cycles	5.25

Leather covered headband in place of the braid band ..... List 45c extra

THE SUPERIOR

THE BRANDES "SUPERIOR" MATCHED TONE HEADSET

The Brandes "Superior" headset has been on the market since 1908. It was one of the first headsets available to amateurs. It is the outside terminal type. The diameter of the diaphragm is $2\frac{1}{8}$". Aluminum cases. Black bakelite or aluminum unbreakable caps. Double coils, two in each receiver. Magnets made of chrome magnet steel $\frac{1}{4}$" square. It has a stainless steel headband with permanent adjustment and having no removable parts. Cotton covered cord four and a half feet long.

No. BS-2—2000 ohms D.C. 10000 ohms impedance at 1000 cycles. List Price.....$3.10

THE BRANDES "ADMIRAL" MATCHED TONE HEADSET

The Brandes "Admiral" phone is of the same general construction as the Brandes Superior but has the terminals on the inside.

No. BA-2—2000 ohms D.C. 10000 ohms impedance at 1000 cycles. List Price.....$3.35

No. BA-3—3000 ohms D.C. 15000 ohms impedance at 1000 cycles. List Price..... 3.75

No. BA-5—5000 ohms D.C. 25000 ohms impedance at 1000 cycles. List Price..... 5.25

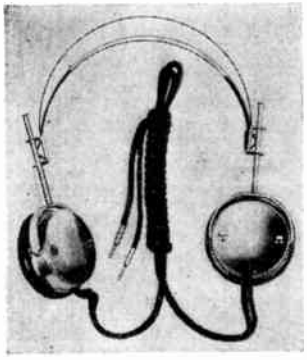

THE MASTER

THE "MASTER" CANNON-BALL *That Old Reliable Headset*

The "Master" Cannon-Ball headset is of exceptional high quality and rugged construction. It is used extensively in institutions, hospitals and prisons, and by radio servicemen and amateurs everywhere. It is of the concealed terminal type. The diameter of the diaphragm is $2\frac{1}{16}$". Aluminum cases. Bakelite or aluminum unbreakable caps. Double coils, two in each receiver. Magnets made of chrome magnet steel $\frac{1}{4}$" square. It has a stainless steel headband with permanent adjustment and having no removable parts. Cord is cotton, four and a half feet long.

No. MC-2—2000 ohms D.C. 10000 ohms impedance at 1000 cycles. List Price.....$3.10

No. MC-3—3000 ohms D.C. 15000 ohms impedance at 1000 cycles. List Price..... 3.50

No. MC-5—5000 ohms D.C. 25000 ohms impedance at 1000 cycles. List Price..... 5.00

Cannon-Ball Sponge Rubber Headset Ear Cushion

A comfortable, sanitary cushion which will fit over the cap of any headset.
No. HC-1—

List Price, per pair $0.50

CANNON-BALL HEADPHONE ADAPTOR

This Adaptor can be attached to any radio set. It has a three-way switch. You can listen with phones or speaker alone or with the phones and speaker together.

No.	List Price
K-3 —Mounted Adaptor Switch with cord	$2.40
K-E 3—Kit complete with Empire phones and switch	4.75
K-M 3—Kit complete with Master phones and switch	5.75

THE CHIEF

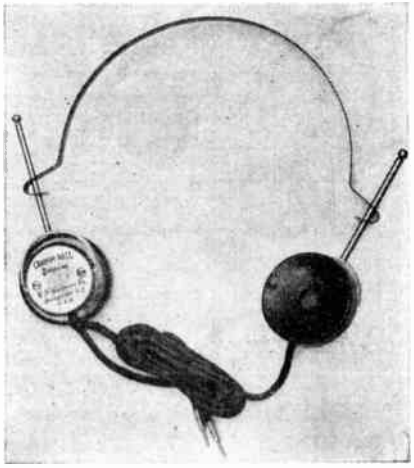

THE EMPIRE

THE "EMPIRE" CANNON-BALL *New Lightweight Headset*

The "Empire" Cannon-Ball is a lightweight, low priced headset, high in efficiency and attractive in appearance. Although it weighs less than six ounces, including headband and cord, it has a large magnet and double coils. It reproduces with clarity and volume equal to most of the larger, heavier and more expensive sets now on the market. It is of the concealed terminal type. The diameter of the diaphragm is $1\frac{7}{16}$". Aluminum cases. Black bakelite or aluminum unbreakable caps. Double coils, two in each receiver.

A round chrome magnet of substantial size insures powerful magnetism. Cotton cords four and a half feet long. Headband is spring steel with adjustable yokes.

No. EC-2—2000 ohms D.C. 10000 ohms impedance at 1000 cycles. List Price.....$2.10

No. EC-3—3000 ohms D.C. 15000 ohms impedance at 1000 cycles. List Price 2.35

Stainless steel or braid covered band in place of the plain steel. List Price .....25c extra

BRAID COVERED HEADBAND WILL BE FURNISHED WITH THE BRANDES SUPERIOR, BRANDES ADMIRAL, MASTER CANNON-BALL. IF DESIRED WITHOUT EXTRA CHARGE. IF THE BRAID BAND IS DESIRED SPECIFY BRAID BAND WHEN ORDERING.

Copyright by U. C. P., Inc.

BRUSH CRYSTAL *Headphones*

Each of the many and varied applications of headphones requires some special qualification for satisfactory performance. Brush has a most complete line of headphones, and each model is designed for a specific group of applications.

As is well known, Brush phones are crystal operated and for this and other reasons possess the following exclusive features:

1. **Exceptionally high impedance, thus causing a minimum of disturbance in critical electrical circuits.**
2. **Wider range response with more uniform output.**
3. **Non-magnetic, permitting their use in close proximity to delicate electrical instruments normally affected by external magnetic fields.**
4. **Designed to give better ear seal, improving low frequency response.**
5. **Light weight and durable construction.**

HIGH FIDELITY, Type "A-1" . . . Exceptionally uniform response, 100 to 12,000 c.p.s. Impedance of such high magnitude, over the operating frequency range, that line or circuit characteristics are not affected when monitored by these phones. Specially treated fibre diaphragm, eliminating possibility of diaphragm resonance and chatter. Headphone case of taupe-gray molded plastic, comfortable with good ear seal. Headband conveniently adjustable.
Headset complete with band and 5' cord. **List Price**.....**$28.70**
Net Wt., 6 oz. Shipping Wt., 2 lbs. Code, Mihit

Type "A"

BRUSH TYPE "A"
General Purpose

Accepted as standard by radio amateurs, experimenters and radio listeners. Widely used for monitoring and laboratory work and in the hard-of-hearing field.
Headset complete with 5' cord and headband.

List Price **$11.00**

Net Wt., 6 oz. Code, Millo
Shipping Wt., 2 lbs.

"A" Single

BRUSH TYPE "A" SINGLE PHONE
with Headband

Particularly adapted to individual or group hearing aids and radio phones. Light weight, good ear seal and comfortable to wear. Spring steel headband with soft rubber end to eliminate slipping.
Single phone complete with 5' cord and headband.
List Price **$5.90**
Net Wt., 3 oz. Code, Milod
Shipping Wt., 1 lb.

Type "A" Lorgnette

BRUSH TYPE "A" LORGNETTE

5-inch telescope extension—12" to 17". Attractively finished in telephone black. Light weight, easy to handle and comfortable at the ear. Single "A" phone complete with 5' cord and lorgnette handle. **List Price** **$7.50**

Net Wt. 5 oz. Code, Milme

Shipping Wt., 1 lb.

COMMUNICATIONS
(Type "BJ")

Ruggedness, comfort, good ear seal, and safety against shock assured by molded soft rubber jacket encasing the cartridge. Specially protected against adverse climatic conditions by hermetically sealed aluminum cartridge construction. All rubber yokeless cord design for greater freedom and comfort. High impedance and sensitivity. Bakelite diaphragm, direct crystal drive. Standard adjustable headband. Headset complete with 5' cord and headband.
List Price **$14.50**
Net Wt., 6 oz. Code, Micom
Shipping Wt., 2 lbs.

Type "BJ"

TYPE "B" SINGLE PHONE
with Headband

Excellent for hearing aid because of extremely light weight. Soft rubber ring assures comfort and good ear seal with improved bass response. Snap fastener terminals facilitate cord replacement. Furnished with or without soft rubber sealing ring.
Single "B" phone complete with headband, 5' cord and sealing ring. **List Price $6.70**
Net Wt., 3 oz. Code, Mibor
Shipping Wt., 1 lb.

"B" Single

BRUSH SS-1J "HUSHATONE"
Pillow Speaker

Private entertainment in the home, hospital or sanitorium.. Simply place it under a pillow and enjoy your favorite radio programs without disturbing others. Enclosed within a moulded sponge rubber case. Good response for either talking or music. Easily installed on any type of radio.
"Hushatone, with 7' cord.
List Price **$8.25**
Net Wt., 7 oz. Code, Sepil
Shipping Wt., 2 lbs.

SS-1J "Hushatone"

PRICES SUBJECT TO CHANGE WITHOUT NOTICE
Complete technical data on request

Copyright by U. C. P., Inc.

TRIMM HEADSETS

KNOWN AROUND THE WORLD

MADE IN U.S.A. SINCE 1922

THE ACME DELUXE

A superior headset in the lightweight low price field. Cap and shell of molded bakelite, chrome steel magnets, and weighs six ounces complete with two units, five foot cord and metal headband.

Double Headset—2000 ohms d.c. resistance $2.50
Double Headset—4000 ohms d.c. resistance 2.75
Single Headset—1000 ohms d.c. resistance 1.50
Single Headset—2000 ohms d.c. resistance 1.55

Also furnished with a three foot cord

THE PROFESSIONAL

The choice of countless users . . . the original TRIMM headset, now now available in the medium price range. Double unit watch case type. Bakelite cap and shell, forged magnet of chrome steel, impregnated coils, 6 ft. moisture-proof wear resisting cord, entirely concealed terminals. Fabric-covered wire headband. Standard resistances: 4, 18, 52, 78, 148 (600 ohms Imp.), 500, 600, 2000, 3000, 4000 ohms d.c. resistance.

No. 70—Double Unit Headset....$4.40
No. 72 — Single Unit Headset, wire band and 6 ft. cord..... 2.60

24,000 Ohms Imp. Featherweights

Featherweight headset built especially for the Amateur. Precision built throughout, this phone embodies the results of years of experience. Again ultra-sensitivity combined with rugged construction makes a fine headset, which is very lightweight.

No. 106—Adjustable nickel-plated steel headband $10.00
No. 107—Fabric-covered wire headband 10.00

FEATHERWEIGHTS

The world famous TRIMM Featherweight. Recognized as a leading quality headset. Weighs 4½ oz. complete with two units, 6 ft. moisture-proof wear resisting cord, and adjustable nickel-plated steel headband. Bakelite shell and cap. Magnet of highest quality 36% cobalt steel alloy. Pole pieces of finest magnetic iron. Coils especially impregnated. A custom built phone throughout. Standard resistances.

No. 100—Adjustable nickel-plated steel headband $10.00
No. 104—Fabric-covered wire headband 10.00

COMMERCIALS

The most sensitive, yet ruggedly constructed unit available. Practically nonbreakable. A 6 ft. special moisture-proof cord, with No. 500 telephone type plug attached, and brown leather-covered wire headband with exclusive spring lock and adjusting clamp are all part of this lightweight headset. Dia. 2⅛", depth ¾", forged magnet of the best grade 36% cobalt steel. Color . . . a rich, warm walnut brown.

This headset is recommended for monitoring service, because of its high quality performance.

No. 156—600 ohms Imp. per pair $16.00
No. 157—17,000 ohms Imp. per pair 16.00
No. 158—Like 156, no plug 14.50
No. 159—Like 157, no plug 14.50

SINGLE FEATHERWEIGHTS

Single unit, flat disc type. Especially suitable for hearing aid installations. Preferred for churches, theatres, and mortuaries. Bakelite shell and cap. Magnet 36% cobalt steel alloy. Six ft. cord and lightweight headband or lorgnette handle beautifully finished in nickel, and jet black plastic.

110

120

No. 110—Non-adjustable band, black finish $6.50
No. 112—Adjustable band, nickel finish .. 6.50
No. 120—Lorgnette handle extending 14 inches 7.00

EAR CUSHIONS

Sponge rubber cushions enable phones to be worn with utmost comfort. Reduces the sound leakage.

No. 650—Featherweight ... $0.66
No. 652—Commercial, Kellog, Telephonic $0.66
No. 660—Professional, Western Electric, and other watch case types $0.66

Volume Control Outlet Box

Phone jack and volume control. No sharp edges. Compact. Power 2 watts. In 1000, 5000, 10M, 25M, and 50M ohm controls.

No. 460—Brown wrinkle finish, $3.50
No. 461—Ivory finish 3.50

THE DEPENDABLE

When a high-grade headset is desired, but price must be considered, choose the Dependable. Bakelite caps and shells. Extra heavy bar chrome steel magnets forged to insure strength. 6 ft. tinsel cord, fabric-covered wire headband.

No. 65—2000 ohms d.c. only $3.60
No. 67—Single Dependable, 1000 ohms d.c. only 2.00

Army-Navy Headsets

Very sensitive. Meets both army and navy specifications. Six ft. moisture-proof cord, phone tip terminals. Inside terminals. Leather headband. Bipolar magnets. 2 lbs. Available in two impedances. High impedance type (2200 ohms d.c.) indicated by code letter K, and low impedance (112 ohms d.c.) indicated by code letter W.

No. K29D—2200 ohms d.c. $16.00
No. W28D—112 ohms d.c. 16.00

Phone Plugs

Most compact plug. Bakelite with nickel-plated stem. Cord tips held tightly by screws. Easily attached to cord.

No. 512—Flat plug $0.60
No. 510—Standard plug 0.60

PRICES ON THIS PAGE ARE SUBJECT TO CHANGE WITHOUT NOTICE

QUALITY PHONES for EVERY PURPOSE—MORE COMPLETE CATALOGS SENT ON REQUEST

Copyright by U. C. P., Inc.

Thank You!

When writing for additional information or when ordering from sources of supply listed in this book, please mention

RADIO'S MASTER ENCYCLOPEDIA

HOWARD
COMMUNICATION RECEIVERS

NEW! 1942 *Progressive Series*



The gleaming copper-plated heavy steel chassis, coated with clear lacquer, is formed and punched in Howard's own factory. Internal R.F. shielding is silver plated, preventing any intercoupling of circuits.

ALL MODELS—TUNED R.F. STAGE ON ALL BANDS

For the first time! Popular priced communication receivers with a stage of **TUNED RADIO FREQUENCY ON ALL BANDS,** using 3-gang tuning condensers. The equal in performance of receivers costing double the price. Every "Ham" and experienced Short-Wave-Listener will appreciate what the addition of a T.R.F. stage means: Improved selectivity, better signal to noise and image ratio, and greatly increased sensitivity.

Designed by the Howard Laboratory, these fine receivers represent an outstanding development in the art of communications. No expense or effort was spared in the design or construction of these fine instruments. All High Frequency R.F. circuits are insulated by ultra-low-loss ceramics (steatite), including coil forms and trimmer bases. Iron core I.F. transformers, specially designed oscillator padding condensers, molded bakelite sockets and many other of the finest developments in radio are used. Silver-plated switch contacts reduce losses to a minimum. Switch action shorts out unused coils for peak efficiency.

Howard Communication Receivers Are Unconditionally Guaranteed to Outperform Any Other Receiver at a Comparable Price.

PROGRESSIVE MODEL "435-A"—7 TUBES

Tuning Range: 540 KC to 43 MC (556 to 7 Meters) →

Designed for Amateur communication work and for Short-Wave Fans who desire reception from all parts of the world. Incorporates all the latest engineering improvements and every desirable basic feature. (See above for special features.) Has built-in 6½" **Howard-Jensen** electro-dynamic speaker, with connection for an extra external speaker if desired. Headphone jack is provided on front panel. Has Send-Receive switch, AVC Off-On switch, BFO Off-On switch, BFO variable pitch control, AF Gain volume control and Electric Band Spread. Has connections for Doublet or "L" antenna, socket for preamplifier and socket for battery operated power pack.

EXCEPTIONALLY EASY TO TUNE. The experienced radio operator will appreciate the accuracy of tuning and logging signals, the novice and Short-Wave Fan will welcome the ease with which stations are located. The giant 8½" slide rule dial is calibrated directly in megacycles, and has a "band-in-use" indicator at the left side and a 340° band spread dial with 8" coverage at the right for accurate logging. The entire dial assembly is illuminated. Both main tuning and band spread condensers are anti-backlash controlled.

SPECIFICATIONS: Operates from 105-125 volt, 60 cycle AC Current. Power consumption, 50 watts. **To operate from 6-volt storage battery, use Power Pack 610.** Output 2¾ watts maximum. Uses the following tubes: 6SD7GT, T.R.F.; 6SA7, Mixer Osc.; 6SK7, I.F. Amp.; 6SQ7, AVC Det. and 1st A.F.; 6K6G, Beam Power Output; 6J5, BFO; 5Y3G, Rectifier. Entire unit, including 6½" speaker, housed in attractive, sturdy one-piece copper-plated, welded steel cabinet, finished in gray wrinkle enamel. Size, 15¼" wide, 9¼" high, 9" deep. Shpg. wt., 26 lbs.

MODEL "435-A"—Complete with tubes and built-in 6½" **Howard-Jensen** electro-dynamic speaker.
Net Price to Amateurs..... **$36.75**

Pacific Coast and Export prices slightly higher.

Model "435-A" can be changed at the factory at any time into a Model "436-A" for only $12.75 net, or it can be converted to a Model "437-A" for only $12.00 ($35.05 complete with crystal). Conversion charges include complete realignment of receiver at the factory.

MODEL "436-A"—Complete with tubes and built-in 6½" **Howard-Jensen** electro-dynamic speaker.
Net Price to Amateurs..... **$41.75**

Pacific Coast and Export prices slightly higher.

PROGRESSIVE MODEL "436-A"—8 TUBES

All the features of the Model 435-A listed above are included in this new 8-tube communication receiver, **PLUS AN AUTOMATIC NOISE LIMITER and INERTIA TUNING KNOBS.** Provides greater noise-free enjoyment. Excessive QRN caused by auto ignition, diathermy machines and other sources of high frequency interference is effectively minimized. Howard Inertia Knobs provide fast "fly-wheel" tuning. Knobs are spun when "looking over the band," or provide slow smooth adjustment when hunting DX. Physical and electrical characteristics are identical to the Model 435-A: Tunes 4 bands, from 540 KC to 43 MC (556 to 7 Meters) continuously without skip bands; has a stage of **TUNED RADIO FREQUENCY ON ALL BANDS.** Has the same controls as "435-A," plus the noise limiter Off-On switch.

SPECIFICATIONS: Operates from 105-125 volt, 60 cycle AC current. Power consumption, 50 watts. **For operation from 6-volt storage battery use Power Pack 610.** Tube complement, same as Model 435-A, plus 6H6 for noise limiter. Cabinet, identical in size and construction to Model 435-A. Shipping weight, 27 lbs.

Model "436-A" can be converted into Model "437-A" for only $21.00 ($28.50 complete with crystal). Price includes a complete realignment of receiver.

AMERICA'S OLDEST RADIO MANUFACTURER

Copyright by U-C-P.

HOWARD

COMMUNICATION RECEIVERS

PROGRESSIVE MODEL "437-A," 9 TUBES

Equipped with Crystal Filter and 2 I.F. Stages

The finest of all moderately priced communication receivers. Has all the features of Models "435-A" and "436-A," **Plus Crystal Phasing Control and Two Iron Core Transformer I.F. Stages.** Weak signals from far off places are whipped in with surprising strength and clarity through the most troublesome QRN. The Short-Wave Fan and Communication Operator will get a real thrill out of the ease with which stations are located and then logged.

Maximum Sensitivity, Selectivity and Stability for nine tube receivers are achieved through the use of the finest parts obtainable and the incorporation of latest engineering improvements. Superhet circuit has a stage of Tuned Radio Frequency on all bands and two Intermediate Frequency stages. Has built-in Noise Limiter that practically eliminates disturbances from auto ignition and other electrical apparatus, and squelches static by cutting off signals having modulation above 85%.

Crystal Phasing Control permits eliminating all unwanted signals, either phone signals 2000 cycles away or CW that is only a few cycles off resonance. (Note: It is recommended that crystal be purchased with receiver to insure proper alignment.)

Easy to Tune and Log Stations. The giant 8½" slide rule main tuning dial is calibrated directly in megacycles, making it simple for even the novice to quickly locate the desired station. A "band-in-use" indicator is located at the left of the tuning scale, and at the right is a 340° band spread dial with 8" coverage. The entire tuning assembly is well illuminated. Both the main tuning and the band spread condensers are equipped with **Howard Inertia Knobs** for fast "fly-wheel" tuning.

Has Every Control Necessary for perfect operation. In addition to the controls used on Models "435-A" and "436-A" (see previous page), the "437-A" has the Crystal Phasing Control, Crystal In-Out Switch and R.F. Gain Control.

Specifications: Operates from 105-125 volt, 60 cycle AC current. Power consumption, 60 watts. Tube complement, same as Model "436-A," plus one additional 6SK7 I.F. Amplifier. Cabinet, identical in size and construction to Models "435-A" and "436-A." Shipping weight, 28 pounds.

MODEL "437-A"—Complete with tubes and built-in 6½" **Howard-Jensen** electro-dynamic speaker. Less Crystal.
Net Price to Amateurs..... **$61.95**

MODEL "437-A"—As above but complete with crystal.
Net Price to Amateurs..... **$69.75**

Pacific Coast and Export prices slightly higher.

Model "437-A" is the final receiver in the Howard Progressive series. But those interested in the most complete communication reception equipment can continue to add to their station by adding the Preamplifier listed below and the Frequency Monitor and Carrier Level Meter on the next page. The completed station will represent the finest that money can buy.

HOWARD RECEIVERS FOR SPECIAL APPLICATIONS

Special Operating Voltages and Frequencies

All Howard Radio Receivers and self-powered accessories listed on these pages are available for operation on voltages other than the standard 105-125, and frequencies other than 60 cycle. Prices are $5.00 higher per unit than the standard price.

With 750 to 2000 Meter Band

All Howard Progressive Communication Receivers are available with the 750 to 2000 meter (150 KC to 400 KC) band at $7.50 extra. The receiver tunes four bands: 750 to 2000 meters, 545 to 176 meters, 176 to 54 meters and 54 to 16.6 meters.

PROGRESSIVE MODEL "650" PREAMPLIFIER

Adds 2 High Gain Tuned R.F. Stages to Any Radio

Easily connected to almost any radio by means of the low-loss cable which is supplied. Adds six distinct outstanding advantages:

(1) Greatly Increased Signal Strength. Operators will be amazed at the additional wallop. Signals that could not be heard before will roll in with clarity and strength.

(2) Higher Image Ratio. The two high gain R.F stages make it possible to practically eliminate any image.

(3) Better Signal to Noise Ratio. Proper setting of the R.F. gain control will in many cases of "heavy noise bombardment" provide a readable signal that might otherwise be lost.

(4) Increased Selectivity is of course provided. A complete new set of controls is added to the receiver for eliminating unwanted signals or noise, this in addition to the great increase in selectivity by the two R.F. stages.

(5) Directional Loop Tuning. Manipulating the loop so that it points directly at the station to be received will often eliminate troublesome interference. Also makes locating signals easier when direction of station is known.

(6) Use Doublet or "L" Antenna Also. A switch on the front panel of the Preamplifier permits rapid changing from the loop to an outside aerial. Another switch cuts out Preamplifier entirely and outside antenna is fed directly into receiver. No loop is necessary if directional tuning is not desired.

The "650" Preamplifier tunes four bands, from 540 KC to 43 MC (556 to 7 Meters). Uses two high gain 1853 tubes in two stages of tuned radio frequency, using a three gang tuning condenser. Has built-in power supply that uses a type 80 rectifier. Giant slide rule dial is calibrated directly in megacycles with "band-in-use" indicator at left side. Entire tuning assembly is well illuminated. Howard inertia tuning knob permits smooth "fly-wheel" tuning. Unit is housed in an attractive welded steel cabinet, finished in baked-on black wrinkle enamel. Cabinet size, 13" x 9¼" x 9". For operation on 105-125 volt, 60 cycle AC current. Shipping weight, 20 lbs.

MODEL "650" PREAMPLIFIER—Complete with three necessary tubes. (No loop antennas are included.)
Net Price to Amateurs..... **$36.75**

DIRECTIONAL LOOP ANTENNAS

Efficient loop antennas for use with the above Preamplifier. (L11 and L12 are formed from hard-drawn brass rod, chromium plated.)

MODEL	BAND COVERED	NET
L14	540 KC to 1700 KC	$2.75
L13	1700 KC to 5500 KC	2.75
L12	5.5 MC to 22 MC	2.75
L11	27 MC to 34 MC	2.75
KIT 655	Contains one each of the above four loops covering all bands.	
	Net Price to Amateurs	$8.25

AMERICA'S OLDEST RADIO MANUFACTURER

NET

Copyright by U-C-P.

If you want the best receiving layout your money can buy . . . this is the sure way to get it. The various accessories shown above can be bought at any time or as you progress from one receiver model to another. The complete 15 tube **Ideal Receiving Layout** gives you three R.F. Stages, four tuned R.F. Circuits, two Iron Core I.F. Stages and directional Loop Operation! Complete HOWARD layout: 437-A Receiver —with crystal and Carrier Level Meter; 650 Pre-amplifier with set of loop antennas; 660 Frequency Monitor and 3-820 External Speaker.....$146.35. (Export and Pacific Coast prices slightly higher.)

ACCESSORIES ADAPTED TO PROGRESSIVE SERIES MODELS

POWER-PACK



For conversion of 6 volts DC to 300 volts DC for operation of HOWARD Progressive Series, the Type 610 Power-Pack is convenient, practical and efficient. The output of 60 m.a. at 300 volts provides ample "B" power. A four prong plug fits the socket on back of receivers, carrying both "A" and "B" power to the set. Only two connections from the power-pack to the storage battery are required. Ample length of cable is provided. Total power consumption equivalent to an auto radio of similar size. On and off switch on power unit. Dimensions of case 6" x 5⅝" x 3" deep. Net wt. 5½ lbs. Shipping wt. 7 lbs.

Type 610—Power-Pack with instructions..... **$13.50**

CARRIER LEVEL METER

This relatively new instrument to the amateur communication field provides an accurate means of measuring the actual carrier input signal strength delivered to the receiver in terms of the laboratory standard—the microvolt. The actual measurement of a signal is easy to obtain. Uses 7E7 tube. The meter scale is illuminated through the meter when turned on. Due to the accuracy of this instrument it must be built into the receiver at the factory. This may be done either at the time of receiver purchase or later.

INSTALLED IN HOWARD RECEIVERS

Type 605 in models 435, 436, 437 ..... **$15.75**

Type 605-A in models 435-A, 436-A, 437-A **$15.75**



MODEL "445"—Complete with tubes and built-in 6½" Howard-Jensen electro-dynamic Speaker. Shpg. wt., 26 lbs.

Net Price to Amateur..... **$36.75**

Pacific Coast and Export prices slightly higher.

UNIVERSAL COMMUNICATION RECEIVER

OPERATES ON 105 to 240 VOLTS AC OR DC

A new type of universal receiver, designed primarily for communications work, but also ideal for receiving entertainment on short-wave or the standard broadcast band. **Tunes from 540 KC to 43 MC (556 to 7 meters)** in four overlapping bands. Operates on AC or DC —105-117, 120-150 or 210-240 volts. Is especially recommended for use by the radio amateur in DC districts of large cities, by radio operators and seamen aboard ship for both communications and entertainment, and by the world traveler.

Has Tuned R.F. on All Bands

A stage of tuned radio frequency on all bands insures excellent sensitivity, selectivity and signal-to-noise ratio. Six latest type tubes provide nine tube performance: 12SG7, RF; 12SA7, Converter; 12SF7, IF and Diode; 12SC7, 1st AF BFO; 35L6, Beam Power Output; 35Z5, Rectifier. The giant 8½" slide rule dial is calibrated directly in megacycles, and has a "band-in-use" indicator at the left side and **a 340° band spread dial with 8" coverage at the right for accurate logging.** The entire dial assembly is illuminated. Both main tuning and band spread condensers are anti-backlash controlled.

Entire unit, including **Howard-Jensen** 6½" speaker, housed in attractive, sturdy one-piece copper-plated, welded steel cabinet, in gray wrinkle enamel. Size, 15¼" wide, 9¼" high, 9" deep. Model 445 is available with the 750 to 2000 meter (150 KC to 400KC) band at $5.50 extra. Tunes four bands: 750 to 2000 meters, 545 to 176 meters, 176 to 54 meters and 54 to 16.6 meters.

AMERICA'S OLDEST RADIO MANUFACTURER

Copyright by U.C.P., Inc.

NET

H-143

HOWARD Model "490"

14 TUBE COMMUNICATION RECEIVER

- 540 KC—43.5 MC
- 2 Stages R.F. Preselection
- Calibrated Band Spread
- Air-Tuned I.F. Transformers
- Variable I.F. Selectivity
- Temperature Compensated Oscillator
- Split Stator Ceramic Insulated Tuning Condensers
- Variable Fidelity Audio
- Push Pull Output—8 Watts
- Automatic Noise Limiter

The HOWARD 490 is the result of years of engineering and development. New standards of performance were set and are now available in the 490 for the first time outside of laboratory equipment.

MODEL "490"—Complete with crystal filter and tubes, less speaker..... **$164.50**
10" P. M. Howard-Jensen Speaker with cabinet..... **12.50**

These Specifications Tell Their Own Performance Story

Two Stages R.F. Preselection: The special high frequency R.F. coils, designed for both stages of preselection, take full advantage of the 6AB7 (1853) tubes to secure a good signal to noise ratio. The maximum in sensitivity, selectivity and image ratio is assured on all 5 bands.

Temperature Compensated Oscillator: The temperature compensated oscillator circuit reduces receiver drift and increases its overall stability. Oscillator coil forms are of ceramic insulation. Special ventilation screens on sides, top and back of receiver provide adequate heat dissipation.

Fully Shielded Coil and Condenser Assembly: The entire coil and variable condenser system including trimmers, resistors, switches, tubes, etc., is ruggedly mounted and shielded as one unit on its own chassis. Split stator on main condenser gang provides favorable L/C ratios on all bands.



New Efficient Noise Limiter: The noise limiter is very effective in cutting through frequent and irregular automobile ignition interference and reducing electrical and atmospheric disturbances.

Carrier Level Meter: Provides an accurate indication of the strength of the signal carrier in microvolts and "S" readings as delivered to the receiver. An individual correction factor chart for exact microvolt readings on all bands accompanies each receiver.

Variable Selectivity Air-Tuned I.F. System: The two stage iron core I.F. system is provided with five fixed selectivity positions which enable the operator to obtain nine selectivity degrees. A polystyrene insulated crystal holder assures maximum crystal selectivity.

Variable Fidelity Audio System: In the normal position the audio system is substantially flat from 30 to 10,000 cycles. The exclusive HOWARD Audio Control System allows cutting off of frequencies at either the high or low ends of the audio spectrum or peaking at 1600 cycles. Signals which are covered by heterodynes and noise can easily be copied through the use of this unique audio arrangement.

Dials, Tuning and Band Spread: The 80, 40, 20 and 10 meter bands are accurately calibrated on the band spread dial. The easy to read calibrations on the metal drum type dials are indirectly illuminated. Fast, smooth and accurate tuning control is achieved by the exclusive HOWARD Inertia Tuning System and indirect cable drive mechanism.

Chassis, Cabinet, Panel, etc.: The chassis, cabinet and all component parts are constructed of heavy drawn, welded and copper plated steel. Heavy girder type bracing assures absolute rigidity. Cabinet and panel is finished in beautiful blue-grey wrinkle trimmed in satin silver. Panel is 19" wide for rack mounting. Standard models designed for 105 to 125 volts, 60 cycle, AC operation. Universal supply voltage AC models for 25-60 cycles, 105-230 volts, $9.00 extra. Model 490 for rack and panel installation with dust cover, $6.00 extra.

Write for FREE Technical Manual. Has complete circuit details and data for Model "490," including Selectivity, Sensitivity, Image Ratio and Fidelity Charts. Explains in detail the art of receiver measurements.

Tube Complement: 6AB7 (1853)–1st R.F.; 6AB7 (1853)–2nd R.F.; 6SA7–1st Detector-Mixer; 6SA7–H.F. Oscillator; 6SK7–1st I.F.; 6SK7–2nd I.F.; 6H6–2nd Detector–A.V.C.–Noise Limiter; 6SF5–1st Audio-Driver; 6J5–Phase Inverter; 2-6K6's–Push Pull Output; 6J5–B.F.O.; 7E7–Carrier Level Meter Amplifier; 5Y3G—Rectifier.

Dimensions: 11" high x 21⅝" long x 13½" deep.

Weight: 50 lbs. net. Domestic shipping weight 57 lbs.

AMERICA'S OLDEST RADIO MANUFACTURER

NET

Copyright by U-C-P.

IMPORTANT NOTE: ALL PRICES ON THIS PAGE HAVE BEEN INCREASED BY 5%

RME TIME WILL TELL

RADIO MFG. ENGINEERS
INCORPORATED

RME TIME WILL TELL

The RME-99

TOMORROW'S RECEIVER TODAY!

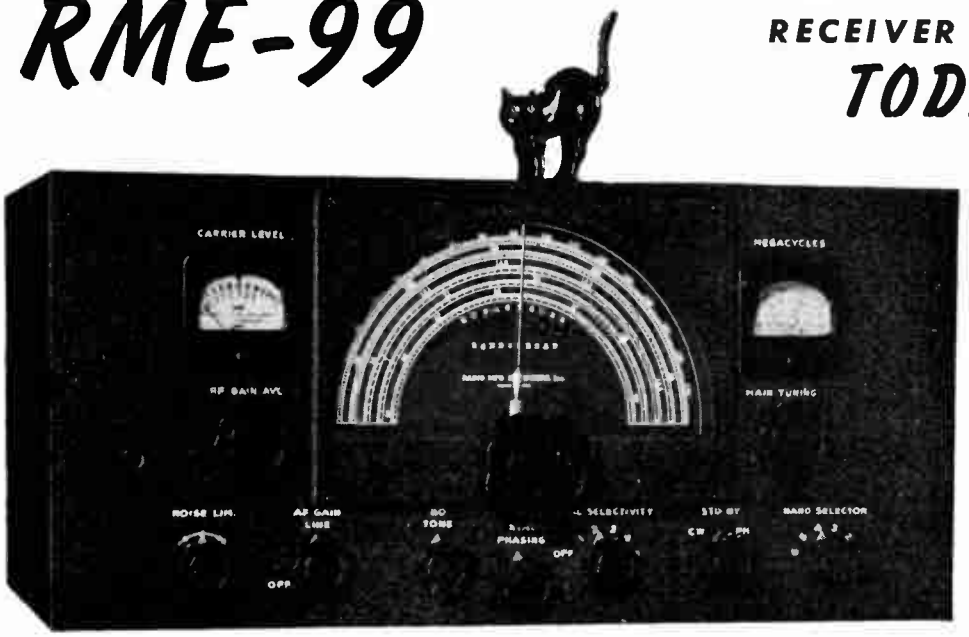

A fine communications instrument

- FULL VISION ACCURATELY CALIBRATED 8" BANDSPREAD DIAL
- SIX POSITION LINEAR CRYSTAL SELECTIVITY CONTROL
- ILLUMINATED CALIBRATED R-DB SIGNAL INTENSITY METER
- AUTOMATIC NOISE LIMITER WITH MANUAL ADJUSTMENT CONTROL
- NEW HIGH EFFICIENCY LOKTAL TYPE TUBES INCORPORATED
- VR150 TYPE VOLTAGE REGULATOR TUBE USED AS STABILIZER
- NEW TYPE OSCILLATOR CIRCUIT FOR STABILIZED RECEPTION
- A SPECIAL HIGH FREQUENCY TUNING CONDENSER INCORPORATED
- OVER-SIZED POWER COMPONENTS FOR YEARS OF SUPERIOR RECEPTION

The RME-99 fine communication receiver has been designed to provide a maximum in high frequency reception performance. Its complement of operating capabilities include every worthwhile feature desired by the commercial and amateur operator, with several added innovations permitting even smoother and more precision operation than ever before.

This instrument incorporates 12 tubes in an electrical circuit of unusual characteristics; 10 of the 12 tubes are of the Loktal type which permit excellent high frequency tuning. The tube line-up includes: 7B7 tuned r.f. stage, 7B8 1st det., 7A4 osc., 7A4 b.o., 3-7B7 i.f., 7F7 2nd det., 7A6 noise limiter, 7C5 a.f., VR150 regulator, and 80 rectifier.

Proper L/C ratios, wide spacing of condenser plates, rigid foundation frame, and constant voltage regulation account for exceptional stability in this receiver. The RME-99 introduces an innovation in noise limiters; in this unit an automatic noise suppressor is provided which may be adjusted from the front panel to respond most effectively on received signals of any modulation up to and including 100 per cent.

The tuning range of the "99" is 540 to 33,000 kilocycles in six bands, it has 4 watts of audio output at either 4,000 or 600 ohms, standby switch, headphone jack, calibrated R-DB meter, and uniform operating characteristics over the entire range covered.

The RME-99 receiver housed in steel cabinet, 19" x 10½" x 9", gray or black crinkle finish, 465 KC crystal, set of 12 tubes, 8" electrodynamic speaker in gray or black baffle, 105-125 volt, 50-60 cycle model.

Code: FAMOS ..... List $255.20 . . . Net $153.12

Same as FAMOS but for B battery and 6 volt storage battery operation.

Code: FINAR ..... List $255.20 . . . Net $153.12

RELAY RACK MODELS AVAILABLE. PRICES ON REQUEST.

Copyright by U. C. P., Inc.

ALL PRICES SUBJECT TO CHANGE WITHOUT NOTICE

IMPORTANT NOTE: ALL PRICES ON THIS PAGE HAVE BEEN INCREASED BY 5%

RME TIME WILL TELL — RADIO MFG. ENGINEERS INCORPORATED — RME TIME WILL TELL

RME ACCESSORY UNITS PORTABLE RECEIVING EQUIPMENT



DB-20

PRESELECTOR

The addition of the DB-20 PRESELECTOR will improve the operating characteristics of any standard communications receiver enormously. Its addition adds 2 stages and 3 tuned circuits of radio frequency amplification ahead of the instrument.

Using 2-6K7 tubes in a high gain and completely stable circuit, this unit provides a signal step up of over 25 db operating on all frequencies from 550 to 32,000 kilocycles; at the same time it increases the ratio between signal and image until, at a 14 megacycle operating frequency this proportion becomes 50,000 to 1.

Contained in one cabinet, 9¼" high, 9½" wide, and 10½" deep, finish — black or gray crinkle — power supply incorporated, antenna changeover switch, velvet smooth planetary tuning control, and 6 position band change switch.

DB-20 complete with tubes and interconnecting plug and cable, ready for operation from 110-120 volt, 50-60 cycle source. Code: MONEL.
List $88.80 ..... **Net $53.28**

DB-20-70 (to match the 70 type receiver). Code: MOSAR.
List $88.80 ..... **Net $53.28**

LF-90

INVERTER

The LF-90 is a conversion unit designed for the purpose of expanding the tuning range of a standard radio receiving set to include reception of signals in the 90 to 608 kilocycles band. The only prerequisite for using the LF-90 for this purpose is that the receiver to be converted, must be capable of tuning to a conversion frequency of 1550 KC.

The LF-90 is ideal for simple and economical reception of low frequency signals such as beacon stations, weather reports, aircraft, and ship-to-shore radio telephones. Its gain is about 15 db over that of a standard receiving set. Its selectivity is quite adequate for the requirements of this type of reception.

This unit is of small size neatly housed in a black or gray metal cabinet measuring 4" wide, 9¼" high, and 10½" deep. It has its own power supply, uses two tubes, a 6K8 and a 6ZY5G, and is provided with a convenient antenna changeover switch.

LF-90 complete with tubes and interconnecting plug and cable, ready for operation from a 110-120 volt, 50-60 cycle source. Code: LIFER. List $40.80 ..... **Net $24.48**

ME-14AM

PORTABLE RECEIVER

The ME-14AM is a completely self-contained, self-powered superheterodyne receiver using 6 low drain battery type tubes, including a 1N5G r.f. amplifier, 1A7G detector and oscillator, 2-1N5G i.f. amplifiers, 1D8GT second detector and audio amplifier, and a 1N5G beat oscillator. Range covered includes 180 to 4100 kilocycles in 3 bands. Audio output with a 15 foot antenna is 100 milliwatts, however, perfectly satisfactory operation is obtained using antenna lengths as short as 3 feet. Batteries required for portable operation include 2-45 volt blocks (Burgess No. Z3ON) and 1-1.5 volt block (Burgess No. 2FBP); external power of 90 volts @ 11½ milliamperes, and 1.5 volts @ 0.3 amperes may be used through a connecting plug conveniently located on the rear chassis apron.

The size of this unit measures 8" wide, 8¼" high, and 8⅝" deep. Its weight complete with self-contained batteries and tubes ready for operation is only 11 pounds. It is provided with a convenient carrying handle for easy transportation.

ME-14AM with tubes but less batteries. Code: MALAM.
List $94.80 ..... **Net $56.88**

Set of batteries for code MALAM.
Code: MEANT ..... **Net $3.00**

ALL PRICES SUBJECT TO CHANGE WITHOUT NOTICE

Copyright by U. C. P., Inc.

IMPORTANT NOTE: **ALL PRICES ON THIS PAGE HAVE BEEN INCREASED BY 5%**

RME TIME WILL TELL **RADIO MFG. ENGINEERS** INCORPORATED **RME** TIME WILL TELL

ULTRA-HIGH FREQUENCY RECEIVERS

for AMATEUR and COMMERCIAL USE

RME TIME WILL TELL



HF-10, for 5 and 10 meters

The HF-10 receiver is a communications instrument using 11 tubes in a high gain and sensitive circuit, and tunes 2 amateur bands, 28-30 and 56-60 megacycles.

This receiver is complete in itself. A speaker, illuminated R-db signal meter, power supply, and receiving unit are all mounted in one steel cabinet measuring 19" long, 10½" deep and 9¼" high. Tubes used in this receiver are: 1852 tuned r.f., 6SJ7 first detector, 6J5 oscillator, 6SK7 first i.f., 6SK7 second i.f., 6H6 second detector, 6Z7G noise limiter, 6J5 beat oscillator, 6J7 first a.f., 6F6 a.f. output, and 80 rectifier.

This receiver is ideal for 5 and 10 meter amateur reception, phone or CW, since it has an unusually low background noise level, a high uniform sensitivity, exceptional stability, and many additional features such as a beat oscillator, and complete bandspread for real operating convenience. The image to signal ratio in this receiver is quite favorable since its intermediate frequency is of the order of 1550 kilocycles.

This receiver complete with tubes, speaker, ready for operation from 110-120 volt, 50-60 cycle current is priced at only:

Code HOFER ..... List $165.60 — Net $99.36

The above receiver may be had for operation from a 6 volt DC source at a slightly higher price. This model comes complete with tubes, speaker, and self-contained vibrapack Code: HAMER ..... List $203.80 — Net $122.28

HF-30X, 27.8-60.3 mc.

The HF-30X model receiver is a commercial model of the HF-10 amateur band receiver. This receiver tunes the complete range, 27.8 to 60.3 megacycles. This is done in 2 bands: (1) 27.8 to 41.5, and (2) 40.8 to 60.3 megacycles. With the exception of the tuning range this model is identical to the HF-10.

The HF-30X with its many unusually fine operating characteristics, assures reception performance which adequately fulfills the needs of police radio services, portable pick-up stations, aircraft services, and forestry stations. This unit has been constructed in a unique manner which gives it rugged possibilities for reliable operation. The power and r.f. units are built on separate chassis; this eliminates the possibility of instability creeping into the operation of this receiver.

The HF-30X is complete in one cabinet 19" long, 10½" deep, and 9¼" high, thus providing convenience so necessary in using a receiver of this type.

The HF-30X complete with tubes, speaker, ready for operation from 110-120 volt, 50-60 cycle current is priced at only.

Code: HOGAR ..... List $165.60 — Net $99.36

The above receiver may be had for operation from a 6 volt DC source at a slightly higher price. This model comes complete with tubes, speaker, and self-contained vibrapack. Code: HODIN ..... List $203.80 — Net $122.28

THE ABOVE RECEIVERS MAY BE HAD FOR RELAY RACK MOUNTING. QUOTATIONS ON REQUEST.

Copyright by U. C. P., Inc.

PRICES SUBJECT TO CHANGE WITHOUT NOTICE

IMPORTANT NOTE: ALL PRICES ON THIS PAGE HAVE BEEN INCREASED BY 5%

RME TIME WILL TELL — RADIO MFG. ENGINEERS INCORPORATED — RME TIME WILL TELL

Ultra high frequency BAND EXPANDERS



DM-36

Amateur Band Tuning

5 and 10 meters

The DM-36 unit has been designed for the purpose of receiving 5 and 10 meter signals when used in conjunction with a standard communications receiver. It consists of 4 tubes in a high gain and stable circuit, has complete band spread on both bands tuned, and is entirely self-contained with its own power supply. Tubes used in this unit are an 1852 r.f. stage, 6SJ7 detector, 6J5 oscillator, and 80 rectifier.

This unit finished in either black or gray cabinet, 9¼" high, 9½" wide, and 10½" deep is complete with tubes, changeover switch and interconnecting plug and cable. (This unit has a 10 MC conversion frequency as standard, a 7 MC frequency may be had on special request at no additional cost). For 110-120 volt, 50-60 cycle operation.

Code: GALOP (to match the 69 type receiver)

List $76.50 **Net $45.90**

Code: GALOP (70) (to match the 70 type receiver)

List $76.50 **Net $45.90**

DM-30X

Full Coverage Tuning

27.8-60.3 mc.

The DM-30X is an EXPANDER unit designed for the purpose of extending the tuning range of a standard communications receiver to include reception of signals located in the range 27.8 to 60.3 megacycles. This unit is entirely self-contained and does not depend on its companion receiver for power. The DM-30X uses 4 tubes including the rectifier. These are: 1852 r.f. stage, 6SJ7 detector, 6J5 oscillator, and 80 rectifier. Output frequency is 1550 kilocycles.

Finished in either black or gray cabinet, 9¼" high, 10½" deep, and 9½" wide, complete with tubes, antenna changeover switch, and interconnecting plug and cable for 110-120 volt 50-60 cycle operation.

Code: GOGAN (to match the 69 receiver)

List $76.50 **Net $45.90**

Code: GOGAN (70) (to match the 70 receiver)

List $76.50 **Net $45.90**

EXPANDERS FOR MOBILE RECEPTION

DM-36A — 5 and 10 meters

This unit provides reception of 5 and 10 meter amateur stations when used in conjunction with a standard broadcast automobile receiver. It has an output frequency of 1550 kilocycles, incorporates an antenna changeover switch and may be equipped for either vibra-pack or "B" battery operation. Cabinet size measures 8½" wide, 8⅜" high, and 10¾" deep. It uses an 1852 r.f. stage, 6SJ7 detector, and 6J5 oscillator.

The DM-36A complete with tubes, interconnecting plug and cable for "B" battery operation, but less batteries.

Code: DOMER

List $67.20 **Net $40.32**

DM-36A for vibra-pack, 6 volt DC operation complete with tubes and self-contained vibra-pack ..... Code: DARAT

List $103.20 **Net $61.92**

DM-30XA — 27.8-60.3 mc.

This unit is designed to permit reception of the range 27.8 to 60.3 megacycles when used in conjunction with a standard broadcast automobile receiver. It has an output frequency of 1550 kilocycles, comes equipped with a vibra-pack for 6 volt DC or may be had for "B" battery operation, uses an 1852 r.f. stage, 6SJ7 detector, and 6J5 oscillator. Its cabinet measures 8½" wide, 8⅜" high, and 10½" deep.

The DM-30XA complete with tubes, interconnecting plug and cable for "B" battery operation (less batteries).

Code: GOTER

List $67.20 **Net $40.32**

The DM-30XA for vibra-pack 6 volt DC operation complete with tubes and built-in vibra-pack. ..... Code: GORIL

List $103.20 **Net $61.92**

PRICES SUBJECT TO CHANGE WITHOUT NOTICE

Copyright by U. C. P., Inc.

IMPORTANT NOTE: ALL PRICES ON THIS PAGE HAVE BEEN INCREASED BY 5%

RME TIME WILL TELL **RADIO MFG. ENGINEERS** INCORPORATED RME TIME WILL TELL

Deluxe 99



APPEARANCE - CONVENIENCE - PERFORMANCE

This new version of the RME-99 is a communications receiver designed in a true Deluxe style. The qualities of APPEARANCE, CONVENIENCE, AND PERFORMANCE are all perfectly co-ordinated in this model to form a truly fine receiving instrument. Mechanically and electrically this unit achieves the ultimate in fine precision reception.

Its new inclined front panel together with its massive cabinet lend it an air of sturdy reliability which is not belied in actual practice. Its two-tone crystalline finish gives it an appearance of customed distinction. Symmetrically placed bar-type knobs, plainly labelled controls, and easily read, perfectly illuminated dial scales, all enhance its value as a desired addition to any receiving position.

TWO-TONE CRYSTALLINE FINISH

The cabinet of the RME-99 Deluxe is finished in a rich medium gray which produces a perfect contrasting background for its black knobs and escutcheons, and metal trim. Each control is plainly labelled by means of white screened lettering.

INCLINED FRONT PANEL

Full-vision of every control on the New RME-99 Deluxe is made possible through the use of an inclined, console-type front panel. With this tilted panel every control of this fine receiver is adjustable with a maximum of convenience. In addition, this innovation leaves nothing to be desired in a fine appearing, commercial-like communications receiver.

OVERSIZED CABINET

The cabinet of the RME-99 Deluxe is appreciably larger in size than the average communications receiver. It measures 12½" deep, 11¼" high, and 19" long. This additional size gives this new model a massive and sturdy appearance. This larger cabinet permits a freer circulation of air in and around all power and oscillating components thus resulting in improved stability characteristics.

TRANSMITTER CONTROL FROM PANEL

Just another one of the many new features found in the Deluxe "99" is the provision for the location of remote controls for transmitter operation, directly on the front panel. An elongated, removable plate located in the extreme lower sector of the front panel is provided for this purpose. This plate may be removed, drilled for the proper mounting of various control units, such as mike jack, remote control key, etc., and then replaced on the cabinet of the receiver. Punchouts are provided through the front panel directly behind this black elongated plate for the purpose of wiring in the control cables.

STANDARD RME-99 CHASSIS

The Standard RME-99 chassis is used as the foundation unit for this Deluxe model. The same highly efficient Loktal tube line-up, voltage regulation, cast frame, smooth working tuning controls, as described on the reverse of this page, are found in the Deluxe RME-99. This receiver provides real communication reception in addition to presenting a truly Deluxe appearance.

	List	Net
This RME-99 Deluxe, two-tone finish, with tubes mounted in a steel cabinet measuring 12½" x 11¼" x 19", for 115 volt 50-60 cycle AC operation, with mounted 8" electro dynamic speaker. Code: FLAME	$264.00	$158.40
Same as above, but for combination 115 volt 50-60 cycle AC and battery operation (See Code Fland). Code: FOURS	281.55	168.93

Note:—A Standard RME-99 already in service may be remodeled and installed in the New Deluxe cabinet at an additional cost of **$18.00** Net

Copyright by U. C. P., Inc.

PRICES SUBJECT TO CHANGE WITHOUT NOTICE

IMPORTANT NOTE: ALL PRICES ON THIS PAGE HAVE BEEN INCREASED BY 5%

RME TIME WILL TELL **RADIO MFG. ENGINEERS** INCORPORATED RME TIME WILL TELL

1942 MODELS
41 & 43
Communications Receivers

The RME 41 & 43 receiver models are identical with the exception of crystal filter and meter assemblies. The Model No. 41 is equipped with provision for installing a plug-in crystal filter and meter at the convenience of the individual listener. The 43 comes fully equipped with these units.





The RME 41-43 series receivers have been built for practical, all-around reception of all frequency channels from 550 to 33,000 kilocycles. Primarily designed as accurately calibrated, vernier tuned, sensitive communications receivers, these models are at the same time unusually convenient for purely private reception purposes.

Nine tubes are incorporated in the RME-41-43 using the superheterodyne circuit. Loctal tubes, proven for their ideal high frequency tuning characteristics, have been chosen for every radio-frequency, intermediate-frequency, and audio function in these instruments. Coupled with such innovations as a centrally located tuning condenser with triple spaced oscillator plates and with temperature compensated padder condensers, these loctal tubes produce incomparable results . . . especially on the higher frequency tuning channels.

Easily installed plug-in crystal filter and signal level meter are provided for the purpose of converting the RME-41 model into a complete RME-43. Other than this one exception the two models are identical in workmanship, components, and circuit construction.

The RME 41-43 series of receivers introduces for the first time in any RME receiver, a radically new type tuning system in which both the general coverage dial and bandspread dial are operated directly from one control. Termed the CAL-O-MATIC system, this innovation provides accurate direct calibration of the 5 amateur bands from 160 to 10 meters . . . and in addition, this system permits arbitrary calibration of ALL frequencies within the overall tuning range. All calibration points, whether bandspread or general tuning, are located automatically as these receivers are tuned. There are no dials to be pre-set and no padders to be pre-adjusted . . . all that is necessary for accurate tuning is the adjustment of a single tuning control.

TUBES USED: 7B7 r.f.; 7J7 det. & osc.; 7B7 i.f., 7B7 i.f.; 7A6 limiter; 7B6 detector & B.O., 7C7 a.f.; 7C5 beam power output; 80 rectifier.

- ★ **550-33,000 KC. in 6 bands**
- ★ **Calibrated bandspread for 5 amateur bands**
- ★ **455 KC. i.f.**
- ★ **6 position variable crystal selectivity**
- ★ **Excellent signal-to-noise ratio**
- ★ **Uniform sensitivity**
- ★ **Temperature compensated oscillator components**
- ★ **Doublet antenna input**
- ★ **4 watts audio output**
- ★ **R.F. gain control, audio level control, standby switch, band change switch, B.O. pitch control, crystal phasing control, tone control, and headphone jack**
- ★ **Gray crinkle finish with black trim**

RME-41 Communications Receiver, two-tone only, in a gray crackle finished cabinet measuring 10"x10½"x19" with black trim, 9 tubes, less crystal filter and signal level meter. This model is equipped for easy installation of filter and meter. (See Codes: POMMY & PANER below.) 115 volt 50 to 60 cycle operation. With speaker in baffle.
Code: PONIS . . . . . List $178.45—Net $107.07

Plug-in signal lever meter, fully calibrated in R-db units, for installation in the RME-41 receiver. (Includes a new panel plate.)
Code: PANER . . . . . List $18.00—Net $10.80

Plug-in crystal filter complete with crystal, built as a unit, designed to plug into the RME-41. (Includes a new panel plate.)
Code: POMMY . . . . . List $16.20—Net $9.72

RME-43, mounted in a two-tone gray and black crackle finished cabinet with black trim, measuring 10"x10½"x19", complete with tubes, crystal filter, and signal level meter. For 115 volt 50 to 60 cycle operation. With speaker in baffle.
Code: PILAR . . . . . List $204.95—Net $122.97

PRICES SUBJECT TO CHANGE WITHOUT NOTICE

Copyright by U. C. P., Inc.

Advance RELAYS

GENERAL CIRCUIT CONTROL RELAYS
Alternating and Direct Current

These sturdy, compact General Circuit Controls are available for operation on both alternating and direct current — Series 100 and 200 respectively—and incorporate many superior construction features not usually found in economically priced lines. "Full Floating" armature suspension, "wiping" contacts, and **more than adequate insulation** are but a few of their highly desirable qualities.

The switch stacks, composed of die-cut, spring phosphor-bronze blades, Bakelite spacers, and hard rubber sleeving, have a break-down test of 2500 volts, and will give a lifetime of service.



Dimensions—3¼" x 2¼"

Each unit, mounted on a Bakelite base and equipped with binding posts for the coil connections, is entirely "above ground" and all current carrying screws and terminals are fully countersunk to prevent any possibility of "short-circuiting."

PRICE CHART—For Series 100 (A.C.) and Series 200 (D.C.) Relays

CONTACT RATINGS:	1/8"	4.5 AMPS. AT 6 VOLTS TO	1.5 AMPS. AT 115 VOLTS
	3/16"	15 AMPS. AT 6 VOLTS TO	5 AMPS. AT 115 VOLTS
	1/4"	30 AMPS. AT 6 VOLTS TO	10 AMPS. AT 115 VOLTS

Contact Combinations	Type Numbers, Contact Sizes and List Prices					
		1/8" List		3/16" List		1/4" List
SINGLE POLE-SINGLE THROW Normally Open	101	$4.00	101A	$4.25	101B	$4.50
SINGLE POLE-SINGLE THROW Normally Closed	102	4.00	102A	4.25	102B	4.50
SINGLE POLE-DOUBLE THROW	103	4.25	103A	4.50	103B	5.00
DOUBLE POLE-DOUBLE THROW	104	4.50	104A	4.75	104B	5.25
DOUBLE POLE-SINGLE THROW Normally Open	105	4.25	105A	4.50	105B	5.00
DOUBLE POLE-SINGLE THROW Normally Closed	106	4.25	106A	4.50	106B	5.00
THREE POLE-SINGLE THROW Normally Open	107	4.75	107A	5.25	107B	5.75
THREE POLE-SINGLE THROW Normally Closed	108	4.75	108A	5.25	108B	5.75
THREE POLE-DOUBLE THROW	109	5.50	109A	6.00	109B	6.75
FOUR POLE—Two Make-Two Break	110	5.75	110A	6.25	110B	7.25
FOUR POLE-SINGLE THROW Normally Open	111	5.75	111A	6.25	111B	7.25
FOUR POLE-SINGLE THROW Normally Closed	112	5.75	112A	6.25	112B	7.25
FOUR POLE-DOUBLE THROW	113	6.50	113A	7.25	113B	8.75
FIVE POLE-SINGLE THROW Normally Open	114	6.75	114A	7.50	114B	8.75
FIVE POLE-SINGLE THROW Normally Closed	115	6.75	115A	7.50	115B	8.75
FIVE POLE-DOUBLE THROW	116	7.50	116A	8.50	116B	10.00
SIX POLE-SINGLE THROW Normally Open	117	7.75	117A	8.75		
SIX POLE-SINGLE THROW Normally Closed	118	7.75	118A	8.75		
SIX POLE-DOUBLE THROW	119	8.50	119A	10.50		

The above chart, listing A.C. Relays, may also be used when ordering D.C. Relays by Changing the Series Number from 100 to 200. To avoid possible errors, always specify the correct A.C. or D.C. input voltage. The Series 100 Coils are obtainable for any voltage from 1 to 115 A.C.—Series 200 Coils for any Voltage from 2 to 60 D.C. Prices for other voltages will be furnished on request.

Copyright by U. C. P., Inc.

Advance RELAYS

TRANSMITTER RELAYS

Isolantite model Antenna Change-Over. Designed for use in Amateur Transmitters.

The contact system is Double Pole-Double Throw, using ¼" Pure Silver contacts, with exceptional wiping action. Three and four pole arrangements are available on special order.

For high radio frequency control. Entirely hum-free where intended for A.C. operation, and highly efficient on D.C. supplies. All metallic parts are cadmium and chromium plated.

Standard coils are for 110V A.C. and may also be used for 24V D.C. However, they will also be supplied for lower A.C. or D.C. voltages at no increase in price.



Type 400

List Price **$9.00**

KEYING RELAYS



Type 101K—A.C.
Type 210K—D.C.

Designed expressly for use in Keying Circuits where it is desired to use low voltage across the key to control high voltage transmission through the Relay contacts. The heavy duty coil and strong return spring makes possible an exceptional keying speed. Two sets of ¼" Pure Silver contacts in series allow a carrying capacity of 2500 volts. The complete unit, mounted on a 3/16" Bakelite base with binding posts for coil connections, has over-all dimensions of 3" x 2" x 1⅜" and is obtainable for A.C. operation to 115 volts or D.C. operation to 60 volts.

List Price **$5.00**

TIME DELAY RELAYS



Type 300—N.O.
Type 350—N.C.

Particularly suited for use where short time delays (10 sec. to 1 min.) are required, these Relays are available with both normally open and normally closed thermostats. Types 300 and 350 respectively, the former being widely used for pre-heating tube filaments, etc. The contact combination on both models is Double Pole Single Throw with ¼" Pure Silver contacts. Mounted on 3/16" Bakelite bases measuring 3¾" x 2⅜" x 1½" with binding posts for coil connections. Standard operating voltage is 110 A.C. ..... **List Price $7.75**

Low voltage units are available on special order.

LATCHING RELAYS



Series 600

These Relays are highly desirable for applications where it is impractical to have the holding coil in constant service. When the coil actuating the contact arrangement is momentarily energized, the armature is locked in the closed position, and may be released electrically (Type 600) or manually (Type 650).

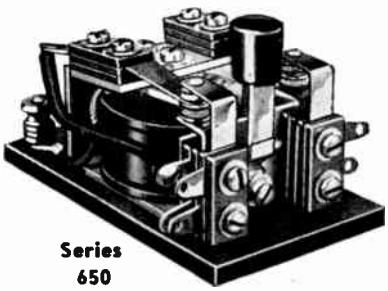

Series 650

	List			List
Type 640B	$8.75	Double Pole-Double Throw	Type 654B	$6.50
Type 605B	8.50	Double Pole-Single Throw (N. O.)	Type 655B	6.25
Type 606B	8.50	Double Pole-Single Throw (N. C.)	Type 656B	6.25

The above list prices are for ¼" contacts. For 3/16" points deduct 25c—for ⅛" points deduct 50c. When ordering these types SPECIFY THE VOLTAGE.

Copyright by U. C. P., Inc.

Advance RELAYS

OVERLOAD RELAYS



Type 700

These Relays are designed to provide accurate and positive protection against current surges and continuous overloads, and both the Manual Reset (Type 700) and Electrical Reset (Type 750) are divided into two classifications: Type "A" allows the Relay to attract on any current value between 250 and 500 mills, and Type "B" for any setting between 500 mills and 1 ampere. When the current flow passes the safety setting, the Double Pole-Single Throw ¼" Pure Silver contacts are opened, breaking the power supply circuit until reset.

	List Price
Type 700—Base dimensions 3" x 2½"	$ 9.25
Type 750—Base dimensions 4" x 2½"	12.00



Type 750

MIDGET RELAY



Series 1500 and 1600

Of particular interest where size and cost are factors, this new series of Midget Relays incorporates all of the fine construction features typical of the ADVANCE line. This unit measures only 1½" x ¾" x 1⅛" high. Pure Silver contacts are used, ⅛" in diameter. Standard coils are obtainable from 2 to 32 V D.C. and 1 to 115 V A.C. The following switch combinations can be supplied:

TYPE A.C.	TYPE D.C.	CONTACT COMBINATION	LIST PRICES
1505	1605	DP-ST NOR. OPEN	$3.75
1506	1606	DP-ST NOR. CLOSED	3.75
1504	1604	DP-DT	4.00

ELECTRONIC RELAY

An ultra-sensitive unit for use in electronic tube circuits, providing positive, dependable control on as little as 12 milliwatts. Adjustment screws to change the air-gap between the armature and the pole face, allow operation on a voltage differential of 30%, a condition ideal for electronic applications. The contact combination is Single Pole-Double Throw, employing ⅛" Pure Silver points to safely handle 100 watt non-inductive loads. Obtainable in resistances of 2500, 3000, 5000 and 10,000 ohms at no increase in price ..... List Price $6.50



Type 850



GENERAL PURPOSE RELAYS

These Relays afford maximum power and efficiency at very low cost. ¼" Pure Silver contacts are standard on the Single Pole-Single Throw (N. O.) Type 951B—Single Pole-Single Throw (N. C.)—952B—and Single Pole- Double Throw—953B—switch combinations. Adequately insulated and entirely above "ground," these Relays may be mounted on any type of panel, quickly and easily, by means of the metal mounting bracket. Coils are obtainable to 115V A. C. or 60V D. C.

List Price $3.50

GEN-E-MOTOR STARTING RELAY

An exceptionally sturdy power transfer Relay, easily capable of handling the heavy current surge encountered on "cold" starts in motor-generator systems. The contacts are ⅜" Pure Silver and have ample carrying capacity for the usual 200-500V converters. Heavy-duty in every phase of construction, this unit is not to be compared with the common five and ten ampere circuit controls. Base dimensions are 3" x 2" and each unit is complete with a braided generator-cable pig-tail and binding posts for all connections. Coils for 5½ to 32V D. C. or 1 to 115 A. C. ..... List Price $6.00



Type 951C

Copyright by U. C. P., Inc.

Advance RELAYS

MIDGET TYPE CIRCUIT CONTROLS



These Relays are designed for general circuit control applications where the space for mounting is limited, and measure only 2½" in length, 1½" in width, and 1¼" in height. A.C. operated Relays in this series require but 4 watts on 50/60 cycle current, and the D. C. models from 1..5 to 2 watts, affording maximum efficiency without sacrifice of power and dependability. Metal brackets (not shown in the illustration) are supplied with all Relays of this type, and except on special order, these models are limited to the following contact arrangements and the usual standard operating voltages:

Contact Combinations	Type Numbers Contact Sizes and List Prices 3/16"	List	¼"	List
Double Pole-Double Throw	104AM	$5.00	104BM	$5.50
Double Pole-Single Throw (N. O.)	105AM	4.75	105BM	5.25
Double Pole-Single Throw (N. C.)	106AM	4.75	106BM	5.25

The above chart lists type numbers for A.C. operated Relays. D. C. coils may be obtained by changing the series number from 100 to 200. Prices apply to both.

INDUSTRIAL CONTROL RELAYS



Series 960

Designed mainly for industrial applications — air conditioning, lighting, and power transfer systems, the Series 960 Relays embody all of the rugged construction features demanded in units of this type without sacrificing the desirable qualities of the midget style. Available in the following contact combinations, and to operate on standard A. C. and D. C. voltages.

	List
Type 964B—Double Pole Throw	$5.00
Type 965B—Double Pole-Single Throw (N. O.)	4.75
Type 966B—Double Pole-Single Throw (N. C.)	4.75

For smaller contacts, deduct 25c for 3/16" or 50c for ⅛" points, from the above list prices.



Series 970

Having the same characteristics as the Series 960 Relays, these Three Pole units, Series 970, may be used for fractional h/p 3-phase motor controls, etc. The area required for mounting, 2⅝" x 1⅞" for Type 970 Relays, as against 2½" x 1¼" for the Type 960's, is due to the slightly larger frame. The metal brackets are the same in both instances—2-5/16" long, and 2" between centers of the 6/32 mounting holes. Available in the voltages indicated in the preceding series, and in the following contact combinations:

	List
Type 977B—Three Pole-Single Throw (N. O.)	$5.25
Type 978B—Three Pole-Single Throw (N. C.)	5.25
Type 979B—Three Pole-Double Throw	6.00

For smaller contacts, deduct 50c for 3/16" or 75c for ⅛" points from the above list prices.

IMPULSE RELAYS

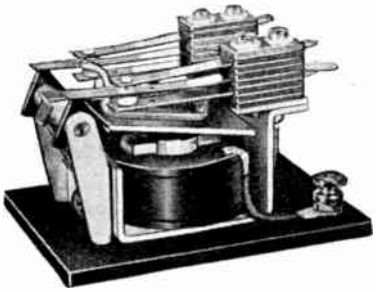

Series 900

This is another type of Relay for use where it is not feasible to have the holding coil in constant service, but differs from the latching types in that it may be controlled with a single push-button. Coils to operate this type of unit are extremely heavy-duty, and are for intermittent (impulse) use only. Available for standard A. C. and D. C. voltages in the following combinations:

	D.P.S.T. List	D.P.D.T. List
With ⅛" Pure Silver contacts	$8.50	$9.00
With 3/16" Pure Silver contacts	9.00	9.50
With ¼" Pure Silver contacts	9.50	.....

When ordering these types, be sure to specify the input voltage, contact combination, and size of points.

MIDGET TYPE R.F. RELAYS



Series 1000—A.C. Series 2000—D.C.

These models are sturdy, compact Double Pole - Double Throw Transmitter Relays, designed expressly for use in all types of mobile - portable communications equipment where space is at a premium. The insulation on this, as on the Type 400's, is Isolantite for both the cross-arm and end pieces, with all holes adequately well spaced to prevent structural weakness and possible "creepage." Coils are obtainable for all A. C. and D. C. voltages, and will operate in any position, the former consuming approximately four watts—the latter, two watts of power. Dimensions are 2¾" x 1½" x 1¼".

List Price $7.50

Copyright by U. C. P., Inc.

RELAYS BY GUARDIAN

THE MOST COMPLETE LINE OF AMATEUR AND INDUSTRIAL RELAYS

A-100 ANTENNA RELAYS

A-100 Antenna Relays have been designed for the amateur who wants compact, convenient, low cost antenna changeover control.

OPERATING DATA

Contacts

A. Points—Large, fine silver, which give long life even when under heavy overloads.
B. Insulation — Low loss AlSiMag 196.
C. Switches—Low capacity due to special form.
D. Control Capacity—Up to 1 KW. either AF or RF circuits, on frequencies up to and including 28 MC. Tested for these ratings under actual operating conditions.

Terminals

A. Solder lug type, tinned for easy soldering.

Coil

A. Standard coils operate on 110 volts 50-60 cycles A. C. Coils for other voltages and currents on specification at 10% addition to list price.
B. Power consumption at above voltage approximately 7 VA.

Mounting

A. Two holes, single screw. Screw furnished.
B. May be mounted on any type panel. All terminals are insulated from ground.

Applications

A. Radio:—
A-100—Antenna changeover, break-in, heavy duty keying in the primary with contacts in parallel, grid controlled rectifier keying, and many other double pole double throw uses.
A-100-C—For single wire fed antenna installations. Two A-100-C Relays in place of an A-100 in open wire line systems avoid possible mismatch caused by distorting the feed system to provide for relay installation.
B. Industrial:—
HF and UHF equilpment, remote motor control, heating equipment, etc.

	Length	Width	Height	Shp. Wt.	List Price	Net Price
*A-100	2¾"	2"	2⅜"	7 oz.	$6.85	**$4.11**
†A-100-C	2¾"	1"	2⅜"	6 oz.	3.80	**2.28**

***Double pole, double throw. †Single pole, double throw.**

RC-100 REMOTE LOCKING CONTROL RELAY

RC-100 Remote Locking Control Relays are a Guardian development of the momentary impulse locking control relay. The circuit to the coil needs be energized only long enough to close armature; contacts lock automatically. Each impulse reverses position of contacts.

OPERATING DATA

Contacts

A. Contacts—¼" fine silver. Can handle up to 1500 watts at 110 volt, 60 cycle, non-inductive AC. Can also be used in AC primary circuit of any inductive power supply delivering up to and including 1 KW.
B. Insulation—High test Bakelite.
C. Furnished in two standard combinations.
1. Four pole single throw. (RC-100-AR)
2. Three pole. One pole double throw, two poles single throw. (RC-100-BR).
For combinations other than above, add 10% to list prices.

Terminals

A. Solder lug type, tinned for easy soldering.

Coil

A. Standard coils operate on 110 volt, 50 to 60 cycle AC. Coils for other voltages and currents on specification at 10% addition to list prices.
B. Power consumption—Standard coil requires approximately 23 VA, is for intermittent duty only. Coil is energized only long enough to allow relay to step to the next switch position. Power is consumed for the duration of the energizing impulses only, and remains off until the next switching operation is required.

Mounting

Mounts on metal base with all terminals insulated.

Applications

Break in control; phone to CW switching. Any circuit control where locking circuits are used.

	Shp. Wt.	List Price	Net Price
RC-100—AR	8	$5.75	**$3.45**
RC-100—BR	8	6.30	**3.78**

T-100 TIME DELAY RELAYS



A laminated relay in assembly with a resistance wound thermostatic unit. The laminated construction of the field piece and armature give an efficient, powerful, trouble free time delay relay. Unit is mounted in a tightly closed metal box for protection against dust and dirt.

OPERATING DATA

Contacts A. Oversize silver contacts give long life, can take severe overloads without damage.
B. Contact capacity—1500 watts on 110 volt 60 cycle, non-inductive AC. Can also be used in the AC primary of any inductive power supply delivering up to, and including, 1 KW.
C. Insulation—high test bakelite—tested at 1500 volts for breakdown to ground.
D. Maximum switch capacity—single pole, single throw.
E. Time delay—adjustable for any period between 10 and 60 seconds.
F. After contacts close, thermostat blade is cut out of circuit.

Coil A. Standard unit designed for operation on 110 volt 60 cycle non-inductive AC. For coils operating on other than standard voltage, add 10% to list price.
B. Power consumption of coil and time delay during closing of thermostatic blade is approximately 10 VA, after closing, 5.5 VA.

Applications

A. Radio—In transmitter circuits to prevent damage of rectifiers and tube filaments by application of plate current before filaments are sufficiently heated.
B. Industrial—Any control problem requiring the changing of circuits after a predetermined interval.

T-100—5¼" long, 3" wide, 2¼" high. Shipping weight 1¼ lbs.
List Price $13.80 each **Net Price $8.28 each**

T-110 TIME DELAY RELAYS

The T-110 is a compact, sturdy, economical time delay relay for use in applications not requiring the capacities of the T-100. Contact capacity—1250 watts on 110 volt, 60 cycle, non-inductive AC. Can also be used in the AC primary circuit of any inductive power supply delivering up to, and including, 1 KW.

T-110—5⅛" long, 3⅛" wide, 2⅛" high. Shp. Wgt. 8 oz.
List Price $8.60 each **Net Price $5.16 each**

R-100 HIGH FREQUENCY RELAYS



R-100 Relays are small, efficient, economical, rugged controls designed to give maximum contact capacity in minimum space at low cost.

OPERATING DATA

Contacts

A. Points—Large fine silver which give long life even when severely overloaded.
B. Insulation — Low loss AlSiMag 196.
C. Switches—Special form of leaves gives low capacity.
D. Contact Capacity—Up to 1 KW at any frequency up to and including 28 MC, on AF and RF circuits.

Terminals A. Solder lug type, tinned for easy soldering.

Coil A. Standard coils operate on 110 volt 60 cycles A.C., draw approximately 7 VA.
B. For coils operating on other voltages or specifications, add 10% to list price.

Mounting A. Two holes, single screw. Screw furnished.
B. May be mounted on any type of panel, as all terminals are insulated from ground.

Applications

A. Radio—Band switching, high voltage keying, grid controlled rectifier keying, crystal switching, remote control of receiver and transmitter, etc.
B. Industrial—Oven control, remote motor control, short wave therapy and diathermy, and innumerable RF and UHF uses.

	Wdth.	Hgt.	Shp. Wt. (oz.)	List Price	Net Price
R-100—S.P.S.T., normally open	1"	2"	6	$3.15	**$1.89**
R-100-B—S.P.S.T., normally closed	1"	2⅜"	6	3.15	**1.89**
R-100-C—S.P.D.T.	1"	2⅜"	6	3.80	**2.28**
*R-100-G—D.P.D.T.	2"	2¼"	5½	5.75	**3.45**

Length for above items: 2¾".
*The R-100-G is TripleX insulated, is rated at 400 watts at 14 megacycles. For applications requiring higher ratings use the A-100.

CIRCUIT DIAGRAMS FURNISHED ON REQUEST

Copyright by U. C. P., Inc.

NET

RELAYS BY GUARDIAN

THE MOST COMPLETE LINE OF AMATEUR AND INDUSTRIAL RELAYS

U-100 AND U-200 ADJUSTABLE UNDERLOAD RELAYS



Sensitive, precise, finely constructed instruments designed for long, trouble free service. Relays are encased in attractive black metal container protecting them against dust, dirt, and accidental misadjustment.

OPERATING DATA

Contacts

A. Points—Oversize, fine silver for long life, can take severe overloads.
B. Insulation—Bakelite.
C. Switches—Single pole, single throw, normally open.
D. Control Capacity—A. C. primary of any power supply delivering up to and including 500 watts. Tested for this rating under actual operating conditions.

Coil

A. Standard coil operates over an adjustable range of 100 to 200 mils D. C. on the U-100 model; 200 to 400 mils on the U-200 model. Release current value is 75% of the attract current value. Desired attract current is obtained by screw adjustment of the spring tension.
B. Normal current through coil of U-100 is 300 mils; of the U-200, 600 mils.
C. At above ratings, the voltage drop through the U-100 coil is 10.5 volts; through U-200 coil, 9 volts.
D. To prevent possible "talking back" of relay during modulation, it is recommended that a 200 volt condenser of sufficient capacity, usually a 10 mfd., be connected across the relay coil.

Mounting

A. Preferred mounting position has armature hinge on bottom with armature vertical.
B. Two insulated mounting studs and protective fibre disc permit mounting on any type of panel.
C. Two holes, two screws. Screws furnished.
D. Dust proof metal cover, thumb screw fasteners.

Terminals

Heavy solder lugs, tinned for easy soldering.

Applications

A. Radio—Protection of class "B" audio equipment in case of class "C" load failure.
B. Industrial—Any D. C. circuit where it is desirable to maintain currents above a set value.

U-100 and U-200 are 3¼" in diameter, 2¼" high. Shipping weight 14 oz. List Price $9.75 ea. **Net Price $5.85 ea.**

X-100 ADJUSTABLE OVERLOAD RELAYS

Positive precise protection against current surges and continuous overloads. X-100 replaces expensive, unsatisfactory, time wasting fuses, provides flexible control of the current flow.

OPERATING DATA

Contacts

A. Points—Large, fine silver, for long life. Can take severe overloads without damage, rated for 1500 watts on 110 volt, 60 cycle, non-inductive A. C. and in A. C. primary circuit of any inductive power supply delivering up to and including 1 KW.
B. Insulation—High test bakelite.
C. Switches—Single pole, single throw with special constant tension form. Contacts lock open, cannot be reset, or points held in contact, until overload stops.

Terminals

A. Solder lug type, tinned for easy soldering.

Coil

A. Adjustable to operate on any current flow from 150 to 650 mils.
B. Voltage drop across coil is 6.5 volts at 650 mils, 9 volts at 150 mils.
C. Insulation between coil and ground rated at 200 volts.

Mounting

A. Single hole. Mounts on rear of panel with reset button extending through panel. Bushing, and lock nut, supplied with relay, hold unit firmly in place. Bushing requires a 7/16" hole.
B. May be mounted on any type of panel. All terminals are insulated from ground.

Applications

Overload protection in circuits with varying current demands. Adjustability makes this an ideal relay for experimental work with new circuits.

X-100 4" long, 2½" wide, 3½" high. Shipping weight 12 oz. List Price $11.50 ea. **Net Price $6.90 ea.**

Available in non-adjustable type to operate on 150-250-500-750 mills List Price $8.60 ea. **Net Price $5.16 ea.**

B-100 BREAK IN RELAYS



Specially designed for break-in operation on amateur transmitters. Low current draw and compact assembly, plus use of laminated field piece and armature, make the B-100 an ideal relay for this purpose.

OPERATING DATA

Contacts

A. Points—¼" fine silver, capacity to 1500 watts. 60 cycle non-inductive A. C. and in A. C. primary circuit of any inductive power supply delivering up to and including 1 KW.
B. Insulation—High test bakelite.
C. Switches—Double pole, double throw, ample capacity.
D. Control Capacity—Break-in circuit on any transmitter up to 1 KW.

Coil

A. Standard coils operate on 50-60 cycle A. C. 110 volts. Coils for other voltages and currents, on specifications at 10% addition to list price.
B. Power Consumption—Standard coil requires approximately 8½ VA

Applications

A. Breck-in circuits in amateur transmitters.

B-100—2¾" long, 2⅛" high, 2¼" wide. Shipping weight 11 oz. List Price $8.60 ea. **Net Price $5.16 ea.**

K-100 KEYING RELAYS



Low voltage relays controlling high voltage transmission. Relay will follow key or bug at highest WPM rate attainable. High speed of response, plus strong magnet and return spring, gives a clean make and break, producing the best CW note.

OPERATING DATA

Contacts

A. Points—Oversize silver. Handle 1500 watts on 60 cycle non-inductive 110 volt A. C. and in A. C. primary circuit of any inductive power supply delivering up to and including 1 KW.
B. Insulation—High test bakelite. Unit will withstand 5000 volts to ground.
C. Switches—Compact, single pole, single throw. Design of leaves give exceptionally fast response.
D. Control Capacity—Up to 2000 volts with clean make and break.

Coil

A. Standard coils operate on 1½ to 4 volts D. C., 5 to 16 volts A. C. Power consumption on A. C., approximately 1½ V. A., D. C. approximately 1 watt. Coils for other voltages on specification at 10% addition to list price.

Applications

Control of battery receivers, transmitters using filament center tap keying of any stage having up to 2000 volts on plate, primary keying or control of power supplies up to and including 500 watts and grid-controlled rectifier keying of 3000 volt power supplies.

K-100—2¾" long, 2¼" wide, 1⅞" high. Shipping weight 10 oz. List Price $6.30 ea. **Net Price $3.78 ea.**

CIRCUIT DIAGRAMS FURNISHED ON REQUEST

Copyright by U. C. P., Inc.

ECHOPHONE — FINE RADIO RECEIVERS FOR SEVENTEEN YEARS

Echophone EC-1

$24.50

Complete with Tubes

COMMERCIAL MODEL

A real Communications Receiver at this sensationally low price, including all these important features: Three bands covering from 550 kc. to 30.5 mc. (550 to 9.85 meters); Electrical bandspread on all bands; Beat Frequency Oscillator; Self-contained PM Dynamic Speaker; 6 tubes; AC/DC operation, 115/125 volts; Good selectivity and exceptional sensitivity; Bandspread logging scale; Complete isolation for headphones through phone circuit transformer; Dial calibrated in megacycles with all important service bands indicated.

Every necessary feature is incorporated in the EC-1 to give the short wave listener and the amateur an up-to-the-minute communications receiver.

. . . FEATURES . . .

- AC/DC operation—115/125 volts.
- Electrical bandspread on all bands.
- Beat frequency oscillator for locating weak stations.
- Dial calibrated in megacycles with all important service bands indicated.
- Bandspread logging scale.
- Complete isolation for headphones through phone circuit transformer.
- Self-Contained Speaker.
- **Controls:** Main Tuning, Bandspread, Bandswitch, AF Gain, Standby Switch, Speaker-Headphone Switch, Combined BFO-AVC ON-OFF Switch.
- **Rear Chassis Edge:** Phone tip jacks—Doublet Antenna Terminals.
- **Physical Construction:** The receiver is housed in a metal cabinet attractively finished in machine tool gray crinkle lacquer. The cadmium plated steel chassis is substantially constructed with riveted corners. The speaker is mounted in the cabinet with the speaker opening in the top.
- **Dimensions:** 7½" high, 10⅞" wide, 7⅝" deep. Weight—(unpacked) 10 pounds.

Echophone Portable Model EC-4

A truly portable all-wave receiver operates from its self contained batteries or from either 110 volts AC or DC. Two loop aerials are used to cover the 550 KC to 30 MC frequency range of the receiver. Both loops are hinged to the cabinet and turn independently of each other. Provision is also made for the use of an external antenna if desired.

The outside dimensions of the cabinet are 9¾" high by 6½" wide by 5" deep and it weighs only 9½ pounds complete with self contained batteries. Nine tubes are used in the model EC4 Portable to give truly remarkable performance.

Separate electrical band spread, beat frequency oscillator and noise limiter, standby switch and phone jack make the model EC4 the ideal receiver for both fixed station and portable use.

MODEL EC4 .... (Code ECOFO) $49.50



Copyright by U. C. P., Inc.

ECHOPHONE—FINE RADIO RECEIVERS FOR SEVENTEEN YEARS

An astounding value at $42.50 Never before has a communications receiver been offered, including all these features, at anywhere near this price.

$42.50

Complete with Tubes

. . . FEATURES . . .

Preselection on all bands; Calibrated Bandspread; Automatic Noise Limiter; Eight tubes, including ballast; Three bands with frequency coverage of 550 kc. to 30.5 mc.; Electrical bandspread available at all frequencies in the tuning range; One stage tuned RF in all bands; Automatic noise limiter operated by a switch; Separated BFO oscillator for CW reception; 5″ PM dynamic speaker mounted in top of cabinet; Frequency coverage includes broadcast band and extends through 10 meter band; Calibrated bandspread scale on 80, 40, 20 and 10 meter amateur bands; Operates on 115 volts AC or DC. Available for operation on higher voltages with resistance cord.

All the features incorporated in the EC-3 are usually found only in communications receivers selling at double this price. Check these features carefully: Crystal filter (four position variable selectivity) calibrated bandspread scale on 80, 40, 20 and 10 meter amateur bands; Automatic noise limiter; Preselection all bands; Two stages IF amplifier; Fly wheel tuning; Electrical bandspread available at all frequencies in the tuning range; One stage tuned RF in all bands; Separate BFO oscillator for CW reception with variable pitch control; 6″ PM speaker in separate cabinet complete with cord and plug; Operates on 115 volts AC or DC. Available also for operation on higher voltages with resistance cord.

$59.50

Complete with Tubes

NET

Copyright by U. C. P., Inc.

utah TRANSFORMERS

A complete line of replacement transformers designed to service the requirements of practically any radio set on the market. Utah Transformers are standard equipment in millions of receivers throughout the world—definite proof of their reliability and performance under all operating conditions—your assurance of permanently satisfied customers. Fully impregnated and climate-proof.

First letter in Part No. designates mounting style; next number principal filament voltage; next two numbers, total mills output. A letter at end designates additional filaments — E is 3 filaments, G is 5 filaments. No letter means 2 filaments.



2½ VOLT TUBE POWER TRANSFORMERS — 2 FILAMENTS

Style	Stock Number	A.C. Plate Volts	Filament No. 1	Filament No. 2	Dimensions (In.) A B C	Mounting Centers (In.)	Shipping Weight	List Price	Net Price
X	**X 240**	650 Volts C.T. 40 Mills.	5 Volts 2 Amps.	2.5 V.C.T. 4 Amps.	1½x3 x2½	2½x2	2 Lbs.	$2.40	**$1.44**
Y	**Y 240**	650 Volts C.T. 40 Mills.	5 Volts 2 Amps.	2.5 V.C.T. 4 Amps.	3⅛x2½x2⅝	2x1½	2 Lbs.	2.65	**1.59**
Z	**Z 240**	650 Volts C.T. 40 Mills.	5 Volts 2 Amps.	2.5 V.C.T. 4 Amps.	1½x3 x2½	2½x2	2 Lbs.	2.25	**1.35**
X	**X 245**	650 Volts C.T. 40 Mills.	5 Volts 2 Amps.	2.5 V.C.T. 7 Amps.	1¾x3 x3½	2½x2	2½ Lbs.	3.30	**1.98**
Y	**Y 245**	650 Volts C.T. 40 Mills.	5 Volts 2 Amps.	2.5 V.C.T. 7 Amps.	3⅛x2½x2⅝	2x1¾	2¾ Lbs.	3.40	**2.04**
Z	**Z 245**	650 Volts C.T. 40 Mills.	5 Volts 2 Amps.	2.5 V.C.T. 7 Amps.	1¾x3 x2½	2½x2	2¼ Lbs.	3.15	**1.89**
X	**X 250**	700 Volts C.T. 50 Mills.	5 Volts 2 Amps.	2.5 V.C.T. 5 Amps.	1¾x3 x2½	2½x2	2½ Lbs.	2.80	**1.68**
Y	**Y 250**	700 Volts C.T. 50 Mills.	5 Volts 2 Amps.	2.5 V.C.T. 5 Amps.	3⅛x2½x2⅝	2x1¾	2¾ Lbs.	3.10	**1.86**
Z	**Z 250**	700 Volts C.T. 50 Mills.	5 Volts 2 Amps.	2.5 V.C.T. 5 Amps.	1¾x3 x2½	2½x2	2¼ Lbs.	2.65	**1.59**

2½ VOLT TUBE POWER TRANSFORMERS — 3 FILAMENTS

Style	Stock Number	A.C. Plate Volts	Filament No. 1	Filament No. 2	Filament No. 3	Dimensions (In.) A B C	Mounting Centers (In.)	Shipping Weight	List Price	Net Price
X	**X 250E**	650 Volt C.T. 50 Mills.	5 Volts 3 Amps.	2.5 V.C.T. 1¾ Amps.	2.5 V.C.T. 5¾ Amps.	2x3x2½	2½x2	3 Lbs.	$3.30	**$1.98**
Y	**Y 250E**	650 Volt C.T. 50 Mills.	5 Volts 3 Amps.	2.5 V.C.T. 1¾ Amps.	2.5 V.C.T. 5¾ Amps.	3⅛x2½x2⅞	2x2	3¼ Lbs.	3.55	**2.13**
Z	**Z 250E**	650 Volt C.T. 50 Mills.	5 Volts 3 Amps.	2.5 V.C.T. 1¾ Amps.	2.5 V.C.T. 5¾ Amps.	2x3x2½	2½x2	2¾ Lbs.	3.15	**1.89**
X	**X 260E**	700 Volt C.T. 60 Mills.	5 Volts 2 Amps.	2.5 V.C.T. 1¾ Amps.	2.5 V.C.T. 7 Amps.	2x3x2½	2½x2	3 Lbs.	3.65	**2.19**
Y	**Y 260E**	700 Volt C.T. 60 Mills.	5 Volts 2 Amps.	2.5 V.C.T. 1¾ Amps.	2.5 V.C.T. 7 Amps.	3⅛x2½x2⅞	2x2	3¼ Lbs.	3.90	**2.34**
X	**X 270E**	700 Volt C.T. 70 Mills.	5 Volts 3 Amps.	2.5 V.C.T. 3 Amps.	2.5 V.C.T. 7 Amps.	3x3⅜x2 9/16	2 9/16x2¼	3¾ Lbs.	3.75	**2.25**
Y	**Y 270E**	700 Volt C.T. 70 Mills.	5 Volts 3 Amps.	2.5 V.C.T. 3 Amps.	2.5 V.C.T. 7 Amps.	3½x2⅞x3⅛	2¼x2	4 Lbs.	4.15	**2.49**
Z	**Z 270E**	700 Volt C.T. 70 Mills.	5 Volts 3 Amps.	2.5 V.C.T. 3 Amps.	2.5 V.C.T. 7 Amps.	2x3⅜x2 9/16	2 9/16x2¼	3½ Lbs.	3.60	**2.16**
X	**X 290E**	700 Volt C.T. 90 Mills.	5 Volts 3 Amps.	2.5 V.C.T. 3 Amps.	2.5 V.C.T. 10½ Amps.	1⅞x3¾x3⅛	3⅛x2½	4 Lbs.	4.15	**2.49**
Y	**Y 290E**	700 Volt C.T. 90 Mills.	5 Volts 3 Amps.	2.5 V.C.T. 3 Amps.	2.5 V.C.T. 10½ Amps.	3⅞x3¼x3⅛	2½x1 9/16	4¼ Lbs.	4.40	**2.64**
Z	**Z 290E**	700 Volt C.T. 90 Mills.	5 Volts 3 Amps.	2.5 V.C.T. 3 Amps.	2.5 V.C.T. 10½ Amps.	1⅞x3¾x3⅛	3½x2½	3¾ Lbs.	4.00	**2.40**
X	**X 211E**	700 Volt C.T. 110 Mills.	5 Volts 3 Amps.	2.5 V.C.T. 3 Amps.	2.5 V.C.T. 15¼ Amps.	2⅛x3¾x3⅛	3⅛x2½	4¾ Lbs.	5.30	**3.18**
Y	**Y 211E**	700 Volt C.T. 110 Mills.	5 Volts 3 Amps.	2.5 V.C.T. 3 Amps.	2.5 V.C.T. 15¼ Amps.	3⅞x3¼x3⅜	2½x2 9/16	5 Lbs.	5.65	**3.39**
Z	**Z 211E**	700 Volt C.T. 110 Mills.	5 Volts 3 Amps.	2.5 V.C.T. 3 Amps.	2.5 V.C.T. 15¼ Amps.	2⅛x3¾x3⅛	3⅛x2½	4½ Lbs.	5.15	**3.09**
X	**X 212E**	800 Volt C.T. 125 Mills.	5 Volt C.T. 3 Amps.	2½ Volt C.T. 3½ Amps.	2½ Volt C.T. 15 Amps.	2⅜x4⅛x3⅛	3¾x3 7/16	5¾ Lbs.	5.90	**3.54**
Y	**Y 212E**	800 Volt C.T. 125 Mills.	5 Volt C.T. 3 Amps.	2½ Volt C.T. 3½ Amps.	2½ Volt C.T. 15 Amps.	4¼x3½x3¾	2¾x2 9/16	6 Lbs.	6.15	**3.69**
Y	**Y 216E**	850 Volt C.T. 160 Mills.	5 Volts 3 Amps.	2.5 V.C.T. 8 Amps.	2.5 V.C.T. 14 Amps.	4⅝x3¾x3¾	3x2¾	7¼ Lbs.	6.35	**3.81**
Z	**Z 216E**	850 Volt C.T. 160 Mills.	5 Volts 3 Amps.	2.5 V.C.T. 8 Amps.	2.5 V.C.T. 14 Amps.	2 3/16x4½x3¾	3¾x3	6¾ Lbs.	5.90	**3.54**
Y	**Y 220E**	850 Volt C.T. 200 Mills.	5 Volts 3 Amps.	2.5 V.C.T. 8 Amps.	2.5 V.C.T. 14 Amps.	4⅝x3¾x4⅛	3x3⅛	8¾ Lbs.	8.15	**4.89**

Copyright by U. C. P., Inc.

utah TRANSFORMERS

6.3 VOLT TUBE POWER TRANSFORMERS — 2 FILAMENTS

Style	Stock Number	A.C. Plate Volts	Filament No. 1	Filament No. 2	Dimensions (In.) A B C	Mounting Centers (In.)	Shipping Weight	List Price	Net Price
X	X 640	650 Volts C.T. 40 Mills.	5 Volts 2 Amps.	6.3 V.C.T. 1.6 Amps.	1½x3x2½	2½x2	2 Lbs.	$2.40	$1.44
Y	Y 640	650 Volts C.T. 40 Mills.	5 Volts 2 Amps.	6.3 V.C.T. 1.6 Amps.	3⅛x2½x2⅜	2x1½	2¼ Lbs.	2.65	1.59
Z	Z 640	650 Volts C.T. 40 Mills.	5 Volts 2 Amps.	6.3 V.C.T. 1.6 Amps.	1½x3x2½	2½x2	2 Lbs.	2.20	1.32
X	X 650	700 Volts C.T. 50 Mills.	5 Volts 2 Amps.	6.3 V.C.T. 2 Amps.	1¾x3x2½	2½x2	2½ Lbs.	3.10	1.86
Y	Y 650	700 Volts C.T. 50 Mills.	5 Volts 2 Amps.	6.3 V.C.T. 2 Amps.	3⅛x2½x2⅝	2x1¾	2¾ Lbs.	3.35	2.01
Z	Z 650	700 Volts C.T. 50 Mills.	5 Volts 2 Amps.	6.3 V.C.T. 2 Amps.	1¾x3x2½	2½x2	2¼ Lbs.	3.05	1.83
X	X 660	700 Volts C.T. 60 Mills.	5 Volts 2 Amps.	6.3 V.C.T. 2.5 Amps.	2x3x2½	2½x2	3 Lbs.	3.40	2.04
Y	Y 660	700 Volts C.T. 60 Mills.	5 Volts 2 Amps.	6.3 V.C.T. 2.5 Amps.	3⅛x2½x2⅞	2x2	3¼ Lbs.	3.85	2.31
Z	Z 660	700 Volts C.T. 60 Mills.	5 Volts 2 Amps.	6.3 V.C.T. 2.5 Amps.	2x3x2½	2½x2	2¾ Lbs.	3.25	1.95
X	X 675	700 Volts C.T. 75 Mills.	5 Volts 3 Amps.	6.3 V.C.T. 3.2 Amps.	2x3⅜x2⅝	2⅝x2¼	3½ Lbs.	3.70	2.22
Y	Y 675	700 Volts C.T. 75 Mills.	5 Volts 3 Amps.	6.3 V.C.T. 3.2 Amps.	3½x2⅞x3⅛	2¼x2	3¾ Lbs.	4.05	2.43
Z	Z 675	700 Volts C.T. 75 Mills.	5 Volts 3 Amps.	6.3 V.C.T. 3.2 Amps.	2x3⅜x2⅝	2⅝x2¼	3½ Lbs.	3.55	2.13
X	X 690	700 Volts C.T. 90 Mills.	5 V.C.T. 3 Amps.	6.3 V.C.T. 3.5 Amps.	2⅛x3¾x3⅛	3⅛x2½	4⅜ Lbs.	4.15	2.49
Y	Y 690	700 Volts C.T. 90 Mills.	5 V.C.T. 3 Amps.	6.3 V.C.T. 3.5 Amps.	3⅞x3¼x3⅜	2½x2⅝	5 Lbs.	4.50	2.70
Z	Z 690	700 Volts C.T. 90 Mills.	5 V.C.T. 3 Amps.	6.3 V.C.T. 3.5 Amps.	2⅛x3¾x3⅜	3⅛x2½	4½ Lbs.	4.00	2.40
X	X 612	750 Volts C.T. 125 Mills.	5 Volts 3 Amps.	6.3 V.C.T. 5 Amps.	2⅛x3¾x3⅛	3⅛x2½	5 Lbs.	4.30	2.58
Y	Y 612	750 Volts C.T. 125 Mills.	5 Volts 3 Amps.	6.3 V.C.T. 5 Amps.	3⅞x3¼x3⅜	2½x2⅝	5¼ Lbs.	4.75	2.85
Z	Z 612	750 Volts C.T. 125 Mills.	5 Volts 3 Amps.	6.3 V.C.T. 5 Amps.	2⅛x3¾x3⅛	3⅛x2½	4¾ Lbs.	4.15	2.49
Y	Y 616	800 Volts C.T. 160 Mills.	5 Volts 3 Amps.	6.3 V.C.T. 6 Amps.	4¼x3½x3¾	2¾x2⅝	6 Lbs.	5.75	3.45

6.3 VOLT FILAMENT POWER TRANSFORMERS — 3 FILAMENTS

Style	Stock Number	A.C. Plate Volts	Filament No. 1	Filament No. 2	Filament No. 3	Dimensions (In.) A B C	Mounting Centers (In.)	Shipping Weight	List Price	Net Price
X	X 620E	800 Volts C.T. 200 Mills.	5 Volts 3 Amps.	6.3 V.C.T. 3 Amps.	6.3 V.C.T. 6 Amps.	2¼x4½x3¾	3¾x3	6½ Lbs.	$6.65	$3.99
Y	Y 620E	800 Volts C.T. 200 Mills.	5 Volts 3 Amps.	6.3 V.C.T. 3 Amps.	6.3 V.C.T. 6 Amps.	4⅝x3¾x3½	3x2½	6¾ Lbs.	7.00	4.20
Z	Z 620E	800 Volts C.T. 200 Mills.	5 Volts 3 Amps.	6.3 V.C.T. 3 Amps.	6.3 V.C.T. 6 Amps.	2¼x4½x3¾	3¾x3	6 Lbs.	6.50	3.90

COMBINATION 6.3 and 2.5 VOLT FILAMENT POWER TRANSFORMERS

Style	Stock Number	A.C. Plate Volts	Filament No. 1	Filament No. 2	Filament No. 3	Filament No. 4	Dimensions (In.) A B C	Mounting Centers (In.)	Shipping Weight	List Price	Net Price
X	X62-70E	700 Volts C.T. 70 Mills.	5 Volts 2 Amps.	2.5 V.C.T. 4 Amps.	6.3 V.C.T. 3 Amps.	——	2x3⅜x2⅝	2⅝x2¼	3½ Lbs.	$3.50	$2.10
Y	Y62-70E	700 Volts C.T. 70 Mills.	5 Volts 2 Amps.	2.5 V.C.T. 4 Amps.	6.3 V.C.T. 3 Amps.	——	3½x2⅞x3⅛	2¼x2	3¾ Lbs.	3.75	2.25
Z	Z62-70E	700 Volts C.T. 70 Mills.	5 Volts 2 Amps.	2.5 V.T.C. 4 Amps.	6.3 V.C.T. 3 Amps.	——	2x3⅜x2⅝	2⅝x2¼	3½ Lbs.	3.35	2.01
Y	Y62-25F	870 Volts C.T. 250 Mills. Bias Tap 80 V	5 Volts 3 Amps.	2.5 V. 3 Amps.	2.5 V.C.T. 10.5 Amps.	6.3 V.C.T. 1.5 Amps.	4⅝x3¾x3⅝	3x2⅝	6¾ Lbs.	10.00	6.00

6.3 VOLT POWER TRANSFORMERS WITH MOTOR TUNING WINDING

Style	Stock Number	A.C. Plate Volts	Filament No. 1	Filament No. 2	Motor Winding	Dimensions (In.) A B C	Mounting Centers (In.)	Shipping Weight	List Price	Net Price
X	X 2511	700 Volts C.T. 120 Mills.	5 Volts C.T. 5 Amps.	6.3 Volts C.T. 5 Amps.	50 Volts Tapped 18 V. and 24 V.—35 Watts	2½x4½x3¾	3x3¾	7 Lbs.	$5.50	$3.30
Y	Y 2515	700 Volts C.T. 120 Mills.	5 Volts C.T. 5 Amps.	6.3 Volts C.T. 5 Amps.	50 Volts Tapped 7 V. and 24 V.—35 Watts	4⅝x3¾x3¾	3x2¾	7¼ Lbs.	5.75	3.45
X	X 2510	750 Volts C.T. 150 Mills.	5 Volts C.T. 5 Amps.	6.3 Volts C.T. 5.2 Amps.	50 Volts Tapped 18 V. and 24 V.—35 Watts	2½x4½x3¾	3x3¾	7 Lbs.	6.25	3.75
Y	Y 2514	750 Volts C.T. 150 Mills.	5 Volts C.T. 5 Amps.	6.3 Volts C.T. 5.2 Amps.	50 Volts Tapped 18 V. and 24 V.—35 Watts	4⅝x3¾x3¾	3x2¾	7¼ Lbs.	6.50	3.90
X	X 2509	800 Volts C.T. 200 Mills.	5 Volts C.T. 3 Amps.	6.3 Volts C.T. 5.3 Amps.	50 Volts Tapped 18 V. and 24 V.—35 Watts	2⅝x4½x3¾	3x3¾	7¾ Lbs.	8.00	4.80
Y	Y 2516	800 Volts C.T. 200 Mills.	5 Volts C.T. 3 Amps.	6.3 Volts C.T. 5.3 Amps.	50 Volts Tapped 18 V. and 24 V.—35 Watts	4⅝x3¾x3⅞	3x2⅞	8 Lbs.	8.25	4.95

Copyright by U. C. P., Inc.

utah TRANSFORMERS

FILTER CHOKES

Style	Stock Number	Mills.	Henries	D.C. Res.	Core Size (In.)	Dimensions (In.) A B C	Mounting Centers (In.)	Shipping Weight	List Price	Net Price
D	4831	40	5	150	½x½	1⅜x1 5/16x1 5/16	2	7 Oz.	$ .60	$ .36
D	4660	30–40	7	200	½x ⅝	1⅜x1 5/16x1¼	2	7 Oz.	.60	.36
D	4818	30–40	8	300	½x ⅝	1⅜x1 5/16x1¼	2	7 Oz.	.70	.42
D	4661	30–40	10	400	½x ⅝	1⅜x1 5/16x1¼	2	7 Oz.	.60	.36
D	4815	30–40	12	500	½x ⅝	1⅜x1 5/16x1¼	2	7 Oz.	.70	.42
D	4662	30–40	10	200	⅝x⅝	1⅝x1 11/16x1⅜	2⅜	10 Oz.	.85	.51
D	4663	30–40	15	400	⅝x⅝	1⅝x1 11/16x1⅜	2⅜	10 Oz.	.85	.51
D	4664	30–40	18	500	⅝x⅝	1⅝x1 11/16x1⅜	2⅜	10 Oz.	.85	.51
D	4665	75	15	200	¾x¾	1⅞x2 5/16x1⅝	2 11/16	1 Lb.	1.40	.84
D	4001	50	23	100	¾x¾	1⅞x2 5/16x1⅝	2 11/16	1 Lb.	1.40	.84
D	4027	50	30	550	¾x¾	1⅞x2 5/16x1⅝	2 11/16	1 Lb.	1.40	.84
D	4816	40	40	800	¾x¾	1⅞x2 5/16x1⅝	2 11/16	1 Lb.	1.40	.84
D	4666	100	15	160	⅞x⅞	2¼x2 11/16x1⅞	3⅛	1¾ Lbs.	1.65	.99
D *	4002	75	30	340	⅞x⅞	2¼x2 11/16x1⅞	3⅛	1¾ Lbs.	1.65	.99
D	4667	175	10	100	1x1	2½x3 1/16x2⅛	3 5/16	2½ Lbs.	2.10	1.26
D *	4003	110	30	235	1x1	2½x3 1/16x2⅛	3 5/16	2½ Lbs.	2.10	1.26
E †	4668	200	10	120	1⅛x1⅛	3¾x2 15/16x2½	2¼x2 1/16	3¼ Lbs.	3.25	1.95
E †	4008	250	12	125	1¼x1¼	3¾x3¼x2¾	2½x2¼	4½ Lbs.	4.00	2.40
E †	4669	300	10	80	1½x1½	4½x3¾x3½	3 x2½	7½ Lbs.	5.25	3.15

* Lug Terminals. † Vertical Angle Bracket Mounting and Lug Terminals.

AUDIO REACTORS

Style	Stock No.	Mills.	Henries	D. C. Resistance	Core Size (Inches)	Dimensions (In.) A B C	Mounting Centers (In.)	Shipping Weight	List Price	Net Price
D*	4830	10	150	3,500	¾x¾	1⅞x2 5/16x1⅝	2 11/16	1 Lb.	$2.00	$1.20
D	4824	10	300	6,000	¾x¾	1⅞x2 5/16x1⅝	2 5/16	1 Lb.	1.85	1.11
Y	4825	10	1000	10,000	1x1	3⅜x2½x2⅝	2x1¾	2¾ Lbs.	4.50	2.70

*Center Tapped

INPUT AUDIO TRANSFORMERS — SINGLE PLATE TO PUSH PULL GRIDS

Style	Stock Number	Ratio	Core Size (In.)	Dimensions (In.) A B C	Mounting Centers (In.)	Shipping Weight	List Price	Net Price
D	8301	3 - 1	½x ⅝	1⅜x1 5/16x1¼	2	7 Oz.	$1.35	$0.81
D	8305	3 - 1	⅝x⅝	1⅝x1 5/16x1⅜	2⅜	10 Oz.	1.60	.96
D	8311	3 - 1	¾x¾	1⅞x2 5/16x1⅝	2 11/16	1 Lb.	1.95	1.17
D	8319	3 - 1	1x1	2½x3 1/16x2⅛	3 5/16	2¼ Lbs.	2.90	1.74

INPUT AUDIO TRANSFORMERS — SINGLE PLATE TO SINGLE GRID

Style	Stock Number	Ratio	Core Size (In.)	Dimensions (In.) A B C	Mounting Centers (In.)	Shipping Weight	List Price	Net Price
D	8300	3 - 1	½x ⅝	1⅜x1 5/16x1¼	2	7 Oz.	$1.30	$0.78
D	8304	3 - 1	⅝x⅝	1⅝x1 11/16x1⅜	2⅜	10 Oz.	1.35	.81
D	8310	3 - 1	¾x¾	1⅞x2 5/16x1⅝	2 11/16	1 Lb.	1.95	1.17
D	8316	4 - 1	⅞x⅞	2¼x2 11/16x1¾	3⅛	1¼ Lbs.	2.60	1.56

FILAMENT TRANSFORMERS

Style	Stock Number	Filament	Dimensions (In.) A B C	Mounting Centers (In.)	Shipping Weight	List Price	Net Price
D	2467	2.5 Volts C.T. 5 Amps.	2¼x2 11/16x1⅞	3⅛	1½ Lbs.	$1.25	$0.75
D*	2468	5 Volts C.T. 4 Amps.	2⅝x3x1⅞	2⅜x1 7/16	2 Lbs.	1.65	.99
D*	2466	6.3 Volts C.T. 5 Amps.	2⅝x3x2	2⅜x1 5/16	2⅛ Lbs.	1.75	1.05
D	2471	6.3 Volts Tapped 2.5 V. and 5 V. All at 2.5 Amps.	2¼x2½x1⅞	3⅛	1½ Lbs.	1.95	1.17

*Similar to Style D—Horizontal Mounting Angle Frame

6 VOLT VIBRATOR TRANSFORMERS

Style	Stock Number	D.C. Volts To Filter	M.A.	Dimensions (In.) A B C	Mounting Centers (In.)	Shipping Weight	List Price	Net Price
D*	2482	150	35	2¼x2 5/16x1 5/16	3⅛	1¾ Lbs.	$2.15	$1.29
D*	2459	225	40	2¼x2 5/16x1 5/16	3⅛	1¾ Lbs.	2.25	1.35
Y	2460	250	50	3⅛x2½x2⅝	2x1¾	2¾ Lbs.	2.75	1.65
Y	2461	275	75	3⅛x2½x2⅝	2x1¾	2¾ Lbs.	3.25	1.95

*Same as style D except fully encased

Copyright by U. C. P., Inc.

utah TRANSFORMERS

SPECIAL AUDIO AND DRIVER INPUT TRANSFORMERS — SINGLE AND PUSH PULL

Style	Stock Number	Description: Driver Tube	Description: Output Tube	Core Size In.	Dimensions (In.) A B C	Mounting Centers (In.)	Shipping Weight	List Price	Net Price
D	**8748**	1-30	1-19, 1-1J6G, 2-30	½x 9/16	1 3/8x1 11/16x1¼	2	7 Oz.	$1.50	**$0.90**
D	**8329**	1-30	1-19, 1-1J6G, 2-30	¾x¾	1 7/8x2 5/16x1⅝	2 15/16	1 Lb.	1.90	**1.14**
D	**8323**	1-56, 76, 6C5	2-2A3, 2-6A3	¾x¾	1 7/8x2 5/16x1⅝	2 15/16	1 Lb.	2.90	**1.74**
D	**8328**	1-56, 76, 6C5	2-45	⅞x⅞	2¼x2 11/16x1⅞	3 1/8	1½ Lbs.	3.50	**2.10**
D	**8324**	2-56, 76, 6C5	2-2A3, 2-6A3	⅞x⅞	2¼x2 11/16x1⅞	3 1/8	1½ Lbs.	3.50	**2.10**
D	**8326**	1-2A5, 42, 6F6 Triode	2-2A5, 2-42 Fixed Bias	⅞x⅞	2¼x2 11/16x1⅞	3 1/8	1½ Lbs.	3.50	**2.10**
D	**8327**	1-2A5, 42, 6F6 Triode	2-2A5, 2-42 Self Bias	⅞x⅞	2¼x2 11/16x1⅞	3 1/8	1½ Lbs.	3.50	**2.10**
D	**8325**	1-45, 2A5, 42	PAR or PP 2A3	1x1	2½x3 1/16x2¼	3 9/16	2¼ Lbs.	4.10	**2.46**
D	**8321**	Single Plate 35 Mills.	Push Pull Class "A"	¾x¾	1⅞x2 5/16x1⅝	2 15/16	1 Lb.	2.90	**1.74**
D	**8322**	Push Pull Plates 35 Mills	Push Pull Class "A"	⅞x⅞	2¼x2 11/16x1⅞	3 1/8	1½ Lbs.	3.50	**2.10**

UNIVERSAL OUTPUT TRANSFORMERS

Style	Stock Number	Description: Primary	Description: Secondary	Nominal Wattage	Core Size (In.)	Dimensions (In.) A B C	Mounting Centers (In.)	Shipping Weight	List Price	Net Price
D	**8775**	Universal—any tube combination	Any voice coil	4	½x⅝	1⅜x1 15/16x1¼	2	7 Oz.	$1.50	**$0.90**
D	**7364**	" "	Any voice coil	8	⅝x⅝	1⅝x1 15/16x1⅜	2⅜	¾ Lb.	1.90	**1.14**
E	**5999***	" "	Any voice coil	12	¾x¾	2 5/16x1 15/16x1½	2⅜	1¼ Lbs.	2.00	**1.20**
D	**7390**	" "	Any voice coil	18	⅞x⅞	2¼x2 11/16x1⅞	3 1/8	1¾ Lbs.	2.60	**1.56**
E	**8777**	Universal—any tube combination or 500 Ohm line	Any voice coil	12	¾x¾	2 5/16x1 15/16x1½	2⅜	1¼ Lbs.	3.00	**1.80**
D	**8776**	" "	Any voice coil	18	⅞x⅞	2¼x2 11/16x1⅞	3⅛	1¾ Lbs.	3.00	**1.80**
E	**8332**	Heavy Duty Push-Pull	4-6-8-10-16 Ohms	26	1x1	3 1/16x2½x2	3⅛	2¼ Lbs.	4.00	**2.40**
E	**8331**	Heavy Duty Push-Pull	250-500 Ohms	26	1x1	3 1/16x2½x2	3⅛	2¼ Lbs.	4.00	**2.40**
D	**8779**	Heavy Duty Push-Pull	500-1000-1500-2000 Ohms	26	1x1	2½x3 1/16x2 1/16	3 9/16	2¼ Lbs.	4.00	**2.40**
E	**8335**	Heavy Duty Push-Pull Class "B"	250-500 Ohms	26	1x1	3 1/16x2½x2	3⅛	2¼ Lbs.	4.00	**2.40**
D	**8755**	Universal Line 500-1000-1500-2000 Ohms	5 Ohms	4	½x 9/16	1⅜x1 11/16x1¼	2	7 Oz.	1.50	**.90**
D	**8747**	" "	6 Ohms	8	⅝x⅝	1⅝x1 15/16x1⅜	2⅜	¾ Lb.	1.50	**.90**
D	**8746**	" "	8 Ohms	8	⅝x⅝	1⅝x1 15/16x1⅜	2⅜	¾ Lb.	1.50	**.90**
E	**8749**	" "	6-8 Ohms	12	¾x¾	2 5/16x1 15/16x1½	2⅜	1¼ Lbs.	2.00	**1.70**
D	**8750**	" "	8 Ohms	18	⅞x⅞	2¼x2 11/16x1⅞	3⅛	1¾ Lbs.	2.60	**1.56**
E	**8752**	" "	8 Ohms	18	⅞x⅞	2 5/16x2¼x1⅞	2 15/16	1¾ Lbs.	2.60	**1.56**
E	**8753**	" "	8 Ohms	26	1x1	3 1/16x2½x2	3¼	2¼ Lbs.	3.15	**1.89**
D	**8871**	Universal Line	Any voice coil	8	⅝x⅝	1⅝x1 15/16x1⅜	2⅜	¾ Lbs.	2.25	**1.35**
E	**8513**	Universal Line	Any voice coil	12	¾x¾	2 5/16x1 15/16x1½	2⅜	1¼ Lbs.	2.60	**1.56**
E	**8514**	Universal Line	Any voice coil	18	⅞x⅞	2 5/16x2¼x1⅞	2 15/16	1¾ Lbs.	3.15	**1.89**

*Number 5999 Available also for Horizontal Mounting—List Price $2.00—**Net Price $1.20**

MICROPHONE, LINE TO GRID AND PICKUP TRANSFORMERS

Style	Stock Number	Description	Core Size (Inches)	Dimensions (In.) A B C	Mounting Centers (In.)	Shipping Weight	List Price	Net Price
D	**8865**	S. B. Microphone to Single Grid—200 or 70 Ohms at 25 Ma.	½x½	1⅜x1 11/16x1⅛	2	6 Oz.	$1.00	**$0.60**
D	**8864**	S. B. Microphone to Single Grid—100 Ohms to 60,000 Ohms	½x⅝	1⅜x1 11/16x1¼	2	7 Oz.	1.20	**.72**
E	**8863**	D. B. Microphone to Single Grid—200 Ohms to 57,000 Ohms	⅝x⅝	1⅝x1⅝x1⅜	2	¾ Lb.	1.75	**1.05**
Y	**8862**	D. B. Microphone to Single Grid—200 Ohms to 100,000 Ohms	¾x¾	2⅜x2 x2	1 9/16x1⅜	1¼ Lbs.	2.75	**1.65**
Y	**8861**	D. B. Microphone or Low Imped. Pickup to Single Grid—200 & 500 Ohms C.T. to 150,000 Ohms	1x1	3⅞x2½x2⅝	2x1¾	2¾ Lbs.	4.00	**2.40**
Y	**8860**	Low Imped. Pickup or Dynamic Microphone to Sgle. Grid—4, 8, 15 & 30 Ohms to 200,000 Ohms	¾x1	2⅜x2x2¼	1 9/16x1⅜	1½ Lbs.	2.75	**1.65**
Y	**8859**	D. B. Microphone and 200 Ohm Line to P. P. Grids 200 Ohm C.T. to 100,000 Ohms	¾x¾	2⅜x2x2	1 9/16x1⅜	1¼ Lbs.	2.00	**1.20**

Copyright by U. C. P., Inc.

GENERAL PUSH-PULL MOISTURE PROOFED TRANSFORMERS

1939-1940 REPLACEMENT TRANSFORMERS

A Compact . . . Yet Complete Line . . . That Avoids Obsolescence

G.T.C. transformers are built with low-loss high permeability silicon steel core of sufficient stack to leave a factor of safety over the highest rating for continuous operation under regular use.

"PUSH-PULL" Impregnation of coils PULLS out all moisture (by means of preheating ovens and high vacuum tanks) and PUSHES in Special 9X Moisture-proofing Wax (under high compression). Sealing is perfect. No dripping of the 9X High Melting-point Wax and subsequent shorting under normal operation in the hottest, most humid climates.

G.T.C. Transformers employ R.M.A. color coded leads and are individually boxed with complete wiring diagrams.

Type "G" Mounting

Flush



Horizontal

Vertical

"MULTI-USE" POWER TRANSFORMERS in TYPE "G" MOUNTING are

Universally adaptable PHYSICALLY

Supplied with four brackets so that unit may be mounted flush, horizontal, or vertical as shown. Fully shielded and made in accordance with Underwriters' requirements.

The "Multi-Use" Power Transformers are so designed and compactly built that replacements may be selected to fit in any standard chassis. An electro-static shield is incorporated to overcome annoying line hum and interference.

No. of Tubes	Plate		Filament A		Filament B		Filament C		Mounting Centers	Overall Size	Weight Lbs.	G.T.C. Part No.	List Price
	Volts C.T.	M.A.	Volts	Amps.	Volts	Amps.	Volts	Amps.		H x D x W.			
TYPE "G" MOUNTING—2.5 Volts Single and Double Filaments													
4-5	650	40	2.5-C.T.	4.75	5.0	2.0	.....	.....	2" x 2½"	2" x 2½" x 3"	2¾	7726	$2.50
6-7	700	70	2.5-C.T.	7.5	5.0	2.0	.....	.....	2 1/16" x 2 13/16"	2 1/16" x 2⅞" x 3 7/16"	4½	7729	3.25
8-9	700	90	2.5-C.T.	12.5	5.0	2.0	.....	.....	2½" x 3⅛"	2¼" x 3⅛" x 3¾"	5	7732	4.00
6-7	700	70	2.5-C.T.	3.5	5.0	3.0	2.5	9.0	2½" x 3⅛"	3⅛" x 3⅝" x 3¾"	5	1547	4.00
10-13	700	110	2.5-C.T.	3.0	5.0	3.0	2.5	15.25	3" x 3¾"	3¼" x 3¾" x 4½"	6¼	1549	5.00
TYPE "G" MOUNTING—6.3 Volts Single Filament													
4-5	650	40	6.3-C.T.	2.0	5.0	2.0	.....	.....	2" x 2½"	2" x 2½" x 3"	2¾	7741	2.50
6-7	700	70	6.3-C.T.	3.0	5.0	2.0	.....	.....	2 1/16" x 2 13/16"	2 1/16" x 2⅞" x 3 7/16"	4½	7744	3.00
8-9	700	90	6.3-C.T.	3.75	5.0	2.0	.....	.....	2½" x 3⅛"	2⅛" x 3⅛" x 3¾"	5	7747	3.75
10-12	700	110	6.3-C.T.	5.0	5.0	2.0	.....	.....	2⅞" x 3 11/16"	2" x 3⅝" x 4¼"	5¾	7750	4.25

Type "F" Mounting



TYPE "F" MOUNTING—2.5 Volts Single and Double Filaments													
4-5	650	40	2.5-C.T.	4.75	5.0	2.0	.....	.....	1 13/16" x 2"	3 1/16" x 2 11/16" x 2⅝"	2¾	7727	3.00
6-7	700	70	2.5-C.T.	3.0	5.0	3.0	2.5	7.0	2⅜" x 2⅞"	4⅛" x 3¾" x 3⅜"	5½	1772	4.25
8-9	700	90	2.5-C.T.	3.0	5.0	3.0	2.5	10.5	2⅞" x 2⅞"	4⅛" x 3¾" x 3 13/16"	5½	1773	4.75
10-13	700	110	2.5-C.T.	3.0	5.0	3.0	2.5	15.25	2¾" x 3¼"	4⅝" x 3 13/16" x 3 13/16"	6¼	1790	5.50
TYPE "F" MOUNTING—6.3 Volts Single Filament													
4-5	650	40	6.3-C.T.	2.0	5.0	2.0	.....	.....	1 13/16" x 2"	3 1/16" x 2 11/16" x 2⅝"	2¾	7742	3.00
6-7	700	70	6.3-C.T.	3.0	5.0	2.0	.....	.....	2 1/16" x 2⅜"	3⅞" x 3 5/16" x 3 1/16"	4½	7745	3.50
8-9	700	90	6.3-C.T.	3.75	5.0	3.0	.....	.....	2⅜" x 2⅞"	3⅞" x 3½" x 3 1/16"	5	7748	4.00
10-12	700	110	6.3-C.T.	5.0	5.0	3.0	.....	.....	2⅞" x 2⅞"	4⅛" x 3½" x 3⅜"	5¾	7751	4.75

Type "P" Mounting

TYPE "P" MOUNTING—2.5 Volts Single and Double Filaments													
4-5	650	40	2.5-C.T.	4.75	5.0	2.0	.....	.....	2" x 2½"	2" x 2½" x 3"	2¾	7725	2.50
6-7	700	70	2.5-C.T.	3.5	5.0	3.0	2.5	7.5	2½" x 3⅛"	3⅛" x 3⅜" x 3¾"	5	1544	3.50
8-9	700	90	2.5-C.T.	3.0	5.0	3.0	2.5	10.5	2⅞" x 3 11/16"	3½" x 3⅝" x 4¼"	5½	1555	4.00
10-13	700	110	2.5-C.T.	3.0	5.0	3.0	2.5	15.25	3" x 3¾"	3¼" x 3¾" x 4½"	6¼	1557	4.75
TYPE "P" MOUNTING—6.3 Volts Single Filament													
4-5	650	40	6.3-C.T.	2.0	5.0	2.0	.....	.....	2" x 2½"	2" x 2½" x 3"	2¾	7740	2.50
6-7	700	70	6.3-C.T.	3.0	5.0	2.0	.....	.....	2 1/16" x 2 13/16"	2 1/16" x 2⅞" x 3 7/16"	4½	7743	3.25
8-9	700	85	6.3-C.T.	3.75	5.0	2.0	.....	.....	2½" x 3⅛"	2½" x 3⅛" x 3¾"	5	7746	3.75
10-12	700	110	6.3-C.T.	5.0	5.0	2.0	.....	.....	2⅞" x 3 11/16"	2" x 3⅝" x 4¼"	5¾	7749	4.50

GUARANTY

Replacement power supply units with the G. T. C. label are fully guaranteed as to electrical characteristics, and against defects in materials or workmanship. They always operate without excessive heat under continuous service anywhere when used for the purpose intended, at or below the specified rating. Any unit proving defective, may be returned direct to the General Transformer Corporation, 1250 W. Van Buren St., Chicago, for adjustment. To assure prompt service, mark package with name and address of sender and write letter stating nature of trouble and when and from whom purchased.

Copyright by U.C.P. Inc.

GENERAL PUSH-PULL MOISTURE PROOFED TRANSFORMERS

GENERAL REPLACEMENT INPUT TRANSFORMERS FOR "CLASS A" AMPLIFICATION

The exceptionally flat response curve of GENERAL audios assures true reproduction at all frequencies. All Primaries matched to 10,000 ohm plate for type 27, 30, 37, 55, 56, 57, 76, 77, 6C6, 6P5G, 6C5, 1H4G and all other tubes of like characteristics.

Type "2B"

Type "U"

Type "2A"

Type "2B"

STANDARD MULTI-TAP UNIVERSAL OUTPUT

TYPE "2B" MOUNTING

No. 6290 (1 lb.) $1.50

The universal primary and the tapped secondary, from 2 to 30 ohms, in 2 ohm steps, make it possible to feed practically any straight or push-pull output stage to any dynamic speaker.
Mtg. centers: 2".
Overall dimensions: 1¼" x 2⅜" x 2".

HEAVY DUTY MULTI-TAP UNIVERSAL OUTPUTS

TYPE "U" MOUNTING

No. 1337 (1½ lbs.) $1.85

Electrical characteristics are the same as No. 6290.
Mtg. centers: 1¼" x ½" to 1⁹⁄₁₆", or 1¼" x ½" to 1⅞".
Overall dimensions: 2" x 2⅜" x 1⅝".

TYPE "2B" MOUNTING

No. 2314 (1½ lbs.) $1.85

Electrical characteristics same as No. 6290 and No. 1337.
Mtg. centers: 2⅜".
Overall dimensions: 1⅞" x 3" x 2¹⁄₁₆".

INPUT AUDIOS

TYPE "U" MOUNTING

No. 3205 (1½ lbs.) $1.85

This input audio efficiently feeds any straight or push-pull audio stage on either A.C. or D.C. sets.
Mtg. centers: 1¼" x ½" to 1⁹⁄₁₆" or 1¼" x ½" to 1⅞".
Overall dimensions: 2" x 2⅜" x 1⅝".

TYPE "2B" MOUNTING

No. 3256 (1½ lbs.) $1.85

Electrical characteristics same as No. 3205.
Mtg. centers: 2⅜".
Overall dimensions: 1⅞" x 3" x 2¹⁄₁₆".

TROPICALLY SEALED INPUT AUDIO

TYPE "2B" MOUNTING

No. 4216 (1½ lbs.) $2.10

SPECIALLY PROCESSED FOR USE IN HUMID SALT AIR CLIMATE

Electrical characteristics same as No. 3205 and No. 3256.
Mtg. centers: 2⅜".
Overall dimensions: 1⅞" x 3" x 2¹⁄₁₆".

TUBE TESTER PLATE AND FILAMENT TRANSFORMER

In addition to the conventional filament voltages, this transformer has a plate winding, the voltage of which may be impressed directly to the plate of the tube under test. If a D-C voltage is desired on the tube under test, an 84 type tube may be used as a half wave rectifier.

All leads are color coded and a diagram of connections is included.

No. 2033 (3 lbs.) $3.50

Pri. 115v.-60 cycles.
Fil. Sec. 1.5, 2.0, 2.5, 3.3, 5.0, 6.3, 7.5, 15, 25, or 30 volts at 2.0 Amperes.
Plate Sec. 250v. A-C at 40 MA.
Dimensions—2¹⁄₁₆" high, 4" wide over mounting brackets: 2¼" deep, c. c. 3⁹⁄₁₆".

SINGLE PLATE TO SINGLE GRID

Ratio	Type Mtg.	Mtg. C-C	Dimensions H x D x W	Wgt. Lbs.	G.T.C. Part No.	Price
3:1	2A	2⅞"	2" x 1⅝" x 3⅜"	1	1247	$1.75

SINGLE PLATE TO PUSH-PULL GRIDS

3:1	2B	2"	2" x 1¼" x 2⅜"	1	3223	1.50
3:1	2A	2⅞"	2" x 1⅝" x 3⅜"	1	1254	1.90
4:1	2A	2⅞"	2" x 1⅝" x 3⅜"	1	1263	1.90

TO COUPLE 30 TO 19 IN CLASS B

.75:1	2A	2⅜"	1¹¹⁄₁₆" x 1⅜" x 2¹³⁄₁₆"	¾	3252	2.00

SET-BUILDERS AUDIOS

Application	Ratio	Mtg. Type	Mtg. C-C	Dimensions H x D x W	Wgt. Lbs.	Part No.	Price
Single Plate to Single Grid	2:1	2-A	2⅜"	1⅝" x 1¼" x 2⅞"	¾	1277	$1.10
Single Plate to Push-Pull Grid	2:1	2-A	2⅜"	1⅝" x 1¼" x 2⅞"	¾	1278	1.20
Single Plate to Single Grid	3:1	2-A	2¹³⁄₁₆"	2" x 1⅝" x 3⅜"	1	1279	1.30
Single Plate to Push-Pull Grids	3:1	2-A	2¹³⁄₁₆"	2" x 1⅝" x 3⅜"	1	1280	1.50
Single Plate to Push-Pull Grids, Heavy Duty	3:1	2-A	2¹³⁄₁₆"	2" x 1⅝" x 3⅜"	1	1283	1.65
Single Plate to Push-Pull Grids	3:1	2-A	3⁹⁄₁₆"	2⁹⁄₁₆" x 2¼" x 4"	2¼	1282	1.90

OUTPUT TRANSFORMERS

To Feed From	To	Mtg. Type	Mtg. C-C	Dimensions H x D x W	Wgt. Lbs.	Part No.	Price
1C5G, 6F6, 1G5G, 2A5, 33, 41, 42, 47, 79, 89, 6A4	6	2B	2⅜"	2⅜" x 1⅝" x 2⅞"	1	1347	$1.50
P.P. 19, 31, 43, 45, 53, 71A	to	2B	2⅜"	2⅜" x 1⅝" x 2⅞"	1½	1346	1.65
P.P. 1C5G, 6F6, 1G5G, 33, 41, 42, 47, 79, 89, 6A4	15 Ohm	2B	2⅜"	2⅜" x 1⅝" x 2⅞"	1½	1319	1.65
1C5G, 6F6, 1G5G, 33, 41, 42, 47, 31	Voice	2A	2"	1⅝" x 1⅛" x 2⅜"	1	344	1.00

CHOKES

Inductances given are not the "30-Henries" commercial ratings but ACTUAL MEASURED VALUES.

Henries	M.A.	Ohms	Mtg. Type	Mtg. C-C	Dimensions H x D x W	Wgt. Lbs.	Part No.	Price
11	50	400	2B	2⅜"	2⅜" x 1⅜" x 2⅞"	1	1120	$1.40
7	75	300	2A	3¹⁄₁₆"	2¼" x 1⅞" x 3⅜"	1½	1122	1.60
12	100	300	2B	3¹⁄₁₆"	3⅛" x 2¼" x 3⅝"	2½	1125	2.00

AC-DC—These Chokes for Replacement in any of the Popular AC-DC Sets

4	30	200	2A	2"	1⅜" x 1⅛" x 2⅜"	1	5104	.90
5	30	300	2A	2"	1⅜" x 1⅛" x 2⅜"	1	5108	.90
7	30	400	2A	2"	1⅜" x 1⅛" x 2⅜"	1	5112	.90
8	30	500	2A	2"	1⅜" x 1⅛" x 2⅜"	1	5116	.90

Copyright by U.C.P. Inc.

GENERAL PUSH-PULL MOISTURE PROOFED TRANSFORMERS

1939-1940 REPLACEMENT TRANSFORMERS

A Compact . . . Yet Complete Line . . . That Avoids Obsolescence

G.T.C. transformers are built with low-loss high permeability silicon steel core of sufficient stack to leave a factor of safety over the highest rating for continuous operation under regular use.

"PUSH-PULL" Impregnation of coils PULLS out all moisture (by means of preheating ovens and high vacuum tanks) and PUSHES in Special 9X Moisture-proofing Wax (under high compression). Sealing is perfect. No dripping of the 9X High Melting-point Wax and subsequent shorting under normal operation in the hottest, most humid climates.

G.T.C. Transformers employ R.M.A. color coded leads and are individually boxed with complete wiring diagrams.

Type "G" Mounting

Flush

Horizontal



Vertical

"MULTI-USE" POWER TRANSFORMERS in TYPE "G" MOUNTING are

Universally adaptable PHYSICALLY

Supplied with four brackets so that unit may be mounted flush, horizontal, or vertical as shown. Fully shielded and made in accordance with Underwriters' requirements.

The "Multi-Use" Power Transformers are so designed and compactly built that replacements may be selected to fit in any standard chassis. An electro-static shield is incorporated to overcome annoying line hum and interference.

No. of Tubes	Plate Volts C.T.	Plate M.A.	Filament A Volts	Filament A Amps.	Filament B Volts	Filament B Amps.	Filament C Volts	Filament C Amps.	Mounting Centers	Overall Size H x D x W.	Weight Lbs.	G.T.C. Part No.	List Price
TYPE "G" MOUNTING—2.5 Volts Single and Double Filaments													
4-5	650	40	2.5-C.T.	4.75	5.0	2.0	.....	.....	2" x 2½"	2" x 2½" x 3"	2¾	7726	$2.50
6-7	700	70	2.5-C.T.	7.5	5.0	2.0	.....	.....	2 1/16" x 2 13/16"	2 1/16" x 2⅞" x 3 1/16"	4½	7729	3.25
8-9	700	90	2.5-C.T.	12.5	5.0	2.0	.....	.....	2½" x 3 1/16"	2¼" x 3⅛" x 3¾"	5	7732	4.00
6-7	700	70	2.5-C.T.	3.5	5.0	3.0	2.5	9.0	2½" x 3⅛"	3⅛" x 3⅛" x 3¾"	5	1547	4.00
10-13	700	110	2.5-C.T.	3.0	5.0	3.0	2.5	15.25	3" x 3¾"	3¼" x 3⅝" x 4½"	6¼	1549	5.00
TYPE "G" MOUNTING—6.3 Volts Single Filament													
4-5	650	40	6.3-C.T.	2.0	5.0	2.0	.....	.....	2" x 2½"	2" x 2½" x 3"	2¾	7741	2.50
6-7	700	70	6.3-C.T.	3.0	5.0	2.0	.....	.....	2 1/16" x 2 13/16"	2 1/16" x 2⅞" x 3 1/16"	4½	7744	3.00
8-9	700	90	6.3-C.T.	3.75	5.0	2.0	.....	.....	2½" x 3⅛"	2⅛" x 3⅛" x 3¾"	5	7747	3.75
10-12	700	110	6.3-C.T.	5.0	5.0	2.0	.....	.....	2⅞" x 3 11/16"	2" x 3⅝" x 4¼"	5¾	7750	4.25

Type "F" Mounting

TYPE "F" MOUNTING—2.5 Volts Single and Double Filaments													
4-5	650	40	2.5-C.T.	4.75	5.0	2.0	.....	.....	1 13/16" x 2"	3 1/16" x 2 11/16" x 2⅝"	2¾	7727	3.00
6-7	700	70	2.5-C.T.	3.0	5.0	3.0	2.5	7.0	2¾" x 2⅞"	4⅛" x 3¾" x 3⅜"	5½	1772	4.25
8-9	700	90	2.5-C.T.	3.0	5.0	3.0	2.5	10.5	2 7/16" x 2⅞"	4⅛" x 3⅜" x 3 13/16"	5½	1773	4.75
10-13	700	110	2.5-C.T.	3.0	5.0	3.0	2.5	15.25	2¾" x 3¼"	4⅝" x 3 15/16" x 3 11/16"	6¼	1790	5.50
TYPE "F" MOUNTING—6.3 Volts Single Filament													
4-5	650	40	6.3-C.T.	2.0	5.0	2.0	.....	.....	1 13/16" x 2"	3 1/16" x 2 11/16" x 2⅝"	2¾	7742	3.00
6-7	700	70	6.3-C.T.	3.0	5.0	2.0	.....	.....	2 1/16" x 2⅜"	3 7/16" x 3⅛" x 3 1/16"	4½	7745	3.50
8-9	700	90	6.3-C.T.	3.75	5.0	3.0	.....	.....	2⅜" x 2¾"	3 7/16" x 3½" x 3 1/16"	5	7748	4.00
10-12	700	110	6.3-C.T.	5.0	5.0	3.0	.....	.....	2⅛" x 2⅞"	4⅛" x 3½" x 3⅜"	5¾	7751	4.75

Type "P" Mounting

TYPE "P" MOUNTING—2.5 Volts Single and Double Filaments													
4-5	650	40	2.5-C.T.	4.75	5.0	2.0	.....	.....	2" x 2½"	2" x 2½" x 3"	2¾	7725	2.50
6-7	700	70	2.5-C.T.	3.5	5.0	3.0	2.5	7.5	2 1/16" x 3⅛"	3¼" x 3⅜" x 3¾"	5	1544	3.50
8-9	700	90	2.5-C.T.	3.0	5.0	3.0	2.5	10.5	2⅞" x 3 11/16"	3¼" x 3⅝" x 4¼"	5½	1555	4.00
10-13	700	110	2.5-C.T.	3.0	5.0	3.0	2.5	15.25	3" x 3¾"	3¼" x 3¾" x 4½"	6¼	1557	4.75
TYPE "P" MOUNTING—6.3 Volts Single Filament													
4-5	650	40	6.3-C.T.	2.0	5.0	2.0	.....	.....	2" x 2½"	2" x 2½" x 3"	2¾	7740	2.50
6-7	700	70	6.3-C.T.	3.0	5.0	2.0	.....	.....	2 1/16" x 2 13/16"	2 1/16" x 2⅞" x 3 1/16"	4½	7743	3.25
8-9	700	85	6.3-C.T.	3.75	5.0	2.0	.....	.....	2½" x 3⅛"	2⅛" x 3⅛" x 3¾"	5	7746	3.75
10-12	700	110	6.3-C.T.	5.0	5.0	2.0	.....	.....	2⅞" x 3 11/16"	2" x 3⅝" x 4¼"	5¾	7749	4.50

GUARANTY

Replacement power supply units with the G. T. C. label are fully guaranteed as to electrical characteristics, and against defects in materials or workmanship. They always operate without excessive heat under continuous service anywhere when used for the purpose intended, at or below the specified rating. Any unit proving defective, may be returned direct to the General Transformer Corporation, 1250 W. Van Buren St., Chicago, for adjustment. To assure prompt service, mark package with name and address of sender and write letter stating nature of trouble and when and from whom purchased.

Copyright by U.C.P. Inc.

GENERAL PUSH-PULL MOISTURE PROOFED TRANSFORMERS

GENERAL REPLACEMENT INPUT TRANSFORMERS FOR "CLASS A" AMPLIFICATION

The exceptionally flat response curve of GENERAL audios assures true reproduction at all frequencies. All Primaries matched to 10,000 ohm plate for type 27, 30, 37, 55, 56, 57, 76, 77, 6C6, 6P5G, 6C5, 1H4G and all other tubes of like characteristics.



Type "2B"

Type "U"

Type "2A"

Type "2B"

STANDARD MULTI-TAP UNIVERSAL OUTPUT

TYPE "2B" MOUNTING

No. 6290 (1 lb.) $1.50

The universal primary and the tapped secondary, from 2 to 30 ohms, in 2 ohm steps, make it possible to feed practically any straight or push-pull output stage to any dynamic speaker.
Mtg. centers: 2".
Overall dimensions: 1¼" x 2⅜" x 2".

HEAVY DUTY MULTI-TAP UNIVERSAL OUTPUTS

TYPE "U" MOUNTING

No. 1337 (1½ lbs.) $1.85

Electrical characteristics are the same as No. 6290.
Mtg. centers: 1¼" x ½" to 1⅝", or 1¼" x ½" to 1⅞".
Overall dimensions: 2" x 2⅜" x 1⅝".

TYPE "2B" MOUNTING

No. 2314 (1½ lbs.) $1.85

Electrical characteristics same as No. 6290 and No. 1337.
Mtg. centers: 2⅜".
Overall dimensions: 1⅞" x 3" x 2 1/16".

INPUT AUDIOS

TYPE "U" MOUNTING

No. 3205 (1½ lbs.) $1.85

This input audio efficiently feeds any straight or push-pull audio stage on either A.C. or D.C. sets.
Mtg. centers: 1¼" x ½" to 1⅝" or 1¼" x ½" to 1⅞".
Overall dimensions: 2" x 2⅜" x 1⅝".

TYPE "2B" MOUNTING

No. 3256 (1½ lbs.) $1.85

Electrical characteristics same as No. 3205.
Mtg. centers: 2⅜".
Overall dimensions: 1⅞" x 3" x 2 1/16".

TROPICALLY SEALED INPUT AUDIO

TYPE "2B" MOUNTING

No. 4216 (1½ lbs.) $2.10

SPECIALLY PROCESSED FOR USE IN HUMID SALT AIR CLIMATE

Electrical characteristics same as No. 3205 and No. 3256.
Mtg. centers: 2⅜".
Overall dimensions: 1⅞" x 3" x 2 1/16".

TUBE TESTER PLATE AND FILAMENT TRANSFORMER

In addition to the conventional filament voltages, this transformer has a plate winding, the voltage of which may be impressed directly to the plate of the tube under test. If a D-C voltage is desired on the tube under test, an B4 type tube may be used as a half wave rectifier.

All leads are color coded and a diagram of connections is included.

No. 2033 (3 lbs.) $3.50

Pri. 115v.-60 cycles.
Fil. Sec. 1.5, 2.0, 2.5, 3.3, 5.0, 6.3, 7.5, 15, 25, or 30 volts at 2.0 Amperes.
Plate Sec. 250v. A-C at 40 MA.
Dimensions—2 5/16" high, 4" wide over mounting brackets; 2¼" deep, c. c. 3 5/16".

SINGLE PLATE TO SINGLE GRID

Ratio	Type Mtg.	Mtg. C-C	Dimensions H x D x W	Wgt. Lbs.	G.T.C. Part No.	Price
3:1	2A	2⅞"	2" x 1⅝" x 3⅜"	1	1247	$1.75

SINGLE PLATE TO PUSH-PULL GRIDS

3:1	2B	2"	2" x 1¼" x 2⅜"	1	3223	1.50
3:1	2A	2⅞"	2" x 1⅝" x 3⅜"	1	1254	1.90
4:1	2A	2⅞"	2" x 1⅝" x 3⅜"	1	1263	1.90

TO COUPLE 30 TO 19 IN CLASS B

.75:1	2A	2⅜"	1 11/16" x 1⅜" x 2 13/16"	¾	3252	2.00

SET-BUILDERS AUDIOS

Application	Ratio	Mtg. Type	Mtg. C-C	Dimensions H x D x W	Wgt. Lbs.	Part No.	Price
Single Plate to Single Grid	2:1	2-A	2 3/16"	1⅝" x 1¼" x 2⅞"	¾	1277	$1.10
Single Plate to Push-Pull Grid	2:1	2-A	2 3/16"	1⅝" x 1¼" x 2⅞"	¾	1278	1.20
Single Plate to Single Grid	3:1	2-A	2 11/16"	2" x 1⅝" x 3⅜"	1	1279	1.30
Single Plate to Push-Pull Grids	3:1	2-A	2 11/16"	2" x 1⅝" x 3⅜"	1	1280	1.50
Single Plate to Push-Pull Grids, Heavy Duty	3:1	2-A	2 11/16"	2" x 1⅝" x 3⅜"	1	1283	1.65
Single Plate to Push-Pull Grids	3:1	2-A	3 9/16"	2 9/16" x 2¼" x 4"	2¼	1282	1.90

OUTPUT TRANSFORMERS

To Feed From	To	Mtg. Type	Mtg. C-C	Dimensions H x D x W	Wgt. Lbs.	Part No.	Price
1C5G, 6F6, 1G5G, 2A5, 33, 41, 42, 47, 79, 89, 6A4	6	2B	2⅜"	2⅜" x 1⅝" x 2⅞"	1	1347	$1.50
P.P. 19, 31, 43, 45, 53, 71A	to	2B	2⅜"	2⅜" x 1⅝" x 2⅞"	1½	1346	1.65
P.P. 1C5G, 6F6, 1G5G, 33, 41, 42, 47, 79, 89, 6A4	15 Ohm	2B	2⅜"	2⅜" x 1⅝" x 2⅞"	1½	1319	1.65
1C5G, 6F6, 1G5G, 33, 41, 42, 47, 31	Voice	2A	2"	1⅜" x 1⅛" x 2⅜"	1	344	1.00

CHOKES

Inductances given are not the "30-Henries" commercial ratings but ACTUAL MEASURED VALUES.

Henries	M.A.	Ohms	Mtg. Type	Mtg. C-C	Dimensions H x D x W	Wgt. Lbs.	Part No.	Price
11	50	400	2B	2⅛"	2⅜" x 1⅝" x 2⅞"	1	1120	$1.40
7	75	300	2A	3 1/16"	2¼" x 1⅞" x 3¾"	1½	1122	1.60
12	100	300	2B	3 1/16"	3⅛" x 2¼" x 3⅝"	2½	1125	2.00

AC-DC—These Chokes for Replacement in any of the Papular AC-DC Sets

4	30	200	2A	2"	1⅜" x 1⅛" x 2⅜"	1	5104	.90
5	30	300	2A	2"	1⅜" x 1⅛" x 2⅜"	1	5108	.90
7	30	400	2A	2"	1⅜" x 1⅛" x 2⅜"	1	5112	.90
8	30	500	2A	2"	1⅜" x 1⅛" x 2⅜"	1	5116	.90

Copyright by U.C.P. Inc.

LINEAR STANDARD TRANSFORMERS

UTC LINEAR STANDARD Components represent the closest approach to the ideal transformer from the standpoint of uniform response, low wave form distortion, high efficiency, thorough shielding and dependability.

The multiple tap windings used make possible a wide combination of impedance connections without impairing the audio range or efficiency.

UTC engineers have spent considerable time studying the many annoying hum pickup difficulties which are prevalent in high gain A.C. operated amplifying equipment. As a result, a special cast alloy has been developed to house all UTC Linear Standard units. In addition, low level input transformers use the new UTC dual and quadruple alloy shields thus making possible a transformer with the lowest hum pickup of any available commercially.

LINEAR STANDARD UNITS FEATURE:

- **True Hum Balancing Coil Structure** . . . maximum neutralization of stray fields.
- **Balanced Variable Impedance Line** . . . permits highest fidelity on every tap of a universal unit . . . no line reflections or transverse coupling.
- **Reversible Mounting** . . . permits above chassis or subchassis wiring.
- **Full Electrostatic Shielding** . . . brought out to separate terminal.
- **Alloy Shields** . . . maximum shielding from inductive pickup.
- **Multiple Coil, Semi-Toroidal Coil Structure** . . . minimum distributed capacity and leakage reactance.
- **Precision Winding** . . . accuracy of winding .1%, perfect balance of inductance and capacity; exact impedance reflection.
- **Hiperm-Alloy** . . . a **Stable** high permeability nickel-iron core material.
- **High Fidelity** . . . UTC Linear Standard transformers are the **only** audio units with a **guaranteed** uniform response, from 30 to 20,000 cycles ± 1 db.

OVERALL DIMENSIONS						
Case	L	W	H	Mtg.	Dim.	Weight Lbs.
LS-1	2 9/16	3 3/16	3 11/16	1 15/16	2 7/16	4
LS-2	3 1/2	4 3/4	4 3/4	2 11/16	3 11/16	8
LS-3	5	5 3/4	5 3/16	4 3/16	5 1/32	15
LS-4	6 1/16	6 7/16	5 3/8	5 3/4	5 3/4	23
CC-1	7 3/8	10 1/2	5 1/2	6 1/4	4 1/2	33
CC-2	11	11	9 1/4	9 5/8	4 3/4	83
LS-6	16	14	16	8	14 1/2	200
LS-7	21	18	21	11 3/4	19 3/4	500

LOW IMPEDANCE TO GRID TRANSFORMERS

Type No.	Application	Primary Impedance	Secondary Impedance	Shielding and hum reduction	Case No. List Price
LS-10	Low impedance mike, pick-up, or multiple line to grid	50, 125, 200, 250, 333, 500 ohms	60,000 ohms in two sections	Dual Alloy shield -74DB	LS-1 $18.00
LS-10X	As above	As above	50,000 ohms	Quadruple alloy shield -92DB	LS-1 22.50
LS-12	Low impedance mike, pick-up or multiple line to push pull grids	50, 125, 200, 250, 333, 500 ohms	120,000 ohms overall in two sections	Dual alloy shield -74DB	LS-1 20.00
LS-12X	As above	As above	80,000 ohms overall in two sections	Quadruple alloy shield -92DB	LS-1 25.00
LS-14	Low impedance mike, pick-up or parallel mixer to grid	2.5, 5.5, 10, 15, 22, 30, 38, 60 ohms	60,000 ohms in two sections	Dual alloy shield -74DB	LS-1 20.00
LS-14X	As above	As above	50,000 ohms	Quadruple alloy shield -92DB	LS-1 25.00
LS-16	Three isolated lines or pads to one or two grids	30, 50, 200, 250 ohms each primary	60,000 ohms overall, in two sections	Dual Alloy shield -74DB	LS-1 20.00
LS-16X	As above	As above	As above	Quadruple alloy shield -92DB	LS-1 25.00
LS-18	High level multiple line to push pull grids	50, 125, 200, 250, 333, 500 ohms	50,000 ohms overall, in two sections	Alloy casting -50DB	LS-2 22.00



PLATE, CRYSTAL, PHOTOCELL AND BRIDGING TO LINE TRANSFORMERS

Type No.	Application	Primary Impedance	Secondary Impedance	Shielding and hum reduction	Case No. List Price
LS-27	Single plate to multiple line	8,000 to 15,000 ohms 8 MA, D. C.	50, 125, 200, 250, 333, 500 ohms	Dual alloy shield -74DB	LS-1 $17.00
LS-50	Single plate to multiple line	8,000 to 15,000 ohms	50, 125, 200, 250, 333, 500 ohms	Dual alloy shield -74DB	LS-1 17.00
LS-51	Push pull low level plates to multiple line	8,000 to 15,000 ohms each side	50, 125, 200, 250, 333, 500 ohms	Dual alloy shield -74DB	LS-1 17.00
LS-37	Crystal microphone or pick-up to multiple line	100,000 ohms	50, 125, 200, 250, 333, 500 ohms	Dual alloy shield -74DB	LS-1 18.00
LS-38	Crystal microphone or pick-up to multiple line, with internal equalizer	100,000 ohms	50, 125, 200, 250, 333, 500 ohms	Dual alloy shield -74DB	LS-1 22.50
LS-39	Photocell, high-mu triode diode or over-biased detector to multiple line	100,000 ohms	50, 125, 200, 250, 333, 500 ohms	Dual alloy shield -74DB	LS-1 18.00
LS-150	Bridging transformer from 50 to 500 ohm line to multiple line	4,000 ohms, bridging	50 125, 200, 250, 333, 500 ohms	Dual alloy shield -74DB	LS-1 18.00
LS-151	Bridging transformer from 50 to 500 ohm line to multiple line	16,000 ohms, bridging	50, 125, 200, 250, 333, 500 ohms	Dual alloy shield —74DB	LS-1 18.00

MIXING TRANSFORMERS

Type No.	Application	Primary Impedance	Secondary Impedance	Shielding and hum reduction	Case No. List Price
LS-30	Mixing, low impedance mike, pickup or multiple line to multiple line	50, 125, 200, 250, 333, 500 ohms	50, 125, 200, 250, 333, 500 ohms	Dual alloy shield -74DB	LS-1 $18.00
LS-30X	As above	As above	As above	Quadruple alloy shield -92DB	LS-1 22.50
LS-31	Three isolated lines or pads to multiple line	30, 50, 200, 250 ohms each primary	50, 125, 200, 250, 333, 500 ohms	Dual alloy shield -74DB	LS-1 20.00
LS-31X	As above	As above	As above	Quadruple alloy shield -92DB	LS-1 25.00
LS-32	Mixing, low impedance mike, pickup, or parallel mixer to multiple line	2.5, 5.5, 10, 15, 22, 30, 38, 60 ohms	50, 125, 200, 250, 333, 500 ohms	Dual alloy shield -74DB	LS-1 20.00

Copyright, by U.C.P. Inc.

INTERSTAGE AUDIO TRANSFORMERS

Type No.	Application	Primary Impedance	Secondary Impedance	Shielding and hum reduction	Case No. List Price
LS-19	Single plate to PP grids like 2A3, 59, 46, 6L6	8,000 to 15,000 ohms; split primary	95,000 ohms; turn ratio 1.25; 1 each side; split secondary	Alloy casting -50 DB	LS-1 $17.00
LS-20	Single plate to single grid	8,000 to 15,000 ohms.	60,000 ohms; 2:1 turn ratio	Dual alloy shield -74DB	LS-1 16.00
LS-21	Single plate to push pull grids	8,000 to 15,000 ohms.	135,000 ohms; turn ratio 1.5:1 each side. Primary and secondary each in two sections	Dual alloy shield -74DB	LS-1 17.00
LS-40	Single plate to push-pull grids	As above, will carry 8 MA DC	135,000 ohms 1.5:1 turn ratio each side	Dual alloy shield -74 DB	LS-1 17.00
LS-22	Push pull plates to push pull grids	8,000 to 15,000 ohms	38,000 ohms each secondary, turn ratio 1.6:1 each side of center. Primary and secondary each in two sections	Alloy casting -50DB	LS-2 22.00
LS-25	P.P. plates to P. P. grids. Medium level	8,000 to 15,000 ohms; split primary	100,000 ohms overall; 25,000 ohms each side. Turn ratio 1.3:1, Split secondary	Alloy casting -50DB	LS-1 20.00
LS-26	Bridging line to 1 or 2 grids	5000	60,000 ohms in two sections	Dual alloy shield -74 DB	LS-1 18.00

DRIVER TRANSFORMERS

Type No.	Application	Primary Impedance	Reflected Secondary Impedance	Case No. List Price
LS-5	Driver, multiple line to class B 838's, 805's, ZB-120's, 203A's and similar tubes	50, 125, 200 250, 333, 500 ohms	2,000 ohms; 1:2 overall turns ratio	LS-2 $30.00
LS-6	Driver, push pull 45's, 59's, 2A3's, 6A5's, etc. to push pull 845 or 211D grids	800 to 2,000 ohms	.6 primary impedance turns ratio 1.3:1 overall	LS-2 22.00
LS-7	Push pull 56, 6C5 or similar plates to A prime 45's, 42's, 6F6's, 2A3's	8,000 to 15,000 ohms	.45 primary impedance turn ratio 1:5:1 overall	LS-2 22.00
LS-47X	Driver from push pull 2A3's, 6A5G's, or 300A's to Class B 838's, 203A's 805's, or ZB120's	800 to 1,000 ohms	.1 pri. impedance turns ratio. Pri./½ Sec. 3.2:1	LS-2 25.00
LS-48	Driver transformer push pull 845's, to 204 or 849 grids in class B	1,000 to 2,000 ohms	.038 pri. impedance turns ratio, Pri./½ Sec. 5.1:1	LS-4 35.00
LS-49	Push pull parallel 2A3, 6A5G, or 300A tubes to four 838 203A, 805, or ZB120 tubes	800 to 2,000 ohms	.028 pri. impedance turns ratio, Pri./½ Sec. 6.0:1	LS-4 30.00

HIGH LEVEL MATCHING TRANSFORMERS

Type No.	Application	Primary Impedance	Secondary	Case No. List Price
LS-33	High level line matching. 15 watts	50, 125, 200, 250, 333, 500 ohms	1.2, 2.5, 5, 7 5, 10, 15, 20, 30, 50, 125, 200,250, 333, 500 ohms	LS-2 $20.00
LS-34	High level line matching. 30 watts	50, 125, 200, 250, 333, 500 ohms	1.2, 2.5, 5, 7.5, 10, 15, 20, 30, 50, 125, 200, 250, 333, 500 ohms	LS-3 25.00

OUTPUT TRANSFORMERS TO LINE AND VOICE COIL

Type No.	Primary will match following tubes	Primary Impedance	Secondary Impedance	Case No. List Price
LS-52	Push pull 245, 250, 6V6, 42 or 2A5 A prime	8,000 ohms	500, 333, 250, 200, 125, 50, 30, 20, 15, 10, 7.5, 5, 2.5, 1.2	LS-2 $20.00
LS-54	Same as above	8,000 ohms	30, 20, 15, 10, 7.5, 5, 2.5, 1.2	LS-2 14.00
LS-55	Push pull 2A3's, 6A5G's, 300A's, 275A's, 6A3's	5,000 ohms plate to plate and 3,000 ohms plate to plate	500, 333, 250, 200, 125, 50, 30, 20, 15, 10, 7.5, 5, 2.5, 1.2	LS-2 20.00
LS-57	Same as above	5,000 ohms plate to plate and 3,000 ohms plate to plate	30, 20, 15, 10, 7.5, 5, 2.5, 1.2	LS-2 14.00
LS-58	Push pull parallel 2A3's, 6A5G's, 300A's, 6A3's	2,500 ohms plate to plate and 1,500 ohms plate to plate	500, 333, 250, 200, 125, 50, 30, 20, 15, 10, 7.5, 5, 2.5, 1.2	LS-4 30.00
LS-61	Push pull 6B5, 6A6, 53, 6F6, 71A, 59, 79, 89, Class B46, 59's	10,000 ohms plate to plate and 6,000 ohms plate to plate	500, 333, 250, 200, 125, 50, 30, 20, 15, 10, 7.5, 5, 2.5, 1.2	LS-2 20.00
LS-63	Same as above	10,000 ohms plate to plate and 6,000 ohms plate to plate	30, 20, 15, 10, 7.5, 5, 2.5, 1.2	LS-2 14.00
LS-6L1	Push pull 6L6's self bias	6,600 ohms plate to plate	500, 333, 250, 200, 125, 50, 30, 20, 15, 10, 7.5, 5, 2.5, 1.2	LS-3 30.00
LS-6L3	Same as above	6,600 ohms plate to plate	30, 20, 15, 10, 7.5, 5, 2.5, 1.2	LS-3 20.00
LS-6L4	Push pull 6L6's fixed bias or push pull parallel 6L6's self bias	3,800 ohms plate to plate and 3,300 ohms plate to plate	500, 333, 250, 200, 125, 50, 30, 20, 15, 10, 7.5, 5, 2.5, 1.2	LS-4 35.00
LS-845	845 tubes class AB	8,800 ohms plate to plate	500, 333, 250, 200, 125, 50, 30, 20, 15, 10, 7.5, 5, 2.5, 1.2	CC-1 50.00

OUTPUT TRANSFORMERS TO HIGH IMPEDANCE (RF) LOAD

Type No.	Primary will match the following tubes	Primary Impedance	Secondary Impedance	Case No. List Price
LS-56	Push pull 2A3's, 6A5G's, 300A's, 275A's, 6A3's. +36DB	5,000 ohms plate to plate and 3,000 ohms plate to plate	6,000, 5,000, 4,000, 1,800, 1,500, 1,000, 30, 20, 15, 10, 7.5, 5, 2.5, 1.2	LS-2 $20.00
LS-66	Class B 203A, 838, ZB120, 805 +46DB	9,000 ohms plate to plate	5,000, 3,500, 2,500, 2,100, 1,250, 600	CC-1 70.00
LS-67	Class B 203A, 838, ZB 120, 805 +46DB	9,000 ohms plate to plate	10,000, 2,500	CC-1 70.00
LS-691	Class B 849, 833, 250th	10, 400 ohms plate to plate	4,500, 4,000, 3,500, 2,750, 2,000	LS-6* 250.00
LS-692	Class B push-pull parallel 833's	3,650 ohms plate to plate	2,500, 2,000 1,750, 1,500, 1,250	LS-7* 500.00

*Special oil filled construction

Copyright by U.C.P. Inc.

LINEAR STANDARD POWER COMPONENTS

(SEE PAGE 2 FOR DIMENSIONS)

PLATE TRANSFORMERS

Type No.	Primary Voltage 50/60 Cycles	High Voltage	DC Current	List Price
LS-181	100, 110, 120, 220, 230, 240	1500-1250-0-1250-1500	200 MA	$50.00
LS-182	100, 110, 120, 220, 230, 240	1500-1250-0-1250-1500	350 MA	65.00
LS-183	100, 110, 120, 220, 230, 240	1750-1500-0-1500-1750	400 MA	85.00
LS-184	100, 110, 120, 220, 230, 240	3500-3000-2500-0-2500-3000-3500	500 MA	125.00
LS-185	100, 110, 120, 220, 230, 240	3500-3000-2500-0-2500-3000-3500	1.2 amp.	300.00

FILAMENT TRANSFORMERS

Type No.	Application	Primary Voltage 50/60 Cycles	Secondary Voltage	Insulation Voltage	Case No. List Price
LS-80	866A rectifiers	100, 110, 120, 220, 230, 240	2.5 V.C.T.-10A	12,000	LS-3 $17.00
LS-82	872 rectifiers	100, 110, 120, 220, 230, 240	5 V.C.T.-20A	12,000	LS-3 22.00
LS-84	203A, 845, etc. 11F200, 11F300	100, 110, 120, 220, 230, 240	10 V.C.T.-8A	10,000	LS-3 17.00
LS-85	Combined filament transformer for 866 rectifiers and 845 or 203A audio tubes	100, 110, 120, 220, 230, 240	2.5 V.C.T.-10A 10 V.C.T.-8A	10,000	LS-3 25.00
LS-88	6.3 volt tubes	105, 115, 125	6.3 V.C.T.-2A	2,500	LS-1 8.00
LS-118	849, 204A, 11F300	100, 110, 120, 220, 230, 240	11 V.C.T.-10A	2,500	LS-3 20.00
LS-120	866 bridge rectifier	100, 110, 120, 220, 230, 240	2.5 V.C.T.-10A 2.5 V.C.T.-5A 2.5. V.C.T.-5A	12,000	LS-3 30.00
LS-121	872 bridge rectifier	100, 110, 120, 220, 230, 240	5 V.C.T.-20A 5 V.C.T.-10A 5 V.C.T.-10A	12,000	CC-0 40.00
LS-83	872A, 575 or 869 rectifiers	100, 110, 120, 220, 230, 240	5 V.C.T.-20A	35,000	CC-0 45.00
LS-89A	Three 869 rectifiers	100, 110, 120, 220, 230, 240	5 V.C.T.-60A	35,000	CC-1 65.00

COMBINED PLATE AND FILAMENT TRANSFORMERS

Type No.	Primary Voltage 50/60 cycles	High Voltage	Filament Windings	Case No. List Price
LS-180	115	225-0-225 15 MA	6.3 V.C.T.-2A 6.3 V.C.T.-.5A	LS-1 $12.00
LS-180H	Same as above but in hum-balanced construction (dual coils)			LS-1 15.00
LS-190	100, 105, 110, 115, 120, 125	350-300-0-300-350 125 MA	5 V.C.T.-3A 2.5 V.C.T. -6A 6.3 V.C.T.-3A	LS-3 20.00
LS-190H	Same as above but in hum-balanced construction (dual coils)			LS-3 25.00
LS-191	100, 105, 110, 115, 120, 125	325-250-0-250-325 35 MA	5 V.C.T.-3A 2.5 V.C.T.-2A 6.3 V.C.T.-2A	LS-2 15.00
LS-70	100, 105, 110, 115, 120, 125	425-375-0-375-425 200 MA 70-0-70 50 MA	5 V.C.T.-3A 5 V.C.T.-2A 2.5 V.C.T.-10A 6.3 V.C.T.-1A 6.3. V.C.T.-3A	LS-4 25.00
LS-72	100, 105, 110, 115, 120, 125	525-450-0-450-525 250 MA 70-0-70 50 MA	5 V.C.T.-3A 2.5 V.C.T.-3A 2.5 V.C.T.-3A 6.3 V.C.T.-1A 6.3 V.C.T.-3A tapped at 5 V.C.T.-6A	LS-4 30.00
LS-73	100, 105, 110, 115, 120, 125	500-400-0-400-500 500 MA 70-0-70 50 MA	5 V.C.T.-6A 2.5 V.C.T.-10A 2.5 V.C.T.-3A 6.3 V.C.T.-4A 6.3 V.C.T.-6A tapped at 5 V.C.T.-6A	CC-1 40.00

FILTER, SWINGING, AND AUDIO CHOKES

Type No.	Application	Inductance	DC Current	DC Resistance	Case No. List Price
LS-90	Filter choke with hum bucking tap	Series-50 hy Parallel-12.5 hy	50 MA 100 MA	510 ohms 128 ohms	LS-2 $10.00
LS-91	Filter choke with hum bucking tap	Series-14 hy Parallel-3.5 hy	125 MA 250 MA	200 ohms 50 ohms	LS-2 18.00
LS-92	Filter choke with hum bucking tap	Series-16 hy Parallel-4 hy	175 MA 350 MA	96 ohms 24 ohms	LS-3 17.00
LS-93	Filter choke with hum bucking tap	Series-26 hy Parallel-6.25 hy	200 MA 400 MA	112 ohms 28 ohms	LS-4 30.00
LS-94	Parallel feed and filter choke	Series-320 hy Parallel-80 hy	3 MA 6 MA	6400 ohms 1600 ohms	LS-1 10.00
LS-950	Filter choke with hum bucking tap	Series-100 hy Parallel-25 hy	35 MA 75 MA	1000 ohms 250 ohms	LS-2 10.00
LS-98	Filter choke with hum bucking tap	Series-20 hy Parallel-5 hy	500 MA 1 amp.	90 ohms 22.5 ohms	CC-1 50.00
LS-980	Filter choke with hum bucking tap	Series-14 hy Parallel-3.5 hy	400 MA 800 MA	90 ohms 22.5 ohms	LS-4 30.00
LS-98	Swinging choke	8-40 hy	400 MA	90 ohms	LS-4 30.00
LS-99	Filter choke with hum bucking tap	Series-20 hy Parallel-5 hy	1 amp. 2 amp.	50 ohms 12.5 ohms	CC-2 75.00
LS-105	Swinging choke	8-40 hy	1 amp.	50 ohms	CC-2 75.00
LS-102	Modulation reactor	50 hy	350 MA	250 ohms	CC-1 50.00
LS-103	Modulation reactor	50 hy	500 MA	175 ohms	CC-2 70.00
LS-104A	Modulation reactor	50 hy	1.2 amp	75 ohms	Spec. 350.00

Copyright. by U.C.P. Inc.

UTC HIPERM ALLOY TRANSFORMERS



The UTC Hiperm Alloy audio and power transformers are specifically designed for portable and compact high fidelity service. The frequency characteristic of the Hiperm Alloy audio units is uniform from 30 to 20,000 cycles. The outer case is of high conductivity alloy finished in high polish black anodic. Through the use of tapped metallic inserts, these transformers can be mounted with the terminals either up or down, and with no waste space. A hum balanced coil structure is used on all audio units to insure minimum pickup. The electrostatic shields are brought out to separate terminals on the terminal strip.

The H-1 case units weigh 1¾ lbs. and are 2" x 2⅝" x 3" high with 1⅜" mtg. centers. The H-2 case units weigh 2¼ lbs. and are 2⅞" x 3⅝" x 3¾" high with 2" x 2¾" mtg. centers.

PLATE, CRYSTAL AND PHOTOCELL TO LINE TRANSFORMERS

Type No.	Application	Primary Impedance	Secondary Impedance	Case No. List Price
HA-111	Crystal microphone or pickup, to multiple line	100,000 ohms	50, 125, 200, 250, 333, 500 ohms	H-1 $14.00
HA-112	Photocell, high-mu triode, diode or over-biased detector to multiple line	100,000 ohms	50, 125, 200, 250, 333, 500 ohms	H-1 14.00
HA-113	Single plate to multiple line	8,000 to 15,000 ohms	50, 125, 200, 250, 333, 500 ohms	H-1 13.50
HA-114	Push pull low level plates to multiple line	8,000 to 15,000 ohms	50, 125, 200, 250, 333, 500 ohms	H-1 14.00
HA-133	Single plate to multiple line	8,000 to 15,000 ohms	50, 125, 200, 250, 333, 500 ohms	H-1 13.50
HA-134	Push-pull 89's or 2A3's to line	5,000 to 10,000 ohms	50, 125, 200, 250, 333, 500 ohms	H-2 15.00
HA-135	Push-pull 2A3's to voice coil	3,000 to 5,000 ohms	30, 20, 15, 10, 7.5, 5, 2.5, 1.2	H-2 14.00
HA-136	Portable transmitter output, push-pull 53's or single 6F6	7,000 to 10,000 ohms	5,000, 10,000 ohms	H-1 15.00

POWER TRANSFORMERS

Type No.	Primary Voltage 50/60 Cycles	High Voltage	Filament Windings	Case No. List Price
HP-122	115	220-0-220 15 MA	6.3 V.C.T.-.5A 6.3 V C.T.-1.2A	H-1 $10.00
HP-123	115	275-0-275 35 MA	6.3 V.C.T.-.5A 6.3 V.C.T.-2A	H-2 15.00

FILTER AND AUDIO CHOKES

Type	Inductance	DC Current	DC Resistance	Case No. List Price
HC-115	Series-400 hy Parallel-100 hy	2.5 MA 5 MA	7,000 ohms 1,750 ohms	H-1 $9.50
HC-116	Series-600 hy Parallel-150 hy	8 MA 16 MA	4,000 ohms 1,000 ohms	H-2 15.00
HC-117	60 hy	15 MA	3,000 ohms	H-1 9.50
HC-127	60 hy	40 MA	1,000 ohms	H-2 15.00
HC-128	Series 50 Hy. Parallel 12.5 Hy.	50 MA 100 MA	500 125	H-2 15.00

LOW IMPEDANCE TO GRID AND MIXING TRANSFORMERS

Type No.	Application	Primary Impedance	Secondary Impedance	Case No List Price
HA-100	Low impedance mike, pickup, or multiple line to grid	50, 125, 200, 250, 333, 500 ohms	60,000 ohms in two sections	H-1 $14.00
HA-100X	Same as above but with tri-alloy internal shield to effect very low hum pickup			H-1 18.00
HA-101	Low impedance mike, pickup, or multiple line to push pull grids	50, 125, 200, 250, 333, 500 ohms	120,000 ohms overall, in two sections	H-1 16.00
HA-101X	Same as above but with tri-alloy internal shield to effect very low hum pickup			H-1 20.00
HA-103A	Low impedance mike, pickup, or parallel mixer to grid	2.5, 5.5, 10, 15, 22, 30, 38, 60 ohms	60,000 ohms in two sections	H-1 16.00
HA-108	Mixing, low impedance mike, pickup, or multiple line	50, 125, 200, 250, 333, 500 ohms	50, 125, 200, 250, 333, 500 ohms	H-1 14.00
HA-108X	Same as above but with tri-alloy internal shield to effect very low hum pickup			H-1 18.00
HA-130X	Three isolated lines or pads to one or two grids with tri-alloy internal shield	30, 50, 200, 250 ohms each primary	60,000 ohms overall, in two sections	H-1 20.00

INTERSTAGE AUDIO TRANSFORMERS

Type No.	Application	Primary Impedance	Secondary Impedance	Case No. List Price
HA-104	Single plate to P.P. grids like 2A3, 59, 46, 6L6	8,000 to 15,000 ohms	95,000 ohms; turn ratio 1.25:1	H-1 $14.50
HA-105	Single plate to single grid	8,000 to 15,000 ohms	60,000 ohms 2:1 turn ratio	H-1 10.00
HA-106	Single plate to push pull grids	8,000 to 15,000 ohms	135,000 ohms 1.5:1 ratio, each side	H-1 12.00
HA-107	Push pull plates to push pull grids	8,000 to 15,000 ohms	35,000 ohms each secondary 1.5:1 turn ratio overall	H-2 18.00
HA-137	Same as above, but medium level (+ 15DB)			H-1 16.00

UTC ULTRA COMPACT AUDIO UNITS

The UTC Ultra Compact audio units are small, light-weight units ideal for remote pickup and similar equipment. High fidelity is obtainable in all individual units, the frequency response being ± 2 DB from 30 to 20,000 cycles, except A-11, A-21, A-25 (50-10,000 cycles). All units employ true hum balancing coil structures, which combined with a high conductivity outer case, afford a maximum of inductive shielding.

Ultra Compact audio units weigh 5½ ounces and have overall dimensions 1 7/16" x 1 7/8" x 1 15/16". Mounting dimensions are 1⅛" between centers, top and bottom.

Type No.	Application	Primary Impedance	Secondary Impedance	List Price
A-10	Low impedance mike, pickup, or multiple line to grid	50, 125, 200, 250, 333, 500 ohms	50,000 ohms	$11.00
A-11	Line to grid, trialloy shielding for low pickup	50, 200, 500	50,000 ohms for 1 or 2 grids	12.00
A-12	Low impedance mike, pickup, or multiple line to push pull grids	50, 125, 2500, 250, 333, 500 ohms	80,000 ohms overall, in two sections	11.00
A-14	Dynamic microphone to one or two grids	30 ohms	50,000 ohms overall, in two sections	10.00
A-16	Single plate to single grid	8,000 to 15,000 ohms	60,000 ohms, 2:1 turn ratio	9.00
A-17	Single plate to single grid	As above, will carry 8 MA DC	60,000 ohms 2:1 turn ratio	$11.00
A-18	Single plate to two grids	8,000 to 15,000 ohms	80,000 ohms overall, 2.3:1 turn ratio overall	10.00
A-19	Single plate to two grids	As above, will carry 8 MA DC	80,000 ohms 2.3:1 turn ratio	13.00
A-20	Mixing, low impedance mike, pickup, or multiple line to multiple line	50, 125, 200, 250, 333, 500 ohms	50, 125, 200, 250, 333, 500 ohms	11.00
A-21	Mixing, trialloy shielding for low pickup	50, 200, 500	50, 200, 500	12.00
A-24	Single plate to multiple line	8,000 to 15,000 ohms	50, 125, 200, 250, 333, 500 ohms	11.00
A-25	Single plate to multiple line	As above, will carry 8 MA DC	50, 125, 200, 250, 333, 500 ohms	10.00
A-26	Push pull low level plates to multiple line	8,000 to 15,000 ohms each side	50, 125, 200, 250, 333, 500 ohms	11.00
A-27	Crystal microphone to multiple line	100,000 ohms	50, 125, 200, 250, 333, 500 ohms	11.00
A-30	Audio choke, 300 henrys @ 2 MA 6000 ohms D.C., 75 henrys @ 4 MA 1500 ohms D.C., inductance with no D.C. 450 henrys			7.50

Copyright by U.C.P. Inc.

OUNCER HIGH FIDELITY AUDIO UNITS

The new UTC OUNCER series represents the acme in compact quality transformer practice. These units are ideal for hearing aid, aircraft, glider, portable, concealed service, and similar applications. The overall dimensions are 7/8" diameter by 1 3/16" height, including lugs. Mounting is effected by two screws, opposite the terminal board side, spaced 13/16". Weight approximately one ounce. Units not carrying D.C. have high fidelity characteristics being uniform from 40 to 15,000 cycles. Items with D.C. in pri. and O-14 and O-15 are for voice frequencies from 150 to 4,000 cycles.

OUNCER HIGH FIDELITY AUDIO UNITS (MAX. LEVEL 0 DB)

200 ohm balanced winding may be used for 250 ohms.

Type No.	Application	Pri. Imp.	Sec. Imp.	List Price
0-1	Mike, pickup or line to 1 grid	50, 200, 500	50,000	$10.00
0-2	Mike, pickup or line to 2 grids	50, 200, 500	50,000	10.00
0-3	Dynamic mike to 1 grid	7.5/30	50,000	9.00
0-4	Single plate to 1 grid	8,000 to 15,000	60,000	8.00
0-5	Single plate to 1 grid, D.C. in Pri.	8,000 to 15,000	60,000	8.00
0-6	Single plate to 2 grids	8,000 to 15,000	95,000	9.00
0-7	Single plate to 2 grids, D.C. in Pri.	8,000 to 15,000	95,000	9.00
0-8	Single plate to line	8,000 to 15,000	50, 200, 500	10.00
0-9	Single plate to line, D.C. in Pri.	8,000 to 15,000	50, 200, 500	10.00
0-10	Push pull plates to line	8,000 to 15,000 each side	50, 200, 500	10.00
0-11	Crystal mike or pickup to line	50,000	50, 200, 500	10.00
0-12	Mixing and matching	50,200	50, 200, 500	9.00
0-13	Reactor, 200 Hys.—no D.C.; 50 Hys.—2 MA. D.C., 6,000 ohms			7.00
0-14	50:1 mike or line to 1 grid	200	½ megohm	10.00
0-15	10:1 single plate to 1 grid	8,000 to 15,000	1 megohm	10.00

UTC VARITRAN CONTROLS

FOR CONTROLLING: Line Voltage, Rectifier Output, Motors, Lights, Heaters, etc.

- Variable voltage transformers for smooth voltage control. Varitran units employ a special non-fusing *roller* contact to contact the exposed turns of an auto-transformer winding. Rugged construction is employed, with *glass* insulation to assure dependability. Output of 115 Volt unit variable from 0-130 volts (230 Volt unit; 0-260 V.) smoothly without interrupting circuit. Output voltage independent of load.
- Maximum Amp. rating applies from 0 to 20 and 95 to 130 volts. Between 20 and 95 volts current rating tapers off to 50% of rated current at 65 V. point.
- Top and bottom mounting for laboratory bench or panel mounting. All units supplied mounted, with terminal strips as in Fig. A except V-1 (Fig. B) and V-1M (Fig. C).

Type	Input Voltage	Output Voltage	Watts	Maximum Amps.	Approx. Wt. Lbs.	Net Price
V-0	115 volts	0-130	230	2	8	$8.50
V-0-B	230 volts	0-260	230	1	10	10.50
V-1	115 volts	0-130	570	5	11	12.00
V-1-M	115 volts	0-130	570	5	12	20.00
V-2	115 volts	0-130	570	5	11	10.00
V-2-B	230 volts	0-260	570	2.5	14	12.50
V-3	115 volts	0-130	850	7.5	14	15.00
V-3-B	230 volts	0-260	850	3.75	18	20.00
V-4	115 volts	0-130	1250	11	32	22.00
V-4-B	230 volts	0-260	1250	5.5	38	28.00
V-5	115 volts	0-130	1950	17	45	35.00
V-5-B	230 volts	0-260	1950	8.5	56	40.00
V-6	115 volts	0-130	3500	30	90	65.00
V-6-B	230 volts	0-260	3500	15	100	80.00



UNIVERSAL VARITRANS

These varitrans have a 115/230 V. primary winding and a smoothly variable secondary from 0-28 volts. Line voltage control can be effected for 102/140 V. or 197/243 volts to 115 V. or 220 volts respectively. The 28 volt secondary can also be used for low voltage lights, cauteries, trains, rectifiers, etc. The primary and secondary windings can be arranged to effect variable 220/115 or 115/220 volt arrangements. Appearance as in Fig. A above.

Type	Max. Amps. Output	Approx. Dimensions	Approx. Weight, Lbs.	Net Price
VL-0	1.5	3¾ x 4¼ x 3⅞	5	$7.00
VL-1	3.5	4¼ x 6 x 4⅛	7	8.00
VL-2	6	4¼ x 6 x 5⅛	10	10.00
VL-3	11	4⅝ x 6 x 6⅛	15	16.00

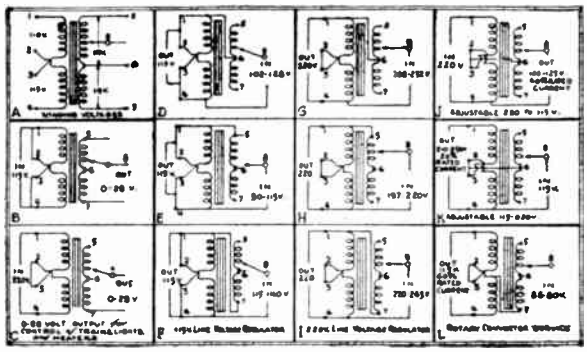

VARIMATCH TRANSFORMERS

(For dimensions of cases see following page)

UTC VARIMATCH transformers are available in various types for every PA and transmitter requirement. Thru unique construction high efficiency and good response are obtainable on all terminations.

Pri. Ohms P to P	SECONDARY RF LOAD IMPEDANCES AVAILABLE											‡AUDIO LOAD IMPEDANCE	
2000	1070	1950	2150	3620	3920	4300	6350	6550	7900	8600	11400	200	350
3000	1620	2950	3240	5500	5900	6500	9400	10000	11800	13000	17000	300	520
4000	1380	1850	2160	2850	3450	4300	5500	7300	8650	12500	17400	250	400
5000	1730	2300	2700	3500	4300	5400	7000	9150	10800	15700	21600	300	500
6000	1070	2140	2180	2750	3620	4250	4300	5150	6350	8300	8600	200	370
7000	1250	2400	2500	3200	4280	5000	5050	6000	7300	9700	10000	230	430
8000	1440	2760	2900	3700	4900	5650	5800	6900	8400	10000	12000	270	500
9000	1620	2950	3100	3240	3900	4150	6200	6500	7750	9400	12500	300	550
10000	1800	2300	3500	4300	4600	6100	6900	7100	8600	10500	14000	330	600
12000	2070	2150	2750	4250	4320	5150	7250	8300	8700	12500	17400	370	400
14000	2440	3200	4900	6000	9700							430	
16000	2780	3700	5600	6900	11000							500	
18000	3140	4150	6300	7750	12500							550	
500*	1070	1950	2150	3620	3920	4300	6350	6550	7900	8600	11400		

* In some cases it is desired to match an RF load to the 500 Ohm output of a PA amplifier. The terminal arrangement noted will take care of this application.

‡ These impedances are suitable for PA applications. If a monitor speaker is desired, proper distribution of power is obtained by operating this low impedance into the high impedance primary of the speaker transformer.

Intermediate P.P. primary impedance values available in addition to those shown.



VARIMATCH DRIVER TRANSFORMERS

Type No.	Primary	Typical Output Tubes	Case No. List Price
PA-51AX	All single tubes like: 6C5, 30, 49, 53, 79, 89, 6A6, 45, 46, 2A3	19, 30, 49, 79, 89, 2A3, 45, 46, 6L6, 42, 59	PA-1 $6.50
PA-53AX	P. P. tube like: 45, 59, 2A3, 6B5, 6L6	46, 4-46, 841, 210, 801, RK-18, 800, 203A, 838, 805, 50T, 830B	PA-2 8.00
PA-59AX	50, 200, 500 ohm line	805, 838, 203A, ZB-120, 100TH, 800, 55T, RK-18	PA-2 8.00
PA-238AX	4-2A3, 4-45, 4-50, 2-211A, 2-845	4-805's, 4-838's, 4-203A's, 2-204's, 2-849's, 2-HF300's, 2-HF200's, 2-250TH's, 2-450TH's	PA-3 20.00
PA-612	50, 200, 500 ohm line	2-250TH, 2-450TH, 2-HF200, 2-HF300, 2-204A, 2-849	PA-3 20.00

VARIMATCH MODULATION TRANSFORMERS

Will match any modulator tube to any RF load

Here's the answer to your modulation problem. A line of transformers providing a universal range of load impedances for any modulator combination. The VARIMATCH transformer can never become obsolete. All units carry class C current and are supplied with charts giving impedance combinations.

Type No.	Max. Audio Watts	Max. Class C Input	Typical Modulator Tubes	Case	List Price
VM-0	12	25	30, 49, 79, 6A6, 53, 2A3, 6B5	PA-1	$6.00
VM-1	30	60	6V6, 6B5, 2A3, 42, 46, 6L6, 210	PA-2	9.50
VM-2	60	125	801, 6L6, 809, 4-46, T-20, 1608	PA-3	14.00
VM-3	125	250	800, 807, 845, TZ-20, RK-30, 35-T	PA-4	20.00
VM-4	300	600	50-T, 203A, 805, 838, T-55, ZB-120	CA-1	35.00
VM-5	600	1200	805, HF-300, 204A, HK-354, 250TH	CA-2	80.00

VARIMATCH LINE TO VOICE COIL TRANSFORMERS

The UTC VARIMATCH line to voice coil transformers will match any voice coil or group of voice coils to a 500 ohm line. More than 50 voice coil combinations can be obtained from the LVM-1, LVM-2, LVM-3, and the actual impedances are as follows:

.2, .4, .5, .62, 1, 1.25, 1.5, 2, 2.5, 3, 3.3, 3.8, 4, 4.5, 5, 5.5, 6, 6.25, 6.6, 7, 7.5, 8, 9, 10, 11, 12, 14, 15, 16, 18, 20, 25, 28, 30, 31, 40, 47, 50, 63, 69, 75.

Type No.	Audio Watts	Primary Impedance	Secondary Impedance	Case No.	List Price
LVM-1	15	500 ohms	.2 to 75 ohms	PA-1	$5.50
LVM-2	40	500 ohms	.2 to 75 ohms	PA-2	8.00
LVM-3	75	500 ohms	.2 to 75 ohms	PA-3	12.00

PA VARIMATCH OUTPUTS

Universal units designed to match **any tubes** within the rated output power, to line or voice coil. Output impedance **500, 200, 50, 15, 8, 5, 3, 1.5** ohms.

Type No.	Audio Watts	Typical Tubes	Case No.	List Price
PVM-1	12	42, 43, 45, 47, 2A3, 6A6, 6F6, 25L6	PA-1	$6.00
PVM-2	30	42, 45, 2A3, 6L6, 6V6, 6B5	PA-2	9.50
PVM-3	60	46's, 50's, 300A's, 6L6's, 801, 807	PA-3	14.00
PVM-4	125	800's, 801's, 807's, 4-6L6's, 845's	PA-4	20.00
PVM-5	300	211, 242A's, 203A's, 838's, 4-845's, ZB-120's	CA-1	35.00

VARIMATCH LINE AUTOFORMERS

UTC Varimatch Line Autoformers will match one to ten 500 ohm lines or LVM-500 ohm windings to the 500 ohm output of an audio amplifier. The LVM-10 to LVM-14 autoformers have impedances of 500, 250, 167, 125, 100, 83, 71, 62, 50.

Type No.	Audio Watts	Case No.	List Price
LVM-10	15	PA-1	$5.50
LVM-11	30	PA-2	8.00
LVM-12	60	PA-3	12.00

Copyright by U.C.P. Inc.

UTC PUBLIC ADDRESS AUDIO COMPONENTS



A quality line of popular-priced transformers incorporating conservative design and construction to assure dependability under the most adverse operative and climatic conditions. Uniform drawn cases finished in telephone black enamel with threaded inserts for top or bottom mounting. These units are professional in appearance and suited for continuous commercial service in amplifiers and transmitters. All items are poured with special moisture-proof sealing compound in addition to vacuum impregnation of coil structures. Items in same case size have approximately the same weights, as noted below.

PA-134, 135 and 136 are of the hum-bucking type to assure low hum pick-up. All audio components are linear, ±1½ DB from 60 to 8,500 cycles. 200 ohm windings on input transformers are balanced and may be used for 250 ohm circuits.

OVERALL DIM., IN.				Mtg. Dim.		Weight Lbs.
Case	L	W	H	L	W	
PA-1	2 1/8	3	3	1 13/16	...	2
PA-2	3 1/16	4 1/8	4 1/8	1 5/8	3 1/16	5
PA-3	3 5/8	4 7/8	4 1/8	1 13/16	3 7/8	10
PA-4	6	4 9/16	6	3 3/8	5 1/4	18
CA-1	7 3/8	9	5 1/2	...	...	28
CA-2	11	11	9	...	...	83

INPUT TO GRID TRANSFORMERS

PA-1 CASE

Type No.	Application	Primary Impedance Ohms	Secondary Impedance Ohms	List Price
PA-131	1 plate to 1 grid	8,000/15,000	90,000 3:1 ratio	$6.00
PA-132	1 plate to 2 grids	8,000/15,000	160,000 centertapped 2:1 ratio each side	6.50
PA-133	2 plates to 2 grids	8,000/15,000	30,000 each side 1.75:1 ratio each side	8.00
PA-134	Line to 1 grid hum-bucking	50, 200, 500	100,000	8.00
PA-135	Line to 2 grids hum-bucking	50, 200, 500	150,000 overall	8.00
PA-235	Line to 1 or 2 grids hum-bucking; multiple alloy shielded for low hum pick-up	50, 200, 500 ohms	80,000 overall	11.00
PA-136	Single plate and low impedance mike or line to 1 or 2 grids. Hum-bucking	8,000/15,000 50, 200, 500	120,000 overall	8.50
PA-233	PP 6C5, 56, similar triodes to All 45's, 2A3's, 6L6's, etc.	8,000/15,000	8,000 .9:1 ratio	7.00
PA-333	PP 6C5, 56, similar triodes to fixed bias 6L6's	8,000/15,000	2,500 .5:1 ratio	7.00
PA-433	PP 45, 2A3, similar tubes to fixed bias 2 or 4 6L6's	5,000	1,250 .5:1 ratio PA-2 case	7.50

MIXING AND LOW LEVEL OUTPUT TRANSFORMERS

PA-1 CASE

Type No.	Application	Pri. Imp. Ohms	Sec. Imp. Ohms	List Price
PA-137	Mixing	50, 200, 500	50, 200, 500	$6.50
PA-140	Triode plate to line	8,000/15,000	50, 200, 500	7.50
PA-141	PP triode plates to line	8,000/15,000	50, 200, 500	8.50

VARITONE UNITS

The UTC VARITONE is a revolutionary audio device incorporating a transformer and frequency response corrective network. Using the VARITONE, tone correction can be effected for defects in acoustic conditions or overall audio response from microphones, pickups, loud speakers, etc. It is also possible to produce new tonal effects from phonograph recordings or radio reception, bringing back notes which would be practically lost otherwise. Due to the high equalization obtainable, an additional stage of amplification is sometimes necessary if the equalizer is to be used at maximum setting. The VT-1 and VT-2 require an external 50,000 ohm potentiometer as the control device.

Type No.	Matching	Equalization	List Price
VT-1	Triode plate, low impedance mike or line—to 1 or 2 grids	High end, low end, or both	$10.00
VT-2	Connects across triode plate or low impedance mike or line	High end, low end, or both	8.00
VT-10	Band pass filter for amateur service removes unnecessary low and high frequencies, reducing QRM, increasing efficiency and intelligibility. Connects in plate circuit of triode		12.00

OUTPUT TRANSFORMERS

Secondary Impedances 500, 200, 50, 16, 8, 5, 3, 1.5 ohms

Type No.	Imped. P.P. Ohms	Typical Tubes	Case	List Price
PA-15	8,000	45's, 50's, 6F6 triodes	PA-2	$7.00
PA-18	3,000/5,000	2A3's, 6A5G's	PA-2	7.00
PA-19	6,000/10,000	6B5, 6A6, 6F6, 89, 46	PA-2	7.00
PA-710	14,000/20,000	10's, 47's, 2A5 pentodes	PA-2	7.00
PA-2L6	6,600	6L6's self bias	PA-3	12.00
PA-4L6	3,300/3,800	2-6L6's, AB2 or 4-6L6's AB	PA-4	18.00

COMBINED PLATE AND FILAMENT TRANSFORMERS

Primary 115 volts 50/60 cycles. *Tapped for either voltage.
¶ Replaces former transformer types PA-22, PA-425 and PA-426.

Type No.	High Voltage	DC. MA.	Fil. 1	Fil. 2	Fil. 3	Fil. 4	Case No. List Price
¶PA-422	435-365-0 365-435 125-0-125	125 25	5V-3A	5V-2A	6.3 VCT-3A	2.5 VCT-5A	PA-3 $12.50
PA-428	500-0-500 80-0-80	250 100	5V-3A	5V-2A	6.3 VCT-4A	*6.3 VCT-3A 2.5 VCT-3A	PA-4 17.00
PA-429	600-525-0-525-600	250	5V-3A	6.3 VCT-3-A	*7.5 VCT-3A 6.3 VCT-3A		PA-4 18.00
PA-431	500-400-0-400-500 80-0-80	500 100	5V-3A	5V-2A	6.3 VCT-5A	6.3 VCT-3A	CA-1 27.00

Copyright by U.C.P. Inc.

NEW COMMERCIAL TYPE POWER SUPPLY COMPONENTS



The new UTC PA power transformers and chokes have been designed to commercial standards. Temperature rise and insulation requirements are in accordance with the conservative specifications of the A.I.E.E. and Fire Underwriters. Ratings are conservative, for continuous duty, and suitable for all commercial and amateur applications. All items are vacuum impregnated in addition to sealing with special insulating compound. Rugged ceramic bushings are used for high voltage terminals.

These transformers and reactors are designed for temperature rise less than 55 degrees C., and are tested for breakdown on all windings at twice working voltage plus 1,000 volts. In addition, plate transformers are given a surge test at 2½ times normal applied voltage using a 500 cycle supply. In view of the conservative ratings and manufacturing procedure, these units are suitable for use on most types of government and standard commercial communication equipment. However, these same quality features make these units ideal for amateur transmitter equipment and also for quality PA units.

HIGH POWER PLATE TRANSFORMERS

Primaries for 105, 115, 220, 230 volts, 50/60 cycles. For reduced power secondary voltages can be reduced to half by using 220V. Pri. on 110 volts. These transformers may be used on 25 to 43 cycles if 220V. Pri. is used on 110 volts.

Type No.	High Voltage	D.C. Voltage	D.C. MA	Case No.	List Price
PA-300	625-515-0-515-625	500/400	200	PA-3	$12.00
PA-301	580-530-300-0-300-530-580	475/425/250	500	PA-4	17.00
PA-302	950-750-0-750-950	760/610	325	PA-4	20.00

Type No.	High Voltage	D.C. Voltage	D.C. MA.	L	W	H	Wt. lbs.	List Price
PA-303	1500-1235-400-0-400-1235-1500	1250/1000 300	300 175	8	7½	5½	32	$30.00
PA-304	1500-1235-0-1235-1500	1250/1000	800	14	11	9¼	118	80.00
PA-305	2400-1750-0-1750-2400	2000/1500	300	10	7½	5½	50	45.00
PA-306	2400-1750-0-1750-2400	2000/1500	500	14	11	9¼	120	80.00
PA-307	3500-3000-2400-0 2400-3000-3500	3000/2500/2000	300	13	11	9¼	110	75.00
PA-308	3500-3000-2400-0 -2400-3000-3500	3000/2500/2000	500	15	11	9¼	140	95.00
PA-309	3500-3000-2400-0 -2400-3000-3500	3000/2500 2000	1000	17	14	11¼	210	165.00
PA-310	4600-4050-3500-0 -3500-4050-4600	4000/3500/3000	600	15	14	11¼	168	125.00
PA-311	1500-1235-0 1235-1500	1250/1000	500	10	7½	5½	50	45.00

UNIVERSAL BIAS TRANSFORMERS

Primary 115 V. 50/60 cycles. No filament windings.

Type No.	D.C. Voltage	D.C. Ma.	Case No. List Price
PA-315	Tapped for any voltage from 15 to 100 V. within 6%	250	PA-2 $10.00
PA-316	Tapped for any voltage from 75 to 400 V. within 6%	250	PA-4 17.00

VARIPOWER AUTO-FORMERS

Designed for line voltage control, filament voltage control and reduced power operation. Output voltage from 0 to 130 volts, 50/60 cycles. Varipower units permit control of filament voltage at the **tube socket** to within 2½% of desired value simultaneously with line voltage control and plate voltage control. Can be used to reduce or increase voltages on filament transformers. Taps at 25, 55, 75, 95, 100, 105, 110, 115, 120, 125 and 130 volts permit output voltages from 0 to 130 volts in 5 volt steps.

Type No.	Watts Output	Dimensions	Weight Lbs.	List Price
VA-1	150	4¾ x 3¼ x 3½	6	$7.00
VA-2	250	4¾ x 4½ x 3½	9	9.00
VA-3	500	5½ x 4½ x 4	11	12.00
VA-4	1000	5½ x 6 x 4	19	18.00
VA-5	2000	7 x 6 x 5¾	25	25.00

LOW POWER FILTER CHOKES

Type No.	Inductance Henrys	D.C. MA	D.C. res. Ohms	Case No.	List Price
PA-40	10	200	110	PA-2	$5.50
PA-41	5–25	200	100	PA-2	5.50
PA-44	30	100 max.	375	PA-2	5.50
PA-46	250	15 max.	4500	PA-1	5.50
PA-48C	100	50 ma.	2500	PA-1	5.50

SMOOTHING CHOKES

Tapped for humbucking circuit. Commercial safety factors. Inductance rating at max. DC.

Type No.	Inductance Henrys	D.C. M.A.	D.C. res. Ohms	Case No.	List Price
PA-100	12	150	115	PA-2	$6.00
PA-102	12	200	105	PA-3	9.00
PA-104	12	300	90	PA-4	14.00
PA-108	10	500	60	CA-1	25.00
PA-1S	10	1000	50	CA-1	40.00

SWINGING INPUT CHOKES

Type No.	Inductance Henrys	D.C. M.A.	D.C. res. Ohms	Case No.	List Price
PA-101	5–25	150	115	PA-2	$6.00
PA-103	5–25	200	105	PA-3	9.00
PA-105	5–25	300	90	PA-4	14.00
PA-109	5–25	500	60	CA-1	25.00
PA-1C	5–25	1000	50	CA-1	40.00

FILAMENT TRANSFORMERS

Primary for 105, 115, 220, 230 volts, 50/60 cycles. These transformers may be used on 25 to 43 cycles if 220 volt primary is used on 110 volts. Secondary voltage is simultaneously reduced to half.

*Two Windings.

Type No.	Sec. Volts C. T.	Sec. Amps.	Working Voltage	Test Voltage	Case No.	List Price
PA-34	2½	10	2500	6000	PA-2	$7.50
PA-120	2½	10	5000	11000	PA-3	10.00
PA-121	5	22	5000	11000	PA-3	14.00
PA-122	7.5/6.3	8	1500	4000	PA-3	12.00
PA-124	10	10	1500	4000	PA-3	12.00
PA-125	14/12/11	10	1500	4000	PA-3	14.00
PA-126	*14/11/10 14/11/10	10 10	1500	4000	PA-4	22.00

Copyright by U.C.P. Inc.

RADIO SET
REPLACEMENT TRANSFORMERS

The new UTC replacement type transformers represent the culmination of years of development in this field. All units are vacuum sealed against humidity with special impregnating materials to prevent corrosion and electrolysis. Shells and brackets are finished in attractive high lustre black enamel.

The new UTC shells and universal brackets employed make possible a latitude in mounting dimensions never approached heretofore. Using Varitap coil construction a minimum number of transformers have been developed to cover any requirement in the replacement field.





Through unique construction the five UTC Varitap Duplicate replacement transformers will service as many types of radio receivers as the 15 or 20 units more customarily employed for such service. The universal feet may be used for upright or horizontal mounting, or eliminated for flush mounting.

UTC vertical power transformers are unusually attractive in appearance, having smooth drawn cases finished in high lustre black enamel. The Varitap coil structure assures flexibility of application and permits the three units described to take the place of 5 to 8 units customarily employed for equivalent service.

VARITAP DUPLICATE REPLACEMENT POWER TRANSFORMERS

Type No.	High Voltage	Rect. Fil.	Fil. 1	Fil. 2	Dimensions, In. W	D	H	M	N	Wt Lb.	List Price
R-1	325-0-325 40MA	5V-2A	6.3 VCT-2A or 2.5-VCT-4A		3	2½	2¾	2½	2	2½	$3.75
R-2	350-0-350 70MA	5V-3A	6.3 VCT-2.5A or 2.5-VCT-8A		3⅜	2⅞	3	2⅝	2¼	3¼	4.50
R-3	350-0-350 95MA	5V-3A	6.3 VCT-4.5A or 2.5-VCT-4.5A	2.5 VCT -9A	3¾	3½	3⅝	3½	2½	6½	5.50
R-4	375-0-375 120-MA	5V-4A	6.3 VCT-5A or 2.5-VCT-5A	2.5 VCT -15A	4½	3¾	3¾	3¾	3	6½	6.50
R-5	385-0-385 180-MA	5V-4A	6.3 VCT-4A or 2.5-VCT-6A	6.3 VCT -5A	4½	3¾	4½	3¾	3	8½	8.00

VERTICAL SHIELDED POWER TRANSFORMERS FOR RECEIVERS AND AMPLIFERS

Type No.	High Voltage	Rect. Fil.	Fil. 1	Fil. 2	Dimensions, In. W	D	H	M	N	Wt Lb.	List Price
R-54	300-0-300 50MA	5V-2A	6.3 VCT-2A or 2.5 VCT-5A		2½	2½	3¼	2	1¾	2½	$4.00
R-11	350-0-350 75MA	5V-3A	6.3 VCT-3A or 2.5-VCT-3A	2.5 VCT -8A	3	3¼	3½	2¼	2¼	4	5.75
R-12	375-0-375 100-MA	5V-3A	6.3 VCT-4A or 2.5-VCT-4A	6.3 VCT -2A or 2.5 VCT -8A	3¼	3½	4	2½	2½	6½	6.50
R-13	425-0-425 200-MA	5V-3A	6.3 VCT-5A or 2.5-VCT-5A	6.3 VCT -3A or 2.5 VCT 12A	3½	4½	4½	3	3½	8½	9.50

VARITAP FLUSH TYPE POWER TRANSFORMERS

The UTC flush type transformers are husky units designed for low temperature rise and good regulation. By employing a Varitap universal coil structure, (brought out to sturdy lugs) the five units described take the place of 12 to 15 units normally found in a flush type series.



Type No.	High Voltage	Rect. Fil.	Fil. 1	Fil 2	Dimensions, In. W	D	H	M	N	Wt Lb.	List Price
R-6	300-0 300 50MA	5V-2A	6.3 VCT-2A or 2.5-VCT-5A		3	2½	3	2½	2	2½	$3.75
R-7	350-0-350 75MA	5V-3A	6.3 VCT-3A or 2.5-VCT-3A	2.5 VCT -8A	3⅜	2⅞	3¼	2⅝	2¼	3	4.75
R-8	375-0-375 100-MA	5V-3A	6.3 VCT-4A or 2.5 VCT-4A	2.5 VCT -10A	3¾	3½	3¾	3½	2½	5½	5.75
R-9	400-0-400 125-MA	5V-3A	6.3 VCT 4A or 2.5-VCT-4A	6.3 VCT -2A or 2.5 VCT -10A	4½	3¾	4	3¾	3	6½	6.75
R-10	425-0-425 200-MA	5V-3A	6.3 VCT-5A or 2.5-VCT-5A	6.3 VCT -3A or 2.5 VCT -12A	4½	3¾	4¾	3¾	3	8½	8.50

Copyright, by U.C.P. Inc.



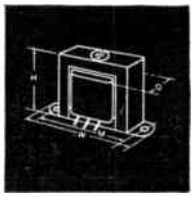

UTC filter chokes are conservatively designed and rated. Standard black enamel mounting channels are employed. Coils are completely sealed against adverse humidity conditions.

FILTER AND AUDIO CHOKES

Type No.	Induct. Hys.	Current	Resistance Ohms	Dimensions, Ins. W	D	H	M	Wgt. Lbs.	List Price
R-55	10	35MA	300	2 1/2	1 3/8	1 3/8	2 1/8	1/2	$1.10
R-14	12	40MA	250	2 7/8	1 3/8	1 11/16	2 3/8	3/4	1.35
R-15	15	30MA	450	2 7/8	1 3/8	1 11/16	2 3/8	3/4	1.35
R-16	20	30MA	600	2 7/8	1 3/8	1 11/16	2 3/8	3/4	1.35
R-17	25	30MA	850	3 5/16	1 3/8	2	2 7/8	1	1.80
R-18	10	75MA	250	3 5/16	1 3/8	2	2 7/8	1	1.80
R-19	15	100MA	450	3 3/4	1 3/4	2 5/16	3 1/4	1 1/2	2.50
R-20	8	160MA	100	4 1/8	2	2 5/8	3 5/8	2 1/2	2.75
R-21	5/25	160MA	100	4 1/8	2	2 5/8	3 5/8	2 1/2	2.75
R-22	500	5MA	4000	3 5/16	1 5/8	2	2 7/8	1	2.50



The Varitap Duplicate audio units represent the acme in replacement transformer development. The units are extremely attractive, the double shells and universal mounting brackets being finished in high lustre black enamel. The figure A units use the new UTC universal bracket. This bracket makes possible four hole horizontal or vertical mounting and two hole, channel type, horizontal or vertical mounting. The coils of these units, in addition to efficient design and mechanical shielding, are vacuum impregnated and completely sealed with a special compound to assure complete protection against adverse climatic conditions.

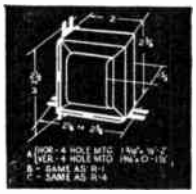

VARITAP DUPLICATE AUDIO TRANSFORMERS AND FILTER CHOKES

(Completely Shielded Units, Universal Mtg.)

Type No.	Application	Description	Fig.	Wgt. Lbs.	List Price
R-23	1 plate* to 1 grid	3 1/2:1 ratio	A	1	$2.50
R-24	1 plate* to 2 grids	2:1 ratio	A	1	2.60
R-25	2 plates* to 2 grids	1.5:1 stepup for class A triodes 1.5:1 stepdown for 6L6's, 2A3's, 2A5's, etc.	A	1 1/4	2.75
R-26	Driver, 1 plate to 2 grids	Single 42, 2A5, 6F6, 45, 46 to AB 6L6's, 42's, 2A5's, 6F6's, 46's	A	1 1/4	2.75
R-27	15 watt Universal Output	All tubes up to 15 watts to any voice coil from .1 to 30 ohms	A	1 1/4	2.50
R-28	35 watt Universal Output	All tubes up to 35 watts to any voice coil from .1 to 30 ohms	B	2 1/2	2.50
R-29	Mike to grid	Single or double button mike or line to 1 grid	A	1 1/4	2.60
R-30	Filter choke	13 Hys—250 MA—100 ohms	C	7	7.00
R-31	Filter choke	10 Hys—80 MA—250 ohms	A	2 1/2	2.25
R-32	Filter choke	10 Hys—150 MA—100 ohms	B	2 1/4	3.25

*Will match tubes like 27, 37, 56, 6C6 triode, 6C5. Can be used with high mu triodes with loss in low frequencies.

UTC channe lframe TROPICAL WETPROOF audios are excellently designed. In addition to good frequency range, coils are vacuum-pressure treated followed by the UTC MOULD SEAL process of WET PROOFING to prevent moisture absorption.

CHANNEL FRAME AUDIO TRANSFORMERS

Type No.	Application	Description	Dimen., Ins. W	D	H	M	Wt. Lbs.	list Price
R-33	1 plate* to 1 grid	4:1 ratio	2 7/8	1 3/8	1 5/16	2 3/8	3/4	$1.80
R-34	1 plate* to 2 grids	2:1 ratio	2 7/8	1 3/8	1 5/16	2 3/8	3/4	1.85
R-35	Mike to 1 grid	17:1 ratio	2 7/8	1 3/8	1 5/16	2 3/8	3/4	2.25
R-53	Plate and mike to grid	3:1 and 17:1 ratio	2 7/8	1 3/8	1 5/16	2 3/8	3/4	2.25
R-56	1 plate to 2 grids	2:1 ratio	3 5/16	1 3/8	2	2 7/8	1	2.25
R-57	1 plate to 2 grids	2 1/2:1 ratio	4 1/8	2	2 3/8	3 3/8	2 1/2	3.50
R-36	Driver	30, 49, etc. to class B 19, 49, 79, 89 grids	2 7/8	1 3/8	1 5/16	2 3/8	3/4	2.25
R-37	R.F. Output	Class B 19, 49, 79, 89 plates to 3500 and 5,000 ohms	2 7/8	1 3/8	1 5/16	2 3/8	3/4	2.35
R-58	5 watt Universal output	Any single tube to any voice coil, .1 to 30 ohms	2 1/2	1 3/8	1 3/8	2 1/8	1/2	1.85
R-38A	6 watt Universal	Any tubes up to 6 watts to any voice coil .1 to 30 ohms	2 1/2	1 3/8	1 3/8	2 1/8	3/4	1.85
R-59	10 watt Universal	Any tubes up to 10 watts to any voice coil .1 to 30 ohms	2 7/8	1 3/8	1 5/16	2 3/8	1	2.10
R-60	15 watt Universal	Any tubes up to 15 watts to any voice coil .1 to 30 ohms	3 5/16	1 3/8	2	2 7/8	1 1/2	2.25
R-39	10 watt line Matching Transformer	250, 500, 1,500 ohms to 2, 8, 15 ohms	2 7/8	1 3/8	1 5/16	2 3/8	3/4	2.35
R-40	25 watt line Matching Transformer	250, 500, 1,500 ohms to 2, 8, 15 ohms	4 1/8	2 1/4	2 3/8	3 3/8	2 1/4	3.65

*Will match tubes like 27, 37, 56, 6C6 triodes, 6C5. Can be used with high mu triodes with loss in low frequencies.

CHANNEL FRAME FILAMENT TRANSFORMERS

Pri. 115 V.—50/60 Cycles

Type No.	Secondary	Dimensions, Inches W	D	H	M	List Price
FT-1	2.5 V. C. T.-3A	2 7/8	1 3/8	1 11/16	2 3/8	$1.75
FT-2	6.3 V. C. T.-1.2A	2 7/8	1 3/8	1 11/16	2 3/8	1.75
FT-3	2.5 V. C. T.-6A	3 5/16	1 3/8	2	2 7/8	2.00
FT-4	6.3 V. C. T.-2.5A	3 5/16	1 3/8	2	2 7/8	2.25
FT-5	2.5 V. C. T.-10A	3 3/4	1 3/4	2 5/16	3 1/4	2.25
FT-6	5 V. C. T.-3A	3 3/4	1 3/4	2 5/16	3 1/4	2.25
FT-7	7.5 V. C. T.-3A	3 3/4	1 3/4	2 5/16	3 1/4	2.25

STEP DOWN AUTO-TRANSFORMERS

220-240 to 110-120 Volts—50/60 Cycles

Type No.	Application	Wgt. Lbs.	List Price
R-41	85 watt capacity	4	$6.50
R-42	125 watt capacity	5	7.00
R-43	175 watt capacity	5 1/2	8.50
R-44	250 watt capacity	6 1/2	10.00
R-45	500 watt capacity	13	20.00
R-46	1000 watts, no cord	26	35.00

EXPORT VOLTAGE ADAPTERS

Complete with cord and plug and special locking switch providing for line voltages of 105, 115, 125, 135, 150, 210, 230, 250 volts; 42 to 60 cycles. Output voltage 115.

Type No.	Rating	Weight, Lbs.	List Price
R-48	150 watts	5 1/2	$10.00

LINE VOLTAGE CORRECTORS

Auto-transformers complete with cord, plug and tap switch. Switch will effect 115 volts plus or minus 2 1/2 volts output for any input voltage from 90 to 135 volts, 50/60 cycles.

Type No.	Rating	Weight, Lbs.	List Price
R-50	100 watts	4	$8.00
R-51	250 watts	5 1/2	10.00
R-52	1000 watts	18	35.00

Copyright by U.C.P. Inc.

SPECIAL SERIES AUDIO TRANSFORMERS

UTC Special Series transformers represent unprecedented value. These items are specifically designed for amateur and popular-priced PA service. For commercial equipment the PA or LS series of units are recommended. The Special Series units are finished in a rich, commercial type gray crinkle enamel. A recessed terminal strip is provided permitting above chassis or breadboard wiring in addition to standard chasis type wiring. The universal windings provided on driver, matching and output transformers assure a maximum of flexibility. Modulator output units will carry the DC current in the class C stage and will match practically any audio tubes to any RF load within the power rating of the transformer. Large components are housed in formed cases with top or bottom mounting and louvres for good ventilation.



CASE SIZES

Type No.	H	W	D	M	Weight Lbs.
G-1	1 7/8	2	1 3/4	2 1/16	1
G-2	2 5/16	2 3/8	1 15/16	2 7/8	1 1/2
G-3	2 1/2	2 3/4	2 1/2	3 1/4	2
G-4	2 15/16	3 1/2	2 5/16	3 5/8	3

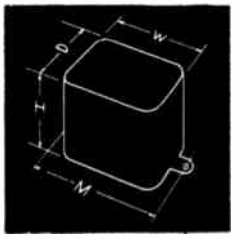

CLASS A INPUT TRANSFORMERS

Type No.	Application	Ratio	Case No.	Net Price
S-1	1 plate* to 1 grid	3 1/2:1	G-2	$2.10
S-2	1 plate* to 2 grids	2:1	G-2	2.40
S-3	1 plate* to 1 or 2 grids compact type	4:1 2:1 P.P.	G-1	1.95
S-4	1 plate*to 2 grids wide range response	1:1	G-3	3.30
S-5	Single or double button mike or line to 1 grid hum-bucking type	16:1	G-2	2.70
S-6	Single or double button mike or line to 1 grid, compact type	16:1	G-1	1.95
S-7	Single plate* and carbon mike to one or two grids	3:1 16:1	G-2	3.15

*Will match tubes like 56, 6C5, 6C6 triode, 77 triode, 37, etc. Can be used with high mu triodes with loss in low frequencies.

UNIVERSAL DRIVER TRANSFORMERS

Type No.	Primary	Typical Output Tubes	Case No. Net Price
S-8	All single tubes like: 6C5, 30, 49, 53, 79, 89, 6A6, 45, 46, 2A3	19, 30, 49, 79, 89, 2A3, 45, 46, 6L6, 42, 59	G-3 $2.55
S-9	P. P. tubes like: 45, 59, 2A3, 6B5, 6L6	46, 4-46, 841, 210, 801, RK-18, 800, 203A, 838, 805, 50T, 830B	G-4 3.30
S-10	P. P. 56, 6C5, etc.	AB 45, 42, 2A3, 6L6	G-3 3.00
S-73	500 or 200 ohm line to all Class B grids up to 400 watts		G-4 3.30

MATCHING TRANSFORMERS

Type No.	Application	Pri. Ohms	Sec. Ohms	Case No. Net Price
S-11	Single 56, 6C6 triode, 6C5 or Similar tube to line.	10,000	200/500	G-2 $2.70
S-12	Line to speaker 15 watts	500, 2000, 4000	2, 4, 8, 15	G-2 3.00
S-13	Line to speaker 30 watts	500, 2000, 4000	2, 4, 8, 15	G-4 3.90

UNIVERSAL OUTPUT TRANSFORMERS TO LINE AND VOICE COIL

Type No.	Tubes and Pri. Ohms	Sec. Ohms	Power	Case No. Net Price
S-14	Single tubes: 2500 ohms for 2A3, 6A3, 6A5 G, 6B4 G, 6L6, 6Y6, 25L6 4,000 ohms for 2A5, 6F6 triode, 12A5, 25A6, 43, 45, 50, 71A 7,000 ohms for 2A5, 6F6, 6K6, 20, 31, 33, 47 10,000 ohms for 6G6, 38, 41	2, 8, 15, 500	10 W	G-2 $2.65
S-15	P. P. tubes: 4,000 ohms for 25L6, 6Y6G 6,000 ohms for 2A3, 6A3, 6A5G, 6B4G, 45 10,000 ohms for 19, 7J6G, 30, 49, 89, 6Z7G, 6AC5G, 53, 6A6, 6N6, 6N7, 6B5	2, 8, 15, 500	12 W	G-2 3.00
S-16	3,000 ohms for 2A3, 6A3, 6A5G, 6B4G, AB 6,000-6,600 ohms for 2A5-6F6-42 triodes AB, 46, 59, 6L6 10,000 ohms for 6B5, 6V6, 2A5-6F6-42 pentodes AB	2, 8, 15, 500	30 W	G-4 3.90
S-17	3,300 ohms for 4 6L6's, 4-46's 3,800 ohms for 2 6L6's, AB2 6,000 ohms for 1608, 800	2, 8, 15, 500	55 W	G-5 4.80

COMBINED PLATE AND FILAMENT TRANSFORMERS

Primary 115 V.—50/60 Cycles

Type No.	High Voltage	D.C. Voltages*	Rectifier Fil.	Fil. No. 1	Fil. No. 2	Case No. Net Price
S-39	490-400-0-400-490 175 Ma.	400/310	5V.-3A.	2.5 V. C. T. 6A	6.3 V. C. T. 4A	G-7 $6.00
S-40	525-425-0-425-525 250 Ma.	400/310	5V.-3A.	6.3 V.C.T.-3A	6.3 V.C.T.-3A	G-7 6.00
S-41	600-0-600 200 Ma.	475	5V.-3A.	7.5V. tapped 6.3V-3A	6.3 V.C.T.-2A	G-7 5.40
S-42	600-525-0-525-600 300 Ma.	480/400	5V.3A-	7.5V. tapped 6.3V.-3A	6.3 V.C.T.-3A	G-8 7.20
S-43	525-0-525 450 Ma. 40-0-40 200 Ma.	400	5V.-3A 5V.-6A	6.3 V.C.T.-2A	6.3 V.C.T.-5A	G-9 9.90

*Based on two section filter, choke input.

Copyright by U.C.P. Inc.

NET

SPECIAL SERIES POWER EQUIPMENT

UTC Special Series power supply components are designed specifically for amateur and popular-priced PA service. The ratings are based on such applications and recommended for intermittent service. For commercial applications, PA or LS grade components should be employed. Tapped coil structures on power and bias supply transformers afford maximum flexibility, permitting a given transformer to be used with many circuits and types of tubes.



CASE SIZES

Type	H	W	D	M	N	Wt. Lbs.
G-5	3 7/8	3 1/8	4 9/16	3 7/8	2 7/16	4 1/2
G-7	5 3/8	4 9/16	5 9/16	4 27/32	3 25/32	9
G-8	5 3/8	5 1/2	5 1/2	4 25/32	4 3/4	13
G-9	6 1/8	5 5/16	6 13/16	6 1/32	4 19/32	18
G-10	6 1/8	6 3/16	6 11/16	5 15/16	5 13/32	24
G-11	7 1/2	6 9/16	7 3/8	6 21/32	5 29/32	31

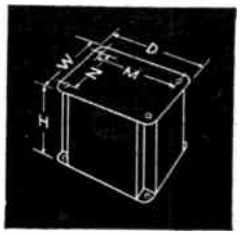

FILTER, SWINGING, AND AUDIO CHOKES

Type No.	Service	Inductance	Current	Resistance	Case No.	Net Price
S-23	Audio	500 Hy.	5 Ma.	4,500 ohms	G-2	$2.10
S-24	P.P. Choke	500 Hy. C.T.	3 Ma.	4,000 ohms	G-2	2.25
S-25	Filter	30 Hy.	30 Ma.	800 ohms	G-2	1.95
S-26	Filter	15 Hy.	60 Ma.	230 ohms	G-2	1.95
S-27	Filter	30 Hy.	75 Ma.	350 ohms	G-4	2.40
S-28	Filter	20 Hy.	100 Ma.	350 ohms	G-4	2.40
S-29	Filter	6 Hy.	175 Ma.	95 ohms	G-4	2.40
S-30	Swinging	5/25 Hy.	175 Ma.	95 ohms	G-4	2.40
S-31	Filter	15 Hy.	225 Ma.	120 ohms	G-5	3.15
S-32	Swinging	5/25 Hy.	225 Ma.	120 ohms	G-5	3.15
S-33	Filter	15 Hy.	300 Ma.	90 ohms	G-7	4.50
S-34	Swinging	5/25 Hy.	300 Ma.	90 ohms	G-7	4.50
S-35	Filter	15 Hy.	400 Ma.	85 ohms	G-8	6.50
S-36	Swinging	5/25 Hy.	400 Ma.	85 ohms	G-8	9.00
S-37	Filter	15 Hy.	550 Ma.	60 ohms	G-8	9.00
S-38	Swinging	5/25 Hy.	550 Ma.	60 ohms	G-8	9.00

UNIVERSAL BIAS TRANSFORMERS

Primary 115 V.—50/60 Cycles **No Filament Windings**

Type No.	Application	D.C. Current	Case No. Net Price
S-51	Will supply any bias voltage from 15 to 100 volts D.C. within approximately 6 % of desired value.	200 Ma.	G-5 $5.40
S-52	Will supply any bias voltage from 75 to 400 volts D.C. within approximately 6 % of desired value.	200 Ma.	G-7 7.20

UNIVERSAL OUTPUT TRANSFORMERS

Any modulator tubes to any RF load.

Type No.	Audio Power	Case No.	Net Price
S-18	12 watts	G-3	$3.15
S-19	30 watts	G-4	4.80
S-20	55 watts	G-5	5.90
S-21	110 watts	G-7	9.50
S-22	250 watts	G-9	15.00

PLATE TRANSFORMERS

Primary 115 V.—50/60 Cycles

Type No.	High Voltage	D.C. Voltages*	D.C. Current	Case No. Net Price
S-44	575-525-0-525-575	470/430	500 Ma.	G-9 $9.30
S-45	900-750-0-750-900	750/620	200 Ma.	G-8 7.20
S-46	1000-750-0-750-1000	825/600	300 Ma.	G-9 9.00
S-74	1175-500-0-500-1175 Duplex rectifier	1000 400	†150 MA ‡150 MA	G-10 9.90
S-47	1500-1250-1000-0-1000-1250-1500	1275/1050/825	300 Ma.	G-10 11.70
S-48	1500-1250-1000-0-1000-1250-1500	1300/1075/850	500 Ma.	G-11 15.80
S-49	2100-1800-1500-0-1500-1800-2100	1815/1540/1275	300 Ma.	G-11 16.20
S-50	3000-2500-0-2500-3000	2625/2175	300 Ma.	G-11 22.50

*Based on two section filter for 200 Ma. and 300 Ma. units, single section filter for 500 Ma. units, both choke input.

Note: Using a bridge rectifier circuit **D.C. Voltages** shown are **doubled** but available **D.C. current** reduced to **half**. S-49 and S-50 are not suitable for bridge rectifiers.

†200 MA if used alone. ‡ 250 MA if used alone.

SINGLE SECONDARY FILAMENT TRANSFORMERS

Primary Tapped 105, 115 Volts—50/60 Cycles

Type No.	Secondary Volts	Secondary Current	Insulation	Case No.	Net Price
S-53	2.5 VCT	10 A.	1500 V.	G-3	$2.10
S-54	5 VCT	4 A.	2500 V.	G-3	2.10
S-55	6.3 VCT	3 A.	1,500 V.	G-3	2.10
S-56	7.5 VCT	3 A.	1,500 V.	G-3	2.10
S-57	2.5 VCT	10 A.	10,000 V.	G-5	3.00
S-58	2.5 VCT	20 A.	10,000 V.	G-5	3.60
S-59	5 to 5.25 VCT	13 A.	5,000 V.	G-5	3.00
S-60	5 to 5.25 VCT	22 A.	10,000 V.	G-7	5.50
S-61	7.5 VCT tapped 6.3 VCT	8 A.	3,000 V.	G-5	3.00
S-62	10 VCT	10 A.	3,000 V.	G-5	3.50
S-63	14 VCT tapped 12 VCT and 11 VCT	10 A.	5,000 V.	G-7	5.60

MULTIPLE SECONDARY FILAMENT WINDINGS

Primary Tapped 105, 115 Volts—50/60 Cycles

Type No.	Fil. 1	Fl. 2	Fil. 3	Insulation V.	Case No.	Net Price
S-64	2.5 VCT-5A	2.5 VCT-5A	5 VCT-6A	3,000	G-5	$3.50
S-65	2.5 VCT-5A	5 VCT-4A	6.3 VCT-3A	3,000	G-5	3.50
S-66	2.5 VCT-10A	7.5 VCT-6.5A		3,000	G-5	3.60
S-67	5 VCT-6A	6.3 VCT-5A		3,000	G-5	3.50
S-68	5 VCT-3A	6.3 VCT-4A	7.5 VCT-5A	3,000	G-5	3.90
S-69	6.3 VCT-3A	7.5 VCT-6.5A		3,000	G-5	3.90
S-70	6.3 VCT-5A	6.3 VCT-5A		3,000	G-5	3.90
S-71	2.5 VCT-6A	2.5 VCT-6A	2.5 VCT-12A	10,000	G-7	6.60
S-72	5 VCT-3A	5 VCT-3A	5 VCT-6A	5,000	G-5	4.20

NET

Copyright by U.C.P. Inc.

HALLDORSON Replacement Transformers

POWER TRANSFORMERS

Cat. No.	Plate Voltage C.T.	5 V. Fil.	2.5 V. Fil.	6.3 V. Fil.	Tube Combinations	Mtg Type	Dimensions H. W. D.	Mounting Centers	Wtg. Lbs.
51	700 V.— 70 M.A.	3 A.	10 A., C.T.		1-45, 47, 2A5; 5-2-2, 27, or 9-56, 57	S T	4" x3¼"x3⅜" 3¼"x3¾"x3⅛"	2½"x2⅛" Universal	5 4½
52	700 V.—110 M.A.	3 A.	(1) 3.5 A., C.T. (2) 3.5 A., C.T. (3) 9 A., C.T.		2-45, 47, 2A5 2-45, 47, 2A5 5-24, 27, or 9-56, 57	S T U	4¾"x4" x4" 3¾"x4½"x3¾" 4" x4½"x3¾"	3" x2⅞" Universal 3¾"x2½"	8¾ 7¾ 7¾
53	700 V.—110 M.A.	3 A.	(1) 3.5 A., C.T. (2) 12.25 A., C.T.		2-45, 47, 2A5 7-24, 27 or 12-56, 57	S T	4¾"x4" x3½" 3¾"x4½"x3¼"	3" x2⅝" Universal	9 8½
56	700 V.— 90 M.A.	3 A.	(1) 3.5 A., C.T. (2) 8.75 A., C.T.		2-45, 47, 2A5 5-24, 27, or 9-56, 57	S T	4¾"x4" x3⅜" 3¾"x4½"x3⅜"	3" x2⅜" Universal	7⅛ 6¾
57	600 V.— 80 M.A.	(1) 3 A. (2) ½ A.	10.5 A., C.T.		6-24, 27, or 10-56, 57	S T	4" x3¼"x3⅜" 3⅛"x3¾"x3⅛"	2½"x2⅛" Universal	5 4½
47	650 V.— 40 M.A.	2 A.	3.75 A., C.T.		1-2A5; 2-57, 58	M L	1¾"x3" x2½" 2⅜"x3" x2½"	2½"x2" Universal	2¼ 2½
44	650 V.— 40 M.A.	3 A.	(1) 1.75 A., C.T (2) 3.5 A.		1-47, 2A5 2-24, 27, or 3-56, 57	M L	2⅛"x3¾"x2¾" 2⅞"x3⅜"x2¾"	2⅜"x2¼" Universal	3⅛ 3½
444	650 V.— 40 M.A.	3 A.	(1) 1.75 A., C.T., or 1.6 A., C.T. (2) 3.5 A., C.T.		1-47, 2A5 or 3-77, 6K7; 1-42, 6F6 2-24, 27, or 3-56, 57	M L	2⅛"x3⅜"x2¾" 2⅞"x3½"x2¾"	2⅜"x2¼" Universal	3½ 3¾
476	650 V.— 40 M.A.	2 A.		1.9 A., C.T.		M L	1¾"x3" x2½" 2⅜"x3" x2½"	2½"x2" Universal	2¼ 2½
49	650 V.— 40 M.A.	3 A.	5.25 A., C.T.		2-24, 27, or 3-56, 57; 1-47, 2A5	M S	1⅞"x3" x2½" 3½"x2¾"x2¾"	2½"x2" 2" x1¾"	2½ 2½
60	650 V.— 50 M.A.	3 A.	(1) 1.75 A., C.T. (2) 5.25 A.		1-47, 2A5 3-24, 27, or 5-56, 57	M L	2⅛"x3¾"x2¾" 2⅞"x3½"x2¾"	2⅜"x2¼" Universal	3½ 3¾
660	650 V.— 50 M.A.	3 A.	(1) 1.75 A., C.T., or 1.9 A., C.T. (2) 5.25 A., C.T.		1-47, 2A5, or 4-77, 6K7; 1-42, 6F6 3-24, 27, or 5-56, 57	M L	2⅛"x3¾"x2¾" 2⅞"x3⅜"x2¾"	2⅜"x2¼" Universal	3½ 3¾
61	700 V.— 60 M.A.	3 A.	7 A., C.T.		3-2-2, 27 or 6-56, 58; 1-47, 2A5	M S	2½"x3¾"x3⅛" 4" x3¼"x3⅜"	3¼"x2½" 2½"x2⅜"	4½ 5
661	700 V.— 60 M.A.	3 A.	(1) 1.75 A., C.T., or 1.9 A., C.T. (2) 7 A., C.T.		1-47, 2A5, or 4-77, 6K7; 1-42, 6F6 4-24, 27 or 7-56, 58	M L	2½"x3¾"x3⅛" 3⅜"x3¾"x3⅛"	3¼"x2½" Universal	4¾ 5¼
62	700 V.— 70 M.A.	3 A.	(1) 3.5 A., C.T. (2) 9 A.		2-47, 2A5 6-24, 27, or 9-56, 58	M S	2½"x3¾"x3⅛" 4" x3¼"x3⅜"	3¼"x2½" 2½"x2¼"	5 5½
662	700 V.— 70 M.A.	3 A.	(1) 3.5 A., C.T., or 2.5 A., C.T. (2) 9 A., C.T.		2-47, 2A5, or 6-77, 6K7; 1-42, 6F6 5-24, 27, or 9-56, 58	M L	2½"x3¾"x3⅛" 3⅜"x3¾"x3⅛"	3¼"x2½" Universal	5 5
63	700 V.—110 M.A.	3 A.	(1) 3.5 A., C.T. (2) 10.5 A.		2-47, 2A5 6-24, 27, or 10-56, 57	M L	2⅝"x4⅛"x3⅞" 3⅝"x4⅛"x3½"	3⅞"x2¾" Universal	6 6½
663	700 V.—110 M.A.	3 A.	(1) 3.5 A., C.T., or 3.5 A., C.T. (2) 10.5 A., C.T.		2-47, 2A5, or 7-77, 6K7; 2-42, 6F6 6-24, 27, or 10-56, 57	M L	2⅝"x4⅛"x3⅞" 3⅝"x4⅛"x3½"	3⅞"x2¾" Universal	6¼ 6⅝
64	700 V.—100 M.A.	3 A.	(1) 3.5 A., C.T. (2) 15 A.		2-47, 2A5 8-24, 27, or 15-56, 57	M L	2⅝"x4⅛"x3⅞" 3⅝"x4⅛"x3½"	3⅞"x2¾" Universal	7 7½
65	650 V.— 40 M.A.	3 A.		1.6 A., C.T.	3-77, 78, 6K7; 1-42, 6F6	M S L	2" x3" x2½" 3½"x2⅜"x2¾" 2¾"x3" x2½"	2½"x2" 2" x1¾" Universal	2½ 2¾ 2¾
66	650 V.— 50 M.A.	3 A.		2 A., C.T.	4-77, 78, 6K7; 1-42, 6F6	M S	2⅛"x3¾"x2¾" 3½"x2¼"x3¼"	2⅜"x2¼" 2¼"x2⅛"	3½ 3⅝
67	700 V.— 70 M.A.	3 A.		3 A., C.T.	5-77, 78, 6K7; 2-42, 6F6	M S	2¼"x3¾"x3⅛" 4" x3¼"x3⅜"	3⅛"x2½" 2½"x2⅛"	4¼ 5
68	700 V.—120 M.A.	3 A.		4.5 A., C.T.	10-76, 6C6, 6K7; 2-42, 6F6	M L	2½"x4⅛"x3⅞" 3⅝"x4⅛"x3½"	3⅞"x2¾" Universal	6 6½
58	700 V.—100 M.A	3 A.		5 A., C.T.	12-76, 6C6, 6K7; 2-42, 6F6	S	4⅛"x4" x3½"	3" x2⅝"	7½
59	800 V.—120 M.A.	3 A.	(1) 3.5 A., C.T. (2) 14.5 A., C.T.		2-47, 2A5 8-24, 27 or 14-56, 57	S	4¾"x4" x3⅜"	3" x2⅞"	9
70	700 V.—100 M.A.	3 A.	6 A., C.T.	3.3 A., C.T.	including 77, 78, 6K7; 42, 6F6, 47 2A5, 21, 27, 56, 58	S L	4¾"x4" x3½" 3½"x4½"x3½"	3" x2½" Universal	8 8
80	800 V.—150 M.A.	3 A.		2.5 A., C.T.	6J7, 6Y7, 2-6L6	S	4¾"x3⅞"x3¾"	3⅛"x2⅞"	7¾
75	750 V.—180 M.A.	3 A.	6 A., C.T.	3.5 A., C.T.		M S L	2⅞"x4½"x3¾" 4¾"x3⅞"x3¾" 4½"x4½"x3¾"	3¾"x3" 3⅛"x2⅝" Universal	8 8 8
77	800 V.—200 M.A.	3 A.		5.5 A., C.T.		S	4¾"x3⅞"x3⅞"	3⅛"x3"	9
74	745 V.—145 M.A.	3 A.		5 A., C.T.	6L6, 42, 6F6	S M L	4¾"x4" x3½" 2¾"x4½"x3¾" 3⅝"x4½"x3¾"	3" x2½" 3¾"x3" Universal	8¾ 8¾ 8¾
85	560 V.—50 M.A.			(1) 1.5 A. (2) .6 A.		L	3" x3" x2½"	Universal	3
					7.5 V. Fil. / 1.5 V. Fil.				
50	600 V.— 70 M.A.	(1) 3 A. (2) ½ A.	3.5 A., C.T.		(1) 4.2 A. (2) 1.05 A.	S T	4¼"x3¼"x3⅜" 3¼"x3¾"x3½"	2½"x2⅜" Universal	5 4½
54	800 V.—110 M.A.	3 A.	(1) 3.5 A. (2) 3 A., C.T.		(1) 1.05 A. (2) 5.25 A.	S T	4¾"x4" x4" 3¾"x4½"x3¾"	3" x3" Universal	8¾ 8¼
73	900 V.—110 M.A.		10.5 A.		(1) 2.5 A. (2) 2.5 A., C.T.	S	4¾"x4" x4½"	3" x3⅜"	10½
76	700 V.—100 M.A.	3 A.	(1) 2 A., C.T. (2) 3 A., C.T.		(1) 5A. (2) 1A.	S	4" x3¼"x3½"	2½"x2⅞"	5¼

The above are 50-60 cycle; for 25 cycle, add 60% to price, and for 220 volt, 50-60 cycle, add 10%.

FILAMENT TRANSFORMERS

Capacity at 50-60 Cycles	Number	Mounting	Mounting Centers	Core	Size H. L. W.	Wt.
115 V. to 2½ Volts, 12 A. C.T.	E4-1051	E4	3⅝"	1 "x1"	2½"x4" x2¼"	2¼
115 V. to 6.3 Volts, 3 A.	B5-869	B5	2¾"	¾"x ¾"	2¾"x2⅞"x1¾"	1
115 V. to 2½ Volts, 6 A. C.T.	B5-861	B5	2¾"	¾"x ¾"	2¾"x2⅞"x1¾"	1
115 V. to 6.3 V., 4 A. C.T., 5 V., 3 A.	S-25	S	2½"x2⅛"	1¼"x1½"	4½"x3¼"x3⅜"	3
115 V. to 5 V., 3 A.	B5-859	B5	2¾"	¾"x ¾"	2¾"x2⅞"x1¾"	1

DRIVER TRANSFORMERS

Drivers	Class	Driving	Number	Mounting	Ratio Pri. to ½ Sec.	Mounting Centers	Size H. L. W.	Wt.
6C5, 6R7 or 6F6 Triode	AB	6L6 P.P.	E-1045	E	5-1	2"x1¾"	3¼"x2⅝"x2¾"	2½
6C5, 6R7 or 6F6 Triode	AB	6L6 P.P.	B7-830	B7	5-1	2¾"	2½"x2⅞"x1⅞"	1
6A6 or 53 Paralleled		6N7 P.P.	B7-831	B7	5-1	2¾"	2½"x2⅞"x1⅞"	1
30	B	1-19 or 2-30	B4-819	B4	2.5-1	2⅜"	2" x3⅜"x1⅝"	1
89 Triode or 46 or 59	B B	1-79 2-46 or 2-59	B7-832	B7	2.2-1	2¾"	2½"x2⅞"x1⅞"	1

Copyright by U. C. P., Inc.

HALLDORSON REPLACEMENT TRANSFORMERS

OUTPUT TRANSFORMERS

L Mtg.

U Mtg.

T Mtg.

To Feed From	Voice Coil Impedance	Number	Mounting	Mounting Centers	Core	Size H. L. W.	Wt.
Universal	Given in Chart	D4-604	D4	2"	1/2"x1 1/2"	1 3/8"x2 3/4"x1 3/8"	1 1/2
		A4-777	A4	2 3/8"	5/8"x3/8"	1 3/4"x2 7/8"x1 1/2"	10 oz.
		B6-816	B6	Universal	3/4"x 3/4"	2" x2 4/9"x1 3/4"	1
		B5-816	B5	2 3/8"	3/4"x 3/4"	2 3/8"x2 7/8"x1 3/4"	1
		B4-816	B4	2 13/16"	3/4"x 3/4"	2" x3 3/4"x1 3/4"	1
P. P. 6L6—(60 Watt)	4, 8, 15, 500	S-72	S	2 1/2"x2 1/2"	1 1/4" 1 1/4"	4 1/4"x3 1/4"x3 5/8"	5 1/2
P. P. 6L6, 2A3, 6B5 (30 Watt)	4, 8, 15, 500	E-1042	E	2" x1 1/4"	1" x1"	3" x2 5/8"x2 3/8"	2 1/2
P. P. 6L6, Reverse Feedback (35W.)	4, 8, 15, 500	S-81	S	2 1/2"x2 1/4"	1 1/4"x1 1/4"	4" x3 1/4"x3 3/8"	4 3/4
2A3, 43, 45 50, 59, 71A	4, 8, 15	B5-850	B5	2 3/4"	3/4"x 3/4"	2 3/4"x2 7/8"x1 3/4"	1
31, 33, 42, 47, 79, 2A5		B5-851	B5	2 3/4"	3/4"x 3/4"	2 3/4"x2 7/8"x1 3/4"	1
6A4, 10, 38, 41, 53		B5-852	B5	2 3/4"	3/4"x 3/4"	2 3/4"x2 7/8"x1 3/4"	1
P. P. 2A3, 43, 45, 50, 59, 71A, 6B5		B5-853	B5	2 3/8"	3/4"x 3/4"	2 3/4"x2 7/8"x1 3/4"	1
P. P. 31, 33, 42, 47, 79, 2A5		B5-854	B5	2 3/4"	3/4"x 3/4"	2 3/4"x2 7/8"x1 3/4"	1
P. P. 6A4, 10, 38, 41, 53		B5-855	B5	2 3/4"	3/4"x 3/4"	2 3/4"x2 7/8"x1 3/4"	1
P. P. 2A3, 43, 45, 50, 59, 71A, 6B5	2, 4, 8	A5-700	A5	2"	5/8"x 5/8"	2" x2 1/2"x1 1/2"	10 oz.
2A5, 42, 47, 79 — For Midget — 43 —and A.C.-D.C. Sets— 41, 19, 38 —	3 to 6 Ohm Voice Coil	D4-600	D4	2"	1/2"x 5/8"	1 3/8"x2 3/8"x1 1/4"	1/2
		D4-601	D4	2"	1/2"x 5/8"	1 3/8"x2 3/8"x1 1/4"	1/2
		D4-602	D4	2"	1/2"x 5/8"	1 3/8"x2 3/8"x1 1/4"	1/2
Universal Types for Midget and A.C.-D.C. Sets 2A5, 19, 38, 41, 42, 43, 47, 79	3 to 6 Ohm Voice Coil	A4-770	A4	2 5/16"	5/8"x 5/8"	1 3/4"x2 7/8"x1 1/2"	10 oz.
2A5, 19, 38, 41, 42, 43, 47, 79		A5-771	A5	2"	5/8"x 5/8"	2" x2 1/2"x1 1/2"	10 oz.
Single and P. P. 2A5, 19, 38, 41, 42, 43, 47, 79	3 to 6 Ohm Voice Coil	A5-772	A5	2"	5/8"x 5/8"	2" x2 1/2" x1 1/2"	10 oz.
Single 1S4	3 to 6 Ohm Voice Coil	K4-800	K4	1 3/4"	3/8"x 3/8"	1 1/8"x2 1/8"x 7/8"	6 oz.
Single 1A5G, 1E7G, 1N6G, 6V7G		A4-775	A4	2 3/8"	5/8"x5/8"	1 3/4"x2 7/8"x1 1/2"	10 oz.

AUDIO TRANSFORMERS

S Mtg.

M Mtg.

A4, B4, E4 D4 Mtg.

Application	Number	Mounting	Over All Ratio	Mounting Centers	Core	Sizes H. L. W.	Wt.
Single Plate to Single Grid Class A From general purpose tubes such as 27, 56, etc. To 27, 45, 2A5, etc	B -805	B	2 1/2—1	1 1/2"x2 1/4"	3/4"x3/4"	2 1/8"x2 3/4"x2 3/4"	1 1/2
	B4-805	B4	2 1/2—1	2 9/16"	3/4"x3/4"	2" x3 3/4"x1 3/4"	1
	B4-807	B4	3 1/2—1	2 13/16"	3/4"x3/4"	2" x3 3/4"x1 3/4"	1
	B4-808	B4	2 1/2—1	2 13/16"	3/4"x5/8"	2" x3 3/4"x1 5/8"	15 oz.
	A4-751	A4	3—1	2 5/16"	5/8"x5/8"	1 3/4"x2 7/8"x1 1/2"	10 oz.
	A4-752	A4	2 1/2—1	2 5/16	5/8"x5/8"	1 3/4"x2 7/8"x1 1/2"	9 oz.
Single Plate to Pushpull Grids Class A From general purpose tubes such as 27, 56, etc. To 27's, 45's, 2A5's, etc., in Push Pull.	E- 1027	E	4—1	2"x2"	1"x1"	3" x2 5/8"x2 3/8"	2 1/2
	E 4-1027	E4	4—1	3 9/16"	1"x1"	2 1/8"x4" x2 1/4"	2 1/4
	B5-810	B5	4—1	2 3/8"	3/4"x3/4"	2 3/4"x2 7/8"x1 3/4"	1
	B7-893	B7	3—1	2 3/4"	3/4"x3/4"	2 1/2"x2 7/8"x1 7/8"	1 1/8
	B4-815	B4	3 1/2—1	2 13/16"	3/4"x5/8"	1 3/4"x2 7/8"x1 1/2"	15 oz.
	A4-761	A4	3 1/2—1	2 5/16"	5/8"x5/8"	1 3/4 x"2 7/8"x1 1/2"	9 oz.
	A4-760	A4	3—1	2 5/16"	5/8"x5/8"	1 3/4"x2 7/8"x1 1/2"	10 oz.
	B5-809	B5	4—1	2 3/4"	3/4"x1"	2 3/4"x2 7/8"x2"	1 1/4
Universal Pushpull Input To replace any input transformer used in Class A Circuit.	B6-818	B6	3—1	Universal	3/4"x3/4"		1
	B4-818	B4	3—1	2 13/16"	3/4"x3/4"	2" x3 3/4"x1 3/4"	1
	B5-818	B5	3—1	2 3/4"	3/4"x3/4"	2 3/8"x2 7/8"x1 3/4"	1
Two Plates to Two Grids—Class A	B -811	B	1 1/2—1	1 1/2"x2 1/4"	3/4"x3/4"	2 1/8"x2 3/4"x2 3/4"	1 1/2
	B4-811	B4	1 1/2—1	2 13/16"	3/4"x3/4"	2" x3 3/8"x1 3/4"	1

MICROPHONE AND LINE TRANSFORMERS

B5 A5 Mtg.

Application	Pri. Impedance	Sec. Impedance	Number	Mtg.	Mounting Centers	Size H. L. W.	Wt.
Microphone, Line or Mixer to Single Grid	*500 C.T., 250, *200 C.T., 50	Grid of Tube C.T	E-1040	E	2"x2"	3"x2 5/8"x2 3/8"	2 1/2
Line to Line or Line to Voice Coil	*500 C.T., 250, *200 C.T., 50	4, 8, 15, 500	E-1041	E	2"x2"	3"x2 5/8"x2 3/8"	2 1/2
Microphone to Single Grid	200 C.T.	Grid of Tube	F-822	F	2 1/2"	3"x2 3/4" diam.	1 3/4
Line to Multiple Speakers—60 Watt	250 or 500	Adjustable to Match 1 to 6 Speakers.	P-300	Special		3"x5" x4 1/2"	6 1/2

FILTER CHOKES

B Mtg.

E Mtg.

Number	Ohms	Henries	At M.A.	Mounting	Mounting Centers	Core	Size H. L. W.	Wt.
E -1030	250	23	110	E	2"x2"	1"x1"	3" x2 1/2"x2 1/2"	2 1/2
E4-1030	250	23	110	E4	3 9/16"	1"x1"	2 5/8"x4" x3"	2 1/4
C4-967	350	31	80	C4	3 1/8"	7/8"x7/8"	2 1/4"x3 3/4"x2 1/4"	1 1/2
C4-968	1400	50	60	C4	3 1/2"	7/8"x7/8"	2 1/4"x3 3/4"x2 1/4"	1 1/2
B4-836	700	30	35	B4	2 13/16"	3/4"x3/4"	2" x3 3/8"x1 3/4"	1
B4-837	400	15	40	B4	2 13/16"	3/4"x3/4"	2" x2 3/8"x1 3/4"	1
T -1002	300	11	50	A4	2 7/16"	5/8"x5/8"	1 3/4"x2 7/8"x1 1/2"	10 oz.
T -1001	400	12	40	A4	2 5/16"	5/8"x5/8"	1 3/4"x2 7/8"x1 1/2"	10 oz.
T -391	350	14.5	35	A4	2 9/16"	5/8"x5/8"	1 3/4"x2 7/8"x1 1/2"	10 oz
T -333	200	6.5	60	A4	2 5/16"	5/8"x5/8"	1 3/4"x2 7/8"x1 1/2"	10 oz.
T -341	400	12.5	30	D4	2"	1/2"x5/8"	1 3/8"x2 1/2"x1 3/8"	6 oz.
T -343	200	5.5	35	D4	2"	1/2"x5/8"	1 3/8"x2 1/2"x1 3/8"	6 oz.
E -1031	2200	80	28	E	2"x1 3/4"	1"x1"	3 1/4"x2 5/8"x2 3/4"	2 1/2
E -1032	160	7.5	150	E	2"x2"	1"x1 1/4"	3 1/4"x2 5/8"x3"	2 1/2

Copyright by U. C. P., Inc.

KENYON TRANSFORMERS

DIMENSIONS OF "T"-LINE TRANSFORMERS

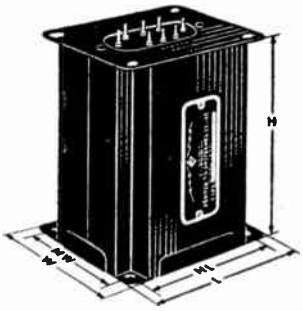

Case No.	MOUNTING DIMENSIONS ML	MW	Lenght (L)	OVERALL DIMENSIONS Width (W)	Height (H)
1A	2 1/32	1 9/16	2 7/16	2	2 7/8
2A	2 1/8	1 11/16	2 3/4	2 3/8	3 3/16
3A	2 7/16	1 15/16	3 3/16	2 7/16	3 5/8
4A	3 7/8	2 7/16	4 1/2	3	3 7/8
5A	4 3/16	3 3/16	5	3 7/8	5
5 1/2 A	4 3/16	3 13/16	5	4 1/2	5
6A	4 3/16	4 1/2	5	5 1/8	5
7A	5 1/2	4 3/16	6 3/16	5 3/16	6 3/8
8A	5 3/4	4 13/16	6 3/16	5 13/16	7 1/8
9A	6 13/16	5 3/4	7 3/4	6 5/8	7 3/16
10A	8 5/8	7 13/16	9 1/2	8 1/4	10 5/8

LOW IMPEDANCE SOURCE TO GRID TRANSFORMERS

Type No.		From	Primary Ohms	Secondary Ohms	Case No.	List Price
T-1	(Hum Bucking Type)	S.B. or D.B. Mic.	400-300-200-100-50	80,000 Single Grid	1A	$5.50
T-2	(Hum Bucking Type)	Any Line	500-333-250-200-125-50	80,000 Single Grid	1A	5.50
T-3	(Hum Bucking Type)	Any Line	500-333-250-200-125-50	80,000 P.P. Grids	1A	5.50
T-4		Plate or D.B. Mic.	400-20,000	160,000 Single Grid	2A	5.50
T-5		S.B. or D.B. Mic.	400 C.T.	140,000 Single Grid	1A	4.50
T-6	(See Bottom Page 9)	Any Line	500-333-250-200-125-50	20,000 Single Grid	1A	9.75
T-7	Ratio 1:100	S.B. Mike	100	P.P. cl.A Grids	1A	4.75

LINE TRANSFORMERS — LINE to LINE and LINE to VOICE COIL

Type No.		Primary Ohms	Secondary Ohms	Maximum Level	Case No.	List Price
T-25		500-200-50	500-200-50	+24 D.B.	2A	$5.50
T-26	(Hum Bucking Type)	500-333-250-200-125-50	500-333-250-200-125-50	+24 D.B.	1A	5.50
T-27		500-200	15-8-4	15 watts	3A	6.25
T-28		500-200	15-8-4	30 watts	4A	7.00
T-29		500-200	15-8-4	60 watts	5A	9.75

KEN-O-LINE AUTO TRANSFORMERS

(TO COUPLE ONE TO SIX SPEAKERS TO LINE)

Type No.	Primary Ohms	Secondary Ohms	Maximum Level	Case No.	List Price
T-30	500-1000-1500-2000-2500-3000	.16-.36-.64-1-1.4-2-3.2-4-5-8-10-16	10 watts	2A	$5.50
T-31	500-1000-1500-2000-2500-3000	.16-.36-.64-1-1.4-2-3.2-4-5-8-10-16	30 watts	4A	8.00
T-32	500-1000-1500-2000-2500-3000	.16-.36-.64-1-1.4-2-3.2-4-5-8-10-16	60 watts	5A	10.75

INTERSTAGE AUDIO TRANSFORMERS

Type No.		From	To	Ratio	Case No.	List Price
T-51		Single 10,000 Ohm Plate	Single Grid	1:4	1A	$4.25
T-52		Single 10,000 Ohm Plate	P.P. Grids	1:4	1A	4.25
T-53		Detector or S.B. Mic.	Single Grid		1A	5.00
T-54		P.P 10,000 Ohm Plates	P.P. Grids	1:1.8	2A	5.50
T-55		Single 10,000 Ohm Plate	Single Grid	1:3	2A	5.00
T-56		Single 10,000 Ohm Plate	P.P. Grids	1:2	2A	5.00
T-57	(Hum Bucking Type)	Single 10,000 Ohm Plate	Single Grid	1:2	2A	5.50
T-58	(Hum Bucking Type)	Single 10,000 Ohm Plate	P.P. Grids	1:2	2A	5.50

KEN-O-DRIVE UNIVERSAL DRIVER TRANSFORMERS

T-261	500-ohm line to P. P. grids. Level 7 watts Primary and Secondary tapped to drive any Class "B" grids	3A	$7.50
T-262	500-ohm line to P. P. grids. Level 18 watts Primary and Secondary tapped to drive any Class "B" grids	4A	8.75
T-264	To match a 500-ohm line or any driver plates to any Class "B" grids, maximum driving power, 7 watts	3A	7.50
T-263	To match a 500-ohm line or any driver plates to anv Class "B" grids, maximum driving power, 18 watts	4A	10.25

DRIVER TRANSFORMERS

Type No.	Primary To Match	Class AB or Class B Tubes	Ratio (Pri. to 1/2 Sec.)	Case No.	List Price
T-251	Single 53, 6A6, 6N7, 56, 6C5	53, 6A6, 6N7	2.3:1	2A	$4.25
T-252	Single 30, 49, 89	19, 30's, 49's	1.7:1	1A	3.75
T-253	Single 46, 59	46's, 59's, 6F6's	2.3:1	2A	4.50
T-254	Single 45, 2A5, 6F6, 42	45's, 2A5's, 6F6's, 42's	3.0:1	2A	4.50
T-255	P.P. 56, 6C5, 53, 6N7	6L6's	3.2:1	2A	4.25
T-256	P.P. 56, 6C5	45's, 2A3's, 6F6's	3.0:1	2A	4.50
T-257	P.P.45's	4-46's	3.0:1	2A	4.50
T-258	P.P. 45's	800's	2.2:1	3A	6.00
T-259	P.P. 2A3's	203A's, 838's, 805's	3.1:1	4A	7.25
T-260	4-2A3's	HD203A's, 4-838's	3.1:1	4A	8.75
T-265	4-2A3's	T-814's, 806's, 150T's, HF-200's	1.35:1	4A	8.75
T-266	P.P. 2A3's	50T's, 100TL's, HK-154	1.5:1	4A	8.75
T-267	4-2A3's	354E's, 354F's	2.1:1	4A	8.75
T-271	P.P. 45's, 2A3's, 6F6's	6L6's, 809's, TZ40's	3.7:1	3A	6.00

Copyright by U.C.P., Inc.

KENYON TRANSFORMERS

PLATE AND FILAMENT TRANSFORMERS

Type No.	High Voltage—Volts	M.A.	Filament No. 1 Volts	Filament No. 1 Amps	Filament No. 2 Volts	Filament No. 2 Amps	Filament No. 3 Volts	Filament No. 3 Amps	Filament No. 4 Volts	Filament No. 4 Amps	Case No.	List Price
T-211**	0-1000	10	2.5	1.75							4A	$9.50
T-249*	235-0-235	20	6.3C.T.	0.6	6.3C.T.	0.9					2A	5.50
T-245*	320-0-320	40	5	2	6.3C.T.	2					3A	6.25
T-201*	0-75	70	5	2							2A	5.00
T-205*	350-0-350	75	5	2	6.3C.T.	3					4A	8.00
T-222*	250-0-250	50	5	2	6.3C.T.	2					3A	6.75
T-206*	325-0-325	100	5	3	6.3C.T.	3	6.3C.T.	2			5A	10.25
T-212	420-0-420	125	5	3	6.3C.T.	3	2.5C.T.	4			5A	11.50
T-214	420-360-125-0-360-420	150	5	3	2.5C.T.	3	2.5C.T.	5	6.3C.T.	3	5A	12.00
T-244*	425-0-425	165	5	3	6.3C.T.	3	6.3C.T.	3			6A	13.50
T-248*	425-0-425	165	5	3	2.5C.T.	6	2.5C.T.	6			6A	15.00
T-213	520-110-0-520	180	5	3	2.5	3	6.3C.T.	3	6.3C.T.	3	5A	13.50
T-215	360-125-0-360	200	5	3	2.5C.T.	3	2.5C.T.	10	6.3C.T.	2.1	5A	13.50
T-247	590-0-590	200	5	3	6.3C.T.	3	6.3C.T.	3			5A	13.50
T-216	520-85-0-520	250	5	3	2.5C.T.	3	6.3C.T.	3	6.3C.T.	3	6A	15.50
T-202*	0-150	20	6.3	0.6							1A	5.00
T-220*	125-0-125	200	5	3							4A	7.50
T-246	625-0-625	250	5	3	6.3C.T.	3	6.3C.T.	3			6A	16.25
T-223	600-0-600	300	5	6	6.3C.T.	3	6.3C.T.	2			6A	14.25
T-221	High Voltage Secondary 520-390-105-390-520 to deliver 400 V.D.C. at 400 M. A. and 300 V.D.C. at 160 M.A.										7A	31.00

Filament No. 1 5V-6A — Filament No. 2 5V-3A — Filament No. 3 2.5V-3A — Filament No. 4 6.3V C.T.-4A — Filament No. 5 6.3V C.T.-4A

* Indicates unit designed for condenser input. (All other units should be used choke input.)

** Primary Tapped 0/105/115/125 Secondary 0/100/200/300/400/500/600/700/800/900/1000 V. A.C.

POWER LINE AUTO TRANSFORMERS

Type No.	Input	Output	Capacity Volt-Amperes	Case No.	List Price
T-217	88 to 130 volts	115 volts	150	3A	$8.00
T-218	88 to 130 volts	115 volts	300	4A	10.50
T-219	88 to 130 volts	115 volts	500	5A	13.50

FILAMENT TRANSFORMERS — SINGLE WINDING

Type No.			Case No.	List Price
T-388	2.5, 5, 6.3 V-2A	1000 V. Test	1A	$3.75
T-379	2.5 V.-5 A. CT.	2000 V. Test	1A	4.00
T-352	2.5 V.-10 A. CT	2000 V. Test	2A	4.50
T-360	2.5 V.-10 A. CT.	5000 V. Test	3A	6.25
T-354	5 V.-3 A. CT.	2000 V. Test	2A	4.50
T-357	5.25 V.-12 A. CT.	2000 V. Test	4A	7.50
T-358	5.25 V.-20 A. CT.	2000 V. Test	5A	8.75
T-380	5, 5.1, 5.25 V.-8 A. CT.	2000 V. Test	4A	7.50
T-381	5, 5.1, 5.25 V.-10.5 A. CT.	2000 V. Test	4A	8.00
T-382	5, 5.1, 5.25 V.-16 A. CT.	2000 V. Test	4A	9.00
T-383	5, 5.1, 5.25 V.-21 A. CT.	2000 V. Test	5A	10.00
T-393	5, 5.1, 5.25 V. 26 A. CT.	2000 V. Test	5A	10.00
T-351	6.3 V.-3 A. CT.	2000 V. Test	2A	4.25
T-378	6.3, 7.5 V.-7 A. CT.	2000 V. Test	3A	5.50
T-392	7.5, 7.7, 7.9 V. 6 A. CT.	2000 V. Test	3A	5.25
T-353	7.5 V. 4½ A. CT.	2000 V. Test	2A	4.50
T-359	7.5 V.-9 A. CT.	2000 V. Test	4A	7.00
T-365	10 V.-4 A. CT.	5000 V. Test	3A	6.25
T-361	10 V.-8 A.CT.	5000 V. Test	4A	8.00
T-384	10, 10.5, 11 V.-5 A. CT.	2000 V. Test	4A	8.00
T-385	10, 10.5, 11 V.-10 A. CT.	2000 V. Test	5A	10.00
T-387	6.3, 6.45, 6.6 V.-8A	2000 V. Test	3A	5.00
T-389	2.5 V.-10 A. CT.	9000 V. Test	4A	9.25
T-390	5 V.-20 A. CT.	10000 V. Test	5½A	17.25
T-391	5 V.-20 A. CT	5000 V. Test	5A	10.00

FILAMENT TRANSFORMERS — TWO WINDINGS

T-386	6.3 V.-3 A. CT.	2000 V. Test	5 V.-4 A. CT.	2000 V. Test	3A	5.50
T-369	2.5 V.-8 A. CT.	1000 V. Test	6.3 V.-4 A. CT.	1000 V. Test	4A	7.00
T-368	6.3 V.-4 A. CT.	2000 V. Test	6.3 V.-4 A. CT.	2000 V. Test	4A	7.00
T-366	2.5 V.-10 A. CT.	5000 V. Test	2.5 V.-10 A. CT.	5000 V. Test	4A	8.75
T-363	10 V.-6.5 A. CT.	5000 V. Test	10 V.-3.25 A.	5000 V. Test	5A	10.25
T-362	11-12 V.-8 A. CT.	5000 V. Test	10-11 V.-3.5 A. CT.	5000 V. Test	5A	12.00

FILAMENT TRANSFORMERS — THREE WINDINGS

T-376	6.3 V.-4 A. CT.	2000 V. Test	6.3 V.-4 A. CT.	2000 V. Test	5 V.-3 A.	2000 V. Test	4A	8.00
T-264	2.5 V.-8 A. CT	750 V. Test	2.5 V.-10 A. CT.	750 V. Test	5 V.-6 A.	750 V. Test	4A	8.75
T-356	6.3 V.-3 A. CT.	750 V. Test	5 V.-4 A. CT.	3000 V. Test	5 V.-8 A. CT.	3000 V. Test	4A	9.75
T-355	5 V.-3 A. CT.	4000 V. Test	5 V.-3 A. CT.	4000 V. Test	5 V.-6 A. CT.	4000 V. Test	4A	8.75
T-375	2.5 V.-5 A. CT.	6000 V. Test	2.5 V.-5 A. CT.	6000 V. Test	2.5 V.-10 A. CT.	6000 V Test	4A	10.25

Copyright by U.C.P., Inc.

KENYON TRANSFORMERS

PREAMPLIFIER OUTPUT TRANSFORMERS

Type No.	From	Secondary Ohms	Case No.	List Price
T-101	Single 56, 76, 6C5	200-500	1A	$4.25
T-102	P.P. 56, 76, 6C5	200-500	1A	4.25

OUTPUT TRANSFORMERS TO 500-200 or 15-8-4 OHMS

Type No.	From	Primary Ohms	Case No.	List Price
T-103	Class "A", P.P. 45's, 43's	10,000	2A	$5.50
T-104	Single 2A5, 6F6, 42, 47, 89	7,000	2A	5.00
T-105	Class "A", P.P. 2A5's, 6F6's, 42's, 47's, 89's	14,000	2A	5.50
T-106	Class "A", P.P. 6B5's, 2B6's	10,000	3A	6.25
T-107	Class "A", P.P. 25L6's	2,000	2A	5.00
T-301	Class "A", P.P. 6L6's, Class AB 45's, 2A3's	5,000 or 3,000	4A	7.50
T-302	Class "AB", 6V6's, Class "B" 19, 49's, 53, 6N7, RK-34	10,000	3A	7.00
T-303	Class "AB", 42's, 6F6's, 2A5's, Class "B" 46's, 59's	10,000 or 6,000	4A	7.25
T-304	Class "AB", 4-45's, 4-2A3's	2,500 or 1,500	4A	8.75
T-305	Class "AB" 4-2A5's, 42's, 6F6's, Class "B" 4-46's, 59's	5,000 or 3,000	4A	8.75
T-306	Class "B", P.P. 25L6's	2,000	2A	6.00
T-307	Class "AB2", P.P. R.K.-39's, 807's, 4-6L6's	6,400 or 1,900	6A	16.25
T-317	Class "AB", P.P. 6L6's	6,600 or 3,800	4A	8.75
T-319	Class "AB2", P.P. 6L6's	6,000 or 3,800	5A	10.25

KEN-O-DYNE UNIVERSAL OUTPUT TRANSFORMERS

Type No.		Case No.	List Price
T-108	15 watts	3A	$7.00
T-109	30 watts	4A	9.75
T-110	60 watts	5A	12.00

Will match any set of Push-Pull or Push-Pull Parallel—or a single plate to 500-200 or speaker voice-coils. Low impedance connection for speaker voice-coils range from .5 to 25 ohms.

GRID MODULATION TRANSFORMERS

Type No.	Application	Case No.	List Price
T-490	Single 2A5, 42, 6F6 to Grids of 203A's, 211's	2A	$5.00
T-491	Single 45 to Grids of 203A's, 211's	2A	5.00
T-492	P.P. 45's to Grids of 203A's, 211's	3A	5.50

MODULATION TRANSFORMERS

Type No.	Primary Ohms	Max. Audio Level	Secondary Ohms	M.A.	Ohms	M.A.	Ohms	M.A.	Case No.	List Price
T-451	10,000	10 watts	5,000	100	3,000	100			2A	$5.00
T-452	15,000	5 watts	5,000	50	3,000	50			1A	4.25
T-453	5,000	20 watts	5,000	130	3,000	130			4A	8.75
T-454	10,000 or 6,000	30 watts	8,000	75	6,000	100	4,000	140	4A	8.75
T-455	10,000	60 watts	9,000	130	7,000	150	5,000	180	5A	13.50
T-456	2,000	40 watts	9,000	100	7,000	125	5,000	150	5A	13.50
T-457	5,000 or 3,000	60 watts	7,000	120	5,000	160	3,000	220	5A	13.50
T-458	10,000	80 watts	9,000	130	7,000	150	5,000	180	6A	13.50
T-459	3,800	60 watts	7,000	200	5,000	250	2,500	300	5A	13.00
T-460	12,000	100 watts	10,000	150	8,000	175	6,000	200	6A	15.25
T-461	16,000	140 watts	10,000	175	7,000	200	5,000	240	6A	16.25
T-462	7,000	140 watts	8,000	200	6,000	250	4,000	300	6A	16.25
T-463	11,000	500 watts	6,000	400	4,000	500	3,000	570	8A	46.75
T-464	12,000	300 watts	8,000	250	6,000	300	4,000	370	7A	29.50
T-465	(Replaced by T-479)									
T-466	8,400	110 watts	8,000	160	5,000	200	3,000	270	6A	16.25
T-467	7,200	200 watts	6,500	240	4,500	280	3,000	350	7A	26.50
T-468	16,000	400 watts	8,000	300	5,000	375	3,000	500	8A	46.75
T-469	12,000	70 watts	10,000	120	7,000	140	4,500	180	5A	13.50
T-470	(Replaced by T-480)									
T-477	6,700 or 4,700	80 watts	10,000	130	7,000	160	4,500	200	5½A	13.50
T-478	16,000	225 watts	7,000	270	5,000	320	3,500	400	7A	29.25
T-479	9,000 or 6,700	300 watts	8,000	250	6,000	300	4,000	370	7A	29.75
T-480	9,000 or 6,700	500 watts	8,000	350	6,000	400	4,000	500	8A	46.75

PLATE TRANSFORMERS FOR STANDARD AMATEUR DUTY

Type No.	Secondary Voltage	D.C. Volts	D.C. M.A.	Case No.	List Price
T-668	1000/750-0-750/1000	500/750	300	5½A	$12.00
T-669	1460/1180-0-1180/1460	1000/1250	300	7A	19.25
T-670	2360/2080/1760-0-1760/2080/2360	1500/1750/2000	300	8A	26.50
T-671	1460/1180-0-1180/1460	1000/1250	500	8A	26.50
T-672	1760/1460/1250-0-1250/1460/1760	1000/1250/1500	300	8A	24.00

Copyright by U.C.P., Inc.

KENYON TRANSFORMERS

KEN-O-TAP MODULATION TRANSFORMERS

KEN-O-TAP Transformers never grow obsolete! Ideal for amateurs who wish to keep up to date with new tube combinations. Will match any Class B tube or tubes to any Class C load.

Type No.	Audio Output Primary	Class "C" Secondary	Primary Range	Secondary Range	Case No.	List Price
T-489	15 watts	30 watts	2000 - 20000	200 - 20000	3A	$5.50
T-493	40 watts	80 watts	2000 - 20000	200 - 20000	4A	8.00
T-494	75 watts	150 watts	2000 - 20000	200 - 20000	5A	12.00
T-495	125 watts	250 watts	500 - 18000	200 - 19000	7A	26.50
T-496	300 watts	600 watts	500 - 18000	200 - 19000	8A	40.25

PLATE TRANSFORMERS FOR HEAVY AMATEUR DUTY

Type No.	Primary Conn.	SECONDARY No. 1 D.C.	SECONDARY No. 1 A.C.	SECONDARY No. 1 M.A. D.C.	SECONDARY No. 2 D.C.	SECONDARY No. 2 A.C.	SECONDARY No. 2 M.A. D.C.	SECONDARY No. 3 D.C.	SECONDARY No. 3 A.C.	SECONDARY No. 3 M.A. D.C.	Standard Amateur M.A. D.C.	Case No.	List Price
T-664		600	740-0-740	150							200	5A	$10.25
T-655	High	450	575-0-575	250									
	Low	350	460-0-460	250							325	5A	10.75
T-656	High	750	925-0-925	300									
	Low	600	740-0-740	300							400	6A	14.75
T-657	High	1000	1170-0-1170	200	1000	1170-0-1170	200						
	Low	750	900-0-900	200	750	900-0-900	200				250	7A	31.00
T-658	High	500	650-0-650	175	560	710-0-710	175	560	710-0-710	175	All windings 20% higher current	7A	28.25
	Medium	450	585-0-585	175	510	640-0-640	175	510	640-0-640	175			
	Low	400	520-0-520	175	450	570-0-570	175	450	570-0-570	175			
T-654	High	470	610-0-610	250	625	785-0-785	250	625	785-0-785	250		8A	37.00
	Medium	420	550-0-550	250	560	710-0-710	250	560	710-0-710	250			
	Low	375	490-0-490	250	500	630-0-630	250	500	630-0-630	250			
T-659	High	500	650-0-650	350	560	710-0-710	350	560	710-0-710	350		9A	40.25
	Medium	450	585-0-585	350	510	640-0-640	350	510	640-0-640	350			
	Low	400	520-0-520	350	450	570-0-570	350	450	570-0-570	350			
T-665	High	1250	1470-0-1470	250									
	Low	1000	1180-0-1180	250							300	7A	26.50
T-666		1250	1460-0-1460	350							400	8A	32.25
T-667		1250	1460-0-1460	500							600	9A	39.75
T-660		1250	1460-0-1460	500	500	630-0-630	200				600-400	9A	46.75
T-661		1750	2080-0-2080	200							250	7A	26.75
T-652	High	1750	2080-0-2080	450							550	9A	50.75
	Low	1500	1760-0-1760	450									
T-651	High	1750	2080-0-2080	300							350	9A	40.25
	Low	1500	1760-0-1760	300									
T-653		2000	2360-0-2360	300							350	9A	43.00
T-663		2000	2360-0-2360	600							700	10A	80.25
T-673		3000/2500	3400/2840-0-2840/3400	350							450	10A	84.75

All power transformers are designed for 115 volt, 50 to 60 cycle operation. For 230 volt 60 cycle operation add 25% to list prices. For 115 volt 25 cycle operation add 60% to list prices. For 230 volt 25 cycle operation add 100% to list prices. Case sizes for 25 cycle application are different than those specified for standard 115 volt 50 to 60 cycle operation.

FILTER REACTORS

Type No.	Inductance Henries	Max. M.A.	D.C. Resistance	Insulation Test	Case No.	List Price
T-155	290	10	4700	1000 V.	2A	$4.25
T-158	350—CT	10	10000	1000 V.	3A	4.25
T-156	30	25	800	1000 V	1A	3.25
T-157	20	50	200	1000 V	1A	2.75
T-153	30	90	350	1000 V	3A	4.25
T-154	15	165	210	1000 V.	3A	4.50
T-151	10	250	100	1000 V.	4A	7.00
T-152	10	200	100	1000 V	3A	5.00
T-164	14	250	135	1500 V.	5A	9.75
T-166	11	300	125	1500 V.	5A	9.75
T-159	12	500	77	1500 V.	6A	12.00
T-165	10	150	275	3000 V.	3A	5.00
T-168	13	250	125	3000 V.	5A	9.75
T-160	11	300	120	3000 V	5A	10.75
T-167	11	400	80	3000 V.	6A	12.75
T-175	10	200	140	5000 V.	4A	7.00
T-176	10	300	110	5000 V.	5A	9.75
T-178	10	400	90	5000 V.	6A	13.50
T-177	12	500	95	5000 V.	7A	20.75
T-161	10	600	50	5000 V.	7A	20.75
T-179	20	400	110	7000 V.	8A	30.25

SWINGING REACTORS

Type No.	Inductance Henries	Max. M.A.	D.C. Resistance	Insulation Test	Case No.	List Price
T-517	15-45	90-20	350	1000 V.	3A	$4.25
T-515	10-25	165-30	210	1000 V.	3A	4.50
T-508	5-20	200-30	100	1000 V.	3A	5.00
T-501	5-15	250-30	100	1000 V.	4A	7.00
T-507	7-25	250-50	135	1500 V.	5A	9.75
T-510	6-19	300-30	125	1500 V.	5A	9.75
T-502	6-18	500-50	77	1500 V.	6A	12.00
T-511	5-20	170-20	275	3000 V.	3A	5.00
T-508	7-26	250-50	125	3000 V.	5A	9.75
T-514	5-20	300-50	120	3000 V.	5A	10.75
T-516	5-20	400-50	80	3000 V.	6A	12.75
T-509	6-19	200-30	140	5000 V.	4A	7.50
T-512	5-15	300-30	110	5000 V.	5A	9.75
T-513	5-18	400-50	90	5000 V.	6A	13.50
T-521	6-21	500-60	95	5000 V.	7A	20.25
T-505	5-17	600-60	50	5000 V.	7A	19.75
T-522	5-20	400-50	110	7000 V.	8A	30.25

Copyright by U.C.P., Inc.

KENYON TRANSFORMERS

FILAMENT TRANSFORMERS — FOUR WINDINGS

T-373	2.5 V.-5 A. CT. 750 V. Test	5 V.-3 A. 750 V. Test	7.5 V.-3.25 A. CT. 3000 V. Test	7.5 V.-8 A. CT. 3000 V. Test	5A	$10.75
T-374	2.5 V.-5 A. CT. 750 V. Test	5 V.-3 A 750 V. Test	6.3 V.-3 A. CT. 3000 V. Test	7.5 V.-8 A. CT 3000 V. Test	5A	10.75
T-370	6.3 V.-3 A. CT 750 V. Test	6.3 V.-3 A. CT. 750 V. Test	2.5 V.-4 A. CT. 750 V. Test	5 V.-3 A. 750 V. Test	4A	8.75
T-371	5 V.-3 A. 750 V. Test	6.3 V.-3 A. CT 750 V. Test	6.3 V.-3 A. CT. 750 V. Test	7.5 V.-8 A. CT 2500 V. Test	5A	10.75
T-372	5 V.-3 A. 750 V. Test	5 V.-3 A. CT. 750 V. Test	6.3 V.-3 A. CT. 750 V. Test	7.5 V.-4 A. CT. 2000 V. Test	5A	10.75
T-367	6.3 V.-5 A. CT. 2000 V Test	6.3 V.-5 A.CT. 2000 V. Test	5 V.-6 A. CT. 2000 V. Test	5 V.-3 A. CT 2000 V Test	5A	10.75

FILAMENT TRANSFORMERS — FIVE WINDINGS

T-377	5 V.-3 A. 2000 V Test	5 V.-6 A. 2000 V Test	6.3 V.-1 A. CT. 2000 V Test	6.3 V.-5 A. CT. 2000 V Test	6.3 V.-5 A. CT 2000 V. Test	5A	12.00

LABORATORY STANDARD AUDIO TRANSFORMERS

We invite you to investigate our laboratory standard units to convince yourself that our claims are modest indeed. These units can be found in the finest broadcast stations of the world. Ask the man who uses Kenyon and you will then understand the phenomenal success of these thoroughly dependable high-fidelity transformers.

PORTABLE BROADCAST TRANSFORMERS

Designated by letter "P"—case size of all units—1A—see "T" line case size chart.

LINE TO LINE TRANSFORMERS

Type	Application	Response ±1 db.	Impedance Ratio	Level	List Price
P-100	Line to line	40-12,000	Multiple line to multiple line	+20	$13.25
P-101	Dynamic microphone or low impedance pickup to line	40-12,000	10/20/30 ohm line to multiple line	+20	13.25

LINE TO GRID TRANSFORMERS

P-200	Line to grid	40-12,000	Multiple line to 80,000 ohms (a)	+20	13.25
P-201	Dynamic microphone or low impedance pickup to grid	40-12,000	10/20/30 ohm line to 80,000 ohms (a)	+20	13.25
P-202	Line to grid	± 2 db 30-15,000	Multiple line to 50000 ohms (a)	+20	15.50
P-203	Line to PP grids	± 2 db 30-15,000	Multiple line to 100000 ohms (a)	+20	18.75
P-204	Line to grid	30-20,000	Multiple line to 50,000 ohms (a)	+20	22.00
P-205	Line to PP grids	30-20,000	Multiple line to 100,000 ohms (a)	+20	25.75

INTERSTAGE TRANSFORMERS

P-300	Single plate to single grid	40-12,000	1:2 overall	6 MA	11.00
P-301	Single plate to push pull grids	40-12,000	1:2 overall	6 MA	13.25

OUTPUT TRANSFORMERS

P-400	Single plate to line	40-12,000	Plate (c) to multiple line	+20	13.25
P-401	Push pull plates to line	40-12,000	Plates (c) to multiple line	+20	13.25

AUDIO CHOKES

		Rated D.C.	Inductance	D.C. Resistance	
P-500	Parallel feed audio choke (split winding)	3 MA	300 Hys.	6000 Ohms	11.00
P-501	Parallel feed or output audio choke (split winding)	10 MA	40 Hys.	800 Ohms	11.00

(a) Split winding—impedance refers to entire secondary.
(c) "Plate" refers to such tubes as 6C5, 56, 30, 846, etc., having an A.C. plate resistance of the order of 10,000 ohms.

BAND PASS FILTER T-800*

Designed to help put signals through tough QRM by eliminating those frequencies unnecessary for amateur communication purposes.

Primary impedance VC/500/10,000 ohms. Secondary impedance VC/500/10,000 ohms. Max. level, 6 watts. **List Price $17.25**

*Can be used as an interstage, input or output transformer. Also from VC to VC for receiving purposes.

Copyright by U.C.P., Inc.

KENYON TRANSFORMERS

Patents Applied For
Illustration Actual Size

Tube Base... AUDIO UNITS

Standard and Submersion Proof Types

Here is really the latest in transformer design. Smart in appearance, quickly installed, compact in space, wide in application, these new Kenyon "A" Line Units will solve many a manufacturing and P. A. problem Designed for use where space is at a premium and where weight must be kept at a minimum without making any sacrifice in performance characteristics.

"A" Line transformers are excellent for aircraft, marine, portable broadcast, geophysical and undersea operation They cut space and assembly time in half. Merely punch a 1⅛" round hole, fasten the 11-prong socket in place and plug any of the "A" Line Units in position. They fit so snugly that it requires considerable effort to remove them ALL "A" Line transformers have the minimum hum pick-up axis parallel to the locating pin on the octal base in order that they may be oriented for minimum hum pick-up. **All units are supplied with Kenyon Mounting Sockets.**

CASE DIMENSIONS

All "A" Line units are housed in a round case 2-3/16" high and 1½" in diameter. Illustration shown on this page is ACTUAL SIZE.

Type No.	Primary Impedance	Secondary Impedance	Stand. Type List Price	Sub. Proof Type List Price
	LINE TRANSFORMER			
A-10	500-333-250 200-125-50 ohms	500/125 ohms •	12.25	15.25
	CRYSTAL MIKE TO LINE			
A-15	100,000	500-333-250 200-125-50 ohms	13.25	16.25
	LOW IMPEDANCE SOURCE TO GRID			
A-20	500-333-250-200-125-50 ohms	50,000 ohms • single grid	12.75	15.75
A-21	30/120 ohms	50,000 ohms • single grid	12.75	15.75
A-22	500-333-250-200-125-50 ohms	100,000 ohms • P. P grids	13.25	16.25
A-23	200/50	Single grid † 50:1 ratio 500 000 ohms	13.25	16.25
A-24	200/50	P. P. grids † 50:1 ratio 500,000 ohms	13.25	16.25
	INTERSTAGE TRANSFORMERS			
A-30	8,000 15,000 ohm plate	1 grid • 1:2 ratio overall	12.25	15.25
A-31	8,000-15,000 ohm plate	2 grids • 1:2:3 ratio overall	12.25	15.25
A-32	8,000-15,000 ohm plate	1:12 5 ratio † overall	13.25	16.25
A-33	8,000-15,000 ohm plate	2 grids † 1·12 5 overall	13.25	16.25
A-34	Hi-mu triode or pentode plate	1 grid † 1:2 ratio overall	12.25	15.25
A-35	Hi-mu triode or pentode plate	2 grids † 1:2 3 ratio overall	12.25	15.25
A-36	1G4G, 1H4G, 19 30 plate	P P. class B † 1G6G, 1J6G 19, 30 grids	12.25	15.25

Type No.	Primary Impedance	Secondary Impedance	Stand. Type List Price	Sub. Proof Type List Price
	OUTPUT TRANSFORMERS			
A-40	8,000-15,000 ohm plate 8 MA MAX. D. C	500-333-250- • 200-125-50	12.25	15.25
A-41	P. P. 8,000-15,000 ohm plate 8 MA MAX. D. C.	500-333-250- • 200-125-50	12.25	15.25
A-42	1-1A5G, 1-1E7G 1F5G, 2-1F5G's (AB) (25,000 ohms C.T.) 15 MA MAX. D. C.	5000-3330- † 2500-2000- 1250-500	11.00	14.00
A-43	1-1C5G, 1-1Q5GT, 1-1S4, 1-1G5G, (12,000 ohms C.T.) 15 MA MAX. D. C.	5000-3330- † 2500-2000- 1250-500	11.00	14.00
A-44	1-1D8GT (Pent. sec) 1-1G6G (cl B) 1-1T5 1-1J6G (cl B) 8,500 ohms C.T. 20 M.A. MAX. D. C.	5000-3330- † 2500-2000- 1250-500	11.00	14.00
	CHOKES			
A-50	300 hys. 2 MA - 6000 ohms 75 hys. 4 MA - 1500 ohms 6/12 M.A. Max. D. C.		11.00	14.00
A-51	60 hys. 7.5 MA - 2500 ohms 15 hys. 15 MA - 625 ohms 15/30 MA. MAX D. C.		11.00	14.00

• ±2 db 30 to 20,000 cycles (No. D. C. in windings)
† Voice frequencies
All others ±2 db 30 to 15,000 cycles
ALL HUM-BUCKING CONSTRUCTION



TELESCOPIC SHIELDED HUMBUCKING TRANSFORMERS

TYPE P-202
Multiple line to single class A grid. (50,000 Ohms). Plus or minus 2 DB. 30 to 15,000 cycles. Shielding: 90 DB. Case Size: 1A. List Price.... **$15.50**

TYPE P-203
Primary and Frequency Response, same at P-202. Secondary: 100,000 ohms to PP Grids. Case Size: 1A. List Price **$18.75**

TYPE P-204
Primary, Secondary and Shielding same as P-202. Frequency Response: plus or minus 1 DB. 30 to 20,000 cycles. Case Size: 2A. List Price **$22.00**

TYPE P-205
Primary Secondary and Shielding same as P-203 except frequency response 1 DB. 30 to 20,000 cycles. Case Size: 2A. List Price ... **$25.75**

TYPE T-6
Primary: Multiple line to single Class A grid. Plus or minus 3 DB 60 to 10,000 cycles. Case Size: 1A. List Price.... **$9.75**

Copyright by U.C.P., Inc.

STANCOR REPLACEMENT TRANSFORMERS

THE ONLY 100% COMPLETE TRANSFORMER SERVICE

POWER TRANSFORMERS — NEW UNIVERSAL TYPE

These units will service the majority of radios in use today. Four black-enameled brackets furnished with each transformer to permit choice of five mounting positions—horizontal, vertical four hole half-shell, two hole half shell or Underwriter's type. Electro-statically shielded—R.M.A. color coded flexible leads.

Stancor Number	No. of Tubes	Plate V.C.T.	Plate Ma.	Fil. No. 1 V	Fil. No. 1 Ma.	Fil. No. 2 V	Fil. No. 2 Ma.	Fil. No. 3 V	Fil. No. 3 Ma.	Mtg. Type	Mtg. Area	Mtg. Ctrs.	Lbs. Wgt.	List Price
Universal Type — 2.5 Volt														
P-6001	4-5	650	40	5.0-C.T.	2.0	2.5-C.T.	4.0	....	....	M	2½" x3"	2" x2½"	3.3	$3.70
P-6002	5-6	700	50	5.0-C.T.	2.0	2.5-C.T.	7.25	....	....	M	2½" x3"	2" x2½"	3.3	4.75
P-6009	6-7	550	70	5.0-C.T.	3.0	5.0-C.T.	0.5	2.5-C.T.	10.5	M	2 13/16"x3⅜"	2¼"x2 13/16"	4.2	5.45
P-6005	6-7	700	70	5.0-C.T.	3.0	2.5-C.T.	9.0	2.5-C.T.	3.5	M	2 13/16"x3⅜"	2¼"x2 13/16"	5.4	5.45
P-6003	6-7	700	70	5.0-C.T.	3.0	2.5-C.T.	9.0	....	....	M	2 13/16"x3⅜"	2¼"x2 13/16"	3.8	4.95
P-6004	8-9	700	90	5.0-C.T.	3.0	2.5-C.T.	12.5	....	....	M	3⅛" x3¾"	2½"x3⅛"	5.4	5.80
P-6007	10-12	800	110	5.0-C.T.	3.0	2.5-C.T.	15.0	2.5-C.T.	3.5	M	3⅛" x3¾"	2½"x3⅛"	6.3	7.45
P-6006	11-13	700	120	5.0-C.T.	3.0	2.5-C.T.	12.5	2.5-C.T.	3.5	M	3⅛" x3¾"	2½"x3⅛"	5.9	7.15
Universal Type — 6.3 Volt														
P-6289	5-6	420	40	5.0-C.T.	2.0	6.3-C.T.	2.0	....	....	M	2½" x3"	2" x2½"	3.1	$3.70
P-6297	4-5	480	40	5.0-C.T.	2.0	6.3-C.T.	2.0	....	....	M	2½" x3"	2" x2½"	3.2	3.70
P-6010	4-5	650	40	5.0-C.T.	3.0	6.3-C.T.	2.0	....	....	M	2½" x3"	2" x2½"	3.3	3.70
P-6119	6-7	600	55	5.0-C.T.	2.0	6.3-C.T.	2.7	....	....	M	2½" x3"	2" x2½"	3.5	3.75
P-6120	7-9	630	70	5.0-C.T.	3.0	6.3-C.T.	3.5	....	....	M	2 13/16"x3⅜"	2¼"x2 13/16"	5.2	5.00
P-6011	6-7	700	70	5.0-C.T.	3.0	6.3-C.T.	2.5	....	....	M	2½" x3"	2" x2½"	3.3	4.75
P-6312	7-8	580	90	5.0-C.T.	3.0	6.3-C.T.	2.8	....	....	M	3⅜"x2 13/16"	2 13/16"x2¼"	5.4	5.70
P-6012	8-9	700	90	5.0-C.T.	3.0	6.3-C.T.	3.5	....	....	M	2 13/16"x3⅜"	2¼"x2 13/16"	5.2	5.35
P-6013	11-13	700	120	5.0-C.T.	3.0	6.3-C.T.	4.7	....	....	M	3⅛" x3¾"	2½"x3⅛"	5.3	5.90
P-6313	11-13	580	125	5.0-C.T.	3.0	6.3-C.T.	4.5	....	....	M	4⅛"x3 7/16"	3 7/16"x2¾"	6.4	6.30
P-6014	13-15	750	150	5.0-C.T.	3.0	6.3-C.T.	5.0	....	....	M	3⅛" x3¾"	2½"x3⅛"	5.8	7.75
P-6165	14-16	800	200	5.0-C.T.	4.0	6.3-C.T.	5.5	....	....	M	3¾" x4½"	3" x3¾"	6.5	8.95
P-6314	14-16	700	200	5.0-C.T.	3.0	6.3-C.T.	5.5	....	....	M	4½"x3¾"	3¾"x3"	7.7	8.80
P-6315	16-18	740	275	5.0-C.T.	3.0	6.3-C.T.	7.0	....	....	M	4½"x3¾"	3¾"x3"	8.5	12.00
Universal Type — 6.3 and 2.5 Volt Combination														
P-6293	6-7	600	60	5.0-C.T.	3.0	6.3-C.T.	2.5	2.5-C.T.	7.5	M	2 13/16"x3⅜"	2¼"x2 13/16"	4.0	$5.35
P-6294	8-9	750	85	5.0-C.T.	3.0	2.5-C.T.	9.0	6.3-5.0, 2.5-C.T.	3.5	M	2 13/16"x3⅜"	2¼"x2 13/16"	4.0	6.25
P-6295	8-9	700	90	5.0-C.T.	3.0	6.3, 2.5 C.T.	3.5	2.5-C.T.	9.0	M	3⅛" x3¾"	2½"x3⅛"	5.7	6.25
P-6234	11-13	660	90	5.0-C.T.	3.0	2.5-C.T.	12.0	6.3, 5.0, 2.5-C.T.	4.0	M	3⅛" x3¾"	2½"x3⅛"	5.9	8.15
Has an additional 2.5 V. at 1.75 A.C.T. winding.														
P-6008	14-16	750	180	5.0-C.T.	3.0	6.3-C.T.	3.3	2.5-C.T.	6.0	M	3 7/16" x4⅛"	2¾"x3 7/16"	6.5	8.35
UNIVERSAL POWER TRANSFORMERS With Motor Tuning Windings														
P-6290	11-13	700	120	5.0-C.T.	3.0	6.3	4.7	50-24-1B		M	3¾" x3⅛"	3⅛"x2½"	5.4	$7.20
P-6291	13-15	750	150	5.0-C.T.	3.0	6.3	5	50-24-1B		M	3¾"x3⅛"	3⅛"x2½"	5.9	8.15
P-6292		800	200	5.0-C.T.	3.0	6.3	5.2	50-24-1B		M	4½" x3¾"	3¾"x3"	7.8	10.50

Underwriters' type mounting studs, tapped to fit the bolts on these transformers. Catalog No. 2053. List price $0.25 per set.

HALF SHELL TRANSFORMERS

Stancor No.	No. of Tubes	Plate V.C.T.	Plate Ma.	Filament 1 V.	Filament 1 A.	Filament 2 V.	Filament 2 A.	Filament 3 V.	Filament 3 A.	Mounting Type	Mounting Area	Mtg. Centers	Wgt. in Carton	List Price
Half Shell With Lugs—2.5 Volts														
P-2750	4	650	40	5.0	2.0	2.5-C.T.	3.75	....	....	G	2½" x3"	2" x2½"	2.2	$3.00
P-2770	4-5	650	40	5.0	2.0	2.5-C.T.	4.5	....	....	G	2½" x3"	2" x2½"	2.5	3.70
P-2868	4-5	650	40	5.0	2.0	2.5-C.T.	1.75	2.5	3.5	G	2½" x3"	2" x2½"	2.5	3.95
P-2869	5-6	700	50	5.0	2.0	2.5-C.T.	1.75	2.5	5.25	G	2 13/16"x3⅜"	2¼"x2 13/16"	3.0	4.30
P-2859	6-7	700	70	5.0	3.0	2.5-C.T.	3.5	2.5	7.5	G	3⅛" x3¾"	2½"x3⅛"	3.6	5.15
P-2860	8-9	700	90	5.0	3.0	2.5-C.T.	3.5	2.5	9.0	G	3 7/16" x4⅛"	2¾"x3 7/16"	5.2	5.45
Half Shell With Lugs—6.3 Volts														
P-2751	4	650	40	5.0	2.0	6.3-C.T.	1.6	....	....	G	2½" x3"	2" x2½"	2.2	$3.25
P-2771	4-5	650	40	5.0	2.0	6.3-C.T.	2.0	....	....	G	2½" x3"	2" x2½"	2.5	3.50
P-947	4-5	700	50	5.0	2.0	6.3-C.T.	2.0	....	....	G	2 13/16"x3⅜"	2¼"x2 13/16"	3.3	4.15
P-948	5-6	675	70	5.0	3.0	6.3-C.T.	2.5	....	....	G	3⅛" x3¾"	2½"x3⅛"	4.7	5.45
P-949	7-10	700	120	5.0	3.0	6.3-C.T.	3.0	....	....	G	3 7/16"x4⅛"	2¾"x3 7/16"	5.5	6.25
P-6335	6-8	700	120	5.0	3.0	6.3-C.T.	3.0	....	....	G	2⅞" x3⅜"	2¼"x2⅞"	4.2	6.20
P-6336	6-8	600	150	5.0	3.0	6.3-C.T.	3.0	....	....	G	2⅞" x3⅜"	2¼"x2⅞"	4.2	5.90
P-955	11-14	800	160	5.0	3.0	6.3-C.T.	4.5	....	....	G	3¾"x4½"	3" x3¾"	6.5	8.15

All of the above transformers are for operation on 115 volts, 50-60 cycles.
Other voltage and frequency combinations available on special order. Write for quotations.

TYPE "M" Mounted Vertically

TYPE "M" Mounted Half Shell

TYPE "M" Mounted Horizontally

TYPE "M"

TYPE "M" May Also Be Mounted Underwriters

TYPE "M" Two Hole Mounting

TYPE "G"

Write for Your Free Stancor Service Guide

STANCOR

STANCOR REPLACEMENT TRANSFORMERS

THE ONLY 100% COMPLETE TRANSFORMER SERVICE

TYPE "C"

TYPE "H"

TYPE "S"

TYPE "N"

TYPE "KA"

TYPE "D"

POWER TRANSFORMERS (Fully Cased)

Stancor Number	No. of Tubes	Plate V.C.T.	Plate Ma.	Fil. No. 1 V.C.T.	Fil. No. 1 Ma.	Fil. No. 2 V.C.T.	Fil. No. 2 Ma.	Fil No. 3 V.C.T.	Fil No. 3 Ma.	Mtg. Type	Mtg. Area	Mtg. Ctrs.	Lbs. Wgt.	List Price
Fully Shielded With Leads — 2.5 Volts														
P-4042	6-7	700	70	5.0	3.0	2.5-C.T.	3.5	2.5	7.5	C	3¼"x3"	2½"x1⅞"	3.7	**$6.25**
P-4043	8-9	700	90	5.0	3.0	2 5-C T.	3.5	2.5	9.0	C	3 9/16"x3⅜"	2 11/16"x2½"	4.5	**7.20**
P-4044	10-12	700	110	5.0	3.0	2.5-C.T.	3.5	2.5	14.0	C	3½"x3⅝"	2 11/16"x2½"	4.7	**8.40**
Fully Shielded With Leads — 6.3 Volts														
P-4076	4-5	650	40	5.0	2.0	6.3-C.T.	2.0	.....	...	C	2½"x2½"	2 5/16"x1¾"	2.7	**$4.80**
P-4077	5-6	700	50	5.0	2.0	6.3-C.T.	2.6	.....	...	C	3" x2¾"	2¼"x1⅞"	3.2	**5.20**
P-4078	6-7	700	70	5.0	3.0	6.3-C.T.	3.0	.....	...	C	3¼"x3"	2½"x1⅞"	4.0	**6.20**
P-4079	8-9	700	90	5.0	3.0	6.3-C.T.	3.5	.....	...	C	3 9/16"x3⅜"	2¾"x2¼"	4.9	**6.85**
P-4080	10-12	700	110	5.0	3.0	6.3-C.T.	4.5	.....	...	C	3⅞"x3⅜"	3" x2¼"	5.4	**7.50**
P-6143	8-9	880	130	5.0	3.0	6.3-C.T.	3.5	.....	...	C	3⅝"x4"	2¾"x3"	5.0	**8.75**
P-4081	11-14	800	160	5.0	3.0	6.3-C.T.	4.5	.....	...	C	3⅞"x3⅛"	3" x2½"	5.0	**8.95**
P-4004*	11-14	800	175	5.0	3.0	6.3-C.T.	2.5	6.3-C.T.	2.5	C	3⅞"x4⅛"	3" x2¾"	11.0	**10.70**
P-5059	11-14	675	200	5.0	3.0	6.3-C.T.	5.0	.....	...	C	3⅞"x4⅜"	3" x3 5/16"	10.0	**10.25**
P-6170	....	1200	200	5.0	3.0	6.3-C.T.	3.0	6.3-C.T.	4.0	C	3⅞"x4⅜"	3" x3 5/16"	13.3	**10.00**
Fully Shielded With Leads — 2.5 and 6.3 or 7.5 Volt Combination														
P-4045	4-5	600	40	5 0	2 0	2 5-C.T.	5.25	6.3	2.0	C	2⅝"x2⅝"	2¼"x1¾"	2.7	**$4.70**
P-4046	5-6	700	50	5.0	2 0	2.5-C T.	7.25	6.3	2.6	C	3" x3"	2¼"x2"	3.2	**5.45**
P-4047	6-7	700	70	5.0	3 0	2 5-C.T.	9.0	6.3	3.0	C	3¼"x3"	2½"x1⅞"	3.7	**6.40**
P-4048	8-9	700	90	5.0	3.0	2 5-C T.	10.0	6.3	3.5	C	3 9/16"x3½"	2¾"x2⅝"	5.0	**6.95**
P-4049	10-12	700	110	5.0	3.0	2.5-C T.	14.0	6.3	4.5	C	3⅞"x3⅜"	3" x2⅜"	5.3	**7.85**
P-3005†	10-12	720	125	5.0	3.0	2.5-C.T.	10.0	6.3-C.T.	4.0	C	3⅞"x3⅞"	3" x2¾"	5.5	**7.50**
P-4050*	11-14	800	160	5.0	3.0	2.5-C.T.	14.0	6.3	4.5	C	3⅞"x3¾"	3" x2¾"	6.2	**9.00**
P-6169	....	1200	200	5.0	3.0	2.5-C.T.	10.0	7.5-C.T.	3.0	C	3⅞"x4⅛"	3" x3 1/16"	12.0	**10.00**

Universal 1.5; 2.5; 5 and 7.5 Volt Combination Transformers

Stancor Number	Plate V.C.T.	Plate Ma.	Rectifier Filament V.	Rectifier Filament A.	Filament No. 1 V.	Filament No. 1 A.	Filament No. 2 V.	Filament No. 2 A.	Mounting Type	Mounting Area	Mtg. Centers	Wght. in Carton	List Price
P-1501	600	60	5.0	3.0	1.5-C.T. 2.5-C.T.	1.0 4.0	1.5 5.0	4 0.5	C	3½"x3⅜"	2½"x2½"	5.0	**$7.50**
P-1503	700	120	5.0	3.0	1.5-C.T. 2.5-C.T.	1.0 4.0	1.5 2.5-C.T.	5 3.5	C	4" x3¾"	3⅛"x3⅛"	7.5	**7.75**
P-1505	700	120	5.0	3.0	2.5-C.T. 2.5-C.T.	4.0 3.5	2.5-C.T.	9	C	4" x3¾"	3" x3"	7.5	**7.85**

SIX VOLT UNIVERSAL VIBRATOR TRANSFORMERS

These units equipped with mounting brackets for universal replacement work.

Stancor Number	Secondary D.C. Volts to Filter	Secondary Ma.	Type Mounting	Dimensions H	Dimensions W	Dimensions D	Weight in Carton	List Price
P-6301	150	40	S	2¼"	1⅞"	2"	1.3	**$3.30**
P-4060	225	40	N	3⅛"	2½"	3"	2.2	**3.50**
P-4061	250	50	N	3⅛"	2½"	3"	2.3	**3.80**
P-4062	260	65	N	3⅛"	2½"	3"	2.6	**4.40**
P-4063	285	75	N	3⅛"	2½"	3¼"	3.0	**5.00**
P-6131	330	100	N	3½"	2 13/16"	3¼"	3.5	**5.45**

SIX VOLT D.C. OR 115 VOLT A.C. VIBRATOR TRANSFORMER

P-6166	350 Fil. 6 3 V.C.T.	135 2.25 A.	C	4⅝"	3⅞"	4"	9.0	**$8.50**

SPEAKER FIELD SUPPLY TRANSFORMERS

Stancor Number	Primary Voltage	Secondary D.C. Volts	Secondary Ma. Output	Filament Winding	Type Mounting	Mounting Dimensions H	Mounting Dimensions W	Mounting Dimensions D	Weight in Carton	List Price
P-6149	115	100	150	5 V @ 3 A	C	3½"	2 15/16"	3¼"	3.2	**$5.00**
P-6146	115	115	Up to 250	5 V @ 3 A	C	4"	3 1/32"	3¼"	5.0	**5.90**
P-6147	115	300	Up to 200	5 V @ 3 A	C	4⅝"	3 9/16"	3¾"	7.5	**8.00**

*Has 80 V. bias tap and extra 2.5 V. 1.75A filament. †Has 80 V. bias tap and extra 5 V. 2A filament.
All of the above power transformers are for operation on 115 volts, 50-60 cycles.
Other voltage and frequency combinations available on special order. Write for quotations.

OUTPUT TRANSFORMERS

UNIVERSAL OUTPUT TRANSFORMERS

Stancor Number	Output Tubes	Impedance Primary	Impedance Sec.	D.C. Pri. M.A.	Max. Audio Watts	Type Mounting	Dimensions H	Dimensions W	Dimensions D	Weight in Carton	List Price
A-3856	Single or P.P. Plates	4,000 7,000 8,000, 10,000, 14,000 C.T.	1 to 30	35	4	Q	1 5/16"	2 3/8"	1 1/16"	0.6	$1.85
A-3849	Universal Single Plate	1,500, 2,000, 4,000, 5,000, 7,000, 10,000	1 to 30	55	10	Q	1 5/8"	2 13/16"	1 5/8"	0.7	1.85
A-3823	Single or P.P. Plates	4;000, 7,000, 8,000 10,000, 14,000 C.T.	1 to 30	40	8	Q	1 5/8"	2 13/16"	1 5/8"	0.7	1.85
A-3850	Single or P.P. Plates	4,000, 7,000, 8,000, 10,000, 14,000 C.T.	1 to 30	40	8	J	2"	2 3/8"	1 5/8"	0.7	1.85
A-3852	Single or P.P. Plates	4,000, 7,000, 8,000 10,000, 14,000 C.T.	1 to 30	40	18	J	2 1/4"	2 3/4"	2 1/4"	1.6	2.40
A-3870	Single or P.P. Plates	4,000, 7,000, 8,000, 10,000, 14,000 C.T.	1 to 30	50	18	Q	2"	3 5/16"	2 1/4"	1.6	2.40
A-3880	Single or P.P. Plates	4,000, 7,000, 8,000, 10,000, 14,000 C.T.	1 to 30	40	15	Q	2 1/4"	3 5/8"	2 1/4"	1.7	3.50
A-3830	Single or P.P. Plates	3,000, 5,000, 6,600, 7,000, 8,000, 10,000 C.T.	1 to 30	60	20	Q	2 5/8"	4 1/16"	2 1/4"	3.0	3.50
A-3890	Single or P.P. Plates	4,000, 7,000, 8,000, 10,000, 14,000 C.T.	1 to 30	50	15	E	2 1/4"	2 3/4"	2 1/8"	1.3	3.90
A-2855	Single or P.P. Plates	4,000, 7,000, 8,000, 10,000, 14,000 C.T.	1 to 30	50	15	L	2"	2 5/16"	2 1/16"	1.3	2.25
A-3841	Universal Single Plate	2,500, 4,000, 5,000, 6,000, 7,000	500	60	10	J	2 11/16"	2 11/16"	2 3/8"	1.8	4.70
A-3842	Universal P.P. Plates	8000, 10,000, 12,000 14,000 C.T.	500	55	10	J	2 11/16"	2 11/16"	2 3/8"	1.8	4.70

CRYSTAL RECORDER OUTPUT TRANSFORMERS

The first four units were designed especially for use in radio receivers either for conversion or replacement purposes. Separate transformers are available for either single or push-pull output stages and for simultaneous monitoring while cutting record.

The last three units have high fidelity type construction and are for use with amplifiers designed expressly for recording work. All transformers are conservatively designed to have the best electrical characteristics consistent with their size.

Stancor Number	Output Tubes	Impedance in Ohms Primary	Impedance in Ohms Secondary	Core Size	Max. Watts Level	Type Mtg.	Dimensions H	Dimensions W	Dimensions D	Mtg. Ctrs.	Wgt. Ctn.	List Price
A-3853	SGL. 2A5, 6AC5, 6B5, 7B5, 6F6, 6K6, 6N6, 42	7,000	70,000 or 4-6	3/4"x3/4"	5	A	1 7/8"	3 5/16"	1 7/8"	2 13/16"	1.0	$2.40
A-3854	SGL. 2A5, 6AC5, 6B5, 7B5, 6F6, 6K6, 6N6, 42	7,000	70,000 and 4-6	7/8"x7/8"	10	A	2 1/4"	3 5/8"	2 1/8"	3 1/8"	1.5	3.30
A-3859	P.P. 6AC5, 6B5, 7B5, 6F6, 6K6, 6N6, 42	10,000	70,000 or 4-6	3/4"x3/4"	5	A	1 7/8"	3 5/16"	1 7/8"	2 13/16"	1.0	2.40
A-3860	P.P. 6AC5, 6B5, 7B5, 6F6, 6K6, 6N6, 42	10,000	70,000 and 4-6	7/8"x7/8"	10	A	2 1/4"	3 5/8"	2 1/8"	3 1/8"	1.5	3.30
A-3869	P.P. 2A3, 6A3, 6L6 (C1. A1)	3,000-5,000	70,000	7/8"x7/8"	10	W2	3 1/2"	2 3/4"	3 1/16"	...	3.0	12.00
A-3886	P.P. 6AC5, 6B5, 7B5, 6F6, 6K6, 6N6, 42	10,000	70,000	7/8"x7/8"	10	W2	3 1/2"	2 3/4"	3 1/16"	...	3.0	12.00
A-3897	500 Ohm Line	500	70,000	7/8"x7/8"	10	W2	3 1/2"	2 3/4"	3 1/16"	...	3.0	12.00

TUBE TO LINE TRANSFORMERS (UNIVERSAL)

Stancor Number	From	To	Impedance Pri.	Impedance Sec.	D.C. Pri.	Type Mounting	Dimensions H	Dimensions W	Dimensions D	Weight in Carton	List Price
A-3250	Sgl. or P.P. 27, 30, 12A, 37, 55, 56, 76, 6C5, 6C6.	Line	10,000 or 20,000	50, 125, 200, 333, 500	10	Q	2"	3 5/16"	1 5/8"	1.2	$2.80
A-3315	Sgl. or PP. 27, 30, 37, 55, 56, 76, 12A, 6C5, 6C6.	Line	10,000 or 20,000	50, 125, 200, 333, 500	35	D	3 1/8"	2 5/8"	3 1/8"	2.6	5.65
A-4770	Univ. Single Tube	Line	2,500, 4,500, 5,000, 6,000, 7,000	500	60	J	3 1/8"	2 5/8"	2 5/8"	2.3	4.40
A-4771	Univ. P.P. Tubes	Line	8,000, 10,000, 12,000 14,000, C.T.	500	55	J	3 1/8"	2 5/8"	2 5/8"	2.3	4.75

MICROPHONE OR LINE TO LINE TRANSFORMER

A-4350	Sgl. or D.B. microphone	Line	50, 125, 200, 333, 500	50, 125, 200, 333, 500	150	Q	2"	3 5/16"	1 5/8"	1.0	$3.50
A-4407	Sgl. or D.B. Microphone	Line	50, 125, 200, 333, 500	50, 125, 200, 333, 500	150	E	2 3/8"	2 3/4"	2 1/8"	2.6	5.80

TYPE "Q"

TYPE "J"

TYPE "E"

TYPE "L"

TYPE "A"

TYPE "W2"

OUTPUT TRANSFORMERS

TYPE "Q"

TYPE "A"

TYPE "E"

YPE "C"

TYPE "B"

TYPE "D"

OUTPUT TRANSFORMERS TO LINE AND VOICE COIL

Stancor Number	Output Tubes	Class	Impedance in Ohms: Primary	Impedance in Ohms: Secondary	D.C. Pri. Ma.	Max. Audio Watts	Type Mounting	Dimensions: H	Dimensions: W	Dimensions: D	Wt. in Carton	List Price
A-3865	SGL, 48, 25B6, 25L6, 50L6	A	1,500	2, 4, 6	55	5	A	1 3/8"	2 3/8"	1 1/2"	0.5	$1.55
A-3876	SGL, 2A3, 6A3, 6B4, 6W6, 6Y6, 25-AC5, 25B5, 25B6, 5L6, 35A5, 35L6, 50L6	A	2,000	4	60	5	A	1 5/16"	2 3/8"	1 1/16"	0.5	1.15
A-3825	SGL, 2A3, 6A3, 6B4, 6L6, 6Y6, 25AC5, 25B5, 25L6,, 25N6, 35N6, 35L6, 50L6, 6W6	A	2,500	1, 2, 4	75	8	Q	1 7/8"	3 1/4"	1 3/4"	1.0	2.00
A-3306	P.P. PAR. 48, 25L6 P.P. PAR. 2A3, 45	A AB	2,500	4, 8, 15, 500	100	25	C	3 1/2"	2 15/16"	3 1/8"	3.6	7.50
A-3301	P.P. 2A3, 6A3, 6B4 P.P. 48, 25L6	AB A	3,000	4, 8, 15, 500	55	30	C	3 1/2"	2 15/16"	3 1/8"	3.7	5.00
A-3802	P.P. PAR. 6L6 P.P. 45, 6L6	AB1 AB2	3,300 3,800	4, 8, 250, 500	250	75	C	4 5/8"	3 7/8"	3 7/8"	8.3	8.50
A-2203	SGL, 12A5, 25A6, 31, 43, 45, 71, 48	A	4,000	8	40	5	A	1 5/8"	2 3/4"	1 5/8"	0.7	1.55
A-5528	P.P. 6Y6, 25L6	A	4,000	4, 8, 15, 500	65	8	C	3 1/8"	2 5/8"	2 3/8"	2.4	4.20
A-3851	P.P. 6L6*	AB1	4,400	4, 8, 15, 250, 500	70	30	C	3 1/2"	2 15/16"	3 1/8"	3.6	6.00
A-3877	SGL, 2B6, 6V6, 7C5, 12A, 25A6, 31, 43, 59	A	5,000	4	40	5	A	1 5/16"	2 3/8"	1 1/16"	0.5	1.15
A-3872	P.P. 6L6 P.P. 2A3, 6A3, 45	A AB	5,000	4, 8	150	18	E	2 3/8"	2 3/4"	2 1/8"	1.8	3.50
A-3310	SGL, 45, 2B6, 6L6, 6V6, 25A6, 25A7	A	5,000	4, 8, 15, 500	55	20	C	3 1/8"	2 5/8"	2 5/8"	2.5	5.00
A-3800	P.P. 6L6 P.P. 2A3, 6A3, 45	A AB	5,000	4, 8, 15, 250, 500	80	30	C	3 1/2"	2 15/16"	3 1/8"	3.7	5.65
A-3307	P.P. 2A5, 6F6, 42 P.P. 46, 59 P.P. PAR. 6A6, 6N7, 53	AB2 B	6,000	4, 8, 15, 500	100	30	C	3 1/2"	2 15/16"	3 1/8"	3.6	6.00
A-3801	P.P. 6L6	AB1	6,600	4, 8, 15, 250, 500	150	35	C	3 7/8"	3 1/4"	3 3/8"	5.0	6.60
A-3822	SGL, 2A5, 6AC5, 6B5, 6F6, 6K6, 6N6, 7B5, 38, 41, 42, 47, 59, 89	A	7,000.....0.7, 1, 1.4 10,000.....2, 2.8, 4		45	5	Q	1 3/8"	2 3/8"	1 1/2"	0.5	1.45
A-3878	SGL, 2A5, 6AC5, 6B5, 7B5, 6F6, 6K6, 6N6, 20, 31, 33, 42	A	7,000	4	30	5	A	1 5/16"	2 5/8"	1 1/16"	0.5	1.15
A-2313	SGL, 2A5, 6AC5, 6F6, 6K6, 6N6, 7B5, 33, 41, 42, 47, 59, 89	A	7,000	8	40	10	A	1 7/8"	3 1/4"	1 5/8"	1.1	1.75
A-3855	SGL, 2A5, 6AC5, 6F6, 6K6, 6N6, 7B5, 33, 41, 42, 47, 59, 89 P.P. 12A5, 45	A	7,000	10, 2,000	40	5	E	2 1/4"	2 3/4"	2 1/8"	1.7	3.40
A-2201	SGL, 6A6, 53 P.P. 25A6, 43, 45, 48, 71	A	8,000	6	40	10	A	1 7/8"	3 1/4"	1 5/8"	1.0	2.25
A-3824	SGL. 6A6, 6N7, 53 P.P. 46	B	8,000	1, 2, 4	75	8	Q	1 7/8"	3 1/4"	2"	1.4	2.40
A-3885	P.P. 6L6	AB1	9,000	4, 8, 15, 250, 500	150	35	C	3 7/8"	3 1/4"	3 3/8"	5.0	6.60
A-3304	SGL. 6A4, 6B5, 6N6 P.P. 6V6, 45 SGL, 6A6, 6N7, 53 P.P. 6AC5	A B	7,000 7,000 10,000 10,000	4, 8, 15, 500	60	25	C	3 1/8"	2 5/8"	2 5/8"	2.6	4.80
A-3879	SGL. 1J6, 3C5, 6A4, 6G6, 6N7, 6R7, 12A, 38	A	10,000	4	30	5	A	1 1/16"	2 3/8"	1 1/16"	0.5	1.20
A-3831	SGL. 1G6, 1J6, 19, 6E6 P.P. 30, 49	B	10,000	2, 4, 8	40	5	A	1 15/32"	2 7/8"	1 5/16"	2.6	1.75
A-3839	SGL. 1G6, 1J6, 19 P.P. 1H4, 30, 49 SGL. 1G5, 3C5, 6G6, 6R7, 12A	B A	10,000	4, 8, 15, 2000	30	10	E	2 1/4"	2 3/4"	2 1/8"	1.7	3.95
A-3311	SGL. 6A6, 6N7, 53 P.P. 6B5, 6N6 P.P. 6F6, 6V6	B AB	10,000	4, 8, 15, 500	70	25	C	3 1/2"	2 15/16"	3 1/8"	3.8	5.65
A-3496	P.P. 2A5, 6F6, 6K6, 7B5, 33, 41, 42, 47, 49	A	14,000	4	45	5	A	1 3/8"	2 7/16"	1 5/16"	0.7	1.70
A-2312	P.P. 2A5, 6F6, 6K6, 7B5, 33, 41, 42, 47, 49	A	14,000	4	40	10	A	1 7/8"	3 1/4"	1 5/8"	1.1	1.85
A-3303	SGL, 6Y7, 6Z7, 79 P.P. 2A5, 6F6, 6K6, 7B5, 41, 42, 47, 59, 89	B A	14,000	4, 8, 15, 500	55	20	C	3 1/8"	2 5/8"	2 5/8"	2.6	4.40
A-3881	SGL, 1D8, 1E7, 1F4, 1F5, 1J5, 1T5, 6V7, 6Y7, 12A7	A	15,000	4	10	5	A	1 1/16"	2 3/8"	1 1/16"	0.5	1.20
A-3848	SGL. 1D8, 1F4, 1F5, 1J5, 1T5, 6R7, 950	A	16,000	1, 2 4	10	5	Q	1 3/8"	2 3/8"	1 1/2"	0.5	1.55
A-3857	SGL, 1A5, 1E7, 1N6, 6V7 P.P. 1F4, 1F5, 1J5, 1T5, 6G6, 12A7, 950	A	25,000 C.T.	4	10	5	A	1 3/8"	2 7/16"	1 5/16"	0.7	1.60

*10% Inverse Feedback Winding Used. NOTE: All transformers shown for P. P. operation have C. T.

AUDIO TRANSFORMERS

PLATE TO GRID INTERSTAGE TRANSFORMERS

Stancor Number	From	To	Primary Impedance	Secondary Impedance	Turns Ratio Sec. to Pri.	D.C. Primary Ma.	Type Mounting	Mounting Dimensions H	W	D	Weight in Carton	List Price
A-4205	20,000 ohm plate	Grid	20,000	115,000	2.4:1	15	C	3⅛"	2⅝"	2⅝"	2.5	$5.35
A-53	10,000 ohm plate	Grid	10,000	90,000	3:1	10	A	1⅝"	2⅜"	1½"	0.5	1.55
A-63	10,000 ohm plate	Grid	10,000	90,000	3:1	10	A	1⅝"	2 13/16"	1½"	0.75	1.80
A-73	10,000 ohm plate	Grid	10,000	90,000	3:1	10	A	2"	3 1/16"	1⅝"	1.0	2.25
A-6198	10,000 ohm plate	Grid	10,000	125,000	3.5:1	30	W-1	2½"	1 13/16"	2"	1.8	5.80

PUSH-PULL INPUT TRANSFORMERS

A-2132	Screen Grid Tube P.P. Grids	10,000	10,000	1:1	10	S	3"	4"	2 1/16"	2.4	$4.70
For coupling screen grid or power detector.											
A-52 C	10,000 ohm plate P.P. Grids	10,000	40,000	2:1	10	A	1⅜"	2⅜"	1½"	0.5	1.55
A-62 C	10,000 ohm plate P.P. Grids	10,000	40,000	2:1	10	A	1⅝"	2 13/16"	1½"	0.75	1.80
A-4741	10,000 ohm plate P.P. Grids	10,000	40,000	2:1	10	S	2"	1⅝"	1⅝"	0.8	1.85
A-4745	10,000 ohm plate P.P. Grids	10,000	40,000	2:1	10	E	2⅜"	2⅝"	2⅛"	1.5	3.60
For super-regenerative detector static shield between windings.											
A-53 C	10,000 ohm plate P.P. Grids	10,000	90,000	3:1	10	A	1⅝"	2⅜"	1½"	0.5	1.55
A-63 C	10,000 ohm plate P.P. Grids	10,000	90,000	3:1	10	A	1⅝"	2 13/16"	1½"	0.75	1.80
A-73 C	10,000 ohm plate P.P. Grids	10,000	90,000	3:1	10	A	2"	3 1/16"	1⅝"	1.0	2.25
A-103C	10,000 ohm plate P.P. Grids	10,000	90,000	3:1	10	A	2⅝"	4 1/16"	2"	2.2	4.40
A-4155	10,000 ohm plate P.P. Grids	10,000	90,000	3:1	10	L	2¼"	2 9/16"	2⅝"	1.2	2.50
A-4719	10,000 ohm plate P.P. Grids	10,000	90,000	3:1	10	E	2⅜"	2⅝"	2⅛"	1.5	3.95
A-4750	10,000 ohm plate P.P. Grids	10,000	90,000	3:1	10	S	2¼"	2⅞"	1⅝"	1.0	2.25
A-4740	10,000 ohm plate P.P. Grids	10,000	90,000	3:1	10	S	2"	2⅜"	1½"	0.75	2.00
A-83 C	10,000 ohm plate P.P. Grids	10,000	90,000	3:1	10	A	2¼"	3 11/16"	1⅞"	1.5	3.50
A-4206*	20,000 ohm plate P.P. Grids	20,000	180,000	3:1	15	C	3⅛"	2⅝"	2⅜"	2.5	5.25
A-64 C	10,000 ohm plate P.P. Grids	10,000	160,000	4:1	10	S	1⅝"	2 13/16"	1½"	0.75	2.00
A104CP	10,000 ohm plate P.P. Grids	10,000	160,000	4:1	10	E	3"	2⅞"	2⅜"	2.4	4.80

*Split Secondary.

PUSH-PULL INTERSTAGE TRANSFORMERS

A-4208*	P.P. Plates	P.P. Grids	25,000	13,000	1:1.39	15	C	3⅛"	2⅝"	2⅝"	2.5	$4.30
A-4711	P.P. Plates	P.P. Grids	20,000	20,000	1:1	10	A	1⅝"	2 13/16"	1½"	0.8	2.25
A-4772*	P.P. Plates	P.P. Grids	20,000	45,000	1.5:1	10	S	3⅛"	2⅝"	2⅝"	2.2	4.20
A-4777*	P.P. Plates	P.P. Grids	20,000	45,000	1.5:1	10	C	3⅛"	2⅝"	2⅞"	2.5	4.75
A-4155	P.P. Plates	P.P. Grids	10,000	90,000	3:1	10	L	2¼"	2 9/16"	2⅝"	1.2	2.50

*Split Secondary.

UNIVERSAL INTERSTAGE TRANSFORMERS

(Split Secondaries)

May be used as plate to grid; push-pull input or push-pull interstage replacement transformers. Have 3:1 over all ratio, however primary is center-tapped and secondary has split winding thus permitting ratios of 1:1, 3:1 and 6:1. Transformers may be used in either step-up or step-down applications.

Stancor Number	Application	Turns Ratio	D.C. Pri. Ma.	Type Mtg.	Dimensions H	W	D	Mounting Centers	Weight in Carton	List Price
A-4773	Universal	3:1	10	E	2⅜"	2"	2⅛"	2⅜"	1.5	$3.10
A-4774	Universa	3:1	10	S	2¼"	2⅞"	2¼"	2⅜"	1.5	2.60
A-4775	Universal	3:1	10	S	2⅞"	3¼"	2⅜"	2¾"	1.8	3.50

DRIVER TRANSFORMERS

Stancor Number	From	To	Class	Primary Impedance	½ Sec. Impedance	Turns Ratio Pri. to ½ Sec.	D.C. Primary Ma.	Type Mounting	Mounting Dimensions H	W	D	Wgt. in Ctn.	List Price
A-4722	1-42, 47, 2A5, 6K6	P.P. 42, 2A5, 6F6, 6K6	AB	10,000	10,000	1:1	30	E	2¼"	2¾"	2⅛"	1.5	$3.00
A-4752	1-6G6G, 6F6, 42, 2A5 as Triodes	P.P. Grids 6V6, 6Y6, 6F6, 6L6, 6Z7	AB	10,000	2,500 4,400 10,000	2:1 1.5:1 1:1	35	S	2¼"	2⅞"	1⅞"	1.5	2.50
May be used from P.P. primary with ratio of 2:1.													
A-4713	1-46, 45, 2A5, 6F6,	P.P. Grids 79, 2A5, 6A6, 6F6	AB	10,000	2,500	2:1	30	A	1⅝"	2 13/16"	1½"	0.7	1.85
A-4292	1-6C5, 30, 49	1-1J6, 19, 2-30, 2-49	B	10,000	1,600	2.5:1	10	A	1⅝"	2 13/16"	1½"	0.7	1.85
A-4734	1-30, 2A5, 6A6, 1G5, 6F6, 6K6	P.P. Grids 19, 2A5, 6A6, 1J6	B	10,000	1,600	2.5:1	15	A	2¼"	2⅞"	1⅞"	1.4	2.20
A-4401	1-27, 30, 37 56, 76, 6C5, 1H4, 6J5	1-19, 79, 1J6	B	10,000	1,400	2.66:1	15	J	2⅜"	2¾"	2¼"	1.3	2.70
A-4723	1-30, 2A5, 6A6, 1G5, 6K6 etc.	P.P. Grids 19, 79, 2A5, 6A6 6F6, 1J6, 6K6	B	10,000	1,100	3:1	30	A	1⅝"	2 13/16"	1½"	0.7	1.85
A-4712	P.P. 27, 30, 37, 56, 76, 6C5, 1H4, 6J5	P.P. 19, 53, 6A6, 1J6, 6N7	B	20,000	2,200	3:1	10	A	1⅝"	2 13/16"	1½"	0.7	1.85

TYPE "A"

TYPE "E"

TYPE "L"

TYPE "S"

TYPE "J"

TYPE "C"

AUDIO TRANSFORMERS

TYPE "A"

TYPE "B"

TYPE "Q"

TYPE "E"

TYPE "C"

TYPE "D"

UNIVERSAL LINE TO VOICE COIL TRANSFORMERS

Stancor Number	or Coupling	Primary Impedance	Secondary Impedance	Max. Audio Watts	Type Mounting	Dimensions H	Dimensions W	Dimensions D	Weight in Carton	List Price
A-3882	Line to voice coil	250, 333, 500	4, 8, 15	25	D	3 1/8"	2 5/8"	3 1/8"	2.6	$4.80
A-3883	Line to voice coil	500	4, 6, 8, 15	25	J	2 1/4"	1 7/8"	1 1/2"	1.5	2.80
A-3818	Line to voice coil	500, 1000, 1500	4, 8, 15	25	B	3 1/8"	2 3/4"	2 5/8"	2.6	3.60
A-3820	Line to voice coil	500, 1000, 1500, 2000	4, 8, 15	40	D	4 1/4"	3 1/2"	3 5/8"	5.8	7.30
A-3838	Line to speakers autoformer)	500	250, 166, 125, 100, 84	30	B	3 1/8"	2 5/8"	2 3/4"	2.6	4.35
A-3837	Line to voice coil. 1 to 6 can be paralleled across 500 ohm line	500, 1000, 1500, 2000, 2500, 3000	.06 to 8 ohm from primary of 500 ohms. .12 to 16 from 1000, etc.	15	J	2 1/4"	2 7/8"	2 1/2"	2.0	3.80

MICROPHONE, PICKUP OR LINE TO GRID TRANSFORMERS

Stancor Number	From	To	Impedance Pri.	Impedance Sec.	Ratio Overall	Type Mounting	Dimensions H	Dimensions W	Dimensions D	Weight in Carton	List Price
A-6199	S.B. Microphone	Single Grid	200	160,000	1:28.4	W-1	2 1/2"	1 13/16"	2"	2.5	$5.40
A-4742	S.B. Microphone	Sgl. or P.P. Grids	100	400,000 C.T.	1:64	S	2 1/4"	2 7/8"	2 3/8"	1.0	2.50
A-4743	S.B. Microphone Has shield cover which encloses entire coil.	Sgl. or P P. Grids	100	400,000 C.T.	1:64	S	2 1/4"	2 7/8"	2 1/2"	1.1	2.80
A-4707	S.B. Microphone	Single Grid	100	58,500	1:24.2	J	2"	2 1/2"	1 1/2"	0.8	1.85
A-4706	S.B. Mirophone	Single Grid	100	60,000	1:24.6	A	1 3/8"	2 3/8"	1 1/2"	0.6	1.50
A-4708	D.B. Microphone	Single Grid	200 C.T.	57,000	1:17	J	2"	2 1/2"	1 1/2"	0.8	2.20
A-4727	D.B. Microphone	Single Grid	200 C.T.	100,000	1:22.2	E	2 3/8"	2 3/4"	2 1/8"	1.8	3.50
A-4709	Dynamic or Pickup	Single Grid	4, 8, 15, 30	106,000	1:60	E	2 3/8"	2 3/4"	2 1/8"	1.8	3.55
A-4351	S.B. or D.B. Microphone or Line	Single Grid	50, 125, 200, 333, 500	89,000	1:13.3	E	2"	3 5/16"	1 5/8"	1.0	3.10
A-4408	S.B. or D.B. Microphone or Line	Single Grid	50, 125, 200, 333, 500	80,000	1:12.5	D	3 1/8"	2 5/8"	3 1/8"	2.6	6.10
A-4411	D.B. Microphone Low Imp. Pickup	Single Grid	200 C.T. or 500	144,000	1:17.5	C	3 1/8"	2 5/8"	2 5/8"	2.6	4.75
A-4726	D.B. Microphone & 200 ohm line	P.P. Grids	200 C.T.	100,000	1:22.3	E	2 3/8"	2 3/4"	2 1/8"	1.8	3.50
A-4352	S.B. or D.B. Microphone or Line	P.P. Grids	50, 125, 200, 333, 500	89,000	1:13.3	Q	2"	3 5/16"	1 5/8"	1.0	3.50
A-4409	S.B. or D.B. Microphone or Line	P.P. Grids	50, 125, 200, 333, 500	157,000	1:17.7	D	3 1/8"	2 5/8"	2 5/8"	2.6	6.30
A-4705	S.B. Microphone	Single Grid	200 or 70	80,000	1:20	A	1 3/8"	2 3/8"	1 3/8"	0.5	1.50
A-4728	1, 2, 3, or 4 Circuit Mixer	Single Grid	50, 100, 150, 200	1000,00	1:22.2	E	2 3/8"	2 3/4"	2 1/8"	1.8	5.00
A-4729	1, 2, 3, or 4 Circuit Mixer	Single Grid	200, 400, 600, 800	100,000	1:11.2	E	2 3/8"	2 3/4"	2 1/8"	2.0	5.00

INTERCOMM. INPUT TRANSFORMERS

Stancor Number	From	To	Impedance in Ohms Pri.	Impedance in Ohms Sec.	Core Size	Type Mtg.	Dimensions H	Dimensions W	Dimensions D	Mtg. Ctrs.	Wgt. in Ctn.	List Price
A-4744	Voice Coil	Sgl. grid	4	25,000	1/2"x5/8"	A	1 3/8"	2 3/8"	1 1/2"	2 3/8"	0.5	$1.55
Has shield cover enclosing entire coil.												

HEARING AID CHOKES (MANUFACTURERS' TYPES)

These small uncased chokes are made available because of mounting interest created by the recent release of very small midget tubes. Two typical circuits are shown in the current issue of Stancor's Service Guide. Measurements shown are made with .5 M.A.-D.C. in windings; impedances given are from actual measurements; all inductances are calculated values.

Because of their extremely small size these chokes are not as rugged as their bigger Stancor brothers, and care should be exercised when using them to see that current carrying capabilities are not exceeded.

Stancor No.	D.C. ohms Resistance		400 Cycles 2VAC	400 Cycles 10VAC	200 Cycles 2VAC	200 Cycles 10VAC	60 Cycles 2VAC	60 Cycles 10VAC	Dimensions H	Dimensions W	Dimensions D	List Price
C-65	1,875	Impedance (ohms),	54,000	70,000	27,000	39,000	11,500	19,000	3/4"	5/8"	9/16"	$3.60
		Inductance (Hys.)	21.5	27.9	21.5	31	30.5	47.5				
C-66	3,675	Impedance (ohms),	77,000	88,000	37,000	48,000	14,500	21,000	3/4"	7/16"	9/16"	5.90
		Inductance (hys.)	31	35.1	30	38.3	38	55.6				
C-67	2,520	Impedance (ohms),	96,000	113,000	45,000	62,000	18,000	25,500	7/8"	3/4"	9/16"	4.50
		Inductance (hys.)	38.4	45	36	49.5	47.6	67.5				

TONE CONTROL UNIT

The necessary components for a dual tone control circuit to provide both bass and treble attenuation when used in conjunction with two dual 250,000 ohm potentiometers. Contained in Hi-Fi type W-1 cast case for shielding against hum pickup and provided with 12" Flexible Coded Leads for direct connection in the circuit. Dimensions H.3 1/2" x W.2 3/4" x L.3 1/16"

STANCOR No. **C-2332-1** ..... List $6.30

MISCELLANEOUS TRANSFORMERS

FENCE CONTROLLER TRANSFORMERS

Stancor Number	Primary Voltage	Filament Volts	Filament Amps.	Secondary Open Circuit	Type Mounting	Dimensions H	Dimensions W	Dimensions D	Weight in Carton	List Price
P-6122	6V.D.C.	None	...	3000 Inst. Peak	A*	2 1/8"	2 5/8"	2"	1.5	$2.50
P-6126†	200V. A.C.	None	...	3000 Inst.	N*	2 3/4"	3 1/8"	2 1/4"	4.0	4.40
P-6127	115V. A.C.	5.0 2.0	2.0 B.O	900 V. (25 Ma. Peak)	N*	4 1/2"	3 3/8"	2 3/4"	2.0	7.50

*Has special moisture resisting compound overall.
†P-6126 special output transformer used in conjunction with P-6127 power transformer. Insulated for 5000V. A.C.

VARIABLE LINE AUTOFORMERS

These transformers designed so that associated equipment may be kept at a specific input voltage regardless of line voltage. Line regulating transformers continuously variable in 5 volt steps from 85-125 volts.

Stancor Number	Primary Volts	Primary Cycles	Secondary Volts	Output Watts	Type Mounting	Dimensions H	Dimensions W	Dimensions D	Weight in Carton	List Price
P-5066	85-125	50-60	85-125	35	B	3 1/8"	2 1/2"	2 1/2"	2.0	$4.60
P-5067	85-125	50-60	85-125	75	B	3 1/2"	3"	2 3/4"	3.4	5.90
P-5068	85-125	50-60	85-125	125	B	3 1/2"	3"	3 1/8"	4.0	6.90
P-6145	85-125	50-60	85-125	500	B	4 1/2"	3 3/4"	4 1/2"	10.0	11.35

SPECIAL AUTOFORMER

This Autoformer will deliver full output wattage at any secondary voltage specified above or can be used to supply any voltage in 5 volt steps from zero to 130 volts for special experimental applications.

P-6148	25-55-75 95-105-110 115-120 125-130	50-60	25-55-75 95-105-110 115-120 125-130	250	B	4 1/2"	3 3/4"	3 3/4"	8.0	$10.00

TESTING AUTOFORMER

Incorporates a convenient tap switch to permit variable voltages from 90 to 150 volts. Primary equipped with 5 ft. approved cord and plug. Secondary connected to female receptacle. Locking screw mounted on switch.

Stancor No.	Secondary Voltage	Primary Voltage	Output Watts	Type Mtg.	Dimensions H	Dimensions W	Dimensions D	Wgt. in. Carton	List Price
P-6299	90, 100, 110, 120, 130, 140, 150, @ 50-60 cy.	115V.	150	KA	3 7/8"	3 1/4"	4 3/4"	8.0	$9.75

UNIVERSAL SPEAKER FIELD SUBSTITUTE CHOKE

Designed for the service department, to take the place of the speaker field on the test bench. It is so designed that, when used with tap switch or plug-in jacks, all popular speaker field impedances and resistance are readily obtained. May also be used as substitute filter choke in radio to determine correct unit to use. Packed complete with full instructions.

Stancor No.	D.C. Resistance in Ohms	Resistance and Current Rating	Type Mtg.	Dimensions H	Dimensions W	Dimensions D	Wt. in Carton	List Price
C-2302	3000 tapped at 2500, 1000 and 750	250, 750, 1000, 1750 ohms — 60 Ma. cont. or 75 Ma. Int. Duty 500, 1500, 2000, 2250, 2500, 3000 ohms — 40 Ma. cont. or 55 Ma. Int. Duty	B	3 3/8"	2 7/8"	3"	2.6	$5.35

STEP-DOWN AUTOFORMER

These transformers are excellent units to be used with standard apparatus on 220-250 volt lines. May also be wired to step up 110-125 volts to 220-250 volts for test.

Stancor Number	Primary Volts	Primary Cycles	Secondary Volts	Output Watts	Type Mounting	Mounting Dimensions H	Mounting Dimensions W	Mounting Dimensions D	Weight in Carton	List Price
P-6287	220-250	50-60	110-125	40	*	4 1/4"	3"	3"	2.5	$4.75
P-5062	220-250	50-60	110-125	80	K	3 1/2"	2 15/16"	3 1/4"	4.5	6.00
P-5063	220-250	50-60	110-125	100	K	3 7/8"	3 1/4"	3 1/4"	5.2	6.90
P-5064	220-250	50-60	110-125	150	K	4 1/4"	3 1/2"	3 5/8"	6.6	7.85
P-5065	220-250	50-60	110-125	250-300	K	4 5/8"	3 7/8"	4 1/8"	9.8	10.00
P-6141	220-250	50-60	110-125	500	K	4 5/8"	3 7/8"	5 1/4"	14.5	15.00
P-6124	220-250	50-60	110-125	1000	F	7 3/8"	6"	6 1/8"	30.0	25.25

*Mounted in special can and equipped with cord, plug and receptacle.

ISOLATION TRANSFORMERS

These transformers are designed with an electro-static shield to isolate line noises and interference from the apparatus being used. They are suitable for screen test booths, electrical therapeutic machines, medical instruments, beauty parlor equipment, electric furnaces, amateur transmitters, etc. Each unit complete with a 6 ft. cord and plug and a female receptacle. Primary tapped for 105, 115, and 125 volt, 50-60 cycles. Secondary rated at 115 volts, Tapped switch controls primary voltage, except on Nos. P-6123 and P-6125.

Stancor Number	Watts	Type Mounting	Mounting Dimensions H	Mounting Dimensions W	Mounting Dimensions D	Weight in Carton	List Price
P-6160	100	KA	4 5/8"	3 7/8"	3 3/8"	5.5. lbs	$12.60
P-6161	250	KA	4 5/8"	3 7/8"	5 1/4"	14.0 lbs.	24.50
P-6298	500	FK	7 3/8"	6"	6 1/4"	37.0 lbs.	37.75
P-6125	1000	FK	7 1/2"	7 1/8"	6 1/2"	50.0 lbs.	50.00
P-6123	1500	FK	7 1/2"	7 1/8"	7 1/2"	60.0 lbs.	63.00

NOTE: Type FK is Type F with female receptacle mounted in side.

TUBE CHECKER TRANSFORMER

Especially designed for use in modernizing older types of tube checkers. Ideal for other testing equipment and laboratory. Packed with wiring instructions giving color coding of leads.

Stancor Number	Primary Volts	Primary Cycles	Secondary Volts	Type Mounting	Dimensions H	Dimensions W	Dimensions D	Wgt. in. Carton	List Price
P-1834-3	105, 115, 125	50-60	1.1, 1.4, 1.5, 2.0, 2.5, 3.0, 3.3, 5.0, 6.3, 7.5, 12, 25, 30, 35, 50, 70, 85, 110, 117	A	2 5/8"	4 1/16"	2"	2.6	$8.65

TYPE "C"

TYPE "B"

TYPE "K"

TYPE "N"

TYPE "KA"

TYPE "F"

CHOKES -- MISC. TRANSFORMERS

TYPE "A"

TYPE "L"

TYPE "O"

TYPE "B"

TYPE "D"

TYPE "KB"

FILTER CHOKES (REPLACEMENT TYPES)

Stancor Number	Rated Inductance in Henries	Maximum Current in Ma.	D.C. Resistance in Ohms	Volts Insulation	Type Mounting	Mounting Dimensions H	W	D	Weight in Carton	List Price
C-1515	50	15	900	1650	A	1 5/8"	2 13/16"	1 1/2"	0.7	**$1.20**
C-1706	5	50	300	1650	A	1 5/16"	2 3/8"	1 1/16"	0.5	**1.15**
C-1707	7	50	500	1650	A	1 5/16"	2 3/8"	1 1/16"	0.5	**1.15**
C-1003	30	50	550	1650	A	1 7/8"	3 5/16"	1 5/8"	1.4	**1.55**
C-1708	10	65	460	1650	A	1 7/8"	3 1/4"	2 13/16"	1.1	**1.50**
C-1355	20	75	275	1650	L	2 1/4"	2 3/16"	1 5/8"	1.2	**1.50**
C-1002	30	75	400	1650	A	2 1/4"	3 11/16"	1 7/8"	1.7	**2.10**
C-1709	9	85	250	1650	A	1 7/8"	3 1/4"	2 13/16"	1.5	**2.00**
C-1710	8	150	200	1650	A	2 1/2"	4"	2 1/16"	2.3	**2.50**
C-2305	20	100	275	2000	E	2 3/8"	2 3/4"	2 1/8"	1.7	**2.50**
C-2303	10	130	100	2000	A	2"	3 3/8"	1 5/8"	1.4	**1.85**
C-2304	8	150	65	2000	A	2"	3 3/4"	1 5/8"	1.4	**1.85**
C-2309	8	150	90	2000	A	2 1/4"	3 11/16"	1 7/8"	1.5	**2.20**
C-1001	30	110	200	3000	A	2 1/2"	4"	2"	2.4	**2.65**

A.C.-D.C. CHOKES

C-1723	4.4	50	330	1600	A	1 5/16"	2 3/8"	1 1/16"	0.5	**$1.15**
C-1711	4.5	50	325	1600	Q	1 5/16"	2 3/8"	1 1/16"	0.5	**1.15**
C-1080	15	50	200	1600	A	1 5/8"	2 13/16"	1 3/8"	0.6	**1.20**
C-1325	15	50	250	1600	A	1 5/8"	2 13/16"	1 3/8"	0.6	**1.20**
C-1277	15	50	300	1600	A	1 5/8"	2 13/16"	1 3/8"	0.6	**1.20**
C-1227	15	50	350	1600	A	1 5/8"	2 13/16"	1 3/8"	0.6	**1.20**
C-1279	15	50	400	1600	A	1 5/8"	2 13/16"	1 3/8"	0.6	**1.20**
C-1333	15	50	450	1600	A	1 5/8"	2 13/16"	1 3/8"	0.6	**1.20**
C-1215	15	50	500	1600	A	1 5/8"	2 13/16"	1 3/8"	0.6	**1.20**
C-1362	15	50	550	1600	A	1 5/8"	2 13/16"	1 3/8"	0.6	**1.20**

OUTPUT CHOKES

C-1003	30	50	550	1600	A	2"	3 5/16"	1 5/8"	1.4	**$1.55**
C-1034*	30	30	1150	1600	A	1 7/8"	2 1/4"	1 5/8"	1.3	**1.90**

*Center tapped.

AUDIO REACTORS

Stancor Number	Rated Inductance Henries	Inductance Measured at Ma.	Max. Current Ma.	D.C. Res. Ohms	Volts Insulation	Type Mounting	Mounting Dimensions H	W	D	Weight in Carton	List Price
C-2300	1000	0.5	10	5500	1600	E	2 3/8"	2 5/8"	2 1/8"	1.5	**$2.70**
C-2301	300	5	10	6000	1600	E	2 3/8"	2 5/8"	2 1/2"	1.8	**3.00**
C-1701*	300	10	10	11400	1600	D	3 1/8"	2 5/8"	2 3/8"	2.5	**5.30**

*Center tapped.

TRANSCEIVER — TRANSFORMERS

Small compact, efficient, light weight transformers for transceiver and aeronautical applications.

Stancor Number	Type	Impedance Pri.	Sec.	D. C. Pri. Ma.	Max. Audio Watts	Type Mounting	Mounting Dimensions H	W	D	Weight in Carton	List Price
A-3833	Sgl. Button Micro. and Plate to Single Grid.	5,000 200	60,000	10	5	A	1 5/8"	2 13/16"	1 1/2"	0.7	**$2.10**
A-3836	Pentode Plate to Low or High Impedance Phone or Oscillator	10,000	2,000 50	30	5	A	1 5/8"	2 13/16"	1 1/2"	0.7	**2.35**
A-4413	Sgl. Button Micro. and Plate to Single Grid.	10,000 200	90,000	45	10	J	2 3/8"	2 3/4"	2 1/4"	1.5	**3.10**

VOLT ADJUSTERS

STANCOR'S volt-adjuster is the answer to the fluctuating voltage problem. It is a compact unit containing a ruggedly constructed step-up; step-down autoformer.

The primary winding accommodates various voltages in 10 volt steps. A 10 position tap switch with an off position permits changing of the primary winding when a voltage shift occurs, and through this switch the output may be changed and kept at 115 or 230 volts. A meter with 0-150 or 0-250 volt range indicates the output at all times. The nominal output is indicated on the meter face by a red line. The entire unit is housed in a beautifully designed modern black wrinkle finished case and is equipped with a six foot approved rubber cord and plug.

Stancor Number	Voltages Primary	Secondary	Freq. in Cycles	Output Watts	Type Mtg.	Dimensions H	W	D	Wgt. in Ctn.	List Price
P-6171	65, 75, 85, 95, 105 115, 125, 135, 145	115	50-60	150	KB	7"	4"	5"	7.0	**$16.20**
P-6245	170, 180, 190, 200, 210, 220, 230, 240, 250	230	50-60	150	KB	7"	4"	5"	7.0	**16.75**
P-6247	65, 75, 85, 95, 105, 115, 125, 135, 145	115	50-60	300	KB	7"	4"	5"	9.0	**20.40**
P-6246	170, 180, 190, 200, 210, 220, 230, 240, 250	230	50-60	300	KB	7"	4"	5"	9.0	**21.00**
P-6248	65, 75, 85, 95, 105, 115, 125, 135, 145	115	50-60	500	KB	7"	4"	5"	12.5	**26.50**
P-6231	170, 180, 190, 200, 210, 220, 230, 240, 250	230	50-60	500	KB	7"	4"	5"	12.5	**28.75**
P-6230	65, 75, 85, 95, 105, 115, 125, 135, 145	115	50-60	1000	KB	10"	7"	7"	27.	**82.75**
P-6230C	170, 180, 190, 200, 210, 220, 230, 240, 250	220	50-60	1000	KB	10"	7"	7"	27.	**85.00**

STANCOR THE *COMPLETE* AMATEUR LINE

BUILT TO BROADCAST SPECIFICATIONS

"THOROBREDS"



Type PE

Thorobreds are **new—modern—appealing—safe**! Transformers have finally "come of age" and all because transformer users have demanded it! Thorobreds have new exclusive features—greater eye appeal—finer construction. The only transformer of its kind—anywhere.

Progress has brought about this change—present day transformers, like the steam locomotive, have done, and still continue to do the job—but—advancement in both cases necessitated **drastic new designs** to incorporate **all necessary features** to completely modernize. The railroads adopted streamline trains—transformer users—Stancor Thorobreds. Both are going places! Both are the last word in trim, clean-cut, ultra-modern design.

With the use of ever-increasing high potentials in amateur and commercial applications, attendant hazards have been created by open type high voltage terminals. This danger has been eliminated in this totally different transformer. All terminals are covered—yet visible.

Compound sealed coils . . . rigidity and a new type mounting were necessary—they, too, have been added to Thorobreds. In fact, **they have everything**! Be up-to-date—have a professional looking transmitter. Modernize—with STANCOR THOROBREDS!

"THOROBRED" PLATE TRANSFORMERS

Stancor Number	Sec. A.C. Load Volts	D.C. Volts After Filter	Current in Ma.	Primary Voltage	Primary V.A.	Type Mounting	Dimensions H	Dimensions W	Dimensions D	Weight in Carton	List Price
P-8000	950-0-950 770-0-770 670-0-670 550-0-550	750 600 500 400	200	115	225	PE	6¼"	8¾"	6"	20	**$17.35**
P-8001	1220-0-1220 900-0-900 770-0-770 575-0-575	1000 750 600 450	300	115	450	PE	7¼"	8"	6⅝"	40	**28.25**
P-8002	1520-0-1520 1150-0-1150	1250 1000	300	115 230	600	PE	7¼"	8"	7⅜"	45	**35.00**
P-8003	1440-0-1440 1150-0-1150	1250 1000	500	115 230	930	PE	7¼"	8"	7⅜"	65	**53.50**
P-8004	1650-0-1650 1340-0-1340	1500 1250	350	115 230	800	PE	7¼"	8"	7⅛"	50	**38.50**
P-8005	2430-0-2430 1820-0-1820	2000 1750	500	115 230	1500	PE	7¼"	12⅜"	8⅞"	85	**71.50**
P-8006	2430-0-2430 2120-0-2120	2000 1750	300	115 230	900	PE	7¼"	8"	7⅞"	60	**49.50**
P-8007	3260-0-3260 3020-0-3020	3000 2500	500	115 230	2250	PE	7¼"	12⅜"	10⅜"	110	**94.50**

"THOROBRED" SWINGING CHOKES

Stancor Number	Henries Inductance	Current Ma.	D.C. Ohms Resistance	Volts Insulation	Type Mounting	Dimensions H	Dimensions W	Dimensions D	Weight in Carton	List Price
C-2310	8-30	200	100	3,000	PE	3⅜"	4"	3⅜"	5.5	**$9.40**
C-2311	8-25	300	80	5,000	PE	4½"	5⅝"	4⅝"	15	**11.95**
C-2312	5-25	400	60	5,000	PE	4½"	5⅝"	5⅝"	25	**13.85**
C-2313	5-20	500	65	5,000	PE	6¼"	8⅜"	6"	30	**22.70**

"THOROBRED" FILTER CHOKES

Stancor Number	Henries Inductance	Current Ma.	D.C. Ohms Resistance	Volts Insulation	Type Mounting	Dimensions H	Dimensions W	Dimensions D	Weight in Carton	List Price
C-2320	15	200	100	3,000	PE	3⅜"	4"	3⅜"	5.5	**$9.40**
C-2321	12	300	80	5,000	PE	4½"	5⅝"	4⅝"	15	**11.95**
C-2322	10	400	60	5,000	PE	4½"	5⅝"	5⅝"	25	**13.85**
C-2323	8	500	65	5,000	PE	6¼"	8⅜"	6"	30	**22.70**

"THOROBRED" BIAS TRANSFORMERS

Stancor Number	D.C. Output Volts	D.C. Output Ma.	Filament Volts	Filament Amps.	Primary Volts	Type Mounting	Dimensions H	Dimensions W	Dimensions D	Weight in Carton	List Price
P-8015	90-120-170-200	200	5	3	115	PCD	3⅜"	4"	4¼"	7.0	**$11.35**
P-8016	250-350-400-450	200	5	3	115	PCD	4½"	5⅝"	4⅝"	9.0	**14.85**

Note: Mounting type PCD similar to PE except for additional leads through bottom.
Above transformers, unless otherwise specified, are all for 110-115 volt, 50-60 cycle operation.
Other voltage and frequency combinations available on special order. Write for quotations.

"THOROBRED" AUDIO TRANSFORMERS

CHECK THESE FEATURES

1. **Fully Protected . . . Visible Terminals** prevent high voltage hazards.
2. Extra heavy porcelain insulators.
3. Advantageously located terminal arrangement—(permits bottom, side or end connections).
4. Stancor impregnation plus special compound filling assures a greater margin of overall safety.
5. Ultra-modern in design. Lends professional appearance to any equipment.
6. Rigidly constructed cast-iron cases.
7. Grey crackle finish . . . neatly appointed.
8. New rugged type mounting can be bolted to chassis.
9. Stancor high quality material and workmanship throughout.
10. Attractively priced.



Type PE

"THOROBRED" DRIVER TRANSFORMERS (POLY-PEDANCE)

Stancor Number	Capacity in Watts	Pri. Ma. Per Side	Ratio Primary to ½ Secondary	Type Mounting	Dimensions H	Dimensions W	Dimensions D	Weight in Carton	List Price
A-8500	15	60	1.25:1, 1.4:1, 1.6:1, 1.8:1, 2:1, 2.2:1, 2.4:1	PCD	3⅜"	4"	3¾"	5.0	**$ 9.80**
A-8501	15	60	2.6:1, 3:1, 3.2:1, 3.4:1, 4:1, 4.5:1, 5:1	PCD	3⅜"	4"	3¼"	4.5	**9.40**
A-8502	30	120	1.25:1, 1.5:1, 1.75:1, 2:1, 2.25:1, 3.2:1	PCD	3⅜"	4"	3¾"	6.2	**13.50**
A-8503*	30	100	1.5:1, 2:1, 2.5:1, 3:1, 3.5:1	PCD	3⅜"	4"	3¾"	6.2	**13.55**

*6L6' s with 16% inverse feed back.

"THOROBRED" LINE DRIVER TRANSFORMERS (POLY-PEDANCE)

Stancor Number	Capacity in Watts	Ratio Primary to ½ Secondary	Type Mounting	Dimensions H	Dimensions W	Dimensions D	Weight in Carton	List Price
A-8504	15	1:0.75, 1:0.85, 1:1, 1:1.25, 1:1.45, 1:1.75, 1:2, 1:2.25, 1:2.5, 1:2.75, 1:3.15	PCD	3⅜"	4"	3½"	5.0	**$ 9.40**
A-8505	30	1:0.75, 1:0.85, 1:1, 1:1.25, 1:1.45, 1:1.75, 1:2, 1:2.25, 1:2.5, 1:2.75, 1:3.15	PCD	3⅜"	4"	3½"	6.0	**11.95**

"THOROBRED" MODULATION TRANSFORMERS (POLY-PEDANCE)

Stancor Number	Capacity in Watts	Pri. Ma. Per Side	Secondary Ma. Series	Secondary Ma. Parallel	Type Mounting	Dimensions H	Dimensions W	Dimensions D	Weight in Carton	List Price
A-8000	15	45	45	90	PE	3⅜"	4"	3⅜"	3.5	**$7.50**
A-8001	30	80	80	160	PE	3⅜"	4"	3⅞"	9.0	**10.75**
A-8002	60	125	125	250	PE	4½"	5⅝"	4⅝"	10	**14.80**
A-8003	125	200	150	300	PE	4½"	5⅝"	5⅛"	22	**23.30**
A-8004	300	260	260	520	PE	6¼"	5⅝"	5⅜"	50	**44.25**
A-8005	600	350	350	700	PE	7¼"	12⅜"	8¼"	95	**84.40**

"THOROBRED" FILAMENT TRANSFORMERS (POLY-AMP)

Stancor Number	Secondary Volts	Secondary Amps.	Primary Volts	Primary V.A.	Volts Ins.	Type Mounting	Dimensions H	Dimensions W	Dimensions D	Weight in Carton	List Price
P-8021	2.5 C.T. 2.5 C.T. 2.5 2.5	4 4 4 4	105 115	50	2,500	PE	3¾"	4"	3⅜"	5.5	**$9.75**
P-8022	2.5 C.T. 2.5 C.T. 2.5 2.5	8 8 8 8	105 115	95	2,500	PE	4½"	5⅝"	4⅞"	10	**12.60**
P-8023	2.5 C.T.	10	105 115	30	10,000	PE	3⅜"	4"	3¼"	5.0	**10.00**

Note: Mounting type PCD similar to PE except for additional leads through bottom.
Filament transformers listed above are for 105-115 volt, 50-60 cycle operation.
Other voltage and frequency combinations available on special order. Write for quotations.

"HI-FI" TRANSFORMERS
(HIGH FIDELITY)

HIGH FIDELITY COMPONENTS

Noted for their generous design, fine quality of workmanship and many excellent features, this group of transformers is recommended to those engineers who demand and use only the best. Three mounting types are listed, each with individual characteristics. Units mounted in the W-1 and W-2 cast cases feature reversible mounting, high permeability laminations and special coil construction. They have an extended frequency response uniform from 60 to 12,000 C. P. S. All W-2 type units have hum-bucking construction in addition to all of these features.

Units mounted in T-1 cases are "Tiny-Trans," especially designed to fill the need for midget lightweight components. The types rated to carry D.C. in any of their windings are for frequencies from 150 to 5,500 C. P. S. Those not carrying D.C. have the same frequency response as the W-1 and W-2 units. All T-1 units need only one 13/8" diameter hole to mount above or below chassis with two small screws.

Every high fidelity component receives the famous STANCOR vacuum impregnation and is then hermetically sealed with a high melting point compound to make it impervious to extreme moisture and humid conditions.

Specific data or curves will be furnished on any of these units upon request.



HIGH FIDELITY TRANSFORMERS

TINY-TRANS

DIMENSIONS	H	W	L	Mtg. Centers	Weight Lbs.
W-1 Case	2½"	1 13/16"	2"	1½" x 1⅜"	1.2
W-2 Case	3½"	2¾"	3 1/16"	2 5/16" x 2"	4.3
T-1 Case	1⅜" Dia. x 1¼" High overall				4 oz.

INTERSTAGE TRANSFORMERS

Stancor Number	Application From	Application To	Ohms Impedance Primary	Ohms Impedance Sec.	Primary Ma. Max. D.C. Per Side	Primary Ma. Un-bal.	Overall Turns Ratio	Max. D.B. Level	Case Type	List Price
A-8520	Single Plate	Single Grid	10,000, 15,000	60,000	0	0.0	1:2	0	T-1	$10.00
A-8523	Single Plate	Single Grid	10,000, 15,000	60,000	2	2.0	1:2	0	T-1	10.00
A-8528	Single Plate	Single Grid	10,000, 15,000	1,000,000	0	0.0	1:26	0	T-1	12.60
A-8521	Single Plate	Single Grid	10,000 or 15,000	60,000	0	0.0	1:2	+10	W-1	10.00
A-8522	Single Plate	Single Grid	10,000 or 15,000	60,000	0	0.0	1:2	+15	W-2	22.75
A-8524	Single Plate	Push-Pull Grids	10,000, 15,000	95,000	0	0.0	1:2.52	0	T-1	11.35
A-8527	Single Plate	Push-Pull Grids	10,000, 15,000	95,000	2	2.0	1:2.52	0	T-1	11.35
A-8525	Single Plate	Push-Pull Grids	10,000 or 15,000	80,000 Overall	0	0.0	1:2.3	+10	W-1	11.35
A-8526	Single Plate	Push-Pull Grids	10,000	100,000 Overall	0	0.0	1:3.15	+15	W-2	22.75

MICROPHONE PICKUP AND LINE TRANSFORMERS

Stancor Number	Application From	Application To	Ohms Impedance Primary	Ohms Impedance Secondary	Max. D.B. Level	Pri. D.C. Ma. Max. Per Side	Pri. D.C. Ma. Un-bal.	Case Type	List Price
A-8510	Micro., Pickup or Line	Single Grid	50, 200, 500	60,000	0	25	0.5	T-1	$12.60
A-8511	Mixer, Pickup or Line	Single Grid	50, 125, 200, 250, 333, 500	50,000	+10	75	0.5	W-1	12.60
A-8513	Mixer, Pickup or Line	Single Grid	2.5, 5.5, 10, 15, 22, 30, 40, 60	50,000	+10	75	0.5	W-1	12.60
A-8514	Micro., Pickup or Line	Push-Pull Grids	50, 200, 500	80,000	0	25	0.5	T-1	12.60
A-8515	Micro. Pickup, or Line	Push-Pull Grids	50, 125, 200, 250, 333, 500	80,000 Overall in Two Sections	+10	75	0.5	W-1	12.60
A-8512	Balanced Line	Single Grid	50, 200*, 125, 500*	18,750, 75,000*	+15	100	0.5	W-2	22.75
A-8516	Balanced Line	Push-Pull Grids	50, 200* 125, 500*	25,000 100,000*	+15	100	0.5	W-2	23.95
A-8518	Dynamic Micro.	1 or 2 Grids	30	50,000 Overall (2 Sec.)	+10	0	0.0	W-1	12.60
A-8519	D.B. Microphone or Line	Single Grid	200	500,000	0	10	10.0	T-1	12.60
A-8014	Single Plate	Line	10,000, 15,000	50, 200, 500	2	2.0	0.0	T-1	12.60
A-8017	Single Plate	Line	10,000, 15,000	50, 200, 500	0	0	0.0	T-1	12.60
A-8010	Velocity Microphone	Line	0.2	200, 500	0	0	0.0	T-1	11.35
A-8011	Dynamic Microphone	Line	7.5, 30	200, 500	0	0	0.0	T-1	11.35

*Balanced Center-Tap.

OUTPUT TO LINE OR VOICE COIL TRANSFORMERS

A-8012	Crystal Microphone	Multiple Line	100,000	50, 125, 200, 250,333,500	+10	0	0.0	W-1	$12.60
A-8015	Single Plate (6C5, etc.)	Multiple Line— No D.C. in Pri.	10,000 or 15,000	50, 125, 200, 250,333,500	+10	0	0.0	W-1	12.60
A-8016	Single Plate (6C5, etc.)	Multiple Line D.C. in Primary	10,000 or 15,000	50, 125, 200, 250,333,500	+10	B	0.B	W-1	12.60
A-8018	Single Triode	Multiple Line	10,000 or 15,000	50, 200*, 125, 500*	+15	B	0.B	W-2	22.75
A-8020	Single or Push-Pull Triodes	Multiple Line	7,500 30,000	50, 200* 125, 500*	+20	10	0.5	W-2	22.75
A-8021	Push-Pull Low Level Plates	Multiple Line	10,000 Ea. Half 15,000	50, 125, 200, 250,333,500	+10	B	0.0	W-1	12.60
A-8022	Single Plate (6G6-G, etc.)	Voice Coil	10,000 or 15,000	1.5, 2, 4, 6, 8, 16	+15	10	10.0	W-1	12.60

LINE TO LINE (MIXING) TRANSFORMERS

A-8533	Microphone or Line	Line	50, 125, 200, 500	50, 125, 200, 500	0	20	0.5	T-1	$11.35
A-8534	Mixing, Microphone, Pickup, or Line	Multiple Line	50, 125, 200, 250, 333, 500	50, 125, 200, 250, 333, 500	+10	75	0.5	W-1	12.60
A-8535	Multiple Line	Multiple Line	50, 200*, 125, 500*	50, 200*, 125, 500*	+15	100	0.5	W-2	22.75

FILAMENT TRANSFORMERS

TYPE "C"

TYPE "E"

TYPE "N"

TYPE "FA"

TYPE "B"

TYPE "D"

SINGLE SECONDARY

All secondary windings are center tapped except those marked with asterisk (*).

Stancor Number	Primary Voltage	Secondary C. T. Volts	Secondary C. T. Amperes	Type Mounting	Mounting Dimensions H	Mounting Dimensions W	Mounting Dimensions D	Insulation in Volts	Weight in Carton	List Price
P-4026	115	2.5	1.5	A	1 9/16"	1 5/16"	2 3/16"	2,500	0.5	$1.70
P-4082	105-115	2.5	2.5	E	2 3/8"	2 5/8"	2 1/8"	2,500	1.4	2.90
P-6133	115	2.5	5	S	2 11/16"	2 1/2"	2 3/4"	7,500	2.7	2.40
P-6140	115	2.5	5.25	N	2 11/16"	2 1/2"	2 3/4"	2,500	1.6	2.50
P-4083	105-115	2.5	6	C	3 1/8"	2 5/8"	2 3/8"	2,500	2.2	3.80
P-3024	105-115	2.5	10	C	3 1/8"	2 5/8"	2 5/8"	2,500	2.7	4.75
P-3060	115	2.5	10	B	3 1/2"	2 13/16"	2 1/2"	10,000	3.0	4.10
P-3025	105-115	2.5	10	FA	5"	4 1/4"	8 1/4"	10,000	5.3	9.60
P-3026	105-115	5	3	C	3 1/8"	2 5/8"	2 5/8"	2,500	2.5	3.80
P-4088	115	5	3	B	3 1/8"	2 1/2"	2 1/8"	2,500	2.0	2.80
P-3062	115	5	6	B	3 1/8"	2 1/2"	2 3/4"	2,500	2.5	3.50
P-5000	105-115	5	6	C	3 1/8"	2 5/8"	2 7/8"	2,500	3.2	4.40
P-6135	115	5	10	N	3 1/8"	2 5/8"	3 1/4"	2,500	3.1	4.40
P-4086	105-115	5	14	FA	5"	4 1/4"	8 1/4"	10,000	9.4	10.75
P-6302	105-115	5	22	FA	5"	4 1/4"	8 1/4"	10,000	12.0	12.50
P-6136	115	5.25	4	N	2 11/16"	2 1/2"	2 3/4"	2,500	2.3	2.80
P-6137	115	5.25	13	N	3 7/8"	3 1/4"	3 5/8"	2,500	4.2	5.45
P-5011	105-115	5.25	13	C	3 7/8"	3 1/4"	3 5/8"	2,500	5.8	6.60
P-6134	115	6.3	1.2	A	1 5/8"	2 13/16"	1 1/2"	2,500	0.6	1.70
P-5014	115	6.3	3	B	3 1/8"	2 1/2"	2 1/4"	2,500	2.0	2.95
P-4019	105-115	6.3	4	C	3 1/8"	2 5/8"	2 5/8"	2,500	2.8	4.40
P-3064	115	6.3	6	B	3 1/8"	2 1/2"	2 3/4"	2,500	2.4	3.50
P-4089	105-115	6.3	6	C	3 5/8"	2 15/16"	3 1/8"	2,500	3.7	4.75
P-6308	115	6.3	10	N	3 1/2"	2 13/16"	3 1/8"	2,500	4.0	4.60
P-6309	115	6.3	20	N	4 5/8"	3 7/8"	3 7/8"	2,500	7.5	9.40
P-5015	115	7.5	4	B	3 1/8"	2 1/2"	2 1/2"	2,500	2.5	3.00
P-4091	105-115	7.5	5	C	3 5/8"	2 13/16"	2 7/8"	2,500	4.0	5.00
P-6138	115	7.5	8	N	3 3/4"	3 1/8"	3 1/2"	2,500	4.1	4.75
P-4092	105-115	7.5	8	C	3 7/8"	3 1/4"	3 5/8"	2,500	5.6	6.00
P-4094	105-115	7.5	15	FA	5"	4 1/4"	8 1/4"	5,000	7.8	11.40
P-4093	105-115	7.5	24	FA	5"	4 1/4"	8 1/4"	5,000	15.8	16.75
P-5016	115	10	4	B	3 1/2"	3"	2 7/8"	2,500	3.0	3.80
P-4096	105-115	10	5	C	3 7/8"	3 1/4"	3 3/8"	2,500	4.6	5.65
P-6139	115	10	8	N	3 7/8"	3 1/4"	3 1/2"	2,500	4.1	5.00
P-4097	105-115	10	8	C	3 7/8"	3 1/4"	3 5/8"	2,500	5.8	6.30
P-5002	105-115	10	12	FA	5"	4 1/4"	8 1/4"	7,500	11.6	11.35
P-3020	105-115	11	10	C	4 5/8"	3 7/8"	3 7/8"	2,500	7.8	9.10
P-6164	115	*6.3,5,2.5	2.5	B	2 5/8"	2 1/4"	2 3/8"	2,500	1.8	2.80

MULTIPLE SECONDARY

P-5012	105-115	2.5 C.T. 5.0 C.T.	10.0 3.0	FA	5"	4 1/4"	8 1/4"	10,000	7.5	$11.95
P-3061	115	2.5 C.T. 7.5 C.T.	5.0 4.0	B	3 1/2"	2 7/8"	3"	2,000	3.5	4.20
P-6324	105-115	5.0 C.T. 2.5 C.T.	3.0 6.0	C	3 7/8"	3 1/4"	3 3/8"	2,500	5.0	6.00
P-5009	105-115	5.0 C.T. 6.3 C.T.	3.0 6.0	C	3 7/8"	3 1/4"	3 3/8"	2,500	4.7	6.00
P-5008	105-115	5.0 C.T. 6.3 C.T.	4.0 3.6	C	3 1/2"	2 15/16"	3 1/4"	2,500	4.0	5.65
P-4022	105-115	5.0 C.T. 6.3 C.T.	6.0 6.0	C	3 7/8"	3 1/4"	3 5/8"	2,500	5.0	6.30
P-4090	115	6.3 C.T. 7.5 C.T.	3.0 4.0	B	3 1/2"	2 7/8"	3"	2,500	3.7	4.20
P-6144	115	2.5 C.T. 5.0 C.T. 6.3 C.T.	3.5 3.0 3.0	C	3 1/2"	3 1/4"	3"	2,500	4.0	6.30
P-4084	105-115	5.0 C.T. 6.3 C.T. 7.5 C.T.	3.0 3.6 3.25	C	3 7/8"	3 1/4"	3 5/8"	2,500	5.6	7.20
P-6310	105-115	2.5 2.5 *2.5 *2.5	4.0 4.0 4.0 4.0	C	3 1/2"	2 15/16"	3 1/8"	2,500	3.7	7.50
P-6333	115	7.5, 6.3 C.T. *5.0 *5.0 *6.3	3.0 3.0 3.0 4.0	B	2 7/8"	3 5/8"	2 3/4"	2,500	4.6	5.45
P-6338	115	*6.3 *2.5 *5.0 5.0	3.0 3.0 3.0 2.0	C	3 1/2"	2 7/8"	3 1/8"	2,500	4.0	5.35

*Windings not center tapped.
Other voltage and frequency combinations available on special order. Write for quotations.

PLATE TRANSFORMERS -- CHOKES

PLATE TRANSFORMERS

Rated to supply maximum rated current under continuous operation. D.C. voltages listed are those obtained at maximum rated current drain, after allowance for voltage drop in the rectifier and two section filter.

Stancor Number	Primary Voltage	D.C. Voltage After Filter	Taps	Current in Ma.	Type Mounting	Mounting Dimensions H	W	D	Weight in Carton	List Price
P-5060	115	400	....	250	H	4⅝"	3¾"	3¾"	9.2	$8.80
P-6337	115	400	....	250	C	4⅝"	3⅞"	4"	9.5	9.75
P-4024	105-115	400	40	300	C	4⅝"	3⅞"	4⅞"	12.3	11.95
P-3010	105-115	500	400	175	C	4⅝"	3⅞"	3⅝"	7.3	10.00
P-6321	115	500	400-30	250	C	4⅝"	3⅞"	3¾"	8.0	9.40
P-3699	115	600	....	200	H	4⅝"	3¾"	4⅛"	9.4	9.40
P-6334	115	600	400	300	G	4⅝"	3⅜"	5½"	15.5	15.00
P-3535	115	750	600-400	300	H	4⅝"	3¾"	5½"	15.5	13.85
P-6323	115	750	600-400	300	C	4⅝"	3⅞"	5⅝"	15.5	15.00
P-5050	105-115	750	600	250	C	4⅝"	3⅞"	5⅛"	15.0	13.75
P-6322*	115	1000	400	130-150	C	4⅝"	3⅞"	5⅛"	14.0	13.25
P-6325*	115	1000	400	130-150	G	4⅝"	3⅝"	5½"	14.0	12.50
P-4030	115	1000	750	250	D	4⅝"	3⅞"	5⅞"	17.2	15.75
P-3012	105-115	1000	750	400	F	7"	6⅛"	6⅞"	31.5	26.50
P-6152	115	1250	1000	300	F	7"	7⅛"	6½"	26.0	24.50
P-6153	115	1250	1000	500	F	7"	7⅛"	7¼"	36.0	32.00
P-5053	115-230	1500	1250	300	F	7"	7⅛"	6⅝"	30.0	27.00
P-6157	115	1500	1250	500	F	7"	7⅛"	7½"	43.0	41.00
P-6156	115	1750	1500	300	F	7"	7⅛"	6⅞"	31.0	29.50
P-6159	115	1750	1500	500	F	11"	7⅛"	6¼"	52.0	52.25
P-6154	115	2000	1750	300	F	7"	7⅛"	7"	31.5	31.00
P-6162	115-230	2000	1750	500	F	11"	7⅛"	6¾"	57.0	59.75
P-6155	115	2500	2000	300	F	7"	7⅛"	7⅝"	43.0	41.00
P-6163	115-230	2500	2000	500	F	11"	7⅛"	7½"	60.0	72.50
P-6150	115-230	3000	....	375	F	11"	7⅛"	8"	55.0	66.50

*Secondary with taps suitable for dual rectifier supply. Each output available at rated current.
†Designed to deliver rated voltages when used with condenser input filter.
Note: Transformers with more than one high voltage output have secondary with taps suitable for dual rectifier supply. Total current should not exceed rating.

BIAS TRANSFORMERS

Stancor No.	D.C. Output Volts	Ma.	Filament Volts	Amps.	Primary Volts	Mounting Type	Dimensions H	W	D	Weight in Carton	List Price
P-6317	90-130-170-200	200	5	3	115	CD	3⅞"	3¼"	3¾"	4.9	$9.60
P-6318	250-350-400-450	200	5	3	115	CD	4¼"	3 9/16"	4¼"	7.0	10.80

Above plate and bias transformers are for listed voltage 50-60 cycle operation.
Other voltage and frequency combinations available on special order. Write for quotations.

CHOKES — SWINGING

Stancor Number	Inductance in Henries	Maximum Current in Ma.	D.C. Resistance in Ohms	Volts Insulation	Type Mounting	Mounting Dimensions H	W	D	Weight in Carton	List Price
C-1718	8-30	150	130	2000	C	3⅛"	2½"	2½"	2.5	$4.10
C-1400	8-40	175	100	3000	C	3⅛"	2½"	2½"	2.7	3.80
C-1719	5-25	200	120	3000	N	3¾"	3⅛"	3¼"	5.0	5.00
C-1401	8-30	200	80	3000	C	3½"	2 13/16"	3⅛"	3.5	4.70
C-1645	8-35	200	85	5000	C	3⅞"	3¼"	3⅜"	4.7	5.25
C-1702	8-30	250	60	3000	B	3½"	2 13/16"	3"	3.9	5.00
C-1402	8-30	250	60	3000	C	3⅝"	2 13/16"	3 1/16"	4.6	5.50
C-1720	5-25	300	80	3000	N	4½"	3¾"	3½"	8.5	6.30
C-2307	5-25	300	80	3000	C	4⅝"	3⅞"	3⅞"	9.0	8.15
C-1403	8-25	300	80	5000	D	4⅝"	3⅞"	3⅞"	8.4	8.65
C-1404	5-25	400	60	5000	D	4⅝"	3⅞"	4⅞"	12.3	11.35
C-1405	5-20	500	65	5000	F	8 5/16"	6"	5¾"	17.0	18.90

CHOKES — FILTER

C-1420	30	80	350	2000	C	3⅛"	2½"	2½"	2.6	$3.10
C-1421	25	140	160	3000	C	3⅛"	2½"	2½"	2.7	3.80
C-1410	20	175	100	3000	C	3⅛"	2½"	2½"	2.7	3.60
C-1721	15	200	120	3000	N	3¾"	3⅛"	3¼"	4.5	4.80
C-1411	15	200	80	3000	C	3⅝"	2 13/16"	3¼"	4.0	4.70
C-1646	20	200	70	5000	C	3⅞"	3¼"	3⅜"	4.7	5.25
C-1703	15	250	60	3000	B	3½"	2 13/16"	3½"	3.9	5.00
C-1412	15	250	60	3000	C	3⅝"	2 13/16"	3¼"	4.8	5.50
C-1722	13	300	80	3000	N	4½"	3¾"	3½"	8.5	6.30
C-2308	13	300	80	3000	C	4⅝"	3⅞"	3⅞"	9.0	8.15
C-1413	12	300	80	5000	D	4⅝"	3⅞"	3⅞"	8.5	8.65
C-1414	10	400	60	5000	D	4⅝"	3⅞"	4⅞"	13.5	11.35
C-1415	8	500	65	5000	F	8 5/16"	6"	5¾"	17.0	18.90

TYPE "H"

TYPE "C"

TYPE "F"

TYPE "D"

TYPE "N"

TYPE "B"

DRIVER TRANSFORMERS

TYPE "A"

TYPE "E"

TYPE "C"

TYPE "CD"

TYPE "J"

TYPE "S"

POLY-PEDANCE DRIVER TRANSFORMERS

These most versatile Poly-Pedance transformers are tapped to give many usable ratios as Class B drivers. Ratio chart and instructions furnished with each unit.

Stancor No.	Capacity in Watts	Primary Ma. Per Side	Ratio Primary to ½ Secondary	Type Mounting	Dimensions H	Dimensions W	Dimensions D	Weight in Carton	List Price
A-4761	15	60	1.25:1, 1.4:1, 1.6:1, 1.8:1, 2:1, 2.2:1, 2.4:1	CD	3 1/8"	2 5/8"	3 3/4"	3.0	**$8.15**
A-4762	15	60	2.6:1, 3:1, 3.2:1, 3.4:1, 4:1, 4.5:1, 5:1	CD	3 1/8"	2 5/8"	3 1/4"	2.8	**8.15**
A-4763	30	120	1.25:1, 1.5:1, 1.75:1, 2:1, 2.25:1, 3.2:1	CD	3 1/2"	3"	4"	4.3	**10.00**
A-4764*	30	120	1.5:1, 2:1, 2.5:1, 3:1, 3.5:1	CD	3 1/2"	3"	4"	4.3	**10.00**

*P.P. 6L6's with 16% inverse feed back.

POLY-PEDANCE LINE DRIVER TRANSFORMERS

Stancor No.	Capacity in Watts	Ratio Primary to ½ Secondary	Dimensions H	Dimensions W	Dimensions D	Type Mounting	Weight in Carton	List Price
A-4765	15	1:0.75, 1:0.85, 1:1, 1:1.25, 1:1.45, 1:1.75, 1:2, 1:2.25, 1:2.5, 1:2.75, 1:3.15	3 1/8"	2 5/8"	3 1/2"	CD	3.0	**$7.50**
A-4766	30	1:0.75, 1:0.85, 1:1, 1:1.25, 1:1.45, 1:1.75, 1:2, 1:2.25, 1:2.5, 1:2.75, 1:3.15	3 1/2"	3"	3 3/4"	CD	4.0	**8.80**

DRIVER TRANSFORMERS

Stancor Number	From	To	Class	Impedance Pri.	Impedance ½ Sec.	Ratio Pri. to ½ Sec.	D.C. Pri Ma.	Type Mounting	Mounting Dimensions H	Mounting Dimensions W	Mounting Dimensions D	Weight in Carton	List Price
A-4752†	P.P. or 1-45, 6F6, 2A5, 42, 6K6, 6N7, 6C5	P.P. 6K6, 2A5, 42, 6F6, 6L6, 6V6, 6Y6, 6Z7	AB	10,000	10,000 4,400 2,500	1:1 1.5:1 2:1	35	S	2 1/4"	2 7/8"	1 7/8"	1.5	**$2.50**
A-4405	1-45, 6F6, 42, 2A5, 6K6, 41	P.P. 42, 89, 2A5, 6F6, 6V6, 6Z7	B	10,000	6,400	1.24:1	40	C	3 1/8"	2 5/8"	2 5/8"	2.7	**4.75**
A-4406	P.P. 2A3, 6A3, 45	P.P. 50T, 154, 203A, HF100, HF200, 825	B	18,500	6,250	1.71:1	95	C	3 1/8"	2 5/8"	2 5/8"	2.6	**5.25**
A-4721	1-2A3, 6A3, 45, 46, 59, 42, 6F6, 2A5, 89, 53, 6A6, 6N7, 6C5, 37, 30 1H4	1-1J6, 19, 79 6Z7, 53, 6N7 P.P. 42, 45, 6F6 46, 49, 2A5 59, 89, 6K6 TZ20	B	10,000 22,500	2,500	2:1 3:1	30	E	2 3/8"	2 3/4"	2 1/8"	1.5	**3.60**
A-4404	P.P. 2A3, 6A3, 45, 6L6, 6V6, 6F6, 50, 42, 59 P.P. Par. 2A3 6A3, 6L6	P.P. 849 P.P. 800, 830B 203, 10, RK18, RK58, HF100, T20, TZ40, 811 P.P. 154, 812, 203A, 838, 211, 203Z, RK38, HF100, 100TL, HF200, 822, HD203A, 354, 150T	A B	14,000	3,500	2:1	90	C	3 1/2"	2 15/16"	3 1/8"	3.7	**5.25**
A-4292	1-6C5, 6J5, 30, 1H4, 49	1-1J6, 19, 79 6Z7 P.P. 30, 1H4, 49	B	10,000	1,600	2.5:1	10	A	1 5/8"	2 15/16"	1 1/2"	0.7	**1.85**
A-4208‡	P.P. 6C5, 6J5, 6N7, 6L5, 56, 27, 76, 55, 85, 6R7	P.P. 2A3, 2A5, 6A3, 6F6, 6L6, 6V6, 42, 45, 50, 59, 89	AB	25,000	3,200	2.79:1	15	C	3 1/8"	2 5/8"	2 5/8"	2.5	**4.30**
A-4210	1-2A3, 6A3 45,46,59,2A5, 6F6, 42, 89, 6C5, 6N7, 76	P.P. 2A3, 6A3 46, 59 P.P. 2A5, 42, 45, 6F6, 6L6, 807	B AB	22,500	2,500	3:1	40	C	3 1/8"	2 5/8"	2 5/8"	2.6	**4.10**
A-4701‡	P.P. 46, 89, 6C5, 6J5, 56, 37, 27, 76	P.P. 6L6, 6V6, 6Y6, 42, 6F6, 45, 2A3, 6A3	AB1	20,000	2,200	3.1:1	25	C	3 1/8"	2 5/8"	2 5/8"	2.7	**4.40**
A-4212	P.P. 2A3, 6A3, 45, 6L6	P.P. 801, 830B 35T, 808, 838, RK52, Z120, RK57, HY40Z, 805, 828, 756, 100TL, 100TH, TZ20, TZ40 P.P. Par. 46, 59 P.P. 807	B AB	25,600	2,500	3.2:1	50	C	3 1/8"	2 5/8"	2 5/8"	2.6	**4.40**
A-4216	1-53, 6A6, 6N7, 79, 6E6 2-53, 6A6, 6N7	1-53, 6A6, 6N7 6E6, 6N6, 89 2-53, 6A6, 6N7	B	25,000	1,000	5:1	15	E	2 3/8"	2 5/8"	2 1/8"	1.5	**3.50**
A-4416‡	P.P. 2A3, 45, 46, 59, 6F6 2-53, 6A6, 6N7	P.P. 6L6, 6V6, P.P. Par. 46, 59 2-53, 6A6, 6N7	AB2 B	30,000	1,200	5:1	40	C	3 1/8"	2 5/8"	2 5/8"	2.7	**4.75**
A-4702‡	1-2A3, 45, 46, 89, 2A5, 6F6, 42	P.P. 6L6, 6V6, 6F6, 45 P.P. Par. 6L6	AB2 AB1	50,000	2,000	5:1	80	C	3 1/8"	2 5/8"	2 5/8"	2.7	**4.15**
A-4703‡	P.P. 2A3, 45, 46, 6L6, 89, 6F6, 2A5, 42	P.P. 807, HY61 P.P. Par. 6L6	AB2	10,000	325	5.6:1	95	C	3 1/2"	2 15/16"	3 1/8"	3.8	**5.35**

†P.P. primary ratio is 2:1. ‡Split Secondary.

MODULATION TRANSFORMERS

POLY-PEDANCE MODULATION TRANSFORMERS

These most versatile Poly-Pedance transformers are tapped to give wide range of impedances for correctly matching every type of load. Impedance chart and instructions furnished with each unit.

Stancor No.	Max. Aud. Watts	Pri. Ma. Per Side	Secondary Ma. Series	Secondary Ma. Parallel	Type Mtg.	Dimensions H	Dimensions W	Dimensions D	Wt. in Carton	List Price
A-3891	15	45	45	90	D	3 1/8"	2 5/8"	3 1/8"	2.5	**$6.95**
A-3892	30	80	80	160	D	3 7/8"	3 1/4"	4 3/8"	6.0	**8.50**
A-3893	60	125	125	250	D	3 7/8"	3 1/4"	4 7/8"	7.3	**10.00**
A-3894	125	150	150	300	D	4 5/8"	3 7/8"	5 1/2"	12.0	**13.20**
A-3895	300	260	260	520	FS	7"	6 1/4"	6 3/4"	35.0	**41.50**
A-3896	600	350	350	700	FS	11"	7 1/2"	10"	75.0	**85.00**

PLATE MODULATION TRANSFORMERS

Conservatively rated for continuous duty at maximum current and audio wattage. Well insulated against voltage breakdown. Excellent construction and impregnation assure quiet operation and long life.

Stancor No.	Output Tubes	Class	Impedance Pri.	Impedance Sec.	D.C. Pri. Ma.	D.C. Sec. Ma.	Max. Audio Watts	Type Mounting	Dimensions H	Dimensions W	Dimensions D	Weight in Carton	List Price
A-3812	1-1G6, 1J6, 19, 6E6, 6G6, 6Z7, P.P. 1H4, 30, 49, 1-1G5, 6K6, 37, 38, 41	B A	10,000	4,000	32	50	5	A	1 5/8"	2 5/16"	1 1/2"	0.7	**$1.70**
A-3871	1-6B5*, 6F6*, 6L6, 6N6*, HY69	A1	4,500	8,500	60	50	10	E	2 3/8"	2 3/4"	2 1/8"	1.8	**3.50**
A-3873	P.P. 6L6, RK56, HY60	AB1	8,500	8,000	100	100	25	C	3 1/8"	2 5/8"	3 5/8"	6.1	**6.30**
A-3845	1-6A6, 6N7, 53, 79, 6Y7 P.P. 6F6, 6V6, 2A5, 42	B AB2	10,000	3,000, 5,000 6,500, 8,000	100	100	25	C	3 1/8"	2 5/8"	2 3/4"	3.5	**4.10**
A-3835	P.P.2A3,6A3,45 6A5, 6B4, 50, P.P. 6L6	AB A1	3,000 5,000	5,350, 8,350, 10,000	80	100	25	C	3 7/8"	3 1/4"	3 5/8"	5.2	**6.30**
A-6200	1-HY69; 807	A	4,000	5,000	80	80	12	W-2	3 1/2"	2 3/4"	3 1/16"	4.3	**6.90**
A-3868	P.P. 6L6	AB1	6,600	12,000	100	70	35	C	3 1/8"	2 5/8"	3 5/8"	6.1	**6.00**
A-2906	P.P. 10, HK24, 46,59,801,1602 P.P. 6L6, 50, HY69	B AB	6,000	3,300, 4,000 5,000, 6,250	200	125	40	D	4 5/16"	3 9/16"	4"	7.0	**8.15**
A-3843	P.P. 6L6, RK56, HY60	AB1	6,600	5,000, 7,500 14,500	150	150	40	D	4 5/16"	3 9/16"	3 3/4"	7.0	**8.50**
A-3874	P.P. 6L6	AB1	6,000	500, 2,800	100	200	50	C	4 1/4"	3 1/2"	3 1/2"	6.5	**8.50**
A-3808	P.P. 6L6, 807, HY61, RK41 P.P. PAR. 6L6	AB2 AB1	3,800 3,300	4,000, 5,000 7,500, 10,000	260	170	60	D	4 5/8"	3 7/8"	3 7/8"	7.7	**9.20**
A-2907	P.P. 10, T20, TZ20, HY25, 46, 801, 825, 841	B	8,000	3,300, 5,000 6,800, 9,000 12,500	200	150	90	D	4 5/8"	3 7/8"	4 5/8"	10.2	**11.95**
A-2908	P.P. RK18, T20, TZ20, HY25, RK31, 35T, 50T, 800, 801, 830B, 1623	B	7,200 12,000	3,000, 4,500 5,350, 6,250	260	220	120	D	4 5/8"	3 7/8"	4 3/8"	10.4	**12.60**
A-3829	P.P. RK12, HY25, 35T, HY40Z, T40, TZ40, 100TL, HK354, 756, 809, 830B	B	6,900 9,000	3,300, 4,000 5,000, 6,250	250	300	175	D	4 5/8"	3 7/8"	5"	11.8	**13.60**

*Secondary winding used as primary.

CATHODE MODULATION TRANSFORMERS

Stancor No.	Impedance Pri	Impedance Sec.	D.C. Pri. Ma.	D.C. Sec. Ma.	Max. Audio Watts	Type Mounting	Dimensions H	Dimensions W	Dimensions D	Weight in Carton	List Price
A-3888	4000, 6000, C.T.	150, 250, 500, 750, 1000, 1500, 2000, 2500	50	250	25	D	3 1/8"	2 5/8"	3 1/2"	3.0	**$6.10**
A-3889	4000, 6000, C.T.	150, 250, 500, 750, 1000, 1500, 2000, 2500	125	450	60	D	3 7/8"	3 1/4"	4 1/4"	4.8	**8.50**

MODULATION TRANSFORMERS—LINE TO R. F. LOAD

Stancor No.	Ohms Impedance Primary	Ohms Impedance Secondary Load	D.C. Sec. Ma.	Max. Audio Watts	Type Mtg.	Dimensions H	Dimensions W	Dimensions D	Weight in Carton	List Price
A-3834	500, 200	4,000, 6,000, 9,500	150	30	C	4 5/16"	3 9/16"	3 3/4"	6.5	**$8.15**
A-3866	500, 200	5,000, 6,000, 7,000 8,000, 9,000, 10,000	150	30	D	4 5/16"	3 9/16"	3 3/4"	6.5	**10.00**

TYPE "D"

TYPE "FS"

TYPE "A"

TYPE "C"

TYPE "E"

TYPE "F"

EXACT DUPLICATE TRANSFORMERS

POWER DUPLICATES

Model	Manufacturer	Stancor No.	List
37, 37C, 38	ATWATER KENT	P-716	$5.65
55, 55C, (late)		P-913	9.10
60, 60C, (early)		P-1066	9.10
60, 60C (late)		P-1500	8.95
80, 83		P-1088	8.50
70, 72, 72H, 74, 76		P-1068	8.80
145, 165, (2nd), 185, 185A, 186, 325, 425, 475, 525, 665, 735, 944		P-6018	6.60
845, 976		P-6019	6.90
575F, 575Q, 575U, 585, 585Y, 585Z	BOSCH	P-6094	8.00
605, 605C, 640		P-6095	5.30
3NC8, 5NC8	BRUNSWICK	P-715	7.50
11, 12, 16, 18, 33		P-1136	7.50
AC-90, 90A, 91	CLARION	P-1166	8.50
AC-100		P-1558	5.65
AC-260		P-1494	8.75
AC-320		P-1916	5.65
40S, 41S, 42S, 82S	CROSLEY	P-1015	8.15
146, 146-1		P-1563	8.50
505, 515, 516, 525, 5515, 6516, 6516		P-5095	4.55
517, 537, 547		P-5093	5.25
1018, 1117		P-6278	7.00
206	DETROLA	P-5700	5.00
220		P-5901	4.75
31, 32, 33, 34	EVEREADY	P-1030	8.15
42, 43, 44		P-956	6.30
NR-78, NR-79, NR905, NR95	FREED-EISMANN	P-893	8.80
E61, E62, E68	GENERAL ELECTRIC	P-6097	5.35
E71, E72, E76, E79		P-6033	6.00
E91, E95, E101, E105, E106		P-6034	7.85
H31, H51, H51R, H71, H91, H91R		P-713	9.80
J125		P-6054	9.80
M51, M51A, M56, M61, M62, M66, M67, M69, M655, S22, S22A, S22X		P-6047	6.00
S42, SZ42P		P-1481	6.60
S10A	GENERAL MOTORS	P-1506	5.65
110		P-1485	6.30
GB8	GRAYBAR ELECTRIC	P-1481	6.60
GB330, 340		P-715	7.50
GB700, 770-900		P-713	9.80
660, 661, 662, 670, 671, 690, 691	GRUNOW	P-6081	8.80
B-15, B-16	KOLSTER BRANDES	P-1193	9.10
K43, K43A		P-1192	9.10
90, 91 (90B), 93 (90B), 102,-103 (100B)	MAJESTIC	P-939	8.80
59K1, 59T5	MOTOROLA	P-5979	6.00
19 (121-120), 44 (121-122), 60, 66, 89, 264, 265	PHILCO	P-5021	4.80
37-9, 37-10, (121-125), 37-650 (121-151), 37-665, 37-2650, 38-3 (121), 38-665, 38-2650 (321)		P-5040	8.80
38-12 (121), 38-15, 38-17, (121, 124)		P-5049	4.10
R7, R7A, R7LW, R9, RE16, RE16A	RCA	P-1481	6.60
32, RE45, RE52, RE75		P-717	11.00
60, 62		P-715	7.50
64, 67		P-827	22.00
RAE68, 80, 82, 86, 82R, 86R		P-713	9.80
R78, RAE84		P-6054	9.80
118, 211, 125, 128E, 224, 224E, 225, 322, 322E, 128, 226, ACR-136		P-6047	6.00
T-4-8A, T-4-9A, 4T		P-6049	4.55
5T, 5T1, 5T4, 5T5, 5U, 6K1, 6T5, 85T, 85T1, 85T5, 86T4, 86T44, U101, U103		P-6067	5.35
6K3, 7T1, 7K1, C6-2, T6-1, T6-9		P-6076	6.30
9K, 9K1		P-6040	5.50
9K2, 9T, 9U, 9U2, 10K, 10T		P-6043	6.80
U30, U129		P-6192	10.75
99K, 99T, HF2, HF4, U130		P-6192	10.75
811K, 812K		P-6041	9.40
622, 623	SENTINEL	P-2068	5.00
Q DeLuxe (early)	SILVER MARSHALL	P-1467	9.10
726, 726 S.W.		P-1490	8.80
25, 26, 26AW, 27, 27A, 27X, 30, 45	SPARTON	P-1204	9.10
103, 301, 564, 570, 578, 740, 750		P-1372	12.30
235, 589, 591, 593, 737, 931		P-5097	8.80
WR5, WR6, WR6R, WR7, WR7R	WESTINGHOUSE	P-713	9.80
WR10, WR12, WR13, WR13A		P-1481	6.60
WR46, WR46A, WR48, WR-48A, WR49, WR50, WR53		P-6047	6.00

AUDIO DUPLICATES

Model	Manufacturer	Stancor No.	List
14, 21, 31, 531 (1st Audio)	BRUNSWICK	AU-101	$5.65
14, S14, 21, S21, 31, S31, S81, S82, (2nd. audio)		AU-102	5.00
14, S14, 21, S21, 31, S31, S81, S82 (output)		AU-103	4.70
AC-60 (2nd. Audio)	CLARION	A-2132	4.70
AC-280 (output)		A-2811	2.50
360 (2nd. audio)		A-4016	2.35
H31, H51, H51R, H71, (2nd. audio)	GENERAL ELECTRIC	AU-100	4.75
GB700, 770, 900 (2nd. audio)	GRAYBAR ELECTRIC	AU-100	4.75
71, 72, (70-70B) (1st. audio)	MAJESTIC	A-4321	6.30
71, 72, (70-70B) (2nd. audio)		A-4322	6.60
71, 72, (70-70B) (output)		A-3223	5.00
90, 91, (90B) (2nd. audio)		A-4320	6.85
91, 92, (90), 101, (100) 811, (180) (2nd. audio)		A-4322	6.60
93, (90B), 102, 103, (100B), (2nd. audio)		A-4320	6.85
101, (100) (2nd. audio)		A-4324	6.85
181, (180) (output)		A-3223	5.00
20, (220), 21, (2nd. audio)	PHILCO	A-74CP	2.80
65, 95, 96, 296, 111, 111A, (211), 112, 112A, 212 (2nd audio)		A-104CP	4.80
76, 77, 86, 87, (2nd. audio)		A-72YCP	3.75
20, (220), 21, 65, 76, 77, 86, 87, 90, 90A, (2-45's), 95, 96, 296, 111, 111A, (211), 112, 112A, 212, (2-45's) (output)		A-2318P	3.00
70, 70A, 270, 90, 90A, (47), 370, 470, 470A, 490, 570 (output)		A-2392P	3.00
37-38 (121), 37-623 (121), 37-624, (121-125), 37-643 (121) 38-643 (121) (output)		A-3846	2.00
37-38, 37-623, 37-624, 37-643, 38-38, 38-39, 38-623, 38-624, 38, 643 (input)		A-4731	2.70
R-35, R39, RD57, RD73, RAE68, 80, 82, 86, 82R, 86R, (1st and 2nd. audio)	RCA	AU-100	4.75
9A, 410, 420, 600A, 610A, 620A (2nd. audio)	SPARTON	A-2128	5.65
103 (2nd. audio)		A-4330	2.50
591, 593, 966, 966X, (2nd. audio)		A-2120	2.50
10, 11, 25, 26	STROMBERG-CARLSON	A-4715	10.70
68		A-3827	6.30
70, 72		A-3828	7.50
WR5, WR6, WR6R, WR7, WR8R, WR21, WR23, WR24	WESTINGHOUSE	AU-100	4.75

CHOKE DUPLICATES

Model	Manufacturer	Stancor No.	List
37, 37C, 38	ATWATER KENT	C-1162	1.55
AC160, AC260	CLARION	C-1315	2.00
65, (2nd. choke)	PHILCO	C-1141P	2.50
87, (2nd. choke)		C-1140P	3.10

STANCOR CATALOGS

PROFESSIONAL SERIES COMPONENTS

A deluxe line of transformers offering unique design. The cases are symmetrical in design and offer the utmost in eye appeal. All transformers are conservatively designed and are available in wide range of size and electrical specifications. Units may be mounted with terminals either above or below mounting surface. Excellent for use with wiring harness.

Catalog No. 240 describing these transformers will be available about May 1, 1942. Ask for your free copy.

SERVICE GUIDE

What every serviceman should have! A 56-page combination catalog and Service Guide. Complete listing of replacement transformers and chokes for over 5600 radio receivers.

Tube requirements, output, driver and power transformer charts, hearing aid circuits and much other valuable information are also included.

Ask for the latest edition of Stancor's Service Guide—it's FREE for the asking. Keep it handy at all times and save time and money.

PACK CATALOG

This 12-page catalog gives complete technical and descriptive data on a wide variety of both filtered and non-filtered packs. Many applications exist for these units such as operating auto radios, model railway systems, electroplating, laboratory equipment and scores of other everyday uses.

TRANSMITTER BULLETINS

No. 230 describes DC 3 portable transmitter for use in aircraft, boats and other mobile equipment.

No. 231 describes 69 transmitter, a 60-watt all band all purpose unit.

No. 191 describes 30M Police transmitter.

TRANSMITTER KITS

Stancor Model 69 Transmitter

The model 69 transmitter incorporates many excellent features to make it the most versatile rig on the market. Rated at 60 watts final amplifier input, this crystal-controlled, phone-CW transmitter works on all bands from 1.7 to 30 mcs. and is compactly self-contained from the novel dual power supply to antenna tuning system in a commercial type grey cabinet measuring only 16"x 9½"x11".

Adjustment and operation are extremely simple. All controls are conveniently located and the front door, equipped with safety interlock switch, opens to give access inside to coils and crystal for quick changing. A special 3", dual scale, illuminated meter is switched to provide important circuit current readings.

Coils used are readily available, standard, low loss, plug-in units, relieving the constructor of the necessity of coil winding.

Only six inexpensive tubes are required: One 6V6, one HY69, one 6AC7, two 6L6's, one 83 and one 80.

Careful design makes for easy construction, augmented by detailed instruction sheets and a supplied cabled harness which alone accomplishes most of the wiring.

Accessories required are tubes, crystals, coils and microphone. The model 69 kit includes high quality component parts, cabinet, and meter.
Net price (less accessories) **$75.00**

Stancor 10-P Transmitter

Since its introduction, the 10-P has enjoyed wide popularity because of its remarkable performance as attested by hundreds of unsolicited letters. The beginner likes it because it fulfills the demand for an extremely compact and economical low power, phone-CW transmitter; the old timer praises it because of the novelty it offers for enjoying consistent communications rivaled only by their high power rigs.

Two bands may be operated with each crystal employed and with only two crystals and four coils the 10-P may be operated on 20, 40, 80 and 160 meters. The R. F. amplifier input ratings are 12 watts phone and 20 watts CW.

The tube complement includes a 6J5, two 6L6's and an 80. Break-in procedure is permitted by the simultaneous keying of both oscillator and amplifier. Various types of antennae, in conjunction with proper antenna tuning facilities, may be applied to the low impedance output terminals of the 10-P.

This little transmitter is housed in a 10¾"x6¼"x6½" machine grey crackled finished cabinet. The appearance is further enhanced by an attractively marked panel.

Priced surprisingly low, the 10-P is truly a versatile piece of transmitting equipment.
Net price
(less accessories) **$27.00**



Stancor 110C Transmitter

The 110C cathode modulated transmitter is a 1.75 to 14.4 (range extended to 30 mc. with extra plug-in oscillator), phone-CW unit conservatively rated at 100 watts final amplifier input. It is especially applicable to radiophone installations where limited space is available for a transmitter of this power. To the "brass pounder" it offers an economical and simple means to enjoy radiophone with a small investment in modulating equipment.

A 6L6 harmonic oscillator drives an 812 R. F. amplifier, cathode modulated by a pair of 6V6's. The speech amplifier consists of a 6SJ7 followed by a 6C5, providing adequate gain for a crystal microphone.

Only two standard type plug-in coils are required for each band of operation, and two properly chosen crystals will suffice for all bands.

An RK60 and a 5Z3 operate in a dual rectifier system followed by adequate filters to supply all necessary voltages to the various circuits. Complete metering of all essential circuits is provided by the switching of a milliammeter (accessory) mounted on the panel.

The output of the transmitter terminates in a low impedance link-coupled line. The entire unit mounts on a 17"x10"x3" chassis which can be placed in a standard relay rack or cabinet.
Net price (less accessories) **$70.75**



Stancor 20-N Transmitter

The 20-N is a 1.7 to 14.4 mc. phone-CW transmitter kit, rated at 20 watts input. In addition to amateur work, the versatility of the 20-N has made it popular for other communication services such as police, airport, and forestry applications.

A 6V6 is used in a harmonic type oscillator circuit to give two band operation with each crystal employed. A triode connected 6V6G functions in the modulated radio frequency amplifier. Only two manufactured type plug-in coils are used for each band of operation.

The audio channel consists of a 6SJ7 input stage, 6C5 voltage amplifier, 6N7 class "A" driver and 6N7 class "B" modulator. Sufficient audio power is available to 100% modulate a class "C" amplifier input of 20 watts. High voltage D.C. power is obtained from a well-filtered circuit utilizing a 5Z3 full-wave rectifier tube. An antenna tuning system may be coupled to the low impedance linked coil output of the transmitter.

Simultaneous keying of both oscillator and amplifier permits break-in CW operation. This complete phone and CW transmitter, including its A.C. power supply, fits in a standard rack type cabinet.
Net price (less accessories) **$52.25**



Stancor 25-B Transmitter

The 25-B meets the requirements for a simple CW transmitter with self-contained antenna tuning. Operates with 25 watts input to a 6L6G on all bands from 160 to 20 meters. The simplicity of circuit detail, construction and operation will satisfy the beginner as well as the seasoned amateur. Only the essentials are incorporated, leaving off all the trimmings.

The oscillator circuit is a grid-plate type permitting two band operation with 160, 80 and 40 meter crystals. Only one inexpensive plug-in coil is used for each band of operation. Leeway is provided for the experimenter to try other types of oscillator circuits, such as the tri-tet. Well filtered high voltage is derived from the power supply which uses a type 80 tube. No high voltage is present on top of the chassis.

Either a low impedance or variable impedance output is available for coupling various types of antenna systems. A pilot light serves as a tuning indicator and high voltage fuse. Clean cut, break-in keying circuit is used.

All parts mount on a chassis 9½"x6¼" x2".
Net price (less accessories) **$17.95**



Stancor 125CW Transmitter

This new unit is a strictly CW, 125 watt, 3.5 to 14.4 mc. transmitter admirably suited for use in relay nets, contests, and reserve and defense activities. Designed for flexibility and operating convenience, it furnishes a clean-cut CW signal on the popular CW bands.

The 125CW is a three stage transmitter, employing a 6J5G crystal oscillator, 6L6G buffer-doubler, and HY40Z, TZ40 or 811 R.F. amplifier.

Three standard type plug-in coils are used for each band and two band operation may be obtained with each crystal.

Other features are break-in keying, meter switching, low impedance output, and standard chassis and panel dimensions for relay rack or cabinet mounting.

Accessories required are: coils, crystals, meter, tubes, and key. De Luxe cabinet is optional.

The Stancor 125 CW delivers a stable, easily copied signal. The low original cost, economy of operation, and overall flexibility of this transmitter make it particularly suitable for any service requiring a medium power radiotelegraph transmitter.
Net price (less accessories) **$66.00**

TRANSMITTER KITS

Stancor Model DC-3 Transmitter

The DC-3 is an extremely compact, light weight radiophone transmitter, designed for aircraft, marine, portable, emergency or any other application where the source of power is 6 or 12 volts D. C. Although the displacement of the unit is but slightly over ⅛ cubic foot, everything from the vibrator power supply to the variable antenna loading system is self-contained.

One or two crystal controlled channels between 2 and 6.5 mc. are readily selectable from the panel. Antennae as short as 15 feet can be applied to the output terminals. "Press-to-talk" microphone button switch controls the 8 to 9 watt carrier.

Three inexpensive receiving type tubes are employed. The functional design results in excellent circuit efficiency and places all controls and connectors on the front panel. A closed circuit jack permits the insertion of a milliammeter into the circuit for installaton adjustment of the protected padder condensers.

Accessories needed are: One 6J5GT (or 12J5GT), two 6V6GT tubes, crystals, single button microphone with relay switch, and miniature antenna change-over relay (optional).

The DC-3 kit includes all circuit components, cabinet, shock absorbing mountings, eight-foot battery cable with plug, and two vibrators (one for spare).

Net price (less accessories) **$33.75**



Stancor 112T Transceiver

The 112T is a 2½ meter transceiver designed around the HY75 tube which, for the first time, permits comparatively high power output from a transceiver circuit "on transmit" and high sensitivity "on receive."

Additional tubes are a 6J5 and a 6V6 doing double duty as speech amplifier-modulator for transmitting and as a two-stage audio amplifier for receiving, providing sufficient power to drive a 3½" P.M. speaker which is self-contained in the unit.

Separate microphone and audio gain controls, a regeneration control, Receive-Transmit switch, microphone jack, main tuning dial and panel light are all conveniently located on the attractive front panel.

Means are incorporated for adjusting the antenna coupling, an important item in obtaining maximum sensitivity on a 2½ meter superregenerator.

The 112T requires a power source of 300 volts D.C. at 100 M. A. and 6.3 volts at 3.35 amps. which may be derived from a vibrator supply for 6 volt D.C. operation or a small power pack for 110 volt A.C. operation.

The entire transceiver is housed in a 10¾"x6¼"x6½" grey crackle finished cabinet, and weighs 10 lbs. with accessories.

Net price (less accessories) **$26.95**

Stancor 30-M Transmitter

The 30-M will provide reliable radiotelephone transmission in mobile installations, such as required for police, forestry, and emergency vehicles, where a 6 volt storage battery is the source of power. It delivers a 23 watt, crystal-controlled, modulated carrier on any desired channel between 28 and 42 mcs. A variable coupling arrangement permits the application of any antenna system using a low impedance feed line.

There is no battery power consumption nor warm-up period required before transmitter is put on the air. Four low drain, quick heating, tubes are used: three HY69's and one 6A4. The use of a microphone with "press-to-talk" button switch facilitates quick carrier operation.

Three important circuit current readings are provided by a selector switch used in conjunction with a milliammeter which may be permanently mounted on the chassis or plugged in at transmitter checking periods only. Screw driver adjusted tuning controls are receded behind protected openings. Entire unit is mechanically rigid, dust proof, and well shielded. Tubes, crystal and tuning condensers can be securely locked in place.

Needed accessories include generator, crystal, tubes, microphone, meter, antenna, and battery and control cables.

Overall size 15½"x10"x8". Weight 39 lbs.

Net price (less accessories) **$62.00**

Stancor 510 Amplifier

The 510 is an economical, compact, audio amplifier, nominally rated at 10 watts output. Excellent response makes it ideal for small public address systems, window demonstrators, record players, etc.

Two high impedance input circuits are provided. One has high audio gain for the application of crystal, velocity, or dynamic microphones and the other is a low gain input for a phonograph pickup or other similar devices. A single volume control is used for fading in either input. High frequency attenuation type of tone control circuit is employed.

An output transformer suitably tapped to provide impedances of 4, 8 and 15 ohms permits the matching of various speakers.

Tubes used are: 6SJ7 high gain input, 6C5 intermediate amplifier, push-pull 6L6's in Class A1 output amplifier, an 80 high voltage rectifier.

Besides circuit component parts, the unit includes punched chassis, panel, 10¾"x6¼"x6½" cabinet finished in grey wrinkle and clearly marked escutcheon plate.

Net price (less accessories) **$23.75**



Stancor 525 Amplifier

The 525 Amplifier combines both high gain and high quality performance at low cost. The output is conservatively rated at 25 watts with a flat frequency response from 60 to 15,000 cycles, which makes it ideal for public address applications.

Three high impedance inputs are available. Two of them are of the high gain type sufficient for use with low output level microphones such as crystal, dynamic or velocity types. The other is of the low gain type to be used with phonograph pickups. Mixing of the various channels is accomplished with two volume controls.

A special dual tone control unit allows independent regulation of both high or low frequencies and compensating networks makes it possible to obtain a uniformly flat frequency response.

For radio telephone applications, pre-emphasis of the useful voice frequencies may be obtained with the tone control circuit. A peak limiting circuit can be incorporated for a percentage of modulation control.

The following tubes are used: Two 6SJ7's, two 6N7's, two 6L6's and one 5Z3.

The standard size 17"x10" chassis can be fitted with a dust cover or made to fit relay rack mounting.

Net price (less accessories) **$43.50**



Stancor 550 Amplifier

The 550 Amplifier provides high quality audio output. Rated at 50 watts, it includes features for adapting the amplifier to fill many requirements such as a large auditorium installation, factory call system, amateur radiophone modulator, and many similar uses.

Three high impedance inputs are available. Two of them are of the high gain type for the application of low output level microphones. The remaining input is of the low gain type for the use of phonograph pickups. Mixing of the various channels is accomplished with two volume controls.

A dual tone control unit allows independent regulation of both high and low frequencies, and compensating net-works make it possible to obtain a uniformly flat frequency response.

For radiotelephone applications, the useful voice frequencies may be band-passed with this tone control circuit. In addition, a peak limiting circuit may be incorporated for a percentage of modulation control.

Tubes used are: 2-6SJ7 input amplifier, 6N7 electronic mixer, 6C5 voltage amplifier (optional, in place of 1-6SJ7), 6C5 Class "A" driver, 2-6L6G's push-pull class AB2 output, 80 bias rectifier and 83 high voltage rectifier.

The Standard size 17"x10" chassis can be fitted with a dust cover or paneled for relay rack mounting.

Net price (less accessories) **$50.00**

POWER SUPPLY KITS



POWER SUPPLIES

Stancor presents a new series of complete power supplies, thus aiding in transmitter design by furnishing a thoroughly engineered layout applicable to the most varied requirements. These power supplies will furnish a well-filtered output, ranging from 400 volts D.C. at 250 ma. up to 3,000 volts D.C. at 375 ma. Various combinations of power are offered by single high voltage output supplies, high voltage and bias supplies, and dual high voltage supplies.

These Stancor power units are divided into two standard chassis groups; numbers PS-1B through PS-4B, are mounted on a 17" x 10" x 3" chassis (B8) and numbers PS-5 through PS-16 on a 17" x 13" x 3" chassis (B9) and may be relay rack mounted if used with standard panels. The height of the units vary from 8¾" to 15¾" overall.

All units are equipped with complete fuse protection and provision is made for the use of overload relays (optional). A control plug is used on all supplies, permitting the A.C. interconnection of various units with remote control features. In the lower voltage supplies (PS-1B to PS-4B inclusive) no high voltage is present on top of the chassis, thus providing safety to the operator.

This is a simple, efficient and economical way of purchasing an engineered, time-tested power supply.

Net kit prices shown include all transformers, chokes, condensers, resistors, punched chassis, hardware, wire and instructions, each shown in the tabulated data. Net price does not include any accessories or optional equipment.

POWER SUPPLY KITS

STANCOR Kit No.	OUTPUT Volts	OUTPUT Ma.	NET Price
PS-1B‡	400	250	$42.40
PS-2B‡	750,600 400	 300	48.95
PS-2D*	750,600 400	 300	43.00
PS-3B‡	750 600	 250	47.95
PS-4B‡	1,000 400	 280	48.75
PS-4D*	1,000 400	130 150	40.80
PS-5	1,250 1,000	 300	70.50
PS-5B‡	1,250 1,000	 300	68.70
PS-6	1,250 1,000	 500	74.70
PS-7	1,500 1,250	 300	73.25
PS-7B‡	1,500 1,250	 300	71.40
PS-8	1,500 1,250	 500	81.00
PS-9	1,750 1,500	 300	$74.95
PS-9B‡	1,750 1 500	 300	72.90
PS-10	2,000	250	87.95
PS-10B‡	2,000	250	87.00
PS-11	1,750 2,000	 300	89.50
PS-11B‡	1,750 2,000	 300	87.50
PS-12	2,500 2,000	 300	95.00
PS-13	1,750 1,500	 500	87.50
PS-14	2,000 1,750	 500	106.75
PS-15	2,500 2,000	 500	112.95
PS-16	3,000	375	127.75

‡Bias supply included. Delivers 5V. @ 3A. for rectifier filament and 90-200 V. bias volts. If 250-450 V. supply is desired, specify P-6318 transformer and add 60c to net price.
*Dual supply.

Thank You!

When writing for additional information or when ordering from sources of supply listed in this book, please mention

RADIO'S MASTER ENCYCLOPEDIA

THORDARSON

NEW PRICE LIST

EFFECTIVE OCTOBER 15, 1941

Catalog prices are list, subject to trade discount and change without notice. Add 100% for 25 cycle 115 v. primary; 60% for 230 v. 60 cycle primary; 100% for 230 v. 25 cycle primary.

The letter separating the first two digits of the type number from the last two indicates the classification of the unit. The following legend will further explain:

A = Audio, D = Driver, K = Foundation Unit, P = Plate, S = Output or Speaker, W = Wired Amplifier.
C = Choke, F = Filament, M = Modulation, R = Power, V = Voltage Changer.

Type No.	List Price	Type No.	List Price	Type No.	List Price	Type No.	List Price	Type No.	List Price	Type No.	List Price
T-1A50	$17.40	T-13R15 *	$6.90	T-15C37	$15.00	T-18V03	$8.70	T-19F92	$4.20	T-67M74—	$5.40
T-1A51	17.40	T-13R16 *	7.80	T-15C38	18.00	T-18V04	10.80	T-19F93 *	3.00	T-67D78 *	3.60
T-1A52	18.60	T-13R17	5.10	T-15C39	27.00	T-18V05	16.20	T-19F94 *	3.60	T-67A91	4.20
T-1A53	18.60	T-13R18	6.00	T-15C41	33.00	T-18V06 *	7.50	T-19F95	3.30	T-67S92	4.80
T-1A54	16.80	T-13R19 *	3.60	T-15C45	10.80	T-18V07	16.20	T-19F96 *	4.20	T-67R97 *	5.10
T-1A55	17.40	T-13R20	4.50	T-15C46	15.00	T-18V10—	3.60	T-19F97 *	2.10	T-68S06	3.00
T-1A56	18.00	T-13C26 *	1.10	T-15C47	18.00	T-18V20	7.20	T-19F98 *	3.30	T-68C07 *	2.40
T-1A57	16.80	T-13C27 *	1.30	T-15C48	27.00	T-18V21	8.40	T-19F99 *	4.20	T-68C08	2.10
T-1A59	16.80	T-13C28 *	1.45	T-15C50	33.00	T-18V22	10.80	T-26V04 *	5.70	T-68R26	8.70
T-1A60	16.80	T-13C29 *	1.90	T-15C52 *	6.60	T-18V23	15.00	T-29C27 *	2.10	T-69R35	8.10
T-1C62	12.00	T-13C30 *	2.40	T-15C53	6.90	T-18V24	2.70	T-29A99 *	2.40	T-70R20 *	3.90
T-1C63	12.00	T-13A34 *	1.60	T-15C54 *	7.50	T-18V25	4.80	T-33A91 *	2.40	T-70R21	5.40
T-2A36	21.00	T-13A35 *	1.80	T-15C55	9.00	T-18V26	6.90	T-33S99	1.80	T-70R61 *	5.70
T-2A66	21.60	T-13A36	2.40	T-15C56	12.00	T-18C92 *	1.80	T-37C36	2.40	T-70R62 *	7.50
T-2A68	22.80	T-13S37 *	1.50	T-15R60	23.40	T-19D01	7.50	T-37R70-C—	9.00	T-70R78 *	5.10
T-3S16	45.00	T-13S38 *	1.80	T-15R61	21.00	T-19D02	7.50	T-43C92 *	2.00	T-70A82	4.20
T-3S17	54.00	T-13S39	1.50	T-15R62	23.40	T-19D03	7.50	T-44C02 *	1.80	T-70A83	4.20
T-3S21	21.60	T-13S40	1.80	T-15A66	9.60	T-19D04 *	7.50	T-47V01 *	9.00	T-72S58	2.00
T-3S22 *	22.80	T-13S41 *	3.30	T-15A67	9.60	T-19D05 *	7.50	T-47V02 *	13.20	T-72A59 *	2.00
T-3S23	45.00	T-13S42 *	1.80	T-15A68	9.60	T-19D06 *	3.30	T-47V03	26.10	T-73M52	27.00
T-3A32	21.00	T-13S43	1.60	T-15A69	9.60	T-19M13 *	5.70	T-47V04	42.00	T-73F60	4.80
T-5A1	12.60	T-14A29	3.00	T-15A70	9.60	T-19M14 *	9.90	T-47C07 *	2.00	T-74F23	6.00
T-5A2	13.20	T-14R32—	9.00	T-15A71	9.60	T-19M15	14.40	T-47A25	2.70	T-74F24 *	10.20
T-5A3	11.40	T-14R33 *	3.60	T-15A72	9.60	T-19M16	20.40	T-49C91	2.10	T-74R28	8.10
T-5A4	10.50	T-14R34 *	4.20	T-15A73—	9.00	T-19M17	33.00	T-50R03—	3.90	T-74C29 *	4.80
T-5A5	9.60	T-14R35 *	4.50	T-15A74 *	8.40	T-19M21—	8.40	T-50V11 *	9.00	T-74C30 *	1.80
T-5A7	12.00	T-14R36	5.70	T-15A75	8.70	T-19M22—	12.00	T-50F61	2.10	T-74A31	4.20
T-5A8	12.60	T-14R37	6.00	T-15D76—	10.80	T-19R30	9.60	T-52C98	2.40	T-74D32 *	3.90
T-5A9	12.60	T-14R38	6.90	T-15D77—	10.80	T-19R31	11.40	T-53C19	1.80	T-75R47 *	5.70
T-6A0	12.60	T-14R39 *	3.30	T-15D78	10.80	T-19R32	15.00	T-53S81 *	5.70	T-75C49 *	1.80
T-6A1	12.60	T-14R40 *	9.00	T-15D79	10.80	T-19C35 *	4.80	T-54D63	2.70	T-75R50 *	9.30
T-6A3	11.40	T-14M49	21.60	T-15D82	10.80	T-19C36 *	8.40	T-55A16 *	3.30	T-75C51 *	6.00
T-6A4	12.00	T-14C61	1.20	T-15D83	18.00	T-19C37	15.00	T-56R01	6.90	T-75A74	3.30
T-9V30 *	51.00	T-14C62 *	1.20	T-15D85	9.60	T-19C38 *	18.00	T-56R02—	5.10	T-75S75 *	4.80
T-9V31 *	78.00	T-14C63	1.20	T-15D86	10.80	T-19C39 *	3.90	T-56R03	8.10	T-76S74	4.50
T-9V32 *	120.00	T-14C64 *	1.20	T-15S90	12.00	T-19C42 *	4.80	T-56R05	8.10	T-78D46 *	1.80
T-9V33 *	210.00	T-14C70 *	3.00	T-15S91	15.00	T-19C43 *	8.40	T-57S01 *	2.40	T-79F84	5.70
R-1068 *	3.00	T-14A75	17.40	T-15S92	18.00	T-19C44	15.00	T-57S02	2.40	T-81S01 *	1.80
T-11F50	10.80	T-14A76	17.40	T-15S93	21.00	T-19C45 *	18.00	T-57A36	2.70	T-81C15	2.40
T-11F51	13.20	T-14S80 *	2.40	T-15S94	24.00	T-19C46 *	3.90	T-57A38	3.60	T-81D42 *	3.90
T-11F52	15.90	T-14S81	1.50	T-15S96	15.00	T-19P54	7.20	T-57A39	3.00	T-81D52	3.90
T-11F53	10.20	T-14S82	1.50	T-15S97	19.20	T-19P55 *	7.80	T-57A40	3.90	T-82V11	18.00
T-11F54	24.00	T-14S83 *	1.50	T-15S98	12.00	T-19P56 *	8.40	T-57A41 *	4.20	T-82V12	24.00
T-11F55	15.00	T-14S84 *	1.50	T-15S99	12.00	T-19P57 *	10.20	T-57A42	4.20	T-82V13	36.00
T-11F57—	16.50	T-14S85	1.80	T-16C07 *	2.70	T-10P58 *	18.00	T-57C51 *	1.80	T-82M25	51.00
T-11F58—	18.00	T-14A90 *	3.00	T-17C00-B *	3.30	T-19P59 *	21.00	T-57C52	2.10	T-83D21	4.20
T-11F59	9.00	T-14A91 *	3.00	T-17D01 *	2.40	T-19P60 *	25.20	T-57C53 *	2.40	T-83M22	13.80
T-11F60	9.60	T-14A92	1.60	T-17A02 *	3.00	T-19P61	27.00	T-57C54 *	2.70	T-83A78 *	2.70
T-11F61	27.00	T-14D93	2.10	T-17D03 *	5.40	T-19P62 *	32.10	T-58A37	2.70	T-83R82—	12.00
T-11F62	10.20	T-14A94	3.00	T-17D04 *	5.40	T-19P63 *	30.90	T-58A70 *	4.50	T-83R85	15.00
T-11F63	11.40	T-15R00	15.00	T-17S10 *	3.60	T-19P64 *	35.70	T-58S72	4.50	T-83S87—	10.80
T-11F64	12.00	T-15R01	21.00	T-17S11 *	5.40	T-19P65	37.20	T-60S48 *	3.60	T-84S58	7.20
T-11M69	10.80	T-15R02	15.90	T-17S12 *	5.40	T-19P66	49.80	T-60R49	3.60	T-84D59 *	3.90
T-11M70	15.00	T-15R03	16 50	T-17S13 *	7.20	T-19P67	60.00	T-61S25 *	3.90	T-84P60	9.00
T-11M71	18.00	T-15R04	9.00	T-17S14	7.20	T-19P68	70.20	T-61S26 *	4.20	T-84M70	12.00
T-11M74	13.20	T-15R05	15.90	T-17S15	7.80	T-19P69	18.00	T-61F85	2.70	T-86A02	2.70
T-11M75 *	15.30	T-15R06	14.70	T-17S16	18.00	T-19P70	13.80	T-61A94 *	3.90	T-86A03	2.70
T-11M76 *	27.00	T-15R07	15.90	T-17S17	7.80	T-19P71	16.80	T-63R63—	3.90	T-87R85 *	9.00
T-11M77 *	36.00	T-15R08	19.20	T-17S18	4.50	T-19F75	2.70	T-63F99	3.90	T-89R28 *	13.80
T-11M78 *	72.00	T-15P11	16.80	T-17R30 *	10.20	T-19F76	5.70	T-64F14	6.00	T-89S68	7.80
T-11K99	18.00	T-15P12	19.20	T-17R31	15.00	T-19F77	9.90	T-64M26	7.20	T-89S74	4.50
T-13R00	5.40	T-15P13	28.80	T-17R32	12.30	T-19F78	6.90	T-64F33	7.20	T-89S75	4.80
T-13R01 *	4.20	T-15P14	36.00	T-17R33	20.40	T-19F79	8.10	T-64F38	7.20	T-90A02—	20.40
T-13R02 *	4.50	T-15P15	42.00	T-17R34	6.30	T-19F80 *	1.60	T-65A73	3.60	T-90A03—	20.40
T-13R03 *	5.10	T-15P16	63.00	T-17R35	4.20	T-19F81 *	1.80	T-65S94	4.80	T-90A05—	20.40
T-13R04	6.00	T-15P17	45.00	T-17R36	4.80	T-19F82	6.00	T-67C46 *	2.10	T-90A06—	20.40
T-13R05 *	6 00	T-15P18	84.00	T-17R37	5.70	T-19F83 *	2.70	T-67D47	3.00	T-90S07—	21.60
T-13R06 *	6.90	T-15P19 *	81.00	T-17R38	6.30	T-19F84	3.30	T-67S48	4.20	T-90C09—	15.00
T-13R07	7.20	T-15P20	120.00	T-17C40	6.60	T-19F85 *	4.80	T-67C49 *	3.30	T-90A10—	20.40
T-13R08	6.00	T-15P21 *	114.00	T-17A42	12.00	T-19F86	6.60	T-67D50	3.30	T-90S12—	20.40
T-13R09	7.50	T-15C30	6.00	T-17A43	12.00	T-19F87	7.50	T-67S51 *	4.20	T-92F20—	6.30
T-13R11 *	3.90	T-15C31	7.20	T-17S57	2.70	T-19F88 *	2.40	T-67S52	4.80	T-92R21 *	9.00
T-13R12 *	4.50	T-15C32	9.60	T-17M59 *	3.30	T-19F89	2.70	T-67S54 *	4.80	T-92R33	5.40
T-13R13 *	5.40	T-15C34	10.80	T-18V00 *	12.60	T-19F90 *	3.60	T-67M69	3.30	T-92R53	6.90
T-13R14 *	6.00	T-15C36	10.80	T-18V01 *	23.40	T-19F91	3.00	T-67M73—	4.20	T-93C20	3.30

THESE PRICES SUPERSEDE PRICES NOW SHOWN ON THORDARSON PAGES AND SUPPLANT ALL PREVIOUS PRICE LISTS.

AUDIO (A) INTERSTAGE TRANSFORMERS

For coupling the plate or plates of an amplifier stage to the grid or grids of the next stage where grid current is not drawn. C. H. T. interstage audio transformers have hum-bucking coil construction and balanced windings. Frequency response of C.H.T. types using parallel feed in the primary winding, is flat within ± 1½ db from 60 to 8,000 c.p.s. Compound filled cases fully protect the coils from adverse climatic conditions.

3B

Type No.	List Price	Classification	Ohms Impedance Pri.	Ohms Impedance Sec.	Pri. M.A.	Turns Ratio	Mtg. Fig.	Mtg. Centers Width	Mtg. Centers Depth	Dimensions W.	Dimensions D.	Dimensions H.	Wt. Lbs.
Single Plate To Single Grid													
T-13A34	$1.35	Receiver (midget)	10,000	90,000	8	3:1	3B	2⅜		2⅝	1⅝	1⅝	¾
T-29A99	2.00	Receiver	10,000	90,000	8	3:1	2B	2⅜		2⅞	2⅛	2⅜	1¼
T-57A36	2.25						2F	2⅜		2⅞	2⅛	2⅜	1½
T-57A38	3.00	Amplifier	10,000	90,000	8	3:1	2F	2⅝		3⅜	2½	3	2¼
T-15A73–	7.50	C.H.T.	10000/2500	40000/10000	10§	2:1	3U	2⅜	2½	3	3	3⅝	2½
Maximum Signal Level + 15 db §Parallel feed recommended.													
Single Plate To Push-Pull Grids													
T-14A92	$1.35	Receiver (midget)	10,000	90,000	8	3:1	3B	2		2⅜	1⅝	1⅜	½
T-13A35	1.50	Receiver (midget)	10,000	90,000	8	3:1	3B	2⅜		2⅝	1⅝	1⅝	¾
T-33A91	2.00	Receiver	10,000	90,000	8	3:1	2B	2⅜		2⅞	2	2⅜	1¼
T-57A39	2.50						2F	2⅜		2⅞	2⅛	2⅜	1½
T-57A40	3.25	Amplifier	10,000	90,000	8	3:1	2B	2⅝		3⅜	2⅛	3	2
T-57A41	3.50						2F	2⅝		3⅜	2½	3	2¼
T-74A31	3.50	Amplifier	10,000	10,000	8	1:1	2F	2⅝		3⅜	2½	3	2¼
T-57A42	3.50	Receiver (large)	10,000	90,000	8	3:1	2B	2⅝		3⅜	2⅛	3	2
For coupling screen grid or power detector (Clarion AC-60)													
T-15A74	6.50	C.H.T.	10,000/2,500	40,000/10,000	10§	2:1	3U	2⅜	2½	3	3	3⅝	2½
Max. signal level + 15 db §Parallel feed recommended.													
Push-Pull Plates To Push-Pull Grids													
T-13A36	$2.00	Receiver (midget)	20,000	20,000	8‡	1:1	3B	2⅝		3	1¾	2	1
T-58A70	3.75	Amplifier—Split Secondary	20,000	45,000	10‡	1.5:1	2F	2⅝		3⅜	2½	3	2¼
T-15A75	7.25	C.H.T.	20,000/5,000	45,000/11,250	10‡	1.5:1	3U	2⅜	2½	3	3	3⅝	2½
Maximum signal level + 15 db													
Universal Interstage Replacement Transformer													
Will couple single plate to single grid, single plate to push-pull grids or push-pull plates to push-pull grids. Has split secondary.													
T-17A02	$2.50	Receiver	Universal		10	3:1	2F	2⅜		2⅞	2⅛	2⅜	1½
Low Impedance Source (Microphone, Line or Mixer) to Grid													
T-65A73	$3.00	DB mike to grid	200/50	100,000		1:22.2	2F	2⅝		3⅜	2½	3	2
T-58A37	2.25	DB mike to grid	200/50	100,000		1:22.2	2F	2⅜		2¾	2⅛	2⅜	1½
T-83A78	2.25	Single button mike to	100	400,000 Ct.		1:64	2F	2⅜		2⅞	1⅞	2⅜	1¼
T-86A02	2.25	single or P-P grids					2B	2⅜		2⅞	1¾	2⅜	1
T-55A16	2.75	Dyn. mike, line or mixer to single or P-P grids	200/50	100,000 Ct.		1:22.3	2F	2⅜		2⅞	2⅛	2⅜	1½
T-61A94	3.25	Line to single or P-P Cl.A grids	500/125	100,000 Ct.		1:14.1	2F	2⅝		3⅜	2½	3	2¼
T-72A59	1.65	Plate and Single Button microphone to grid	5,000 200	100,000		1:3.25 1:35	2B	2⅛		2⅝	1⅝	2	¾
T-14A94	2.50	Voice Coil to grid	4-8	100,000		1:112	2B	2⅜		2⅞	2⅛	2⅜	1
T-15A66	8.00	C.H.T. Low Impedance to grid	500†/333/250/ 200†/125/50	60,000/15,000 Single Grid		1:10.95	3U	2⅜	2½	3	3	3⅝	2¼
T-15A67	8.00	C.H.T. Low Impedance to P-P grids	500†/333/250/ 200†/125/50	120,000/30,000 P-P Grids		1:15.5	3U	2⅜	2½	3	3	3⅝	2¼
T-15A68	8.00	C.H.T. Low Impedance to single grid	60†/38/30/22†/ 15/10/5.5/2.5	60,000/15,000 Single Grid		1:31.6	3U	2⅜	2½	3	3	3⅝	2½
T-17A42	10.00	C. H. T. MAGNETICALLY SHIELDED	500†/333/250/ 200†/125/50	50,000 Single Grid		1:10	3U	2⅜	1⅞	3	2⅞	3⅛	1¼
								Min. level—20 db.					
Microphone or Line to Mixer or Line													
T-70A83	$3.50	Crystal mike to line or mixer	100,000	200/50		1:22.4	2F	2⅝		3⅜	2½	3	2¼
T-15A69	8.00	C.H.T. Low Impedance to mixer or line	500†/333/250/ 200†/125/50	500†/333/250/ 200†/125/50		1:1	3U	2⅜	2½	3	3	3⅝	2
T-15A70	8.00	C.H.T. Dyn. mike to mixer or line	60†/38/30/22/ 15†/10/5.5/2.5	500†/333/250/ 200†/125/50		1:2.88	3U	2⅜	2½	3	3	3⅝	2
Tube to Line or Mixer (Low Level)													
T-14A90	$2.50	Sgl. or P-P Plates to	20,000 Ct.	500/125		8*	2F	2⅜		2⅞	2⅛	2⅜	1½
T-14A91	2.50	line or mixer		(200/50 — for T-14A91 only.)									
T-72A59	1.65	Plate and sgl. button mike to grid	5,000 and 200	100,000		10*	2B	2⅛		2⅝	1⅝	2	¾
T-15A71	8.00	C.H.T. single plate to line or mixer.	20,000/5,000 Single Plate	500†/333/250/ 200†/125/50		8*	3U	2⅜	2½	3	3	3⅝	1¾
T-15A72	8.00	C.H.T. P-P plates to line or mixer.	20,000/5,000 P-P Plates	500†/333/250/ 200†/125/50		0*	3U	2⅜	2½	3	3	3⅝	1¾
T-17A43	10.00	C.H.T. MAGNETICALLY SHIELDED	10,000 to 15,000	500†/333/250/ 200†/125/50		0*	3U	2⅜	1⅞	3	2⅞	3⅛	1¼

2B

2F

3L

3U

* Indicates Primary M.A. † Balanced center tap. ‡ Each side of C. T.

We can supply all Thordarson products. Ask for complete Thordarson catalog.

Copyright Thordarson Elect. Mfg. Co.

CHOKES AND REACTORS (C)

Parallel Feed Audio Reactors

2F

For supplying plate current to a vacuum tube where it is desirable to isolate plate current from the transformer primary or where the voltage drop caused by a resistor load is objectionable.

Type No.	List Price	Application	Typical Tubes	Induct. Hen.	Cur. M.A.	D.C. Res. Ohms	R.M.S. Test Volts	Mtg. Fig.	Mtg. Centers Width	Mtg. Centers Depth	Dimensions W.	Dimensions D.	Dimensions H.	Wt. Lbs.
T-37C36	$2.00	Plate Impedance	56-30-76-6C5-	300	5	6470	1600	2F	2⅝		2⅞	2⅛	2⅝	1½
T-67C46	1.75		55-85, etc.					2B	2⅝		2⅞	2⅛	2⅝	1¼
T-52C98	2.00	Plate Impedance for screen Grid detector or as grid impedance	24-57-56-76-6C5-6F5-6J7	700	.5	6150	1600	2F	2⅝		2⅞	1⅞	2⅝	1¼
T-29C27	1.75			500				2B	2⅝		2⅞	1¾	2⅝	1
T-68C08	1.75	Plate Impedance or Filter	45-46-10, etc.	22	35	405	1600	2F	2⅝		2¾	2⅛	2⅝	1½
T-18C92	1.50						1100	3B	2⅞		3⅝	2⅛	2	1½

2B

Tuned Audio Circuit Reactors

T-81C15	$2.00	Tuned Audio Circuits	.75	.5	30		2B	2⅛		2⅝	1⅝	2	¾
T-93C20	2.75	Tuned Audio Circuits	250	.5	6400		2B	2⅝		2⅞	2⅛	2⅝	1¼
T-74C30	1.50	Tuned Audio Circuits or Filter	42	15	2100		3B	2⅝		3⅛	1¾	2	1

DUAL TONE CONTROL COMPONENTS

3L

T-14C70	$2.50	Tone Control, hum-bucking type	22		0	220	3Y	1⅛		1⅝	1⅝	2¼	½
R-1068	2.50	Dual tone control potentiometer											

FILTER CHOKES

Thordarson filter reactors are rated in henries under actual working conditions. It is well known that as the D.C. current in a choke increases, there is a corresponding decrease in inductance. In selecting a filter choke from this listing, full assurance may be had that inductance rating has been measured under full operating load conditions.

Replacement Filter Chokes

3B

Type No.	List Price	Inductance At Zero D.C.	Inductance At Rated D.C.	Current Rating M.A.	D.C. Res. Ohms	R.M.S. Test Volts	Mtg. Fig.	Mtg. Centers Width	Mtg. Centers Depth	Dimensions W.	Dimensions D.	Dimensions H.	Wt. Lbs.
T-13C26	$ .90	21	8	40	530	1600	3B	2		2⅜	1⅝	1⅜	½
T-13C27	1.10	22	10	40	475	1600	3B	2⅜		2⅝	1⅝	1⅝	¾
T-13C28	1.20	20	10	65	460	1600	3B	2⅝		3	1¾	2	1
T-43C92	1.65	24	10	75	260	1600	2C	1⅝	1½	2⅛	1⅝	2⅜	1¼
T-47C07	1.65	20	12	75	410	1600	3B	3⅛		3⅜	2	2¼	1¼
T-44C02	1.50	31	12	80	405	1600	3B	2⅞		3⅝	2	2	1¼
T-57C51	1.50	15	6	80	138	1600	2B	2⅜		2⅞	2⅛	2⅜	1¼
T-13C29	1.60	20	9	85	250	1600	3B	2¾		3⅝	2⅛	2	1½
T-68C07	2.00	32	15	85	375	1600	2B	2⅝		3⅜	2½	3	2
T-57C53	2.00	27	10	110	200	1600	2B	2⅝		3⅜	2½	3	2¼
T-75C49	1.50	22	8	120	290	1600	3B	2¾		3⅝	2⅛	2	1½
T-53C19	1.50						2B	2⅝		2⅞	2⅛	2⅜	1½
T-13C30	2.00	25	8	150	200	1600	2B	2⅝		3⅜	2⅛	3	2¼

2C

Filter Chokes for Replacement in AC-DC Receivers

T-14C61	$1.00	14	7	55	200	1600	3B	2⅜		2⅝	1⅜	1⅜	¾
T-14C62	1.00	16	8	55	250	1600	3B	2⅜		2⅝	1⅜	1⅜	¾
T-14C63	1.00	19	8	55	300	1600	3B	2⅜		2⅝	1⅜	1⅜	¾
T-14C64	1.00	21	10	55	350	1600	3B	2⅜		2⅝	1⅜	1⅜	¾

2G

Filter Chokes for Amplifiers and Small Transmitters

T-57C52	$1.75	15	5	80	138	1600	2F	2⅜		2⅞	2⅛	2⅜	1½
T-16C07	2.25	32	15	85	375	1600	2F	2⅝		3⅜	2½	3	2¼
T-57C54	2.25	27	10	110	200	1600	2F	2⅝		3⅜	2½	3	2¼
T-49C91	1.75	12	4	120	160	1600	2F	2⅜		2⅞	1⅞	2⅜	1¼
T-17C00-B	2.75	28	12	150	231	1600	2F	3⅜		3⅝	3	3½	3¾
T-74C29	4.00	29	15	150	200	2000	2G	2⅛	2⅝	3⅜	3⅜	4⅜	5¼
T-67C49	2.75	12	5	200	80	1600	2F	3 11/16		3⅝	3⅛	3½	3¾
T-75C51	5.00	24	13	250	121	1600	2G	3	2⅝	3¾	3⅝	4⅝	8
T-15C52	5.50		30 Parallel 120 Series	35 17	675 2700	1600	3U	2⅜	2½	3	3	3⅝	3
T-15C53	5.75		12 Parallel 50 Series	100 50	272 1090	1600	3U	2⅜	2½	3	3	3⅝	3¼
T-15C54	6.25		8 Parallel 32 Series	150 75	184 735	1600	3U	2⅜	2¾	3	3⅜	4⅝	3½
T-15C55	7.50		2 Parallel 8 Series	500 250	32 130	1600	3U	3⅜	3⅛	4⅝	3¾	4⅝	7½

No. 352
Replacement Guide—Free

Also available, free to the serviceman — #352 Replacement Encyclopedia. Ask for your copy now.

We can supply all Thordarson products. Ask for complete Thordarson catalog.

Copyright Thordarson Elect. Mfg. Co.

TRANSMITTER INPUT AND FILTER CHOKES

Matched input and smoothing chokes for amateur, amplifier or experimental applications. Inductance values are measured under full load conditions and adequate insulation is provided for recommended service.

3L

"19" SERIES TRANSMITTER CHOKES

Type No.	List Price	Current D.C. M.A.	Inductance Henries	D.C. Res. Ohms	R.M.S. Test Volts	Mtg. Fig.	Mtg. Centers Width	Mtg. Centers Depth	Dimensions W.	Dimensions D.	Dimensions H.	Wt. Lbs.
Input Chokes												
T-19C39	$3.25	150	5-20	215	3000	2F	3 3/8		3 5/16	3 1/32	3 1/2	3 3/4
T-19C35	4.00	200	5-20	130	3000	2D	3 1/4	2 1/16	3 3/4	3 3/8	4	5 1/2
T-19C36	7.00	300	5-20	105	5000	2D	2 3/4	3 1/16	3 15/16	4 7/8	4 5/8	10 3/4
T-19C37	12.50	400	5-20	90	5000	2J	3 1/4	3 7/8	4 1/4	5 3/8	6	19 1/2
T-19C38	15.00	500	5-20	75	5000	2J	3 7/8	3 3/4	5	5 1/2	6 5/8	25 1/4
Smoothing Chokes												
T-19C46	$3.25	150	12	215	3000	2F	3 3/8		3 5/16	3 1/32	3 1/2	3 3/4
T-19C42	4.00	200	12	130	3000	2D	3 1/4	2 1/16	3 3/4	3 3/8	4	5 1/2
T-19C43	7.00	300	12	105	5000	2D	2 3/4	3 1/16	3 15/16	4 7/8	4 5/8	10 3/4
T-19C44	12.50	400	12	90	5000	2J	3 1/4	3 7/8	4 1/4	5 3/8	6	19 3/4
T-19C45	15.00	500	12	75	5000	2J	3 7/8	3 3/4	5	5 1/2	6 5/8	25 1/4

2D

C.H.T. TRANSMITTER CHOKES

Conservatively designed for continuous and quiet operation. Cases are compound filled for complete coil protection.

Input Chokes												
T-15C36	$9.00	200-20	5-25	105	4,000	3U	3 5/8	3 7/16	4 5/16	4 1/8	5 7/16	10
T-15C37	12.50	300-30	5-25	78	4,000	3U	4 9/16	4 1/32	5 3/8	4 15/16	6 3/8	22
T-15C38	15.00	400-30	5-25	95	4,000	3U	4 9/16	4 3/4	5 3/8	5 9/16	6 3/8	24
T-15C39	22.50	500-30	5-25	86	10,000	3U	6 5/16	5 7/16	7 5/16	6 7/16	8	38 1/2
T-15C41	27.50	650-50	5-25	46	10,000	3U	6 5/16	5 7/16	7 5/16	6 7/16	8	51
Smoothing Chokes												
T-15C45	$9.00	200	12	105	4,000	3U	3 5/8	3 7/16	4 5/16	4 1/8	5 7/16	10
T-15C46	12.50	300	12	78	4,000	3U	4 9/16	4 1/32	5 3/8	4 15/16	6 3/8	22
T-15C47	15.00	400	12	95	4,000	3U	4 9/16	4 3/4	5 3/8	5 1/2	6 3/8	24
T-15C48	22.50	500	12	86	10,000	3U	6 9/16	5 7/16	7 5/16	6 7/16	8	38 1/2
T-15C50	27.50	650	12	46	10,000	3U	6 5/16	5 7/16	7 5/16	6 7/16	8	51

2J

DRIVER (D) TRANSFORMERS

For coupling the plate or plates of an amplifier stage to the grids of an amplifier stage in which grid current is drawn during a part of the audio cycle.

2F

Type No.	List Price	Driver Tubes	Output Tubes	Class	Ratio Pri. to ½ Sec.	Pri. M.A.	Mtg. Fig.	Mtg. Centers Width	Mtg. Centers Depth	Dimensions W.	Dimensions D.	Dimensions H.	Wt. Lbs.
DRIVER TRANSFORMERS FOR SPECIFIC APPLICATIONS													
T-78D46	$1.50	1-30	1-1J6G, 19 2-30	B B	2.4:1	7	2B	2 1/8		2 5/16	1 5/8	2	3/4
T-17D01	2.00	1-6F6 Triode 1-42 Triode, 1-2A5 Triode	2-6F6, 6L6, etc.	AB	1.7:1 1.5:1, 1.3:1	31	3B	2 7/8		3 3/4	2 1/8	2	1 1/2
T-14D93	1.75	1-76 Triode	1-6A6, 6N7	B	4:1	8	3B	2 3/8		2 15/16	1 5/8	1 3/8	3/4
T-19D06	2.75	1-6A6, 1-6N7, 1-6C5	1-6A6, 6N7	B	5:1,4:1,3:1,2.5:1	10	2F	2 3/8		2 7/8	2 1/8	2 3/8	1 1/2
T-54D63	2.25	1-30, 1-49, 1-6C5	1-1J6G, 19, 2-49, 2-6V6	B, AB2	2.4:1	7	2F	2 3/8		2 7/8	1 7/8	2 3/8	1 1/4
T-67D47	2.50	1-6N7, 6A6, 53	1-6N7, 6A6, 53	B	5.25:1	10	2F	2 3/8		2 3/4	2 1/8	2 3/8	1 1/2
T-81D52	3.25	1-6C5, 76 1-56	2-6F6 Triode 2-42, 2A5 Triode	AB AB	1.82:1 1.67:1	8	2F	2 15/16		3 3/8	2 1/2	3	2 1/4
T-84D59*	3.25	2-6C5, 6N7 2-6A6, 53	2-6L6, 6V6 2-6N7, 6A6, 53	AB2 B	5:1	10	2F	2 15/16		3 3/8	2 1/2	3	2 1/4
T-74D32	3.25	2-6C5, 76, 56	2-6F6, 42, 2A5 4-2A3, 6B4G	AB2 AB	3:1	10	2F	2 15/16		3 3/8	2 1/2	3	2 1/4
T-81D42	3.25	1-6F6 Triode 1-42 Triode 1-2A5 Triode	2-6F6 Triode 2-42 or 2-2A5 Pentode	AB2 AB2 AB2	1.7:1 1.5:1 1.3:1	31	2F	2 15/16		3 3/8	2 1/2	3	2 1/4
T-17D03*	4.50	1-6F6 Triode	2-6L6	AB2	1.4:1	40	2F	3 3/8		3 15/16	3 1/8	3 1/2	3 1/2
T-17D04*	4.50	2-6F6	4-6L6	AB2	2.6:1	32	2F	3 3/8		3 15/16	3 1/8	3 1/2	3 1/2
T-67D78	3.00	1-46, 59, 6F6, 42, 2A5 Triode	2-46, 59 2-6L6	B AB2	2.2:1	32	2F	2 15/16		3 3/8	2 1/2	3	2 1/4

*Split secondary as required for inverse feedback and separate power tube bias.

2B

3B

Line-to-Grid Driver Transformer (High Level)

T-83D21	$3.50	Line 500 ohms	2-6L6, 50 12,500/5,100 Ohms	AB	1:3.2, 1:5		2F	2 15/16		3 3/8	2 1/2	3	2 1/4

We can supply all Thordarson products. Ask for complete Thordarson catalog.

Copyright Thordarson Elect. Mfg. Co.

UNIVERSAL AND MULTI-MATCH DRIVER (D) TRANSFORMERS

Versatility of application reduces to a minimum transformer obsolescence which is a costly problem to the amateur in these days of rapid tube development. Through the use of five ratios on each transformer, these transformers will handle all driver requirements usually encountered in amateur transmitter circuits.

4D

3H

2B

Universal Driver Transformers "19" Series

Type No.	List Type	Cap. Watts	Max. Pri. M.A. Per Side	Ratio Pri. to ½ Sec.	Mtg. Fig.	Mtg. Centers Width	Mtg. Centers Depth	Dimensions W.	Dimensions D.	Dimensions H.	Wt. Lbs.
T-19D01	$6.25	15	60	1:1, 1.2:1, 1.4:1, 1.6:1, 1.8:1	4D	3 3/8		3 15/16	3 3/8	3 1/2	3 1/2
T-19D02	6.25	15	60	2:1, 2.2:1, 2.4:1, 2.6:1, 2.8:1	4D	3 3/8		3 15/16	3 3/8	3 1/2	3 1/2
T-19D03	6.25	15	60	3:1, 3.2:1, 3.4:1, 3.6:1, 3.8:1	4D	3 3/8		3 15/16	3 3/8	3 1/2	3 1/2
T-19D04	6.25	15	60	4:1, 4.5:1, 5:1, 5.5:1, 6:1	4D	3 3/8		3 15/16	3 3/8	3 1/2	3 1/2
T-19D05	6.25	15	Primary for 500 ohm line	1:3.15, 1:2.75, 1:2.5, 1:2.25, 1:2, 1:1.75, 1:1.4, 1:1.25, 1:.85, 1:.75	4D	3 3/8		3 15/16	3 3/8	3 1/2	3 1/2

C.H.T. Multi-Match Driver Transformers

Feature Convenient Switchboard Plug-In Terminal Board and Compound Filled Cases

T-15D78*	9.00	15	60	3:1, 3.2:1, 3.4:1, 3.6:1, 3.8:1	4U	3 5/8	3 15/16	4 5/16	4 3/8	4 3/4	6
T-15D79*	9.00	15	60	4:1, 4.5:1, 5:1, 5.5:1, 6:1	4U	3 5/8	3 15/16	4 5/16	4 3/8	4 3/4	6
T-15D82	9.00	15	Primary for 500 ohm line	1:3.15, 1:2.75, 1:2.5, 1:2.25, 1:2, 1:1.75, 1:1.4, 1:1.25, 1:.85, 1:.75	4U	3 5/8	3 15/16	4 5/16	4 3/8	4 3/4	5 3/4
T-15D83	15.00	30	Primary for 500 ohm line	1:3.15, 1:2.75, 1:2.5, 1:2.25, 1:2, 1:1.75, 1:1.4, 1:1.25, 1:.85, 1:.75	4U	3 5/8	3 15/16	4 5/16	4 3/8	4 3/4	8 1/2

*P.P. 45 or 2A3, 6B4G.

FILAMENT (F) TRANSFORMERS

The essentials of improved voltage regulation and minimum heat rise have been given prime consideration in the design of these units. Ratings given are for continuous operation at full load.

2N

3C

2D

3E

2G

Type No.	List Price	Primary Volts	Secondary Volts	Sec. Amps.	Pri. V.A.	R.M.S. Test Volts	Mtg. Fig.	Mtg. Centers Width	Mtg. Centers Depth	Dimensions W.	Dimensions D.	Dimensions H.	Wt. Lbs.
Single Secondary													
T-50F61	$1.75	115	2.5 Ct.	3.5	10	1600	2B	2 3/8		2 7/8	1 3/4	2 3/8	1
T-19F88	2.00	115	2.5 Ct.	5.25	15	1600	2B	2 3/8		2 7/8	2 1/8	2 3/8	1 1/4
T-19F75	2.25	115	2.5 Ct.	5	12.5	7500	2B	2 5/16		3 3/8	2 1/8	3	2
T-19F89	2.25	115	2.5 Ct.	10	25	1600	2B	2 15/16		3 3/8	2 1/8	3	2
T-19F90	3.00	115	2.5 Ct.	10	25	7500	3C	2	1 3/4	2 9/16	2 1/4	3 1/4	2 1/4
T-64F33	6.00	105/110/115	2.5 Ct.	10	25	7500	2N	3 1/4	2 1/16	3 3/4	3 1/4	4	4 1/2
T-19F82	5.00	115	2.5 Ct.	15	45	10000	3C	3 1/4	1 3/4	3 3/4	2 7/16	4	4
T-63F99	3.25	115	5 Ct.	4	20	1600	2D	2 1/8	1 9/16	2 7/16	3	3 1/8	2 1/4
T-19F83	2.25	115	5 Ct.	5	30	1600	2B	2 5/16		3 3/8	2 1/8	3	2
T-19F84	2.75	115	5 Ct.	8	45	1600	3C	2	1 3/4	2 9/16	2 1/4	3 1/4	2 3/4
T-19F85	4.00	115	5 Ct.	13	75	1600	3C	3 1/4	1 3/4	3 3/4	2 7/16	4	4
T-19F86	5.50	115	5 Ct.	21	120	1600	3C	3 1/4	2 7/16	3 3/4	2 3/4	4	4 1/2
T-74F23	5.00	105/110/115	5 Ct.	13	75	1600	2D	3 1/4	1 7/8	3 3/4	3 1/4	4	4 1/4
T-74F24	8.50	105/110/115	5 Ct.	21	125	1600	2D	2 3/4	1 15/16	3 3/4	3 11/16	4 5/8	5 1/4
T-19F91	2.50	115	5.25 Ct.	4	25	1600	3C	2	1 3/4	2 9/16	2 1/4	3 1/4	2 1/4
T-19F92	3.50	115	5.25 Ct.	18	75	1600	3C	3 1/4	1 3/4	3 3/4	2 7/16	4	4
T-19F80	1.35	115	6.3 Ct.	1	7	1600	2B	2		2 5/16	1 5/8	2	5/8
T-19F81	1.50	115	6.3 Ct.	2	14	1600	2B	2 3/8		2 7/8	1 3/4	2 3/8	3/4
T-19F97	1.75	115	6.3 Ct.	3	21	1600	2B	2 3/8		2 7/8	2 1/8	2 3/8	1 1/2
T-61F85	2.25	115	6.3, 5, 2.5	2.5	18	1600	3E	3 1/8		3 5/8	2 3/8	2 1/4	1 1/2
T-73F60	4.00	105/110/115	6.3 Ct.	5	36	1600	2D	2 1/8	1 3/4	2 7/8	2 15/16	3 11/16	3 1/4
T-19F98	2.75	115	6.3 Ct.	6	47	1600	3C	2	1 7/8	2 9/16	2 3/8	3 1/4	2 3/4
T-19F99	3.50	115	6.3 Ct.	10	73	1600	3C	3 1/4	1 3/4	3 3/4	2 7/16	4	4
T-19F93	2.50	115	7.5 Ct.	4	34	1600	3C	2	1 3/4	2 9/16	2 1/4	3 1/4	2 1/4
T-19F94	3.00	115	7.5 Ct.	8	67	1600	3C	2 1/4	2 1/4	3	2 7/8	3 3/4	4
T-19F95	2.75	115	10 Ct.	4	48	1600	3C	2	1 3/4	2 9/16	2 1/4	3 1/4	2 3/4
T-19F96	3.50	115	10 Ct.	8	92	1600	3C	2 1/4	2 1/4	2 11/16	2 7/8	3 3/4	4
T-64F14	5.00	105/110/115	10 Ct.	8	90	1600	2D	3 1/4	2	3 3/4	3 3/8	4	5
T-19F87	6.25	115	10 Ct.	12	140	1600	3C	3 1/4	2 11/16	3 3/4	3 5/16	4	6 3/4
Multiple Secondaries													
T-19F76	$4.75	115	Sec. 1-5 V. Sec. 2-7.5/6.3/5	3 6	67	1600 1600	2G	2 15/16	2 5/16	3 5/8	3 1/8	4 5/8	4 3/4
T-19F77	8.25	115	Sec. 1-5 V. Sec. 2-2.5 V. Ct. Sec. 3-10/7.5/6.3/5	3 10 8	133	1600 7500 1600	2G	3	2 7/8	3 3/4	3 5/8	4 15/16	7
T-19F78	5.75	115	Sec. 1-2.5 V. Ct. Sec. 2-5 V.	10 3	45	7500 1600	2G	2 15/16	2 5/16	3 5/8	3 3/8	4 5/8	5
T-19F79	6.75	115	Sec. 1-6.3 V. Ct. Sec. 2-10/7.5/6.3/5	3 10	133	1600 1600	2G	2 11/16	2 15/16	3 5/8	3 5/8	4 5/8	6
T-79F84	4.75	115	Sec. 1-2.5 V. Ct. Sec. 2-5 V. Ct. Sec. 3-6.3 V. Ct.	3.5 3 3	48	1600 1600 1600	2G	2 15/16	2 5/16	3 5/16	3 1/8	4 5/8	4 3/4

We can supply all Thordarson products. Ask for complete Thordarson catalog.

Copyright Thordarson Elect. Mfg. Co.

MODULATION TRANSFORMERS FOR SPECIFIC APPLICATIONS

To couple the plate or plates of an audio output stage to a Class C R.F. load.

Type No.	List Price	Tube Type	Class	Ohms Impedance Pri.	Ohms Impedance Sec.	Max. D.C. Sec. M.A.	Max. Audio Pwr. Watts	Mtg. Fig.	Mtg. Centers Width	Mtg. Centers Depth	Dimensions W.	Dimensions D.	Dimensions H.	Wt. Lbs.
T-17M59	$2.75	1-6A6, 6N7 or 53	B	10,000	3,000 3,750/4,500	100	10	2F	2 15/16		3 3/8	2 1/2	3	2
T-64M26	6.00	2-46 or 59 2-250	B AB	5,800	5,000 10,000	100	40	2D	3 1/4	2 1/8	3 3/4	3 3/8	4	5
T-84M70	10.00	2-6L6 2-35T 4-210	AB B B	3,800	2,500 5,000 7,500	250 200 150	75	2D	2 3/4	2 13/16	3 3/4	4 11/16	4 5/8	10
T-14M49	18.00	2-TZ-40	B	6,900	2,850 4,500 6,500	350 300 235	175	2Q	6 3/4	3 3/16	7 1/2	5 5/8	6 3/8	20

2D

"19" SERIES UNIVERSAL MODULATION TRANSFORMERS

Type No.	List Price	Capacity Watts	Pri. M.A. Each Side	Secondary M.A. Series	Secondary M.A. Parallel	Mtg. Fig.	Mtg. Centers Width	Mtg. Centers Depth	Dimensions W.	Dimensions D.	Dimensions H.	Wt. Lbs.
T-19M13	$4.75	15	50	50	100	4D	2 15/16		3 3/8	2 7/8	3	2
T-19M14	8.25	30	75	75	150	2N	3 1/4	1 13/16	3 3/4	3 1/8	4	4 1/2
T-19M15	12.00	60	125	125	250	2N	3 1/4	2 9/16	3 3/4	3 3/4	4	6 1/2
T-19M16	17.00	100	175	175	350	2N	3 1/4	2 3/4	4 1/4	4 1/4	6 1/8	12 1/2
T-19M17	27.50	250	225	225	450	2Q	7 3/4	3 3/16	8 1/2	5 3/4	6 7/8	30 3/4

2F

2Q

C. H. T. MULTI-MATCH MODULATION TRANSFORMERS

A premium feature of this group is the exclusive Thordarson Switchboard Plug-in terminal board, enabling quick and accurate matching of tube loads without soldering.

T-11M74	$11.00	40	100	80	160	4U	3 5/8	3 7/32	4 5/16	4 3/8	4 3/4	7 3/4
T-11M75	12.75	75	145	145	290	4U	3 5/8	3 7/32	4 5/16	4 3/8	4 3/4	9
T-11M76	22.50	125	210	160	320	4U	4 9/16	4 3/4	5 3/8	5 9/16	6 3/8	18
T-11M77	30.00	300	250	250	500	4U	5 3/8	6 1/8	6 9/16	7 5/8	7 7/16	30
T-11M78	60.00	500	320	320	640	3P	3 1/16	10 3/8	5 3/8	13 1/4	6 7/8	54

2N

PLATE SUPPLY (P) TRANSFORMERS

While ordinarily used to supply the plate voltage for amateur transmitters, there are additional applications requiring relatively high voltages in which Thordarson plate transformers may be used to good advantage. Thordarson plate transformers are rated in D.C. voltages from a two section filter which includes the voltage drop through the rectifier tubes. Designed especially for Amateur transmitting or experimental equipment. Electrostatic shielding is provided between primary and secondary windings.

Type No.	List Price	Primary Volts	Sec. A.C. Load Volts	D.C. Volts	Bias Tap	D.C. M.A.	Pri. V.A.	Mtg. Fig.	Mtg. Centers Width	Mtg. Centers Depth	Dimensions W.	Dimensions D.	Dimensions H.	Wt. Lbs.
T-19P54	$6.00	115	560-0-560	400		150	115	2G	3	2 5/8	3 3/4	3 3/8	4 5/16	7
T-19P55	6.50	115	660-0-660 550-0-550	500 400	30 V.	250	200	2G	3	3 7/16	3 3/4	4 5/16	4 15/16	8
T-84P60	7.50	115	515-0-515	400	30 V.	250	190	2G	3	4	3 11/16	4 3/4	4 15/16	11 3/4
T-19P70	11.50	115	900-0-900 605-0-605	750* 400		100 225	260	2G	3	3 7/8	3 3/4	4 5/8	4 15/16	11 1/2
T-19P56	7.00	115	900-0-900 800-0-800	750 600		225	260	2G	3	3 1/2	3 3/4	4 1/4	4 15/16	10
T-19P57	8.50	115	1075-0-1075 500-0-500	1000* 400		125 150	245	2G	3	3 3/4	3 3/4	4 1/2	4 15/16	10 1/2
T-19P58	15.00	115	1200-0-1200 900-0-900	1000* 750		200 150	500	2G	3 1/4	3 11/16	4 3/8	5 3/8	6 1/8	19
T-19P69	15.00	115	1180-0-1180 900-0-900	1000 750		300	430	2G	3 3/4	3 5/8	5 1/16	6 1/4	6 3/4	20
T-19P71	14.00	115	1325-0-1325 595-0-595	1250* 400		125 200	320	2G	3	4 1/16	3 7/8	5 1/8	4 5/8	13
T-19P59	17.50	115	1560-0-1560 1250-0-1250	1250 1000		300	550	2K	4 9/16	3 5/16	5 7/8	7 5/8	6 1/8	26 1/2
T-19P60	21.00	115	1875-0-1875 1560-0-1560	1500 1250		300	620	2K	5 3/4	4 3/8	6 11/16	7 1/8	6 3/4	29 1/4
T-19P61	22.50	115	2125-0-2125 1875-0-1875	1750 1500		300	745	2K	5 3/4	4 5/8	6 11/16	7 3/8	6 3/4	31 1/2
T-19P62	26.75	115	2420-0-2420 2125-0-2125	2000 1750		300	860	2K	5 3/4	5	6 11/16	7 3/4	6 3/4	34 1/2
T-19P65	31.00	115	3000-0-3000 2420-0-2420	2500 2000		300	1195	2K	5 3/4	6	6 11/16	9 1/8	6 3/4	44
T-19P63	25.75	115	1560-0-1560 1265-0-1265	1250 1000		500	925	2K	5 3/4	5 1/4	6 11/16	8 5/8	6 3/4	38
T-19P64	29.75	115	1875-0-1875 1560-0-1560	1500 1250		500	1130	2K	5 3/4	6	6 11/16	9 1/8	6 3/4	43 1/4
T-19P66	41.50	115	2125-0-2125 1875-0-1875	1750 1500		500	1185	2K	5 3/4	4 3/8	6 11/16	7 1/4	9 9/16	45 1/2
T-19P67	50.00	115	2450-0-2450 2125-0-2125	2000 1750		500	1380	2K	5 3/4	4 5/8	6 11/16	7 1/2	9 9/16	51
T-19P68	58.50	115	3000-0-3000 2450-0-2450	2500 2000		500	1760	2K	5 3/4	5 5/8	6 11/16	8 1/2	9 9/16	61

3G

3U

4U

2K

*These transformers designed for double rectifiers and will deliver both secondary ratings simultaneously. If only the lower voltage taps are used the current rating is equal to the current rating of both windings.

We can supply all Thordarson products. Ask for complete Thordarson catalog.

UNIVERSAL REPLACEMENT POWER TRANSFORMERS — "13R" SERIES

The choice of servicemen in all parts of the world because of the universal adaptability to receiver replacement, from both electrical and mechanical considerations. Adjustable mounting brackets permit flush, vertical or horizontal mounting. Replacement recommendations are given in Thordarson Replacement Transformer Encyclopedia No. 352.

3A Flush

3A Horizontal

3A Vertical

Type No.	List Price	Pri. V.A.	Secondary A.C. Load Volts	Secondary D.C. M.A.	Filament Windings: Rect. Fil.	Fil. No. 1	Fil No. 2	Fil No. 3	Mtg. Fig.	Mtg. Centers Width	Mtg. Centers Depth	Dimensions W.	Dimensions D.	Dimensions H.	Wt. Lbs.
T-13R19	$3.00	45	240-0-240	40	5V—2A	6.3V—2A Ct.			3A	2½	2⅛	3	2½	2½	2½
T-13R11	3.25	60	290-0-290	50	5V—3A	6.3V—2A Ct.			3A	2½	2⅛	3	2½	2¾	3¼
T-13R20	3.75	60	305-0-305	70	5V—2A	6.3V—3.5A Ct.			3A	2½	2⅛	3	2½	3⅝	3¼
T-13R12	3.75	65	350-0-350	70	5V—3A	6.3V—2.5A Ct.			3A	2½	2⅛	3	2½	3⅛	3¼
T-13R13	4.50	90	350-0-350	90	5V—3A	6.3V—3.5A Ct.			3A	3⅛	2½	3¾	3⅛	3½	5¼
T-13R14	5.00	115	350-0-350	120	5V—4A	6.3V—4.7A Ct.			3A	3⅛	2½	3¾	3⅛	3⅝	5¼
T-13R15	5.75	140	375-0-375	150	5V—4A	6.3V—5A Ct.			3A	3¾	3	4½	3¾	3⅞	6½
T-13R16	6.50	180	400-0-400	200	5V—4A	6.3V—5.14A Ct.			3A	3¾	3	4½	3¾	3⅝	7¾
T-13R17	4.25	85	300-0-300	60	5V—3A	6.3V—2.5A Ct.	2.5V—7.5A Ct.		3A	2⅝	2¼	3⅜	2⅝	3⅛	4½
T-13R18	5.00	115	350-0-350	90	5V—3A	6.3/2.5—3.5A Ct.	2.5V—9A Ct.		3A	3¾	3	4½	3¾	3¼	5¾
T-13R08	5.00	105	350-0-350	90	5V—3A	6.3V—3.3A Ct.	2.5V—6A Ct.		3A	3⅛	2½	3¾	3⅛	3⅝	5¼
T-13R09	6.25	160	375-0-375	180	5V—3A	6.3V—3.3A Ct.	2.5V—6A Ct.		3A	3¾	3	4½	3¾	3⅝	7½
T-13R00	4.50	70	275-0-275	70	5V—3A	5V—.5A Ct.	2.5V—10.5A Ct.		3A	2⅝	2¼	3⅜	2⅝	3⅝	4
T-13R01	3.50	60	325-0-325	40	5V—3A	2.5V—4A Ct.			3A	2⅛	2⅛	3	2½	2¾	3¼
T-13R02	3.75	60	350-0-350	50	5V—3A	2.5V—7.25A Ct.			3A	2½	2⅛	3	2½	2⅝	3¼
T-13R03	4.25	75	350-0-350	70	5V—3A	2.5V—9A Ct.			3A	2⅝	2¼	3⅜	2⅝	3⅝	4
T-13R04	5.00	115	350-0-350	100	5V—3A	2.5V—12.5A Ct.			3A	3⅛	2½	3¾	3⅛	3⅞	5¼
T-13R05	5.00	110	350-0-350	70	5V—3A	2.5V—9A Ct.	2.5V—3.5A Ct.		3A	3⅛	2½	3¾	3⅛	3⅝	5¼
T-13R06	5.75	130	350-0-350	120	5V—3A	2.5V—12.5A Ct.	2.5V—3.5A Ct.		3A	3¾	3	4½	3¾	3⅞	6½
T-13R07	6.00	140	400-0-400	110	5V—3A	2.5V—15A Ct.	2.5V—3.5A Ct.		3A	3¾	3	4½	3¾	3⅞	6¾

Amplifier, Transmitter and Replacement Power Transformers

FULLY SHIELDED — UPRIGHT MOUNTING

Leads are brought out through opening in base.

2G

3L

4G

3C

T-56R01	$5.75	60	325-0-325	70		5V—2A	2.5V—3A Ct.	1.5V—1A 1.5V—4A	5V—.5A Ct.	2G	2⅝	2⅝	3⅝	3⅝	4⅝	5¾
T-56R03	6.75	85	350-0-350	105		5V—3A	2.5V—3A Ct.	2.5V—1.75A Ct.	1.5V—5A 1.5V—1A	2G	3	2⅝	3¾	3⅝	4⅝	7¼
T-56R05	6.75	115	350-0-350	110		5V—3A	2.5V—9A Ct.	2.5V—3A Ct.	2.5V—3A Ct.	2G	3	2⅝	3¾	3⅝	4⅝	7¾
T-70R78	4.25	60	340-0-340	55		5V—2A	6.3V—1.5A Ct.			2G	2⅝	2⅛	3⅝	2¾	4⅝	4
T-17R34	5.25	90	300-0-300	125		5V—2A	6.3V—4.8A Ct.			2G	2⅝	2⅝	3⅝	3⅝	4⅝	4¾
T-17R35	3.50	60	290-0-290	50		5V—3A	6.3V—2A Ct.			4G	2	1⅝	2⅝	3	3⅛	3½
T-17R36	4.00	65	350-0-350	70		5V—3A	6.3V—2.5A Ct.			4G	2	2½	2⅝	3⅝	3⅛	3½
T-17R37	4.75	90	350-0-350	90		5V—3A	6.3V—3.5A Ct.			2G	2⅝	2⅛	3⅝	3½	4⅝	5½
T-17R38	5.25	115	350-0-350	120		5V—4A	6.3V—4.7A Ct.			2G	2⅝	2⅝	3⅝	3⅝	4⅝	5½
T-70R61	4.75	60	385-0-385	70		5V—2A	6.3V—2.5A Ct.			2G	2⅝	2⅝	3⅝	3⅛	4⅝	4¾
T-70R62	6.25	110	350-0-350	145		5V—3A	6.3V—4.5A Ct.			2G	3	3⅛	3¾	3⅞	4⅝	8½
T-92R21	7.50	150	389-0-389	200		5V—3A	6.3V—5A Ct.			2G	3	3½	3¾	4¼	4⅞	9
T-17R30	8.50	200	370-0-370	280		5V—3A	6.3V—7A Ct.			2G	3	3⅝	3¾	4⅜	4⅝	9½
T-17R31	12.50	300	430-0-430	325		5V—6A	6.3V—8A Ct.			2G	3	3½	3¾	4¼	4⅝	13½
T-74R28	6.75	105	440-0-440	125	38V	5V—3A 2.5V—3A	6.3V—3.3A Ct.			2G	3	2⅝	3¾	3⅝	4⅝	8
T-87R85	7.50	145	330-0-330	160	77V	5V—3A 5V—2A	6.3V—2A Ct.	2.5V—5A Ct.		2G	3	3⅛	3¾	3⅞	4⅝	8½
T-68R26	7.25	160	550-0-550	150		5V—3A	7.5V—2.5A Ct.	2.5V—5A Ct.		2G	3	3½	3¾	4¼	4⅝	10½
T-69R35	6.75	135	385-0-385	200		5V—3A	6.3V—3A Ct.			2G	3	3½	3¾	4¼	4⅝	9½
T-75R50	7.75	160	435-0-435	250	80V	5V—3A 2.5V—3A	6.3V—1.5A Ct.	2.5V—10A Ct.		2G	3	3½	3¾	4¼	4⅝	10½
T-83R85	12.50	290	740-0-740 325-0-325	200	150V	5V—3A 2.5V—3A	7.5V—5A Ct.			2G	3	4½	3¾	5¼	4⅝	13½
T-89R28	11.50	250	550-0-550	275 75		5V—3A Ct 5V—2A Ct.	6.3V—6A Ct.			2G	3	4½	3⅝	5¼	4⅝	15
T-19R30	8.00	170	560-0-560	150		5V—3A	6.3V—3A Ct.	7.5V—2.5A Ct.		2G	3	3¼	3¾	4	4⅝	8¾

C. H. T. POWER TRANSFORMERS

For amplifiers, transmitters, or deluxe receivers. Designed to operate continuously at full rated load. Cases compound filled for complete coil protection.

T-15R04	7.50	30	255-0-255	25			6.3V—2.1A Ct.			3U	2⅜	2½	3	3	3⅝	3
T-15R05	13.25	150	340-0-340	135	77V	5V—3A 5V—2A	6.3V—4A Ct.	*6.3V—2A Ct. *2.5V—5A Ct.		3U	3⅝	3⅞	4⅝	4⅞	5⅞	10
T-15R06	12.25	155	360-0-360	175		5V—3A	6.3V—5A Ct.			3U	3⅝	3⅞	4⅝	4⅛	5⅞	11
T-15R07	13.25	238	380-0-380	280		5V—3A	6.3V—7A Ct.			3U	3⅝	4¼	4⅝	4⅞	5⅜	12
T-15R08	16.00	253	450-0-450	325		5V—6A	6.3V—8A Ct.			3U	4⅝	4 1/16	5⅜	4⅝	6⅜	22

SPEAKER FIELD SUPPLY TRANSFORMERS

T-67R97	4.25	55	115 V.D.C. @ 50 to 250	5V—3A					4G	3¼	1⅝	3⅞	3⅛	3⅝	4¾
T-92R53	5.75	120	300 V.D.C. @ 200	5V—3A					4G	3¼	2⅜	3⅝	3⅞	3¼	6¼

*Not simultaneous — for 2A3's or 6A3's Fil.

UNIVERSAL 115 VOLT A. C. OR 6 VOLT D. C. VIBRATOR POWER TRANSFORMER

T-14R40	$7.50	350V. DC @	135 Ma.	Fil.-6.3VCt. 4.75 Amp.	2G	3	3¼	3¾	4	4⅝	8½

We can supply all Thordarson products. Ask for complete Thordarson catalog.

Copyright Thordarson Elect. Mfg. Co.

OUTPUT (S) TRANSFORMERS

For coupling audio power amplifier tubes to a loud speaker voice coil or line. Correctly matching the output tubes to a speaker load is important. Efficiency, frequency response and distortion are affected by this matching. Small, unshielded types are listed for use with receivers where the transformer is usually mounted on the loud speaker frame. Larger shielded types have multiple secondary impedances as required in sound amplifiers. C.H.T. output transformers have a greater selection of output impedances, meeting practically all speaker requirements. These units are compound filled and are provided with jacks and plugs to facilitate speaker matching. Tertiary winding included on some types for inverse feed-back voltage.

3B

Type No.	List Price	Tube Type	Class	Ohms Impedance Pri.	Ohms Impedance Sec.	Pri. M.A. Per Side	Max. Watts	Mtg Fig.	Mtg. Centers Width	Mtg. Centers Depth	Dimensions W.	Dimensions D.	Dimensions H.	Wt. Lbs.
REPLACEMENT OUTPUT TRANSFORMERS														
T-14S81	$1.25	1-42, 2A5, 6F6 or P-P45, 71	A	7,000 Ct.	3 to 6	40	5	3B	2		2⅜	1⅝	1⅜	½
T-14S82	1.25	1-25L6	A	1,500	3 to 6	55	5	3B	2		2⅜	1⅝	1⅜	½
T-14S83	1.25	1A5-G, 1E7-G	A	25,000 Ct.	3 to 6	8	5	3B	2		2⅜	1⅝	1⅜	½
T-14S84	1.25	1-1C5G, 1Q5G	A	8,000	3 to 6	10	5	3B	2		2⅜	1⅝	1⅜	½
T-13S37	1.25	1-6F6, 42, 2A5, 47	A	7,000	1/2/4	36	5	3E	2		2⅜	2	1⅜	½
T-13S39	1.25	1-45, 12A5, 43, 71A	A	4,000	1/2/4	36	5	3E	2		2⅜	2	1⅜	½
T-13S43	1.35	1-1F4, 1D4, 1F5G	A	16,000	1/2/4	10	5	3E	2		2⅜	1⅝	1⅜	½
T-33S99	1.50	2-45, 71, 43, 25A6 P-P	A	8,000 Ct.	6 to 12	36	10	2B	2⅜		2⅞	2⅛	2⅜	1¼
T-13S40	1.50	2-6F6, 42 P-P, 2-2A5, 47 P-P	A	14,000 Ct.	1/2/4	40	10	3E	2⅜		2⅝	2	1⅝	¾
T-81S01	1.50	1-19, 1J6G, 1G6G P-P 2-30, 49 P-P	B B	10,000 Ct.	2/4/8	15	8	2B	2⅛		2⅝	1⅝	2	¾
HEAVY DUTY OUTPUT TRANSFORMERS TO LINE OR SPEAKER (High Level)														
T-72S58	$1.65	Pentode Plate to phones or oscillator	A	10,000	2,000 50	30	5	2B	2⅛		2⅝	1⅝	2	¾
T-17S10	3.00	1-6L6	A	2,500	2/4/8/500	80	8	2F	2⅝		3⅜	2½	3	2¼
T-17S11	4.50	2-6V6 P-P	AB1	8,000*	4/8/15/250/500	52	15	2F	3 11/16		3⅝	3⅛	3½	3½
T-17S12	4.50	2-6L6 P-P	AB1	4,300* (with 300 V. on plate and screen)	4/8/15/250/500	95	25	2F	3 11/16		3⅝	3⅛	3½	3½
T-17S13	6.00	2-6L6 P-P	AB1	6,600*	4/8/15/250/500	80	34	2G	2 15/16	2⅝	3⅝	3⅜	4⅝	5½
T-17S14	6.00	2-6L6 P-P	AB2	5,500*	4/8/15/250/500	90	40	2G	2 15/16	2⅝	3⅝	3⅜	4⅝	5¼
T-17S15	6.50	4-6L6 P-P Par.	AB1	3,300*	4/8/15/250/500	155	60	2G	2 15/16	2 15/16	3⅝	3⅝	4⅝	5¾
T-68S06	2.50	1-6F6, 42, 2A5, 1-47	A	7,000	10 or 2,000	36	5	2F	2⅜		2⅞	1⅞	2⅜	1
T-67S51	3.50	2-6F6, 42, 2A5, 47 P-P	A	14,000	4/8/15/500	40	20	2F	2⅝		3⅜	2½	3	2¼
T-67S48	3.50	2-45, 71, 43, 25A6 P-P 1-6N7, 6A6, 53 P-P	A B	8,000	4/8/15/500	36	25	2F	2⅝		3⅝	2½	3	2¼
T-67S52	4.00	2-46, 59 P-P 2-6F6, 42, 2A5 P-P 2-6N7, 6A6, 53 P-P Par.	B AB2 B	5,800	4/8/15/500	60	30	2F	3 11/16		3⅝	3⅛	3½	3½
T-58S72	3.75	2-2A3, 6B4G P-P 2-48, 25L6 P-P	AB A	3,000	4/8/15/500	60	30	2F	3 11/16		3⅝	3⅛	3½	3¼
T-67S54	4.00	2-6L6 P-P 2-2A3, 6B4G, 45 P-P	A AB	5,000	4/8/15/500	60	30	2F	3 11/16		3⅝	3⅛	3½	3½
T-67S92	4.00	4-2A3, 6B4G, 45 P-P Par. 4-48, 25L6, P-P Par.	AB A	1,500	4/8/15/500	80	40	2F	3 11/16		3⅝	3⅛	3½	3½
T-65S94	4.00	2-50 P-P 2-6F6, 42, 2A5 P-P	A AB2	8,000	4/8/15/500	55	40	2F	3 11/16		3⅝	3⅛	3½	3½
T-75S75	4.00	2-6F6, 42 or 2A5 1-6N7, 6A6, 53 P-P 2-6N6G, 6B5, 2B6, 6AC5 P-P	AB2 B A	10,000	4/8/15/500	45	40	2F	3 11/16		3⅝	3⅛	3½	3½
T-84S58	6.00	2-6L6 P-P	AB2	3,800	4/8/15/500	115	60	2G	2 15/16	2⅝	3⅝	3⅜	4⅝	6
T-89S75	4.00	2-6L6 P-P	AB1	6,600	4/8/15/500	80	40	2F	3 11/16		3⅝	3⅛	3½	3½

*10% feed-back winding.

2B

2F

2G

UNIVERSAL REPLACEMENT TUBE TO VOICE COIL

Preferred by many because of their wide plate impedance and voice coil coverage. Proper matching of load impedances to speaker voice coils is accomplished by using taps as specified in the instruction sheets.

T-13S38	$1.50	Universal	A	4,000/7,000	Adjustable	36	8	3E	2⅜		2⅝	2	1⅜	¾
T-14S85	1.50	Single or		8,000/10,000	.1 to 29			3B	2⅜		2⅝	1⅝	1⅝	¾
T-57S01*	2.00	P-P Tubes		14,000 Ct.				2E	2⅜		2⅞	2½	2⅜	1¼
T-57S02†	2.00							2B	2⅜		2⅞	2⅛	2⅜	1¼
T-13S42	1.50	Universal Single Tube	A	1,500/2,000 4,000/5,000 7,000	Adjustable .1 to 29	55	10	3E	2⅜		2⅝	2	1⅜	¾
T-13S41	2.75	Universal P-P Tubes	A	3,000/5,000 6,600/7,000 8,000/10,000	Adjustable .1 to 29	60	20	2E	2⅝		3⅜	2½	3	2¼

*Solder terminals for voice coil connections. †Color coded leads for voice coil connections.

2E

UNIVERSAL TUBE TO LINE

T-61S25	$3.25	Univ. Single Tube	A	2,500/4,000 5,000/6,000/7,000	500	60	10	2E	2 15/16		3⅜	2½	3	2¼
T-61S26	3.50	Univ. P-P Tubes	A	8,000/10,000 12,000/14,000 Ct.	500	55	10	2E	2⅝		3⅜	2½	3	2¼

2D

UNIVERSAL LINE TO VOICE COIL

T-53S81	$4.75	Line to Voice Coil		500/250	4-8-15	35	2D	2⅛	1¾		2⅞	2⅝	3 11/16	3½
T-60S48	3.00	Line to Voice Coil		500/1,000	Pri. as 500	10	2E	2⅝			3⅜	2½	3	2
T-17S18	3.75	1 to 6 may be con. in par. to 500 ohm line		1,500/2,000 2,500/3,000	ohm-.06 to 8.; pri. as 1,000 ohm .12 to 16, etc.		2D	2⅛	1 15/16		3	2¾	2⅝	2¼
T-14S80	2.00	Line to Voice Coil		500	2/4/6/8	12	2E	2⅜			2⅞	2½	2⅝	1½

We can supply all Thordarson products. Ask for complete Thordarson catalog.

Copyright Thordarson Elect. Mfg. Co.

C. H. T. MULTIPLE TAP OUTPUT TRANSFORMERS

Include these C. H. T. premium quality features: Switchboard plug-in terminal board for quick and accurate selection of secondary impedances, conservative design for exceptional performance, and complete coil protection against humidity. Tertiary winding to give a feedback voltage 10% of full primary. Split Primaries.

3U

Type No.	List Price	Application	Class	Ohms Impedance Pri.	Ohms Impedance Sec.	Pri. M. A. Per Side	Max. Watts	Mtg. Fig.	Mtg. Centers Width	Mtg. Centers Depth	Dimensions W.	Dimensions D.	Dimensions H.	Wt. Lbs.
T-15S90	$10.00	2-6V6 P-P 2-6L6 P-P 2-2A3 P-P (self bias)	AB1 AB1 AB	8,000 5,000 5,000	2/3/4/6/- 8/16/125/- 250/500	70	15	4U	3⅝	3 1/32	4⅝	4⅜	4¾	7¼
T-15S91	12.50	2-6L6 P-P (300 V. P. & Sc.) 2-2A3 P-P(fixed bias)	AB AB	4,300 3,000	Same as above	95	25	4U	3⅝	3 1/32	4⅛	4⅜	4¾	8

C. H. T. CRYSTAL RECORDER TRANSFORMERS

The wave of interest in recording radio programs, speech and other audio happenings has created the desire to build recording equipment. These two transformers are offered to meet the requirements for coupling to a crystal recording head. Secondary designed for constant velocity recording (series connection) and constant amplitude recording (parallel connection).

3H

T-15S98	$10.00	Line to crystal cutting head	500	Series 20,000 Par. 5,000	10	3U	2⅜	2⅛	3	2¾	4	5
T-15S99	10.00	Push-pull 2A3, 6B4G etc. to crystal head	3,000	Series 20,000 Par. 5,000	10	3U	2⅜	2⅛	3	2¾	4	5

VOLTAGE CHANGER (V) TRANSFORMERS

FILAMENT CORRECTOR AUTOTRANSFORMERS

To compensate for variations in line voltage or for drop in filament leads. Correct filament voltage at the tube is made possible.

2E

Type No.	List Price	Capacity Filament Power Watts	Primary Taps	Mtg. Fig.	Mtg. Centers Width	Mtg. Centers Depth	Dimensions W.	Dimensions D.	Dimensions H.	Wt. Lbs.
T-18V24	$2.25	60	105/110/115/120/125V.	2E	2⅜		2⅞	2⅛	2⅜	1
T-18V25	4.00	150	105/110/115/120/125V.	2E	2 13/16		3⅝	2½	2 13/16	1¾

AUTOTRANSFORMERS

Autotransformers consist of a single winding on an iron core. Voltage variation is accomplished by means of taps.

Step Down — Convenience Outlet Type

Input side equipped with cord and plug. Output side has standard receptacle.

2V

Type No.	List Price	Input Volts	Output Volts	Output Load V.A.	Output Load Amps.	Mtg. Fig.	Mtg. Centers Width	Mtg. Centers Depth	Dimensions W.	Dimensions D.	Dimensions H.	Wt Lbs.
T-26V04	$4.75	220-250	110-125	80	0.725	2V	2 13/16	2⅛	3⅜	2⅞	4⅝	4½
T-18V06	6.25	220-250	110-125	150	1.35	2V	2 13/16	2 13/16	3⅝	3⅝	4⅝	6¼
T-50V11	7.50	220-250	110-125	250	2.25	2V	3	3½	3 13/16	4¼	4 13/16	10¼
T-18V07	13.50	220-250	110-125	500	4.5	2V	3	4⅛	3¾	4⅞	4 13/16	13

Line Voltage Adjusting — Convenience Outlet Type

For boosting or lowering line voltage. Input taps may be selected by means of a convenient plug arrangement as illustrated (Fig. 4E)

4E

T-18V20	$6.00	95/105/125	115	100	0.9	2V	2 15/16	2⅛	3⅜	2⅞	4 5/16	4½
T-18V21	7.00	95/105/125	115	150	1.3	2V	2 11/16	2⅝	3⅝	3⅛	4⅝	5
T-18V22	9.00	95/105/125	115	250	2.2	2V	3	2⅝	3 13/16	3⅜	4 13/16	6½
T-18V23	12.50	95/105/125	115	500	4.5	2V	3	3⅛	3 13/16	3⅞	4 13/16	9

LINE REGULATING AUTOTRANSFORMER

Provides for an increase or decrease of 7.5 volts. May be used on any A.C. line of 50-60 cycle frequency from 90V to 125V as a step-up or step-down transformer. Especially suitable for boosting line voltage for fluorescent lighting units. Fully enclosed (similar to 2H) and mounted on a 4' outlet box cover, allowing for complete enclosure of all wiring in a conduit or BX system.

T-18V26	$5.75	90-125	7.5 Variation	1150	10	4L	3⅝	4⅛	3½	4⅓	5

THORDARSON OSCILLOSCOPE KIT

No. 340 Manual

An accurately designed circuit using a 913 tube. Magnifying lens gives clear 2" image and small overall size of unit makes it ideal for relay rack of servicemen and for amateur and experimental uses.

Type No.	List Price	Description
T-11K99	$15.00	Foundation Unit (Consists of punched chassis, panel, light shield, etched panel, ventilated cabinet and 2" magnifying lens with retainer ring, and complete circuit with constructional and operating data.) In addition to the foundation unit, one T-92R33 power transformer (see below) and one T-74C30 filter choke are required.

Circuit diagram, description and complete parts list given in catalog sheet SD266

POWER TRANSFORMERS FOR CATHODE RAY TUBES

No. 333 Amateur Radio

Type No.	List Price	Volts D.C.	M.A.	Rect. Fil.	Fil. No. 1	Fil. No. 2	Mtg. Fig.	Mtg. Centers Width	Mtg. Centers Depth	Dimensions W.	Dimensions D.	Dimensions H.	Wt. Lbs.
T-14R32- For Dumont 24XH; RCA902, 913; National 2002 tubes	$7.50	400 tap—430	15	5V—2A 5V—2A. Ct	6.3V—.6A	2.5V—2A (No. 3, 6.3V—.6A)	2G	2⅛	2⅛	2⅞	3⅜	3 13/16	4
T-92R33 For 913 tube	4.50	**500 tap—400	3 15	6.3V—.9A	6.3V—.6A	6.3V— .6A (No. 3, 2.5V—1.4A)	2F	3 11/16		3 13/16	3⅛	3½	3¼

**With half wave rectification.

#340 Complete Transformer Manual — 35c postpaid — contains Sound Amplifier Guide, Transmitter Guide, and Replacement Encyclopedia with catalogs. A popular book in every technical library.

#333 Amateur Radio — a beginner's guide — 75c postpaid — one of the most comprehensive and clearly written books available for learning Amateur Radio. Cloth bound book, 160 pages, over 100 illustrations. A handy reference book for the experienced amateur.

We can supply all Thordarson products. Ask for complete Thordarson catalog.

Copyright Thordarson Elect. Mfg. Co.

CORNELL DUBILIER

DRY ELECTROLYTIC CAPACITORS

TYPE BR "BLUE BEAVERS*"

Type BR "Blue Beavers" are the most universal capacitors available for use where single section units are required. They are extremely small, handy, and completely eliminate the use of exact duplicate replacement capacitors. Polarity is clearly indicated on a protective varnished cardboard sleeve fitted over a pure aluminum cartridge. Hermetically sealed, vented, and especially designed for use in all radio circuits.

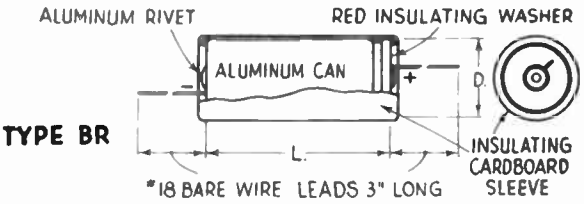

Cat. No.	Cap. Mfd.	Size—Inches Diam. x Length	List Price	Net Price
		25 V. D.C.		
BR 102A	10	5/8 x 1 1/16	$0.50	**$0.30**
BR 202A	20	5/8 x 1 1/16	.55	**.33**
BR 252A	25	5/8 x 1 1/16	.60	**.36**
BR 502	50	5/8 x 1 7/16	.75	**.45**
		50 V. D.C.		
BR 550	5	5/8 x 1 1/16	.50	**.30**
BR 105	10	5/8 x 1 1/16	.55	**.33**
BR 205	20	5/8 x 1 7/16	.60	**.36**
BR 255	25	5/8 x 1 7/16	.70	**.42**
BR 505	50	5/8 x 1 11/16	.85	**.51**
		150 V. D.C.		
BR 415	4	5/8 x 1 1/16	.50	**.30**
BR 815	8	5/8 x 1 1/16	.55	**.33**
BR 1215	12	5/8 x 1 7/16	.60	**.36**
BR 1615	16	5/8 x 1 7/16	.70	**.42**
BR 2015	20	5/8 x 1 11/16	.75	**.45**
BR 3015	30	3/4 x 2	.80	**.48**
BR 4015	40	3/4 x 2	.85	**.51**
		250 V. D.C.		
BR 425	4	5/8 x 1 1/16	.55	**.33**
BR 825	8	5/8 x 1 7/16	.60	**.36**
BR 1225	12	5/8 x 2	.80	**.48**
BR 1625	16	3/4 x 1 11/16	.90	**.54**
BR 2025	20	3/4 x 1 11/16	1.00	**.60**
BR 4025	40	7/8 x 2 1/2	1.15	**.69**
		350 V. D.C.		
BR 435	4	5/8 x 1 7/16	.60	**.36**
BR 835	8	3/4 x 1 11/16	.70	**.42**
BR 1235	12	3/4 x 2	.85	**.51**
BR 1635	16	7/8 x 2	1.00	**.60**
		450 V. D.C.		
BR 145	1	5/8 x 1 1/16	.55	**.33**
BR 245	2	5/8 x 1 1/16	.60	**.36**
BR 445	4	5/8 x 1 7/16	.70	**.42**
BR 845	8	3/4 x 2	.75	**.45**
BR 1045	10	7/8 x 1 7/16	.85	**.51**
BR 1245	12	7/8 x 2	.90	**.54**
BR 1645	16	7/8 x 2 1/2	1.10	**.66**
BR 2045	20	1 x 2 1/2	1.20	**.72**
BR 3045	30	1 x 3	1.45	**.87**
		500 V. D.C.		
BR 850	8	7/8 x 1 11/16	1.05	**.63**
BR 1650	16	1 x 2 1/2	1.60	**.96**

* Reg. U. S. Pat. Off.



TYPES BRL AND BRS "BEAVERS*"

Type BRL "Beavers" are dual and triple common negative capacitors, while Type BRS are dual common positive units. Capacities, voltages and polarity of the leads are clearly defined by color coding stamped on the cardboard tube casing. Units are provided with a mounting strap around the center of the cardboard tube casing which enables mounting with one screw under the chassis assembly.

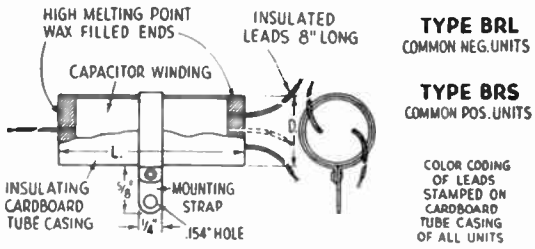

Dual Common Negative Units

Cat. No.	Cap. Mfd.	D.C. W. Volts	Size—Ins. Dia. x Lgth.	List Price	Net Price
BRL 2055	5–5	25	5/8 x 1 3/4	$0.75	**$0.45**
BRL 2101	10–10	25	5/8 x 1 3/4	.85	**.51**
BRL 3055	5–5	50	5/8 x 1 3/4	.90	**.54**
BRL 115	10–10	50	5/8 x 2 1/4	1.00	**.60**
BRL 4415	4–4	150	11/16 x 1 3/4	.85	**.51**
BRL 8815	8–8	150	3/4 x 2 1/2	1.00	**.60**
BRL 8115	8–16	150	13/16 x 2 1/4	1.05	**.63**
BRL 1115	16–16	150	7/8 x 2 1/2	1.15	**.69**
BRL 2115	20–10	150	7/8 x 2 1/2	1.15	**.69**
BRL 2215	20–20	150	7/8 x 2 1/2	1.30	**.78**
BRL 4215	40–20	150	15/16 x 2 1/2	1.40	**.84**
BRL 8125	8–16	250	7/8 x 2 3/4	1.30	**.78**
BRL 1125	16–16	250	1 x 2 3/4	1.50	**.90**
BRL 8845	8–8	450	1 x 2 3/4	1.30	**.78**
BRL 8145	8–16	450	1 1/16 x 3 1/4	1.65	**.99**

Triple Common Negative Units

BRL 201	4–8, 10	150, 25	3/4 x 2 1/2	$1.35	**$0.81**
BRL 202	10–16, 10	150, 25	7/8 x 2 1/2	1.50	**.90**
BRL 203	16–16, 20	150, 25	15/16 x 2 3/4	1.65	**.99**
BRL 205	8–8–8	150	13/16 x 2 1/2	1.40	**.84**
BRL 206	4–8–16	150	7/8 x 2 1/2	1.45	**.87**
BRL 207	10–10–20	150	1 x 2 1/2	1.70	**1.02**

Dual Common Positive Units

Cat. No.	Cap. Mfd.	D.C. W. Volts	Size—Ins. Dia. x Lgth.	List Price	Net Price
BRS 4815	4–8	150	3/4 x 2 1/2	$1.15	**$0.69**
BRS 8815	8–8	150	13/16 x 2 1/2	1.20	**.72**
BRS 1415	4–12	150	13/16 x 2 1/2	1.20	**.72**
BRS 8115	8–16	150	15/16 x 2 1/2	1.35	**.81**
BRS 1115	16–16	150	1 x 2 1/2	1.50	**.90**
BRS 2215	20–20	150	15/16 x 2 7/8	1.65	**.99**
BRS 3115	30–10	150	15/16 x 2 7/8	1.65	**.99**
BRS 3215	30–20	150	1 x 2 7/8	1.70	**1.02**

Copyright by U.C.P., Inc.

Prices Subject to Change Without Notice

CORNELL DUBILIER

DRY ELECTROLYTIC CAPACITORS



TYPE EZ UNIVERSAL MOUNTING UNITS

Type EZ capacitors are especially popular for radio servicing where low cost replacements are required. They are designed with mounting feet for upright mounting to replace inverted can-type units, spade-lug units, or may be mounted beneath the chassis by means of the mounting strap provided around the center of the cardboard tube casing. In any instance, the unused mountings may easily be cut off.

These units are without doubt the most practical all-around replacement capacitors available and incorporate C-D etched foil features in design and construction. They are completely sealed in moisture-proof cardboard tube casing, filled with special wax compound, and provided with insulated wire leads eight inches long.

All units are clearly stamped with capacities, voltages and color code designation of leads.

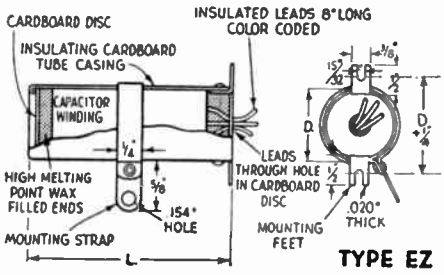

TYPE EZ

Cat. No.	Cap. Mfd.	D.C. W. Volts	Size—Ins. Dia. x Lth.	List Price	Net Price
EZ 825	8	250	7/8 x 2 1/2	$0.65	**$0.39**
EZ 1625	16	250	1 x 2 3/4	.90	**.54**
EZ 2425	24	250	1 1/16 x 2 3/4	1.05	**.63**
EZ 835	8	350	15/16 x 2 1/2	.70	**.42**
EZ 1235	12	350	15/16 x 2 3/4	.85	**.51**
EZ 1635	16	350	1 x 2 3/4	1.00	**.60**
EZ 2435	24	350	1 x 3 1/2	1.20	**.72**
EZ 845	8	450	7/8 x 2 3/4	.75	**.45**
EZ 1245	12	450	1 x 2 3/4	.90	**.54**
EZ 1645	16	450	1 1/16 x 2 3/4	1.10	**.66**

Dual Common Negative Units

EZ 3315	30–30	150	1 x 2 3/4	$1.75	**$1.05**
EZ 5515	50–50	150	1 x 3 1/2	2.00	**1.20**
EZ 8825	8–8	250	1 x 2 3/4	1.05	**.63**
EZ 8835	8–8	350	15/16 x 3 1/2	1.15	**.69**
EZ 8845	8–8	450	1 x 3 1/2	1.30	**.78**

Dual Separate Section Units

EZ 288	8–8	250	1 3/8 x 2 3/4	$1.30	**$0.78**
EZ 2116	16–16	250	1 3/8 x 3 3/4	2.00	**1.20**
EZ 388	8–8	350	1 3/8 x 3	1.50	**.90**
EZ 3112	12–12	350	1 3/8 x 3 3/4	1.90	**1.14**
EZ 3116	16–16	350	1 3/8 x 4 3/4	2.20	**1.32**
EZ 588	8–8	450	1 3/8 x 3	1.65	**.99**
EZ 5816	8–16	450	1 3/8 x 3 3/4	2.00	**1.20**
EZ 5112	12–12	450	1 3/8 x 3 3/4	2.00	**1.20**
EZ 5116	16–16	450	1 3/8 x 4 3/4	2.40	**1.44**

Type EZ capacitors continued in next column.

TYPE BRH HIGH-CAPACITY LOW-VOLTAGE UNITS

These compact C-D etched foil electrolytic capacitors have been especially designed for all applications requiring high capacity units operating in low voltage D.C. circuits. They are widely employed in portable radio power rectifying circuits, electric fence devices, telephone and D.C. timing circuits. Units are available in standard capacities and voltage ratings for all uses.

Hermetically sealed in pure aluminum cans with an external cardboard insulating sleeve, these units are provided with metal mounting strap and bare wire leads for convenient wiring into any circuit assembly. They are constructed identically the same as Type BR "Blue Beavers" except all units are provided with a mounting strap.

Cat. No.	Cap. Mfd.	D.C. W.Volts	Size—Inches Dia. x Lgth.	List Price	Net Price
BRH 601	100	6	5/8 x 1 1/16	$0.90	**$0.54**
BRH 6025	250	6	5/8 x 1 7/16	1.15	**.69**
BRH 605	500	6	5/8 x 2 1/2	1.50	**.90**
BRH 610	1000	6	7/8 x 2	2.10	**1.26**
BRH 615	1500	6	7/8 x 2 1/2	2.70	**1.62**
BRH 620	2000	6	1 x 2 1/2	3.30	**1.98**
BRH 121	100	12	5/8 x 1 7/16	1.00	**.60**
BRH 1225	250	12	3/4 x 2	1.30	**.78**
BRH 125	500	12	7/8 x 2 1/2	1.80	**1.08**
BRH 151	100	15	5/8 x 1 7/16	1.05	**.63**
BRH 1525	250	15	3/4 x 2	1.50	**.90**
BRH 155	500	15	7/8 x 2 1/2	2.10	**1.26**
BRH 251	100	25	5/8 x 2	1.10	**.66**
BRH 2525	250	25	7/8 x 2	1.80	**1.08**
BRH 255	500	25	1 x 2 1/2	2.70	**1.62**
BRH 501	100	50	3/4 x 2	1.20	**.72**

Triple Common Negative Units

Cat. No.	Cap. Mfd.	D.C. W. Volts	Size—Ins. Dia. x Lth.	List Price	Net Price
EZ 601	24–16, 20	150, 25	1 x 3	$1.75	**$1.05**
EZ 602	30–10, 20	150, 25	1 x 3	1.75	**1.05**
EZ 603	40–20, 20	150, 25	1 1/16 x 3	1.80	**1.08**
EZ 604	30–20, 10	150	1 1/8 x 2 3/4	1.80	**1.08**
EZ 605	40–20–20	150	1 1/8 x 3	2.00	**1.20**
EZ 606	15–10, 20	350, 25	1 1/8 x 3 1/2	2.00	**1.20**
EZ 607	20–10, 25	400–350, 25	1 3/8 x 3 1/2	2.25	**1.35**

Triple Separate Section Units*

EZ 608	8–8, 20	250, 25	1 3/8 x 3	$1.85	**$1.11**
EZ 609	16–16, 20	250, 25	1 3/8 x 3 3/4	2.40	**1.44**
EZ 610	8–8, 20	350, 25	1 3/8 x 3 3/4	1.80	**1.08**
EZ 621	12–12, 20	350, 25	1 3/8 x 3 3/4	2.30	**1.38**
EZ 611	16–16, 20	350, 25	1 3/8 x 4 3/4	2.55	**1.53**
EZ 612	8–8, 20	450, 25	1 3/8 x 3 3/4	2.00	**1.20**
EZ 613	12–12, 20	450, 25	1 3/8 x 4 3/4	2.40	**1.44**
EZ 614	8–8–8	250	1 3/8 x 3	2.00	**1.20**
EZ 615	8–8–8	350	1 3/8 x 3 3/4	2.00	**1.20**
EZ 616	8–8–8	450	1 3/8 x 3 3/4	2.25	**1.35**

Quadruple Common Negative Units

EZ 617	8–8, 10–10	150, 25	1 x 2 3/4	$1.75	**$1.05**
EZ 618	30–20, 10–10	150, 25	1 1/16 x 2 3/4	2.20	**1.32**

Quadruple Separate Section Units*

EZ 619	16–16, 10–10	150, 25	1 3/8 x 3	$2.30	**$1.38**
EZ 620	8–8, 10–10	450, 25	1 3/8 x 3 3/4	2.40	**1.44**

*First section separate, others common negative.

Prices Subject to Change Without Notice

Copyright by U.C.P., Inc.

CORNELL DUBILIER

DRY ELECTROLYTIC CAPACITORS

TYPE FA HIGH-CAPACITY LOW-VOLTAGE UNITS

Type FA capacitors in round aluminum cans are designed for high capacity, low voltage applications, and are especially popular as replacements in motion picture sound equipment, "A" battery power supplies and other low voltage circuits where hum-free operation is essential. Their physical size for a given capacity and voltage rating makes them particularly desirable for compact assemblies. All units are provided with lug terminals on a moulded bakelite cover and furnished with an external cardboard insulating sleeve for protection against short circuits with associated parts of equipment assemblies.

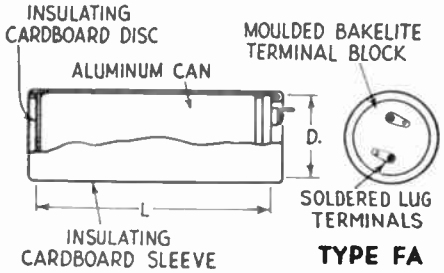

TYPE FA

Cat. No.	Cap. Mfd.	D.C. W.Volts	Size—Inches Dia. x Lgth.	List Price	Net Price
FA 1205	500	12	1 3/8 x 2 1/2	$ 1.80	**$1.08**
FA 1210	1000	12	1 3/8 x 3 1/4	3.00	**1.80**
FA 1215	1500	12	1 3/8 x 4 1/8	3.60	**2.16**
FA 1220	2000	12	1 3/8 x 4 1/8	3.90	**2.34**
FA 1225	2500	12	1 1/2 x 4 1/8	4.50	**2.70**
FA 1230	3000	12	1 1/2 x 4 1/8	4.80	**2.88**
FA 1240	4000	12	1 3/4 x 4 1/8	6.60	**3.96**
FA 1505	500	15	1 3/8 x 2 1/2	2.10	**1.26**
FA 1510	1000	15	1 3/8 x 3 1/4	3.60	**2.16**
FA 1520	2000	15	1 3/8 x 4 1/8	4.50	**2.70**
FA 1530	3000	15	1 1/2 x 4 1/8	6.30	**3.78**
FA 1540	4000	15	1 3/4 x 4 1/8	9.60	**5.76**
FA 1805	500	18	1 3/8 x 2 1/2	2.40	**1.44**
FA 1810	1000	18	1 3/8 x 3 1/4	3.60	**2.16**
FA 1820	2000	18	1 3/8 x 4 1/8	4.80	**2.88**
FA 1840	4000	18	1 3/4 x 4 1/8	10.80	**6.48**
FA 2005	500	20	1 3/8 x 3 1/4	2.70	**1.62**
FA 2010	1000	20	1 3/8 x 4 1/8	3.90	**2.34**
FA 2020	2000	20	1 3/4 x 4 1/8	5.40	**3.24**
FA 2040	4000	20	2 x 4 1/8	12.00	**7.20**
FA 2505	500	25	1 3/8 x 3 1/4	2.70	**1.62**
FA 2510	1000	25	1 3/8 x 4 1/8	4.20	**2.52**
FA 2520	2000	25	1 3/4 x 4 1/8	7.20	**4.32**
FA 2540	4000	25	2 x 4 1/8	15.00	**9.00**
FA 3010	1000	30	1 3/4 x 4 1/8	4.50	**2.70**
FA 3020	2000	30	2 1/2 x 4 1/8	9.60	**5.76**
FA 3040	4000	30	3 x 4 1/8	17.40	**10.44**
FA 3505	500	35	1 3/8 x 4 1/8	3.60	**2.16**
FA 3510	1000	35	1 3/4 x 4 1/8	4.80	**2.88**
FA 3520	2000	35	2 1/2 x 4 1/8	10.80	**6.48**
FA 3530	3000	35	3 x 4 1/8	15.90	**9.54**
FA 4010	1000	40	1 3/4 x 4 1/8	5.40	**3.24**
FA 4020	2000	40	2 1/2 x 4 1/8	12,00	**7.20**
FA 5005	500	50	1 3/8 x 4 1/8	3.90	**2.34**
FA 5010	1000	50	1 3/4 x 4 1/8	7.20	**4.32**
FA 5020	2000	50	2 1/2 x 4 1/8	15.00	**9.00**



TYPE FV HIGH-CAPACITY LOW-VOLTAGE UNITS

Type FV high capacity, low-voltage capacitors in rectangular metal cans are widely employed in standard types of low-voltage rectifiers for sound picture equipment, public address and sound systems, low-voltage power supplies, etc. They are particularly popular as replacements for servicing requirements where exact duplicate units are desired.

All units are hermetically sealed in an internal aluminum can insulated from the external metal casing, and provided with bakelite, barrier-insulated terminals and fork soldering lugs.

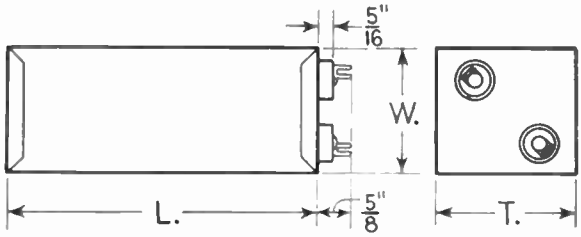

TYPE FV

Cat. No.	Cap. Mfd.	D.C. W. Volts	Size—Inches Hgt. x Wth. x Dpt.	List Price	Net Price
FV 1205	500	12	4 1/4 x 2 1/16 x 1 1/16	$2.85	**$1.47**
FV 1210	1000	12	4 1/4 x 2 x 2	4.30	**2.58**
FV 1215	1500	12	4 1/4 x 2 1/4 x 2 1/4	5.95	**3.57**
FV 1220	2000	12	6 1/4 x 2 1/4 x 2 1/4	7.60	**4.56**
FV 1225	2500	12	6 1/4 x 2 1/4 x 2 1/4	9.30	**5.68**
FV 1230	3000	12	6 1/4 x 3 x 3	11.10	**6.60**
FV 1240	4000	12	6 1/4 x 3 x 3	14.35	**8.61**
FV 1505	500	15	4 1/4 x 2 1/4 x 1 1/4	3.00	**1.80**
FV 1510	1000	15	4 1/4 x 2 x 2	5.10	**3.06**
FV 1520	2000	15	6 1/4 x 2 1/4 x 2 1/4	9.30	**5.68**
FV 1530	3000	15	6 1/4 x 3 x 3	13.60	**8.16**
FV 1540	4000	15	6 1/4 x 3 x 3	17.80	**10.68**
FV 1805	500	18	4 1/4 x 2 x 2	3.45	**2.07**
FV 1810	1000	18	4 1/4 x 2 1/4 x 2 1/4	5.90	**3.54**
FV 1820	2000	18	6 1/4 x 3 x 3	11.00	**6.60**
FV 1840	4000	18	6 1/4 x 4 x 4	21.00	**12.60**
FV 2005	500	20	4 1/4 x 2 x 2	3.75	**2.25**
FV 2010	1000	20	6 1/4 x 2 1/4 x 2 1/4	6.50	**3.90**
FV 2020	2000	20	6 1/4 x 3 x 3	11.95	**6.17**
FV 2040	4000	20	6 1/4 x 4 x 4	23.25	**13.95**
FV 2505	500	25	4 1/4 x 2 x 2	4.50	**2.70**
FV 2510	1000	25	6 1/4 x 2 1/4 x 2 1/4	7.90	**4.74**
FV 2520	2000	25	6 1/4 x 3 x 3	14.95	**8.97**
FV 2540	4000	25	6 1/4 x 4 x 4	28.80	**17.28**
FV 3010	1000	30	6 1/4 x 2 1/4 x 2 1/4	9.30	**5.58**
FV 3020	2000	30	6 1/4 x 3 x 3	17.70	**10.62**
FV 3040	4000	30	6 1/4 x 4 x 4	34.50	**20.70**
FV 3505	500	35	6 1/4 x 2 1/4 x 2 1/4	5.95	**3.57**
FV 3510	1000	35	6 1/4 x 2 1/4 x 2 1/4	10.70	**6.42**
FV 3520	2000	35	6 1/4 x 3 x 3	21.00	**12.60**
FV 3530	3000	35	6 1/4 x 4 x 4	30.30	**18.18**
FV 4010	1000	40	6 1/4 x 3 x 3	11.95	**7.17**
FV 4020	2000	40	6 1/4 x 4 x 4	23.25	**13.95**
FV 5005	500	50	6 1/4 x 2 1/4 x 2 1/4	7.80	**4.68**
FV 5010	1000	50	6 1/4 x 3 x 3	14.95	**8.97**
FV 5020	2000	50	6 1/4 x 4 x 4	28.80	**17.28**

Copyright by U.C.P., Inc.

Prices Subject to Change Without Notice

CORNELL DUBILIER

DRY ELECTROLYTIC CAPACITORS

TYPE UP CYLINDRICAL CAN UNITS

Type UP capacitors are the smallest can-type electrolytic units available. They are hermetically sealed in aluminum cans with positive terminal lugs on a bakelite insulating cover, the can being the common negative terminal.

Projecting tongues provide facilities for mounting in a vertical position on metal chassis bodies or on metal or bakelite mounting washer. Bakelite and metal washers are furnished with each unit. The projecting tongues have small wire holes and are tinned for convenient soldering to common negative connections. All solder lugs are mechanically strong, being made of cold rolled steel, although nothing other than pure aluminum comes in contact with the electrolyte within the container to cause galvanic corrosion. Electrically, these Type UP units possess excellent characteristics, having exceptionally low leakage and power factor, and are especially dependable in operation over wide temperature variations with minimum capacity change.

TYPE UP

DIMENSIONS OF METAL AND BAKELITE MOUNTING WASHERS FOR TYPE UP CAPACITORS

METAL WASHER - .025" THICK
BAKELITE WASHER - 1/16" THICK

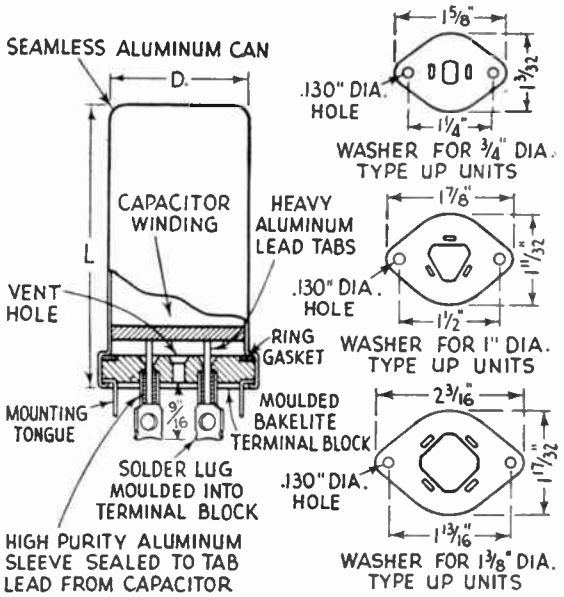

Cat. No.	Cap. Mfd.	D.C. W. Volts	Size—In. D. x L.	List Price	Net Price
UP 1A J22	40	25	3/4 x 2	$0.80	$0.48
UP 4A J23	100	25	1 x 2	1.30	.78
UP 1A J24	30	150	3/4 x 2	.85	.51
UP 4A J25	50	150	1 x 2	1.15	.69
UP 1A J26	20	250	3/4 x 2	.85	.51
UP 4A J10	30	250	1 x 2	1.10	.66
UP 4A J27	40	250	1 x 2	1.20	.72
UP 1A J28	15	300	3/4 x 2	.80	.48
UP 4A J29	30	300	1 x 2	1.20	.72
UP 6A J30	50	350	1 x 3	1.75	1.05
UP 9A J31	125	350	1 5/8 x 3	3.15	1.89
UP 4A J57	10	450	1 x 2	.90	.54
UP 1045	10	450	1 x 2	.90	.54
UP 4A J18	15	450	1 x 2	1.20	.72
UP 2045	20	450	1 x 2	1.35	.81
UP 4045	40	450	1 x 3	1.95	1.17
UP 9A J32	80	400	1 5/8 x 3	2.95	1.77

Dual Section Units

UP 4B J33	40-40	25	1 x 2	$1.20	$0.72
UP 2215	20-20	150	1 x 2	1.20	.72
UP 4B J6	15-30	150	1 x 2	1.20	.72
UP 3315	30-30	150	1 x 2	1.35	.81
UP 6B J34	50-50	150	1 x 3	1.60	.96
UP 2225	20-20	250	1 x 2	1.35	.81
UP 6B J35	40-40	250	1 x 3	1.75	1.05
UP 4B J36	15-15	300	1 x 2	1.20	.72
UP 6B J37	30-30	350-300	1 x 3	1.80	1.08
UP 1145	10-10	450	1 x 2	1.45	.87
UP 6B J38	20-20	450	1 x 3	2.00	1.20
UP 9B J39	40-40	450	1 5/8 x 3	3.20	1.92
UP 9B J40	80-10	400	1 5/8 x 3	3.30	1.98

Triple Section Units

Cat. No.	Cap. Mfd.	D.C. W. Volts	Size—In. D. x L.	List Price	Net Price
UP 4C J2	30-20/20	150/25	1 x 2	$1.40	$0.84
UP 6C J41	50-50/20	150/25	1 x 3	1.75	1.05
UP 4C J3	15-15/20	250/25	1 x 2	1.35	.81
UP 6C J21	30-30/20	250/25	1 x 3	1.65	.99
UP 6C J42	40-15/20	300/25	1 x 3	1.75	1.05
UP 4C J5	10-10/20	350/25	1 x 2	1.35	.81
UP 4C J4	10-10/20	450/350/25	1 x 2	1.45	.87
UP 6C J12	10-10/20	450/25	1 x 3	1.60	.96
UP 6C J13	10-20/20	450/25	1 x 3	1.95	1.17
UP 4C J43	20-20-20	25	1 x 2	1.10	.66
UP 4C J1	20-20-20	150	1 x 2	1.45	.87
UP 6C J7	10-30-30	150	1 x 3	1.50	.90
UP 6C J44	40-40-40	150	1 x 3	1.90	1.14
UP 4C J14	10-15-15	250	1 x 2	1.40	.84
UP 6C J45	10-15-30	250	1 x 3	1.60	.96
UP 6C J11	10-20/30	250/350	1 x 3	1.80	1.08
UP 4C J46	10-10-10	300	1 x 2	1.30	.78
UP 6C J20	20/15-10	450/300-300	1 x 3	1.80	1.08
UP 6C J17	15-20-20	450-350-250	1 x 3	2.00	1.20
UP 6C J18	10-10-10	450	1 x 3	1.90	1.14
UP 6C J47	15-15-10	450	1 x 3	2.10	1.26
UP 10C 156	15-15/10	450/300	1 x 3 1/2	1.90	1.14

Quadruple Section Units

UP 7D J19	40-40-30/20	150/25	1 5/8 x 2	$2.00	$1.20
UP 9D J48	50-50-50/20	150/25	1 5/8 x 3	2.30	1.38
UP 9D J49	40/40-20/20	350/300/25	1 5/8 x 3	2.80	1.68
UP 9D J50	20/15-15/20	450/350/25	1 5/8 x 3	2.25	1.35
UP 7D J51	10-10-10/20	450/25	1 5/8 x 2	2.05	1.23
UP 7D J52	20-15/20-20	450/25	1 5/8 x 2	2.20	1.32
UP 9D J53	40-30-10/20	450/25	1 5/8 x 3	3.40	2.04
UP 7D J54	10-10-10-10	450	1 5/8 x 2	2.30	1.38
UP 9D J55	20-20/30-30	450/300	1 5/8 x 3	3.10	1.86
UP 9D J56	20-20-20-20	450	1 5/8 x 3	3.30	1.98

Hardware For Type UP Capacitors

Cat. No.	Item	Description	List Price	Net Price
22272	Wrench for	Mounting Type UP Units	$0.90	$0.54
19891	Bakelite Washer	For 3/4" UP	.06	.04
19884	Bakelite Washer	For 1" UP	.06	.04
19888	Bakelite Washer	For 1 5/8" UP	.06	.04
19890	Metal Washer	For 3/4" UP	.06	.04
19883	Metal Washer	For 1" UP	.06	.04
19887	Metal Washer	For 1 5/8" UP	.06	.04
21368-1	Mounting Clip	For 3/4" UP	.12	.07
21368-2	Mounting Clip	For 1" UP	.12	.07
21368-3	Mounting Clip	For 1 5/8" UP	.12	.07
22153-1	Insulating Tube	For 3/4 x 2" UP	.06	.04
22153-4	Insulating Tube	For 1 x 2" UP	.06	.04
22153-6	Insulating Tube	For 1 x 3" UP	.06	.04
22153-7	Insulating Tube	For 1 5/8 x 2" UP	.06	.04
22153-9	Insulating Tube	For 1 5/8 x 3" UP	.06	.04

Prices Subject to Change Without Notice

Copyright by U.C.P., Inc.

CORNELL DUBILIER

DRY ELECTROLYTIC CAPACITORS



TYPES JR, JRC & JRX CARDBOARD BOX UNITS

C-D etched foil "Handy-Mikes" in silvered cardboard boxes have won outstanding recognition as universal replacement units for servicing all types of sets. Equipped with convenient mounting feet and color-coded wire leads.

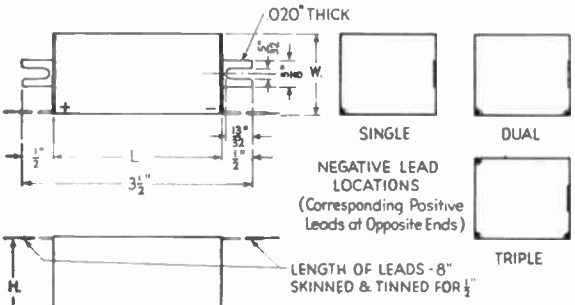

TYPES JR, JRC & JRX

Cat. No.	Cap. Mfd.	Size—Inches W. x H. x L.	List Price	Net Price
		250 V. D.C.		
JRX 204	4	½ x ¾ x 2½	$0.80	**$0.48**
JRX 208	8	9/16 x 1 x 2½	1.00	**.60**
JRX 210	10	9/16 x 1 x 2½	1.15	**.59**
JRX 212	12	11/16 x 1⅛ x 2½	1.20	**.72**
JRX 216	16	11/16 x 1⅛ x 2½	1.35	**.81**
		450 V. D.C.		
JR 502	2	½ x ¾ x 2½	.80	**.48**
JR 504	4	9/16 x 1 x 2½	.90	**.54**
JR 506	6	9/16 x 1 x 2½	1.10	**.66**
JR 508	8	11/16 x 1⅛ x 2½	1.15	**.69**
JR 510	10	⅞ x 1⅛ x 2½	1.40	**.84**
JR 512	12	⅞ x 1¼ x 2½	1.60	**.96**
JR 516	16	1 x 1⅛ x 2½	1.75	**1.05**

Common Negative Units

		250 V. D.C.		
JRC 244	4-4	⅝ x 1 x 2½	$1.10	**$0.66**
JRC 248	4-8	⅝ x 1 x 2½	1.40	**.84**
JRC 288	8-8	11/16 x 1⅛ x 2½	1.60	**.96**
JRC 2888	8-8-8	⅞ x 1⅛ x 2½	2.35	**1.41**
		450 V. D.C.		
JRC 544	4-4	11/16 x 1⅛ x 2½	1.45	**.87**
JRC 548	4-8	11/16 x 1⅛ x 2½	1.65	**.99**
JRC 588	8-8	⅞ x 1⅛ x 2½	1.80	**1.08**
JRC 5888	8-8-8	1⅛ x 1⅜ x 2½	2.65	**1.59**

Separate Section Units

		250 V. D.C.		
JRX 244	4-4	11/16 x 1⅛ x 2½	$1.10	**$0.66**
JRX 248	4-8	⅞ x 1⅛ x 2½	1.40	**.84**
JRX 288	8-8	1 x 1⅛ x 2½	1.60	**.96**
JRX 2888	8-8-8	1⅛ x 1⅜ x 2½	2.35	**1.41**
JRX 2116	16-16	1⅛ x 1⅜ x 2½	2.20	**1.32**
		450 V. D.C.		
JR 544	4-4	⅞ x 1⅛ x 2½	1.45	**.87**
JR 5444	4-4-4	1⅛ x 1⅜ x 2½	2.20	**1.32**
JR 548	4-8	1 x 1⅛ x 2½	1.65	**.99**
JR 588	8-8	1⅛ x 1⅜ x 2½	1.80	**1.08**
JR 5816	8-16	1½ x 2 x 2½	2.30	**1.38**
JR 5888	8-8-8	1⅛ x 1⅝ x 2½	2.65	**1.59**

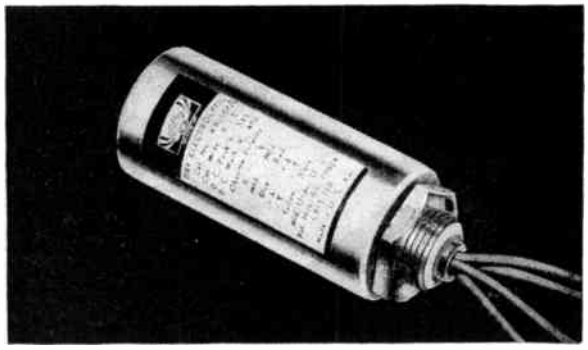

TYPE KR CYLINDRICAL CAN UNITS

Types KR and KRC are compact etched foil type dry electrolytic capacitors furnished in cylindrical (inverted mounting) aluminum cans. Available in single, dual and triple sections with color-coded leads. Made in all popular voltage ratings for use in A.C.-D.C. or voltage-doubler midgets and A.C. operated sets.

The substantial reduction in size of these capacitors allows their use in compact and portable amplifiers and receivers.

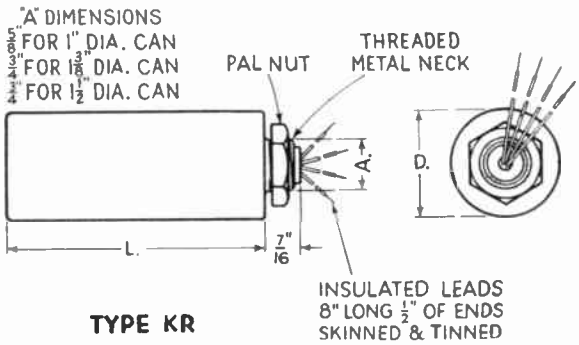

TYPE KR

Cat. No.	Cap. Mfd.	D.C. W. Volts	Size—Ins. Dia. x Lth.	List Price	Net Price
KR 105	50	25	1 x 2 9/16	$1.30	**$0.78**
KR 204	4	250	1 x 2 9/16	.90	**.54**
KR 208	8	250	1 x 2 9/16	1.15	**.69**
KR 212	12	250	1 x 2 9/16	1.35	**.81**
KR 225	25	250	1 x 3½	1.80	**1.08**
KR 350	50	300	1⅜ x 3¾	3.30	**1.98**
KR 504	4	450	1 x 2½	1.05	**.63**
KR 508	8	450	1 x 2½	1.30	**.78**
KR 512A	12	450	1 x 2½	1.70	**1.02**
KR 516A	16	450	1 x 3½	1.90	**1.14**
KR 604	4	600	1⅜ x 3½	2.25	**1.35**
KR 608	8	600	1⅜ x 4½	3.15	**1.89**
KR 616	16	600	1½ x 4½	4.20	**2.52**

Common Negative Units

KRC 248	4-8	250	1 x 3	$1.60	**$0.96**
KRC 288	8-8	250	1 x 3	1.75	**1.05**
KRC 2888	8-8-8	250	1⅜ x 3	2.55	**1.53**
KRC 548	4-8	450	1 x 3	1.75	**1.05**
KRC 588	8-8	450	1⅜ x 2½	1.95	**1.17**
KRC 5888	8-8-8	450	1⅜ x 3½	2.80	**1.68**

Separate Section Units

KR 248	4-8	250	1⅜ x 2¾	$1.60	**$0.96**
KR 288	8-8	250	1⅜ x 2¾	1.75	**1.05**
KR 2888	8-8-8	250	1⅜ x 3½	2.55	**1.53**
KR 2881	8-8-16	250	1⅜ x 3½	2.85	**1.71**
KR 2811	8-16-16	250	1⅜ x 3½	3.15	**1.89**
KR 548A	4-8	450	1⅜ x 3	1.75	**1.05**
KR 588A	8-8	450	1⅜ x 3	1.95	**1.17**
KR 5816A	8-16	450	1⅜ x 4½	2.30	**1.38**
KR 5888A	8-8-8	450	1⅜ x 4½	2.80	**1.68**

Copyright by U.C.P., Inc.

CORNELL DUBILIER

DRY ELECTROLYTIC CAPACITORS



TYPE EH CARDBOARD BOX UNITS

Type EH capacitors are standbys for "heavy-duty" units in filter circuits of console model receivers or equipment where larger size units can be used. They have mounting flanges (which may be easily cut off if necessary). Dual units are available in separate section construction, having four color-coded wire leads; also in common negative three lug-terminal assembly, with two positive and one negative terminals. Triple section units have four leads, three of which are positive and the fourth, common negative. No deviation is made from this practice because most circuit combinations can be successfully met by the use of one or more of capacitors listed. (L denotes wire leads; SL separate leads.) Color code of leads with polarity, capacity and voltage rating of each section is clearly stamped on all units.

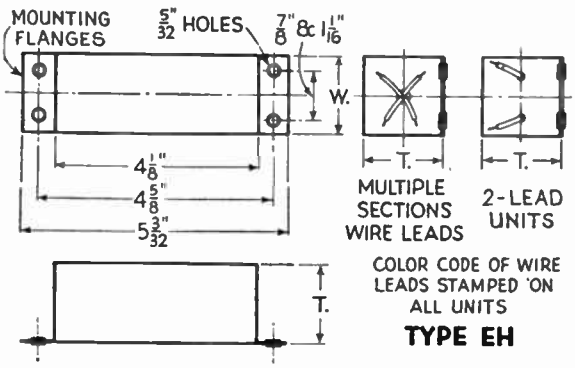

Cat. No.	Cap. Mfd.	Size—Inches L. W. T.	List Price	Net Price
		450 V. D.C.		
EH 9400	4	4 1/8 x 1 3/8 x 3/4	$0.90	**$0.54**
EH 9400L	4	4 1/8 x 1 3/8 x 3/4	.90	**.54**
EH 9800	8	4 1/8 x 1 3/8 x 1	1.15	**.69**
EH 9800L	8	4 1/8 x 1 3/8 x 1	1.15	**.69**
EH 9160	16	4 1/8 x 1 9/16 x 1 5/16	1.75	**1.05**
EH 9404	4–4	4 1/8 x 1 9/16 x 1 5/16	1.45	**.87**
EH 9404SL	4–4	4 1/8 x 1 9/16 x 1 5/16	1.45	**.87**
EH 9408	4–8	4 1/8 x 1 9/16 x 1 5/16	1.62	**.97**
EH 9408SL	4–8	4 1/8 x 1 9/16 x 1 5/16	1.62	**.97**
EH 9808	8–8	4 1/8 x 1 9/16 x 1 1/2	1.80	**1.08**
EH 9808SL	8–8	4 1/8 x 1 9/16 x 1 1/2	1.80	**1.08**
EH 9444L	4–4–4	4 1/8 x 1 9/16 x 1 3/16	2.20	**1.32**
EH 9888L	8–8–8	4 1/8 x 2 x 2	2.65	**1.59**



TYPES EA, EB & EP ALUMINUM CAN UNITS

These Types, EA, EB and EP, are the most popular of the larger round can electrolytic capacitors. Type EB has insulated, color-coded wire leads; in single section units, red lead is positive, black negative. In dual units, this combination holds for the one section, while a blue lead and its complementary yellow lead makes up the other section. In the EP and EA units, the central insulated terminal is the positive, while the metal container is the negative. In multiple section units, EP and EA, positive terminals are insulated and the container is common negative, most generally grounded to the chassis. EB and EP have lock washers and hexagon nuts, EA a mounting ring, (see page 9). Color code of leads with polarity, capacity and voltage rating of each section is clearly stamped on all units.

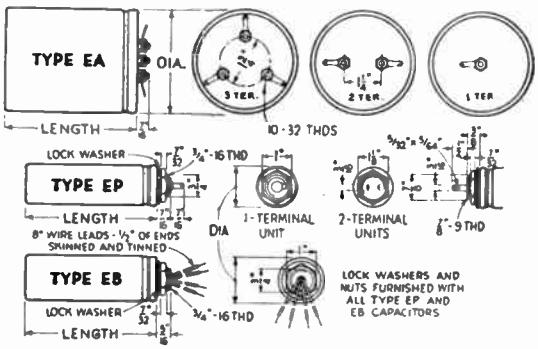

Cat. No.	Cap. Mfd.	Size—Inches Diam. x Length	List Price	Net Price
		450 V. D.C.		
EB 9040	4	1 3/8 x 2 1/2	$1.05	**$0.63**
EB 9080	8	1 3/8 x 4 3/8	1.30	**.78**
EB 9100	10	1 3/8 x 4 3/8	1.50	**.90**
EB 9120	12	1 1/2 x 4 3/8	1.70	**1.02**
EB 9160	16	1 1/2 x 4 3/8	1.90	**1.14**
EB 9180	18	1 1/2 x 4 3/8	2.00	**1.20**
EB 4400	4-4	1 3/8 x 4 3/8	1.60	**.96**
EB 4800	4-8	1 1/2 x 4 3/8	1.75	**1.05**
EB 8800	8-8	1 1/2 x 4 3/8	1.95	**1.17**
		500 V. D.C.		
EB 11080	8	1 3/8 x 4 3/8	2.05	**1.23**
		450 V. D.C.		
EP 9080	8	1 3/8 x 4 7/16	1.30	**.78**
EP 9081	8	1 x 4 7/16	1.30	**.78**
EP 9250	25	1 1/2 x 4 3/4	2.40	**1.44**
EP 9808	8-8	1 3/8 x 4 7/16	1.95	**1.17**
		450 V. D.C		
EA 9080	8	1 3/8 x 4 3/8	1.30	**.78**
EA 5150	5-15	2 1/2 x 4 3/8	2.80	**1.68**
EA 8800*	8 8	2 1/2 x 4 3/8	2.25	**1.35**
EA 8801	8-8	2 1/2 x 4 3/8	2.25	**1.35**
EA 8160	8-16	2 1/2 x 4 3/8	2.80	**1.68**
EA 8880	8-8-8	3 x 4 3/8	3.25	**1.95**
EA 9918	9-9-18	3 x 4 3/8	4.50	**2.70**
EA 9911	9-9-18-18	3 1/2 x 4 3/8	6.30	**3.78**

* EA 8800 is a Dual, Separate-Section 4-Terminal Unit.

Prices Subject to Change Without Notice

Copyright by U.C.P., Inc.

CORNELL DUBILIER

DRY ELECTROLYTIC CAPACITORS

Cardboard Tube Units

Cat. No.	Cap. Mfd.	D.C. W. Volts	Size—Inches Dia. x Length	List Price	Net Price
UM 101	8-16	250	1 3/8 x 3 1/4	$2.80	$1.68
UM 105	12-20-10-10	150-150-25-25	1 3/8 x 3	2.30	1.38
UM 112	8-8-8, 5-5	200, 25	1 3/8 x 3 3/4	3.00	1.80
UM 118	16-12	200	1 3/8 x 3 1/4	1.90	1.14
UM 121	8-30	300-30	1 1/4 x 4 5/8	1.65	.99
UM 126	65	30	1 1/4 x 2 1/4	1.35	.81
UM 139	8-16, 5-5	200, 50	1 3/8 x 2 3/4	2.60	1.56
UM 141	16-2-2, 25	450, 25	1 1/4 x 4 1/2	3.15	1.89
UM 150	6-4-16	350-350-25	1 x 3 3/4	1.95	1.17
UM 151	6-6	250	1 1/4 x 3 1/4	1.40	.84
UM 152	8-12	400	1 3/8 x 4	2.10	1.26
UM 155	8-8-20	350-350-25	1 3/8 x 2 1/2	2.25	1.35
UM 158	8-16-10-10	450-450-25-25	1 1/2 x 4	3.50	2.10
UM 159	12-8-8-10	450-450-350-25	1 3/8 x 5	3.10	1.86

Cardboard Box Units

Cat. No.	Cap. Mfd.	D.C. W. Volts	Size—Inches L. x W. x D.	List Price	Net Price
UM 100	8-16	200	9/16 x 1 1/8 x 2 1/2	$2.60	$1.56
UM 104	4-4-4	150	5/8 x 1 1/4 x 2 1/4	1.65	.99
UM 106	8-8-8-8	250	1 1/4 x 1 1/2 x 3	3.15	1.89
UM 107	5-25-10	150	1 13/16 x 1 3/8 x 2 3/8	2.35	1.41
UM 108	8-8	250-300	1 1/8 x 1 1/8 x 2 1/4	1.60	.96
UM 113	8-8-8, 5-5	200, 25	1 1/4 x 1 1/2 x 3	3.00	1.80
UM 115	8-8-8-8	450	1 5/8 x 1 3/4 x 3	3.55	2.13
UM 116	20-20	150	1 5/16 x 1 5/8 x 2 3/4	2.00	1.20
UM 117	5-8-16	150	1 x 1 1/4 x 2 1/2	2.20	1.32
UM 119	8-12	300	1 1/4 x 1 7/8 x 2 3/4	1.90	1.14
UM 122	3-5-6	300-300-12	1 1/8 x 1 3/16 x 2	1.80	1.08
UM 124	6-6	350	1 1/16 x 1 9/16 x 2 7/8	1.65	.99
UM 125	6-4-6	300-300-12	1 1/16 x 1 9/16 x 2 7/8	1.90	1.14
UM 128	8-8-25	400-400-25	1 9/16 x 1 9/16 x 2 3/8	2.30	1.38
UM 129	8-8-25	350-300-25	2 x 2 x 2 1/2	2.25	1.35
UM 131	16-30-16	200	1 3/4 x 1 15/16 x 4	3.30	1.98
UM 132	8, 8-8, 12-12	450, 250, 25	1 7/8 x 2 3/4 x 2 15/16	3.50	2.10
UM 136	5-20-10, 5	150, 25	1 11/16 x 1 13/16 x 2 7/16	2.70	1.62
UM 137	5-5	35	3/4 x 3/4 x 1 1/2	.90	.54
UM 138	30-10	150	3/4 x 1 3/4 x 3 1/2	1.90	1.14
UM 140	8-8, 12	350-25	1 5/8 x 1 5/8 x 2 5/32	2.10	1.26
UM 142	4-4-10-4	300-300-150-25	1 9/16 x 1 9/16 x 3 15/16	2.50	1.50
UM 143	8-8, 5-5	450, 50	1 7/8 x 1 11/16 x 4 7/8	2.65	1.59
UM 144	8-4-4-12	450-350-150-25	1 9/16 x 1 5/8 x 3 7/8	2.50	1.50
UM 145	4-4	450-150	1 x 1 3/16 x 3 3/4	1.30	.78
UM 147	6-4-10	350-300-25	1 1/4 x 1 3/8 x 4 1/2	2.00	1.20
UM 148	16-8-10	150-150-25	1 1/2 x 1 1/2 x 4	2.10	1.26
UM 149	4-12-16	150	1 1/4 x 1 1/4 x 2 3/4	2.25	1.35

All Type UM capacitors are clearly stamped with capacity and voltages of sections, including color coding of leads in order to preclude against error in wiring.

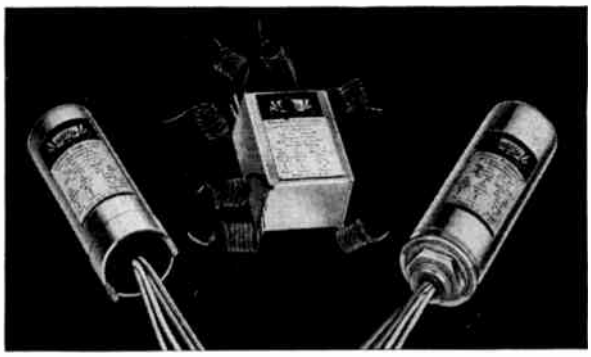

TYPE UM UNIVERSAL REPLACEMENTS

C-D universal replacement capacitors Type UM cover a wide variety of requirements where units of special capacity and voltage combinations are needed. They are furnished in standard cylindrical aluminum cans, cardboard tube and box-type casings as noted in the listing below.

Cylindrical Aluminum Can Units

Cat. No.	Cap. Mfd.	D.C. W. Volts	Size—Inches Dia. x Length	List Price	Net Price
UM 102	8-16	250	1 3/8 x 3 5/8	$2.90	$1.74
UM 111	3-2-1-1	450	1 3/8 x 2 3/4	2.55	1.53
UM 120	6-4-6	300-300-25	1 3/8 x 2 5/8	2.05	1.23
UM 123	8-8	350	1 3/8 x 3 1/8	1.90	1.14
UM 127	8-8-25	400-400-25	1 3/8 x 2 3/4	2.55	1.53
UM 130	8-8, 16-16	350, 100	1 3/8 x 4 3/4	3.50	2.10
UM 133	8-8-8	450-450-350	1 3/8 x 2 3/4	2.70	1.62
UM 134	8-8-8	450-450-350	1 3/8 x 4 3/4	2.70	1.62
UM 135	16-16-10	150-150-25	1 3/8 x 2 3/4	2.35	1.41
UM 146	8-8-10	300-300-25	1 1/2 x 2 3/4	2.25	1.35
UM 153	12	150	1 x 2 19/32	1.15	.69
UM 154	12-4	150	1 x 2 19/32	1.35	.81
UM 156	8-8	450	1 3/8 x 3 1/4	1.95	1.17
UM 157	8-8	450	1 3/8 x 3 3/4	1.95	1.17
UM 160	8-8	450	1 3/8 x 2 3/4	1.95	1.17
UM 161	10	450	1 3/8 x 2 1/4	1.50	.90
UM 162	12	450	1 3/8 x 3	1.70	1.02
UM 163	8-8	450	1 3/8 x 3 1/4	1.95	1.17

CAPACITOR MOUNTING HARDWARE

Additional hardware for mounting all types of electrolytic capacitors as well as tubular paper units is available as shown in the accompanying diagrams and listed below.

Part No.	Description	List Price	Net Price
14582	Mounting Ring for 1" dia. Cans		
12125	Mounting Ring for 1 3/8" dia. Cans	$0.08	$0.05
15591	Mounting Ring for 1 1/2" dia. Cans	.08	.05
16693	Mounting Ring for 1 3/4" dia. Cans	.12	.07
14464	Mounting Ring for 2" dia. Cans	.14	.09
13590	Mounting Ring for 2 1/2" dia. Cans	.18	.11
13591	Mounting Ring for 3" dia. Cans	.18	.11
15266	Mounting Ring for 3 1/2" dia. Cans	.18	.11
17842	Mounting Ring for 1" dia. Cans	.08	.05
19213	Mounting Ring for 1 1/8" dia. Cans	.08	.05
18573	Mounting Ring for 1 1/4" dia. Cans	.08	.05
17843	Mounting Ring for 1 3/8" dia. Cans	.08	.05
17844	Mounting Ring for 1 1/2" dia. Cans	.12	.07
21368-1	Mounting Clip for 3/4" dia. Cans	.12	.07
21368-2	Mounting Clip for 1" dia. Cans	.12	.07
21368-3	Mounting Clip for 1 3/8" dia. Cans	.12	.07
17920	"C" Clamp for 5/8"-3/4" Cans or Tubulars	.12	.07
17921	"C" Clamp for 7/8"-1" Cans or Tubulars	.12	.07
17922	"C" Clamp for 1 1/8"-1 1/4" Cans or Tubulars	.12	.07
17923	"C" Clamp for 1 3/8"-1 1/2" Cans or Tubulars	.12	.07
16279 to	Tubular Straps for Mounting		
16287	All Types of Tubular Units	.06	.04

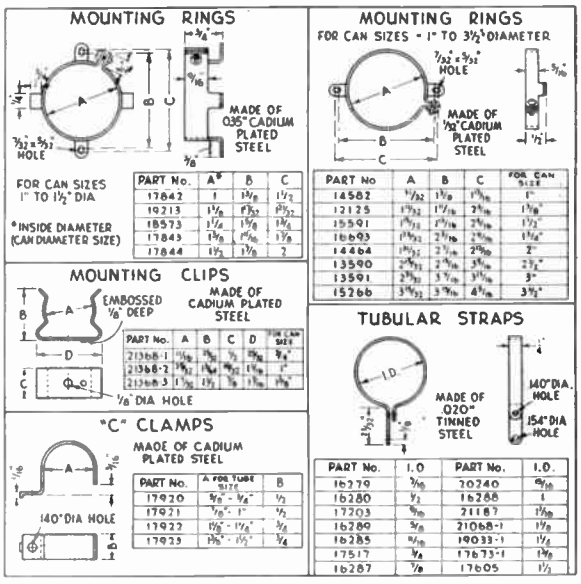

Copyright by U.C.P., Inc.

Prices Subject to Change Without Notice

CORNELL DUBILIER

WET ELECTROLYTIC CAPACITORS



TYPES EX AND EY WET ELECTROLYTICS

NOTICE: Due to the material requirements of our National Defense program we are unable to supply wet electrolytic Capacitors until further notice. However, we have made available three universal dry type electrolytic units suitable for replacement purposes as follows:

Cat. No.	Replacement for	Size—Ins. Dia. x Length	List Price	Net Price
KR 10	4 to 12 mfd. use	1 3/8 x 3 1/2	$1.15	$0.69
KR 20	16 to 20 mfd. use	1 3/8 x 4	1.65	.99
KR 40	24 to 40 mfd. use	1 3/8 x 4	2.00	1.20

For 1" diameter wet electrolytics we recommend Type KR capacitors as listed on a preceding page.

When ordering, please specify above dry type electrolytics desired according to the above catalog numbers.

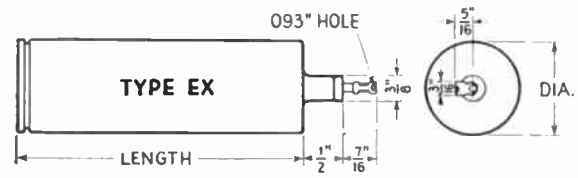

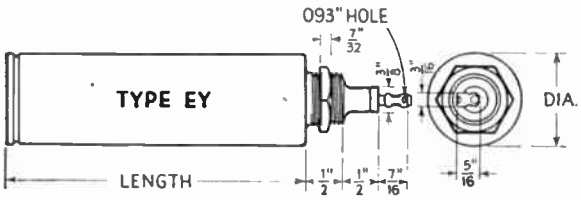

Cat. No.	Cap. Mfd.	Size—Inches Dia. x Length	List Price	Net Price
500 Volts D. C. Working—600 Peak Volts				
EY 11040	4	1 3/8 x 4 1/2	$1.60	$0.96
EY 11080	8	1 3/8 x 4 1/2	1.80	1.08
EY 11081	8	1 1/2 x 4 1/2	1.80	1.08
EY 11100	10	1 1/2 x 4 1/2	1.95	1.17
EY 11600	16	1 1/2 x 4 1/2	2.40	1.44
450 Volts D.C. Working—500 Peak Volts				
EY 9040	4	1 3/8 x 4 1/2	$1.00	$0.60
EY 9043	4	1 x 3 7/16	1.00	.60
EY 9080	8	1 3/8 x 4 1/2	1.15	.69
EY 9081	8	1 1/2 x 4 1/2	1.15	.69
EY 9082	8	1 x 4 1/2	1.15	.69
EY 9083	8	1 x 3 7/16	1.15	.69
EY 9084	8	1 3/8 x 3 7/16	1.15	.69
EY 9100	10	1 1/2 x 4 1/2	1.30	.78
EY 9104	10	1 3/8 x 3 1/2	1.30	.78
EY 9120	12	1 1/2 x 4 1/2	1.40	.84
EY 9124	12	1 3/8 x 3 7/16	1.40	.84
EY 9160	16	1 1/2 x 4 1/2	1.65	.99
EY 9162	16	1 x 4 1/2	1.65	.99
EY 9164	16	1 3/8 x 3 7/16	1.65	.99
EY 9180	18	1 1/2 x 4 1/2	1.80	1.08
EY 9184	18	1 3/8 x 3 1/2	1.80	1.08
EY 9200	20	1 1/2 x 4 1/2	1.80	1.08
EY 9201	20	1 3/8 x 4 1/2	1.80	1.08
EY 9240	24	1 3/8 x 4 1/2	2.00	1.20
EY 9250	25	1 3/8 x 4 7/16	2.00	1.20
EY 9301	30	1 3/8 x 4 1/2	2.05	1.23
EY 9350	35	1 1/2 x 4 1/2	2.10	1.26
EY 9400	40	1 1/2 x 4 1/2	2.30	1.38
300 Volts D.C. Working—350 Peak Volts				
EY 7082	8	1 x 4 1/2	$1.10	$0.66
EY 7180	18	1 3/8 x 4 1/2	1.50	.90
EY 7240	24	1 3/8 x 4 1/2	1.80	1.08
EY 7301	30	1 3/8 x 4 1/2	1.95	1.17
EY 7350	35	1 1/2 x 4 1/2	2.10	1.26
250 Volts D.C. Working—300 Peak Volts				
EY 6080	8	1 x 3 1/2	$1.05	$0.63
EY 6160	16	1 x 3 1/2	1.30	.78
EY 6243	24	1 x 3 1/2	1.40	.84
150 Volts D.C. Working—200 Peak Volts				
EY 5202	20	1 x 4 1/2	$1.30	$0.78
EY 5400	40	1 3/8 x 4 1/2	1.50	.90
EY 5402	40	1 x 4 1/2	1.50	.90
500 Volts D.C. Working—600 Peak Volts				
EX 11080	8	1 3/8 x 4 1/2	$1.80	$1.08
450 Volts D.C. Working—500 Peak Volts				
EX 9080	8	1 3/8 x 4 1/2	$1.15	$0.69
REGULATING TYPE WETS 250 W. V.—300 Reg. Volts				
EY 6180R	18	1 3/8 x 3	$1.40	$0.84
EY 6401R	40	1 3/8 x 4 1/2	1.65	.99
300 W. V.—350 Reg. Volts				
EY 7180R	18	1 3/8 x 3 1/2	$1.50	$0.90
EY 7301R	30	1 3/8 x 4 1/2	1.95	1.17



"ELECTROLYTIC CAPACITORS"

By PAUL McK. DEELEY

Chief Engineer of the Electrolytic Division

CORNELL-DUBILIER ELECTRIC CORPORATION

Here in one masterly volume, "Electrolytic Capacitors," you will find a wealth of the most practical information ever published on the subject of electrolytic capacitors.

Never before has the technician been offered a manual so complete and so comprehensive at this price—**$1.00 net,** formerly $3.00. "Electrolytic Capacitors" should be in every radio man's professional library and technical file.

This instructive book supplies the reader with specific information concerning the many factors involved in the theory, design and construction of electrolytics. It is profusely illustrated and describes all applications of electrolytic capacitors. 300 pages, size 5½" x 7⅞", cloth bound hard cover. Every page is a gold mine of facts and data.

This 300-page book is yours postpaid—for only . . . . . **$1.00 net**

Prices Subject to Change Without Notice

Copyright by U.C.P., Inc.

CORNELL DUBILIER

TUBULAR PAPER CAPACITORS

C-D Type DT, "Dwarf Tiger" paper tubulars are non-inductively wound, specially sealed and impregnated. They are small, have a high safety factor, are uniform in electrical properties and have well-soldered rigidly anchored wire leads. A specially-treated cardboard tube keeps out moisture. High melting point wax ends add strength and give extra protection to the unit.

C-D Type MD "Blue Tiger" tubular paper capacitors are designed to meet the more rigid requirements of improved modern radio receivers. They provide greater permanency of electrical characteristics such as higher resistivity, lower power-factor and more stable capacity over a long period of time. They are non-inductively wound, specially sealed with a wax outer coating, impregnated with Dykanol "D", and are provided with bare, tinned wire leads.

FEATURES OF TYPES DT & MD

1. **Type DT-Halowax Impregnated**—Reduced physical size.
   Type MD-Dykanol "D" Impregnated—Improved power-factor: higher and more stable insulation resistance; more constant capacity characteristics; longer life under most severe conditions of humidity and temperature.
2. **Hi-Purity Aluminum Foil**—Lower R.F. resistance; light weight.
3. **Hi-Purity Multi-Laminated Tissue**—Higher working voltage.
4. **Vacuum Dried and Impregnated**—Lower losses; longer life.
5. **Oil-Cooled**—Higher voltage breakdown.
6. **Rigidly Tested**—Uniform product.
7. **Self-Supporting Leads**—No contact resistance; added strength.
8. **Wax Impregnated Tube**—Protected against moisture.
9. **Small Size, Non-Inductive**—"Short-path" R.F. bypass.
10. **Special Wax-Potted Ends**—Better humidity and temperature seal.
11. **Conservative D.C. Rating**—Triple-tested for dependable service.

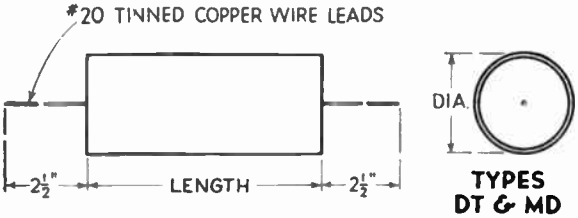

TYPES DT & MD

TYPE DT—Wax Impregnated Units

Cat. No.	Cap. Mfd.	Size—Inches Dia. x Length	List Price	Net Price
		400 V. D.C.		
DT 4S1	.01	13/32 x 1 1/4	$0.20	**$0.12**
DT 4S15	.015	13/32 x 1 1/4	.20	**.12**
DT 4S2	.02	5/8 x 1 3/8	.20	**.12**
DT 4S25	.025	5/8 x 1 3/8	.20	**.12**
DT 4S3	.03	15/32 x 1 3/8	.20	**.12**
DT 4S4	.04	15/32 x 1 5/8	.20	**.12**
DT 4S5	.05	15/32 x 1 5/8	.20	**.12**
DT 4S6	.06	1/2 x 1 5/8	.25	**.15**
DT 4P1	.1	19/32 x 1 5/8	.25	**.15**
DT 4P2	.2	11/16 x 2	.30	**.18**
DT 4P25	.25	11/16 x 2	.30	**.18**
DT 4P5	.5	7/8 x 2 1/8	.45	**.27**
DT 4W1	1.	1 x 2 5/8	.60	**.36**
		600 V. D.C.		
DT 6T1	.0001	11/32 x 1 3/16	.20	**.12**
DT 6T25	.00025	11/32 x 1 3/16	.20	**.12**
DT 6T5	.0005	11/32 x 1 3/16	.20	**.12**
DT 6D1	.001	11/32 x 1 1/4	.20	**.12**
DT 6D2	.002	13/32 x 1 1/4	.20	**.12**
DT 6D3	.003	13/32 x 1 1/4	.20	**.12**
DT 6D4	.004	13/32 x 1 1/4	.20	**.12**
DT 6D5	.005	13/32 x 1 1/4	.20	**.12**
DT 6D6	.006	13/32 x 1 1/4	.20	**.12**
DT 6S1	.01	7/16 x 1 3/8	.20	**.12**
DT 6S15	.015	13/32 x 1 5/8	.20	**.12**
DT 6S2	.02	15/32 x 1 5/8	.20	**.12**
DT 6S25	.025	15/32 x 1 5/8	.25	**.15**
DT 6S3	.03	1/2 x 1 5/8	.25	**.15**
DT 6S4	.04	9/16 x 1 5/8	.25	**.15**
DT 6S5	.05	19/32 x 1 5/8	.25	**.15**
DT 6S6	.06	5/8 x 1 5/8	.30	**.18**
DT 6P1	.1	11/16 x 1 7/8	.30	**.18**
DT 6P2	.2	15/16 x 2 1/4	.45	**.27**
DP 6P25	.25	7/8 x 2 1/8	.45	**.27**
DT 6P3	.3	1 x 2 1/8	.55	**.33**
DT 6P5	.5	1 x 2 3/4	.60	**.36**



TYPE DT & MD PAPER TUBULARS

TYPE MD—Dykanol Impregnated Units

Cat. No.	Cap. Mfd.	Size—Inches Dia. x Length	List Price	Net Price
		800 V. D.C.		
MD 8T1	.0001	3/8 x 1 1/8	$0.25	**$0.15**
MD 8T25	.00025	3/8 x 1 1/8	.25	**.15**
MD 8T5	.0005	3/8 x 1 1/8	.25	**.15**
MD 8D1	.001	3/8 x 1 1/4	.25	**.15**
MD 8D2	.002	3/8 x 1 1/4	.25	**.15**
MD 8D25	.0025	3/8 x 1 1/4	.25	**.15**
MD 8D3	.003	3/8 x 1 1/4	.25	**.15**
MD 8D4	.004	3/8 x 1 1/4	.25	**.15**
MD 8D5	.005	3/8 x 1 1/4	.25	**.15**
MD 8D6	.006	15/32 x 1 1/4	.25	**.15**
MD 8D7	.007	15/32 x 1 1/4	.25	**.15**
MD 8D8	.008	15/32 x 1 1/4	.25	**.15**
MD 8S1	.01	15/32 x 1 1/2	.25	**.15**
MD 8S15	.015	15/32 x 1 1/2	.25	**.15**
MD 8S2	.02	1/2 x 1 1/2	.25	**.15**
MD 8S25	.025	9/16 x 1 1/2	.25	**.15**
MD 8S3	.03	5/8 x 1 1/2	.30	**.18**
MD 8S4	.04	5/8 x 1 7/8	.30	**.18**
MD 8S5	.05	5/8 x 2	.30	**.18**
MD 8S6	.06	21/32 x 2	.30	**.18**
MD 8S8	.08	13/16 x 2	.40	**.24**
MD 8P1	.1	13/16 x 2	.40	**.24**
MD 8P15	.15	15/16 x 2 1/2	.45	**.27**
		1200 V. D.C.		
MD 12D1	.001	3/8 x 1 1/4	.30	**.18**
MD 12D2	.002	3/8 x 1 1/4	.30	**.18**
MD 12D3	.003	15/32 x 1 1/4	.30	**.18**
MD 12D4	.004	15/32 x 1 1/4	.30	**.18**
MD 12D5	.005	15/32 x 1 1/4	.30	**.18**
MD 12D6	.006	15/32 x 1 1/2	.30	**.18**
MD 12D7	.007	15/32 x 1 1/2	.30	**.18**
MD 12D8	.008	15/32 x 1 1/2	.30	**.18**
MD 12S1	.01	1/2 x 1 1/2	.30	**.18**
MD 12S15	.015	9/16 x 1 7/8	.30	**.18**
MD 12S2	.02	9/16 x 1 7/8	.30	**.18**
MD 12S3	.03	19/32 x 2	.40	**.24**
MD 12S4	.04	23/32 x 2	.40	**.24**
MD 12S5	.05	25/32 x 2	.45	**.27**
MD 12S6	.06	7/8 x 2	.50	**.30**
MD 12S8	.08	7/8 x 2 3/8	.55	**.33**
MD 12P1	.1	15/16 x 2 3/8	.60	**.36**
		1600 V. D.C.		
MD 16D1	.001	3/8 x 1 1/4	.45	**.27**
MD 16D2	.002	15/32 x 1 1/4	.45	**.27**
MD 16D25	.0025	15/32 x 1 1/2	.45	**.27**
MD 16D3	.003	15/32 x 1 1/2	.45	**.27**
MD 16D4	.004	1/2 x 1 1/2	.45	**.27**
MD 16D5	.005	9/16 x 1 1/2	.45	**.27**
MD 16D6	.006	9/16 x 1 1/2	.45	**.27**
MD 16D7	.007	5/8 x 1 1/2	.45	**.27**
MD 16D8	.008	5/8 x 1 1/2	.45	**.27**
MD 16S1	.01	9/16 x 2	.45	**.27**
MD 16S15	.015	5/8 x 2	.45	**.27**
MD 16S2	.02	11/16 x 2	.45	**.27**
MD 16S25	.025	3/4 x 2	.45	**.27**
MD 16S3	.03	23/32 x 2	.45	**.27**
MD 16S4	.04	13/16 x 2	.50	**.30**
MD 16S5	.05	1 x 2	.55	**.33**

Copyright by U.C.P., Inc.

CORNELL DUBILIER

METAL SHELL CASED PAPER CAPACITORS



TYPES DA, DB, DC & DD WAX FILLED UNITS

C-D Metal Shell Type DA to DD capacitors are non-inductively wound, well protected against climatic conditions and available in a large variety of ratings for radio frequency bypass, audio frequency coupling and bypass functions. Lug terminals are amply insulated. Integral with casing, the mounting feet allow ease of assembly.

In the single and dual section capacitor units, the terminals are insulated from the container. The duals have three terminals, the common lug being on the left. In the triple and quadruple section capacitors, the common terminal connection is grounded to the metal case.

All units are wound with the highest grade pure aluminum foil and multi-laminated Kraft tissue, thoroughly dried under vacuum pressure, impregnated in the finest grade wax compound, oil-cooled, and potted in a special wax compound. Conservative D. C. ratings of these capacitors by triple testing assures dependable service in operation.

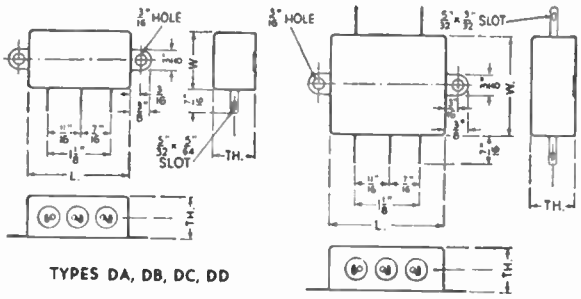

TYPES DA, DB, DC, DD

Cat. Co.	Capacity Mfd.	Size—Inches Lth. x Wid. x Thick.	List Price	Net Price
		400 D.C.V. Work.		
DA 4011	.1	1 13/16 x 1 x 3/4	$0.80	**$0.48**
DA 4025	.25	1 13/16 x 1 x 3/4	.90	**.54**
DA 4050	.5	1 13/16 x 1 x 7/8	1.15	**.69**
DA 4100	1	2 x 1 3/4 x 13/16	1.50	**.90**
DA 4200	2	2 x 2 x 1 1/8	1.90	**1.14**
DB 4010	.1-.1	1 13/16 x 1 x 3/4	1.00	**.60**
DB 4025	.25-.25	2 x 1 1/4 x 3/4	1.20	**.72**
DB 4050	.5-.5	2 x 1 3/4 x 1	1.50	**.90**
DC 4010	.1-.1-.1	1 13/16 x 1 x 3/4	1.30	**.78**
DD 4010	.1-.1-.1-.1	2 x 1 3/4 x 13/16	1.70	**1.02**
		600 D.C.V. Work.		
DA 6011	.1	1 13/16 x 1 x 3/4	.90	**.54**
DA 6025	.25	1 13/16 x 1 1/4 x 3/4	1.10	**.66**
DA 6050	.5	2 x 1 3/4 x 13/16	1.45	**.87**
DA 6100	1	2 x 2 x 1 1/8	1.80	**1.08**



TYPE DYR DYKANOL FILLED UNITS

Type DYR Dykanol Bypass Capacitors are non-inductively wound and fill the need for dependable capacitors of fractional capacities that will operate efficiently in R.F. and A.F. bypass, audio frequency coupling and A.C. circuits under all humidity conditions and at temperatures up to approximately 80° C. (180° F.). They are built to stand an immersion test in hot water and have been specially designed to fill the severe requirements of aircraft, submarine, marine and tropical applications for maximum capacity and voltage in minimum space, where quality and reliability are of paramount importance. They are impregnated and filled with Dykanol "A" and sealed in non-corrosive cases with leakproof riveted terminals.

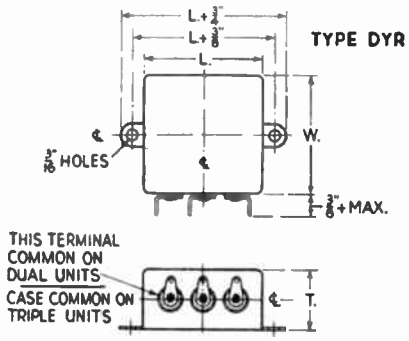

Cat. No.	Capacity Mfd.	Size—Inches Lth. x Wid. x Thick.	List Price	Net Price
		600 V.D.C. Work.		
DYR 6005	.05	1 13/16 x 1 x 3/4	$2.05	**$1.23**
DYR 6010	.1	1 13/16 x 1 x 3/4	2.10	**1.26**
DYR 6025	.25	1 13/16 x 1 x 3/4	2.20	**1.32**
DYR 6050	.5	1 13/16 x 1 x 7/8	2.35	**1.41**
DYR 6100	1	2 x 1 3/4 x 13/16	2.70	**1.62**
DYR 6200	2	2 x 2 x 1 1/8	3.60	**2.16**
DYR 60055	.05-.05	1 13/16 x 1 x 3/4	2.60	**1.56**
DYR 6011	.1-.1	1 13/16 x 1 x 3/4	2.65	**1.59**
DYR 6022	.25-.25	1 13/16 x 1 1/4 x 3/4	2.70	**1.62**
DYR 6055	.5-.5	2 x 1 3/4 x 7/8	3.10	**1.86**
DYR 6110	1.-1.	2 x 2 x 1 1/8	3.80	**2.28**
DYR 6111	.1-.1-.1	1 13/16 x 1 x 3/4	3.00	**1.80**
DYR 6222	.25-.25-.25	2 x 1 3/4 x 13/16	3.40	**2.04**
DYR 6555	.5-.5-.5	2 x 2 x 1 1/8	4.10	**2.46**
		1000 V.D.C. Work.		
DYR 10005	.05	1 13/16 x 1 x 3/4	2.10	**1.26**
DYR 10010	.1	1 13/16 x 1 x 3/4	2.25	**1.35**
DYR 10025	.25	1 13/16 x 1 x 3/4	2.30	**1.38**
DYR 10050	.5	2 x 1 3/4 x 13/16	2.50	**1.50**
DYR 10100	1	2 x 2 x 1 1/8	3.30	**1.98**
DYR 100055	.05-.05	1 13/16 x 1 x 3/4	2.60	**1.56**
DYR 10011	.1-.1	1 13/16 x 1 x 3/4	2.80	**1.68**
DYR 10022	.25-.25	2 x 1 3/4 x 13/16	3.00	**1.80**
DYR 10055	.5-.5	2 x 2 x 1 1/8	3.90	**2.34**
DYR 10111	.1-.1-.1	1 13/16 x 1 1/4 x 3/4	3.30	**1.98**
DYR 10222	.25-.25-.25	2 x 2 x 1 1/8	4.20	**2.52**

Prices Subject to Change Without Notice

Copyright by U.C.P., Inc.

CORNELL DUBILIER

REPLACEMENT PAPER CAPACITORS



EXACT DUPLICATES FOR STANDARD SETS

Manufacturer and Part No.	C-D Cat. No.	Total Capacities	List Price	Net Price
ATWATER-KENT				
37-9497	**AK 201**	3 x .25	$2.05	**$1.23**
37-9575	**AK 202**	.25	.85	**.51**
COLONIAL				
1728SA	**CN 400**	3 x .1-.25	1.50	**.90**
1748SA	**CN 401**	.1-.25	1.10	**.66**
CROSLEY				
W4919	**C 57**	.5	.90	**.54**
GREBE				
SK-4	**SG 217**	2 x .1	1.00	**.60**
MAJESTIC				
7BP6	**MC 101**	10	5.40	**3.24**
7P6	**MC 102**	9	5.40	**3.24**
8P6	**MC 103**	9	10.80	**6.48**
9P6	**MC 104**	7	5.40	**3.24**
SPARTON				
A5032 1334	**SW 311**	1	1.10	**.66**
A5933 1335	**SW 312**	.25	.90	**.54**
A5031	**SW 320**	.5	.95	**.57**

UNCASED PAPER CAPACITORS

Type RM uncased capacitors are made available to repair paper dielectric filter blocks which were used in the early models of A.C. operated radio sets. Also useful in the elimination of electrical interference caused by pushbuttons, bells, buzzers, and similar applications in radio, electronic and electrical devices.

Special capacitor units can be made up and potted into suitable containers by servicemen to fulfill many requirements.

Cat. No.	Cap. Mfd.	Size—Inches Lth. x Wid. x Thick.	List Price	Net Price
		400 V. D.C.		
RM 4050	.5	2 x 1 x ½	$0.60	**$0.36**
RM 4100	1	2 x 1⅜ x 7/16	.90	**.54**
RM 4200	2	2 x 1⅞ x 1	1.40	**.84**
RM 4400	4	3⅜ x 1⅞ x 1⅛	2.40	**1.44**
		600 V. D.C.		
RM 6010	.1	2 x 1 x 5/16	.50	**.30**
RM 6025	.25	2 x 1 x ⅜	.60	**.36**
RM 6050	.5	2 x 1⅜ x ½	.75	**.45**
RM 6100	1	2 x 1⅞ x ¾	1.10	**.66**
RM 6200	2	3⅜ x 1⅞ x ⅞	1.65	**.99**
RM 6400	4	4¼ x 1⅞ x 1⅜	3.25	**1.95**
		1000 V. D.C.		
RM 10100	1	4¼ x 1⅞ x ⅞	1.80	**1.08**
RM 10200	2	4¼ x 1⅞ x 1¾	3.00	**1.80**

TYPES PE-CH, PE-A AND PE-B PAPER UNITS

Paper Replacement Capacitors that simulate electrolytics in appearance; these types fulfill a real service need. Their actual capacity is from 1/3 to 1/2 of the usual value employed when using electrolytics. They afford a high voltage breakdown which an electrolytic does not offer. There is no polarity to observe when using these capacitors. In Types PE-B and PE-CH, the dual section units have separate leads, a set of two leads of one color identify the terminals for each capacity. In Type PE-A triple section units, the common terminal stud is insulated, with provision made to ground same by means of a small wire lead soldered to the grounding lug on the metal container.

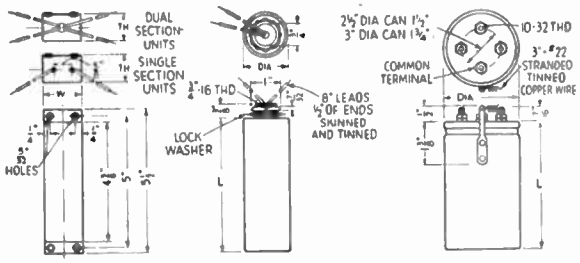

Cat. No.	"Replacement" for Electrolytic Cap. Mfd.	Actual Mfd. Capacity	Size—Inches Length x Width x Thickness	List Price	Net Price
TYPE PE-CH, 1000 V. D.C. Test, 600 V. D.C. Peak, 450 V. D.C. Working					
PE-CH 4004	8	2	4⅜ x 1⅜ x 11/16	$1.10	**$0.66**
PE-CH 4008	8	3½	4⅜ x 1⅜ x 15/16	1.40	**.84**
PE-CH 4808	8-8	2¾ x 2½	4⅜ x 1⅜ x 1½	2.30	**1.38**
TYPE PE-CH, 1200 V. D.C. Test, 800 V. D.C. Peak, 600 V. D.C. Working					
PE-CH 6004	4	2	4⅜ x 1⅜ x 15/16	$1.45	**$0.87**
PE-CH 6008	8	3	4⅜ x 1⅜ x 1⅛	1.95	**1.17**
PE-CH 6808	8-8	2¾ x 2¾	4⅜ x 2 x 1½	3.20	**1.92**
TYPE PE-B, 1200 V. D.C. Test, 800 V. D.C. Peak, 600 V. D.C. Working					
PE-B 6004	4	1¾	4⅜ x 1⅜	$1.65	**$0.99**
PE-B 6008	8	2¾	4⅜ x 1⅜	2.10	**1.26**
PE-B 6808	8-8	1¾ x 1¾	4⅜ x 1½	3.40	**2.04**
TYPE PE-A, 1000 V. D.C. Test, 800 V. D.C. Peak, 600 V. D.C. Working					
PE-A 6444	4-4-4	1½ x 1½ x 1½	4⅜ x 2½	$4.20	**$2.52**
PE-A 6888	8-8-8	2¾ x 2¾ x 2¾	4⅜ x 3	5.90	**3.54**
PE-A 6918	9-9-18	3-3-6	4⅜ x 3	7.80	**4.68**

Copyright by U.C.P., Inc.

CORNELL DUBILIER

AUTO RADIO CAPACITORS



Top Row—TYPES IC-2P55, FC-2PV, FC-2P5A & ICH-2W1A.
Center Row—TYPES IC-2P5C, HC-870E & VL-S1
Lower Row—TYPES VC 1160, VUL S2 & DT16D5.

The mechanical design of C-D Auto Radio Capacitors insures against damage by the high temperatures and excessive vibration existing under the hood of an auto. Special units such as these are designed for certain particular installations. Thus, for instance, Ford generator capacitor, FC-2P5V, has a special mounting bracket while others are also provided with special mountings and terminals. Vibrator capacitors are oil-treated to withstand high peak and surge voltages.

GENERATOR UNITS

Cat. No.	Cap. Mfd.	Size—Inches Lth. x Wth. x Thick.	List Price	Net Price
ICS 2S5A	.05	7/16 x 1 1/4	$0.60	$0.36
IC 2P5C	.5	1 7/8 x 1 1/4	.60	.36
FC 2P5A	.5	1 7/8 x 1 1/4	.60	.36
FC 2P5V	.5	1 7/8 x 1 1/4	.60	.36
IC 2P55	.5-.5	7/8 x 2	.90	.54
ICH 2W1A	1.0	1 x 2 3/16	85	.51
ICV 2P25A	.25	11/16 x 1 7/8	.60	.36
ICV 2P5A	.5	11/16 x 1 7/8	.60	.36
ICV 2W1A	1.0	1 x 2 3/16	.85	.51

AMMETER UNIT

Cat. No.	Cap. Mfd.	Size—Inches Lth. x Wth. x Thick.	List Price	Net Price
HC 870E	.5	3/4 x 2	$0.55	$0.33

VIBRATOR BUFFER UNITS

Cat. No.	Cap. Mfd.	Size—Inches Lth. x Wth. x Thick.	List Price	Net Price
Metal "postage stamp" capacitors, oil filled, 2000 V. Peak				
VUL D7	.007	7/8 x 1 1/16 x 5/16	$0.55	$0.33
VUL D8	.008	7/8 x 1 1/16 x 5/16	.55	.33
VUL S1	.01	7/8 x 1 1/16 x 5/16	.55	.33
VUL S2	.02	7/8 x 1 1/16 x 5/16	.55	.33
VU S3*	.03	7/8 x 1 3/16 x 1/4	.55	.33
* This unit has one insulate d lead.				
Oil-impregnated and processed paper tubular capacitors 2000 V. Peak				
DT 16T5	.0005	3/8 x 1 1/4	$0.45	$0.27
DT 16T8	.0008	3/8 x 1 1/4	.45	.27
DT 16D1	.001	3/8 x 1 1/4	.45	.27
DT 16D2	.002	13/32 x 1 1/4	.45	.27
DT 16D25	.0025	13/32 x 1 1/2	.45	.27
DT 16D3	.003	13/32 x 1 1/2	.45	.27
DT 16D4	.004	1/2 x 1 1/2	.45	.27
DT 16D5	.005	9/16 x 1 1/2	.45	.27
DT 16D6	.006	9/16 x 1 1/2	.45	.27
DT 16D7	.007	5/8 x 1 1/2	.45	.27
DT 16D8	.008	5/8 x 1 1/2	.45	.27
DT 16D75	.0075	1/2 x 1 5/8	.45	.27
DT 16S1	.01	9/16 x 2	.45	.27
DT 16S2	.02	11/16 x 2	.45	.27
DT 16S3	.03	25/32 x 2	.45	.27
DT 16S4	.04	13/16 x 2	.50	.30
DT 16S5	.05	1 x 2	.55	.33
Metal shell units for old style vibrator "B" supplies				
VL S1	.01—1500V.	3 5/16 x 17/32 x 5/8	$0.75	$0.45
VL P5	.5—200V.	3 5/16 x 27/32 x 5/8	.80	.48
Special dual .0008 rectangular unit with four leads				
VC 1160	2x.0008	1 1/16 x 3/4 x 5/8	$0.60	$0.36
Vibrator Buffer (oval shaped) capacitor provided with flexible braid leads. 120 V.D.C. Working.				
HC 1306	.5	2 x 3/4 x 7/16	$0.55	$0.33
Metal cased oil-impregnated and processed tubular paper capacitors with cardboard insulating sleeve and mounting strap. 2000 V.D.C. Peak.				
TVC 16D5-6	.005	5/8 x 1 5/8	$0.55	$0.33
TVC 16D7-6	.007	5/8 x 1 5/8	.60	.36
TVC 16S1-6	.01	5/8 x 1 5/8	.70	.42
TVC 16S2-6	.02	11/16 x 2 1/8	.75	.45

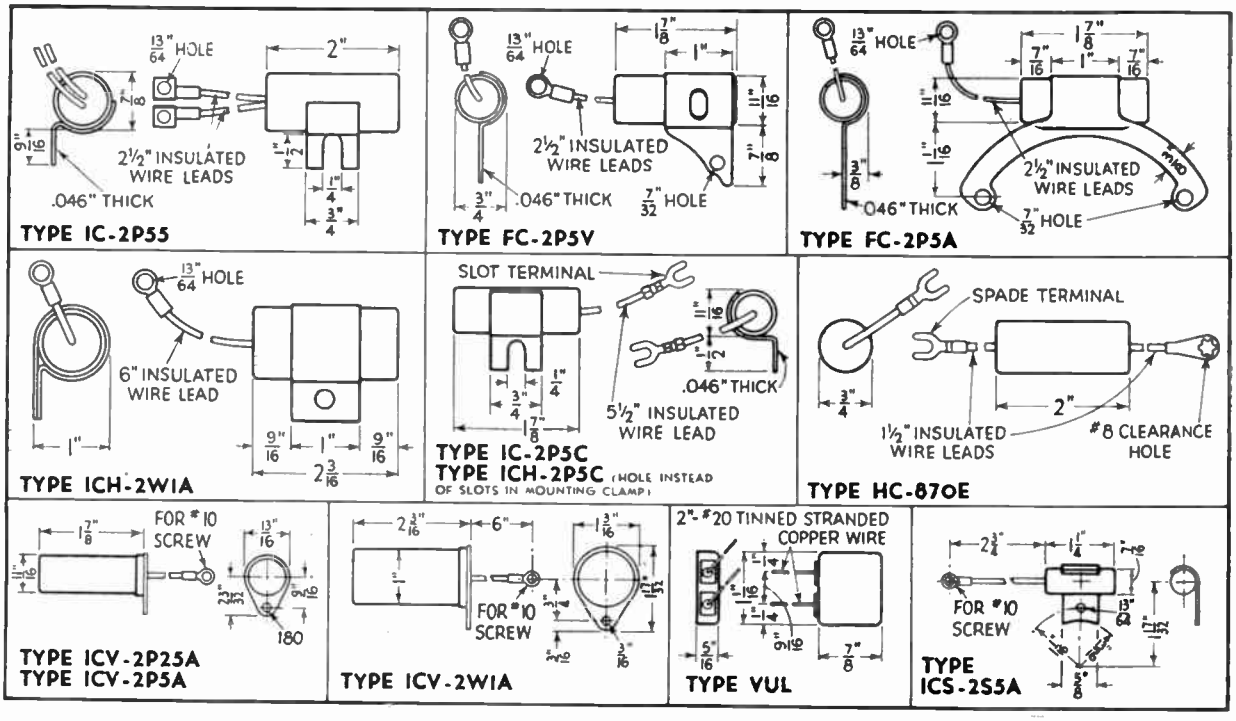

Prices Subject to Change Without Notice

Copyright by U.C.P., Inc.

CORNELL DUBILIER

DYKANOL TRANSMITTING CAPACITORS

Cat. No	Cap. Mfd.	Dimensions—Inches A	B	C	D	E	F	List Price	Net Price
		600 V.D.C. Working							
TJU 6005	.5	2 1/8	1 13/16	1 1/16	7/8	13/16	2 1/4	$3.30	$1.98
TJU 6010	1	2 1/8	1 13/16	1 1/16	7/8	13/16	2 1/4	4.20	2.52
TJU 6020	2	2 7/8	1 15/16	1 1/16	7/8	13/16	2 1/4	5.10	3.06
TJU 6030	3	3 7/8	1 15/16	1 1/16	7/8	13/16	2 1/4	6.00	3.60
TJU 6040	4	3 3/8	2 1/2	1 3/16	7/8	1 1/8	3	6.60	3.96
TJU 6050	5	4 3/4	1 13/16	1 1/16	7/8	13/16	2 1/4	7.50	4.50
TJU 6060	6	4 5/8	2 1/2	1 3/16	7/8	1 7/8	3	8.10	4.86
TJU 6080	8	3 13/16	3 3/4	1 1/4	7/8	2	4 3/8	9.60	5.76
TJU 6100	10	4 5/8	3 3/4	1 1/4	7/8	2	4 3/8	10.80	6.48
		1,000 V.D.C. Working							
TJU 10001	.1	2	1 13/16	1 1/16	7/8	13/16	2 1/4	3.00	1.80
TJU 100025	.25	2 1/4	1 13/16	1 1/16	7/8	13/16	2 1/4	3.30	1.98
TJU 10005	.5	2 1/8	1 13/16	1 1/16	7/8	13/16	2 1/4	3.60	2.16
TJU 10010	1	2 1/8	1 13/16	1 1/16	7/8	13/16	2 1/4	4.50	2.70
TJU 10020	2	4	1 15/16	1 1/16	7/8	13/16	2 1/4	6.00	3.60
TJU 10030	3	3 1/2	2 1/2	1 3/16	7/8	1 1/8	3	6.90	4.14
TJU 10040	4	4 3/8	2 1/2	1 3/16	7/8	1 1/8	3	7.50	4.50
TJU 10050	5	3 13/16	3 3/4	1 1/4	7/8	2	4 3/8	9.00	5.40
TJU 10060	6	4 3/4	3 3/4	1 1/4	7/8	2	4 3/8	10.00	6.00
TJU 10080	8	4 3/4	3 3/4	1 1/4	7/8	2	4 3/8	10.80	6.48
TJU 10100	10	4 5/8	3 3/4	1 3/4	7/8	2	4 3/8	12.00	7.20
TJU 10120	12	3 13/16	3 3/4	2 1/4	7/8	2	4 3/8	13.00	7.80
TJU 10150	15	4 3/4	3 3/4	2 1/2	7/8	2	4 3/8	14.50	8.70
		1,500 V.D.C. Working							
TJU 15005	.5	2 7/8	1 13/16	1 1/16	7/8	13/16	2 1/4	4.50	2.70
TJU 15010	1	4	1 13/16	1 1/16	7/8	13/16	2 1/4	5.40	3.24
TJU 15020	2	4 1/8	2 1/2	1 3/16	7/8	1 1/8	3	7.50	4.50
TJU 15030	3	4 3/4	2 1/2	1 3/16	7/8	1 1/8	3	9.00	5.40
TJU 15040	4	4 5/8	3 3/4	1 1/4	7/8	2	4 3/8	10.00	6.00
TJU 15050	5	4 3/4	3 3/4	1 3/4	7/8	2	4 3/8	10.80	6.48
TJU 15060	6	4 3/4	3 3/4	1 3/4	7/8	2	4 3/8	12.25	7.35
TJU 15080	8	4 3/4	3 3/4	2 1/2	7/8	2	4 3/8	15.00	9.00
TJ 15100	10*	4 3/4	3 3/4	3 5/16	7/8	2	4 3/8	18.00	10.80
TJ 15120	12*	4 3/4	3 3/4	3 3/16	7/8	2	4 3/8	19.50	11.70
TJ 15150	15*	4 3/4	3 3/4	4 9/16	7/8	2	4 3/8	21.50	12.90
		2,000 V.D.C. Working							
TJU 20001	.1	2 1/8	1 13/16	1 1/16	7/8	13/16	2 1/4	4.80	2.88
TJU 200025	.25	2 1/4	1 13/16	1 1/16	7/8	13/16	2 1/4	5.10	3.06
TJU 20005	.5	2 7/8	1 15/16	1 1/16	7/8	13/16	2 1/4	5.40	3.24
TJU 20010	1	3 3/8	2 1/2	1 3/16	1 1/4	1 1/8	3	6.60	3.96
TJU 20020	2	4	3 3/4	1 1/4	1 1/4	2	4 3/8	7.80	4.68
TJU 20030	3	4 3/4	3 3/4	1 1/4	1 1/4	2	4 3/8	9.60	5.76
TJU 20040	4	3 13/16	3 3/4	2 1/4	1 1/4	2	4 3/8	10.80	6.48
TJU 20050	5	4 3/4	3 3/4	2 3/4	1 1/4	2	4 3/8	12.00	7.20
TJ 20060	6*	4 3/4	3 3/4	3 5/16	1 1/4	2	4 3/8	14.50	8.70
TJ 20080	8*	4 3/4	3 3/4	3 5/16	1 1/4	2	4 3/8	18.00	10.80
TJ 20100	10*	4 3/4	3 3/4	4 9/16	1 1/4	2	4 3/8	22.00	13.20
TJ 20120	12*	5 3/8	3 3/4	4 9/16	1 1/4	2	4 3/8	24.00	14.40
		2,500 V.D.C. Working							
TJU 25005	.5	3 1/2	3 3/4	1 1/4	1 1/4	2	4 3/8	8.40	5.04
TJU 25010	1	3 1/4	3 3/4	1 3/4	1 1/4	2	4 3/8	9.60	5.76
TJU 25020	2	4 3/4	3 3/4	1 3/4	1 1/4	2	4 3/8	15.50	9.30
TJ 25040	4*	4	3 3/4	4 9/16	1 1/4	2	4 3/8	21.50	12.90
TJ 25100A	10*	6 3/8	3 3/4	4 9/16	1 1/4	2	4 3/8	54.00	32.40
		3,000 V.D.C. Working							
TJU 30001	.1	2	2 1/2	1 3/16	1 1/4	1 1/8	1	10.00	6.00
TJU 30025	.25	2 1/2	2 1/2	1 3/16	1 1/4	1 1/8	3	10.80	6.48
TJU 30005	.5	3 7/8	2 1/2	1 9/16	1 1/4	1 1/8	3	12.00	7.20
TJU 30010	1	3 13/16	3 3/4	2 1/4	1 1/4	2	4 3/8	14.50	8.70
TJ 30020	2*	4 1/8	3 3/4	3 5/16	1 1/4	2	4 3/8	18.00	10.80
TJ 30040	4*	4 3/4	3 3/4	4 9/16	1 1/4	2	4 3/8	26.50	15.90
		4,000 V.D.C. Working							
TJU 40001	.1	2 3/4	3 3/4	2 1/4	2	2	4 3/8	18.00	10.80
TJU 400025	.25	2 3/4	3 3/4	2 1/4	2	2	4 3/8	19.00	11.40
TJU 40005	.5	4	3 3/4	2 1/4	2	2	4 3/8	21.50	12.90
TJU 40010	1	5	3 3/4	2 1/4	2		4 3/8	26.50	15.90
TJ 40020	2*	5	3 3/4	4 9/16	2	2	4 3/8	33.50	20.10
TJ 40040A	4*	8	3 3/4	4 9/16	2	2	4 3/8	48.00	28.80
		5,000 V.D.C. Working							
TJU 50005	.5	4 1/4	3 3/4	2 1/4	2	2	4 3/8	24.00	14.40
TJ 50010	1*	4 1/4	3 3/4	4 9/16	2	2	4 3/8	30.00	18.00
TJ 50020	2*	6	3 3/4	4 9/16	2	2	4 3/8	38.50	23.10
		6,000 V.D.C. Working							
TJ 60010A	1*	8	3 3/4	4 9/16	2	2	4 3/8	60.00	36.00

* Type TJU units are not furnished in these larger sizes. But type TI units can be supplied with mounting feet soldered to bottom of can.



TYPE TJU DYKANOL CAPACITORS

C-D Dykanol Transmitting Capacitors Type TJU are without doubt the most dependable units offered to the radio trade—amateur, broadcast and commercial. Beautifully designed, compact, light-weight, safely-rated, furnished with universal mounting clamp, well-insulated terminals. These are the capacitors which practically every broadcast and government station in the world uses with such marked success. Standard equipment with tens of thousands of amateurs. Also employed in all types of television receivers and transmitters.

These units are thoroughly impregnated and filled with Dykanol "A" (chlorinated diphenyl), a non-inflammable, fireproof non-oxidizable liquid compound which is unaffected by wide latitude of temperature changes or voltage stresses.

All units are conservatively rated and may be operated continuously at 10% above their rated voltage. Clamp-type mounting brackets as shown below, for mounting units in either upright or inverted position are furnished with all units.

(For higher voltage units 6000 to 25,000 V. D.C. see Cat. No. 160-T which is available to accredited engineering, educational, broadcasting and manufacturing organizations on request.)

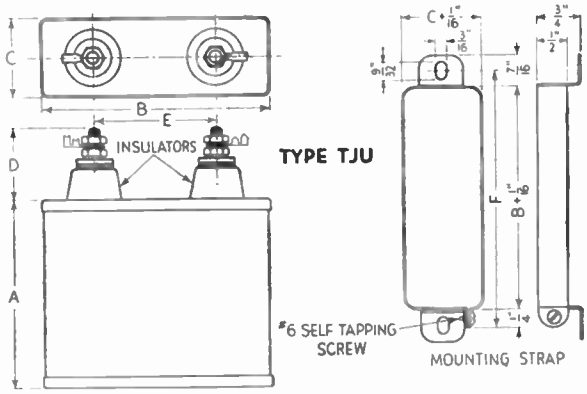

Copyright by U.C.P., Inc.

CORNELL DUBILIER

DYKANOL TRANSMITTING CAPACITORS



TYPE TQ DYKANOL CAPACITORS

Cornell-Dubilier, Type TQ Dykanol Capacitors, in cylindrical aluminum containers are provided with two insulated terminals and universal mounting rings for mounting the unit in any position with terminals either above or below a subpanel assembly. These units are designed primarily for filter circuits in amateur, low-power broadcast and commercial transmitters. They are also adapted for high-power, high-fidelity public address systems and portable power amplifiers.

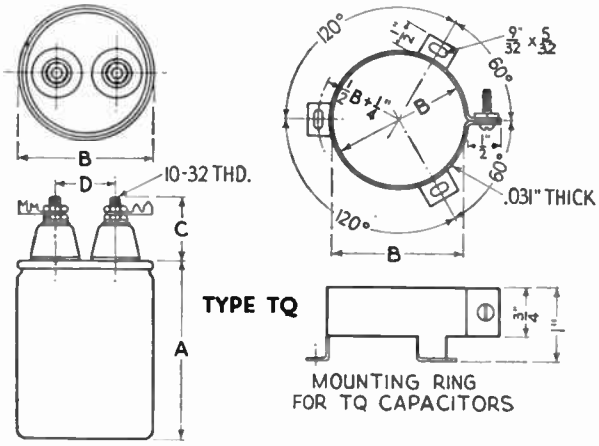

Cat. No.	Cap. Mfd.	Dimensions—Inches A	B	C	D	List Price	Net Price
		600 Volts D.C. Working					
TQ 6020	2	2 1/8	2	1	13/16	$4.00	**$2.40**
TQ 6040	4	2 3/4	2	1	13/16	5.40	**3.24**
		1000 Volts D.C. Working					
TQ 10010	1	1 7/8	2	1	13/16	3.30	**1.98**
TQ 10020	2	2 1/2	2	1	13/16	4.50	**2.70**
TQ 10040	4	3 7/8	2	1	13/16	5.70	**3.42**
		1500 Volts D.C. Working					
TQ 15010	1	2 3/8	2	1	13/16	4.20	**2.52**
TQ 15020	2	3 5/8	2	1	13/16	5.70	**3.42**
		2000 Volts D.C. Working					
TQ 20010	1	3 1/8	2	1	13/16	5.40	**3.24**
TQ 20020	2	4 7/8	2	1	13/16	6.00	**3.60**
TQ 20040	4	4 3/8	3	1 1/4	1 1/4	8.40	**5.04**
		3000 Volts D.C. Working					
TQ 30010	1	3 1/4	3	1 1/4	1 1/4	10.80	**6.48**
TQ 30020	2	5 1/4	3	1 1/4	1 1/4	13.00	**7.80**

TYPE TLA DYKANOL CAPACITORS

For compact high-voltage filter applications in high-fidelity P.A. amplifiers, power supplies for short-wave portable transmitters and transceivers, type TLA Dykanol filter units in cylindrical aluminum containers are ideal in every respect. One terminal is well insulated, the other being the metal can itself. They will withstand transient voltages as well as high-peak voltage surges, as they are designed to operate for continuous, full-load duty.

Insulating washers, as well as a large spade lug, are provided so that the metal container may be insulated from the chassis. They are thoroughly impregnated and filled with Dykanol as the Dykanol has a di-electric constant of 4.8, a power factor of .3%, and enables the fabrication of capacitors having a direct current resistance of 10,000 megohms per microfarad, of small size and high insulation resistance. An appreciably lower space factor accounts for the substantial reduction in physical size for a given capacity and voltage rating.

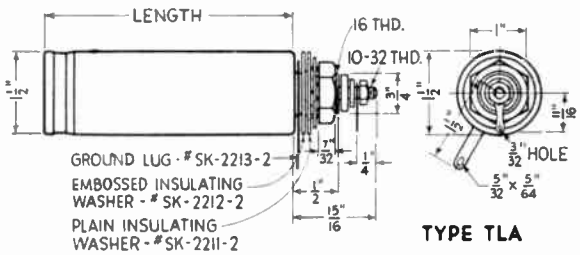

Cat. No.	Cap. Mfd.	D.C. W. Volts	Size—Inches Lth. x Diam.	List Price	Net Price
TLA 6020	2	600	2 7/8 x 1 1/2	$3.30	**$1.98**
TLA 6030	3	600	4 1/2 x 1 1/2	4.00	**2.40**
TLA 6040	4	600	4 1/2 x 1 1/2	4.50	**2.70**
TLA 10010	1	1000	2 7/8 x 1 1/2	3.00	**1.80**
TLA 10020	2	1000	4 1/2 x 1 1/2	4.00	**2.40**
TLA 15005	.5	1500	2 7/8 x 1 1/2	3.60	**2.16**
TLA 15010	1	1500	4 1/2 x 1 1/2	4.00	**2.40**

HIGH SPEED PHOTO-FLASH DYKANOL CAPACITOR

Type KGT 6250-1 capacitor is rated for operation at 2000 volts D.C. and each unit offers a capacity value of 25 microfarads. Two or more units may be used to provide any desired multiple of this value in the construction of speed flash lamps for making stroboscopic pictures. Unit comes in sealed metal case, 6 5/8 x 4 5/16 x 3 3/4".

Type KGT 6250-1 25 Mfd. 660 V. A. C.-2000 V. D. C. Peak

List Price $32.40 **Net Price $19.45**

Prices Subject to Change Without Notice

Copyright by U.C.P., Inc.

CORNELL DUBILIER

MICA TRANSMITTING CAPACITORS



TYPES 4 & 9 MICA CAPACITORS

C-D Mica Capacitors Types 4 and 9 are designed to meet the requirements of power amplifiers and low-power transmitters. They are principally employed for grid and plate blocking purposes and for r. f. by-pass functions. These popular units are available in a wide range of capacities and three standard voltage ratings.

TYPE 4

Cat. No.	Cap Mfd.	List Price	Net Price
1000 V. D. C. Test — 600 V. D. C. Working			
4-14050	.00005	$0.60	$0.36
4-13010	.0001	.60	.36
4-13020	.0002	.60	.36
4-13025	.00025	.60	.36
4-13030	.0003	.60	.36
4-13040	.0004	.60	.36
4-13050	.0005	.60	.36
4-12010	.001	.65	.39
4-12015	.0015	.65	.39
4-12020	.002	.70	.42
4-12025	.0025	.80	.48
4-12030	.003	.85	.51
4-12040	.004	.85	.51
4-12050	.005	.85	.51
4-12060	.006	1.05	.63
4-12070	.007	1.15	.69
4-12080	.008	1.20	.72
4-11010	.01	1.40	.84
4-11015	.015	1.65	.99
4-11020	.02	1.90	1.14
4-11025	.025	2.30	1.38
4-11030	.03	2.55	1.28
2500 V. D. C. Test — 1200 V. D. C. Working			
4-24050	.00005	$0.85	$0.51
4-23010	.0001	.85	.51
4-23020	.0002	.85	.51
4-23025	.00025	.85	.51
4-23030	.0003	.85	.51
4-23050	.0005	.85	.51
4-22010	.001	1.10	.66
4-22015	.0015	1.40	.84
4-22020	.002	1.65	.99
4-22025	.0025	1.75	1.05
4-22030	.003	1.90	1.14
4-22040	.004	1.90	1.14
4-22050	.005	2.10	1.26
4-22060	.006	2.10	1.26
4-22080	.008	2.70	1.62
4-21010	.01	3.40	2.04
5000 V. D. C. Test — 2500 V. D. C. Working			
4-54050	.00005	$1.10	$0.66
4-53010	.0001	1.10	.66
4-53020	.0002	1.30	.78
4-53025	.00025	1.30	.78
4-53030	.0003	1.35	.78
4-53050	.0005	1.55	.93
4-52010	.001	1.80	1.08
4-52015	.0015	2.35	1.41
4-52020	.002	2.70	1.62
4-52025	.0025	3.00	1.80
4-52030	.003	3.30	1.98
4-52040	.004	3.80	2.28
4-52050	.005	4.10	2.46

TYPE 9

Cat. No.	Cap. Mfd.	List Price	Net Price
1000 V. D. C. Test — 600 V. D. C. Working			
9-14050	.00005	$0.75	$0.45
9-13010	.0001	.75	.45
9-13025	.00025	.75	.45
9-13050	.0005	.75	.45
9-12010	.001	.75	.45
9-12020	.002	.80	.48
9-12025	.0025	.90	.54
9-12030	.003	1.05	.63
9-12040	.004	1.05	.63
9-12050	.005	1.05	.63
9-12060	.006	1.20	.72
9-12080	.008	1.45	.87
9-11010	.01	1.70	1.02
9-11015	.015	1.95	1.17
9-11020	.02	2.25	1.35
9-11025	.025	2.80	1.68
9-11030	.03	3.00	1.80
9-11040	.04	3.90	2.34
9-11050	.05	4.65	2.79
9-11060	.06	5.40	3.24
2500 V. D. C. Test — 1200 V. D. C. Working			
9-24050	.00005	$0.85	$0.51
9-23010	.0001	.85	.51
9-23025	.00025	.85	.51
9-23050	.0005	.85	.51
9-22010	.001	1.10	.66
9-22020	.002	1.65	.99
9-22025	.0025	1.75	1.05
9-22030	.003	1.90	1.14
9-22040	.004	1.90	1.14
9-22050	.005	2.10	1.26
9-22060	.006	2.10	1.26
9-22080	.008	2.70	1.62
9-21010	.01	3.40	2.04
9-21015	015	4.05	2.43
9-21020	.02	4.75	2.85
9-21025	025	5.30	3.18
9-21030	.03	5.55	3.33
5000 V. D. C. Test — 2500 V. D. C. Working			
9-54050	.00005	$1.10	$0.66
9-53010	.0001	1.10	.66
9-53025	00025	1.30	.78
9-53050	0005	1.50	.90
9-52010	.001	1.80	1.08
9-52020	.002	2.70	1.62
9-52025	0025	3.00	1.80
9-52030	.003	3.30	1.98
9-52040	.004	3.80	2.28
9-52050	.005	4.10	2.46
9-52060	.006	4.20	2.52
9-52080	.008	4.60	2.76
9-51010	.01	4.95	2.97
9-51015	.015	5.40	3.24

Standard tolerance ± 10%. Also available in closer capacity tolerances at slightly higher prices, and low-loss bakelite . . . For low-loss bakelite add 25c to list price.



TYPE 86 MICA CAPACITORS

C-D new and improved Type 86 Mica Capacitors in dehydrated porcelain cases have been designed for amateur radio communication, 'fone, CW and ICW, for plate blocking, grid, buffer, tank, and antenna coupling purposes.

By selecting a special high grade ruby mica, Type 86 capacitors have very low radio frequency resistance and power factor, but extremely high direct current resistance.

While entirely satisfactory for intermittent duty in amateur transmitters, these units are not recommended for use in broadcast station equipment, aircraft transmitters or commercial applications where more rigid tolerances* and other heavier current carrying characteristics are essential.

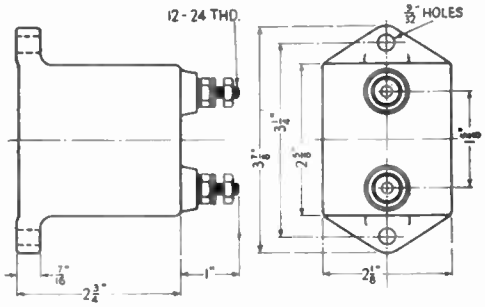

Cat. No.	Cap. Mfd.	Max. D.C. Volt.	Maximum Current in Amps. 30 mc 10M	15000 kc 20M	7500 kc 40M	3750 kc 80M	1875 kc 160M	List Price	Net Price
45A 86	.00005	12,500	3.5	3	2.5	1.5	1	$6.60	$3.96
31A 86	.0001	12,500	5	5	4	3	2	6.00	3.60
325A 86	.00025	12,500	5	7	8	6	4	6.60	3.96
35A 86	.0005	12,500	5	8	9	8	7	6.60	3.96
35C 86	.0005	7,000	5	7	8	6	4	5.40	3.24
21A 86	.001	12,500	5	9	10	11	12	6.60	3.96
21C 86	.001	7,000	5	8	9	10	8	6.00	3.60
21D 86	.001	3,500	5	8	9	8	5	5.40	3.24
215A 86	.0015	12,500	6	9	10	11	12	7.80	4.68
22A 86	.002	12,500	6	9	12	13	15	9.00	5.40
22C 86	.002	7,000	6	8	9	10	10	7.80	4.68
22D 86	.002	3,500	6	8	8	9	7	6.60	3.96
25B 86	.005	10,000	7	10	13	14	15	12.00	6.56
11C 86	.01	7,000	7	10	13	15	15	12.60	7.20
11D 86	.01	3,500	7	10	13	14	14	12.00	6.56
12D 86	.02	3,500	7	10	14	16	17	12.00	6.56
IE 86	.1	2,000	7	10	14	17	18	13.20	7.92

* Standard tolerance ± 20%. For closer tolerance units, see Types 6, 15L and 30B as listed in C-D Transmitter Capacitor Catalog No. 160-T.

Copyright by U.C.P., Inc.

CORNELL DUBILIER

MICA RECEIVING CAPACITORS



TYPES 1W, 3L & 5W MICA CAPACITORS

Moulded Bakelite Capacitors, Types 1W, 3L and 5W are suitable for numerous electronic uses and are specially adapted to serve many important functions in low-voltage radio circuits. All units are rated at 500 volts D.C. working and tested at 1000 volts D.C. except on capacities higher than .003 mfd. of Types 1W and 3L which are rated at 300 volts D.C. working—600 volts test. They are individually tested for accuracy of capacity and voltage breakdown and designed to give dependable service where small size units are required.

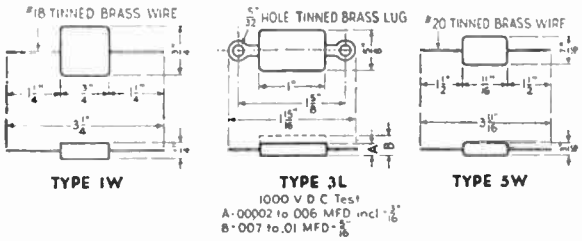

Cap. Mfd.	1000 V.D.C. Test—500 V.D.C. Work. Type 1W Cat. No.	Type 3L Cat. No.	Type 5W Cat. No.	List Price	Net Price
.000005			5W 5V5	$0.25	$0.15
.00001			5W 5Q1	.25	.15
.00002			5W 5Q2	.25	.15
.000025			5W 5Q25	.25	.15
.00003			5W 5Q3	.25	.15
.00004			5W 5Q4	.20	.12
.00005			5W 5Q5	.20	.12
.00007			5W 5Q7	.20	.12
.0001		3L 5T1	5W 5T1	.20	.12
.00015		3L 5T15	5W 5T15	.20	.12
.0002		3L 5T2	5W 5T2	.20	.12
.00025		3L 5T25	5W 5T25	.25	.15
.0003		3L 5T3	5W 5T3	.25	.15
.0004		3L 5T4	5W 5T4	.25	.15
.0005		3L 5T5	5W 5T5	.25	.15
.0006	1W 5T6	3L 5T6		.25	.15
.0007	1W 5T7	3L 5T7		.25	.15
.0008	1W 5T8	3L 5T8		.25	.15
.0009	1W 5T9	3L 5T9		.25	.15
.001	1W 5D1	3L 5D1		.30	.18
.0015	1W 5D15	3L 5D15		.30	.18
.002	1W 5D2	3L 5D2		.40	.24
.0025	1W 5D25	3L 5D25		.45	.27
.003	1W 5D3	3L 5D3		.50	.30
	600 V D.C. Test 300 V.D.C. Working				
.004	1W 3D4	3L 3D4		.55	.33
.005	1W 3D5	3L 3D5		.60	.36
.006	1W 3D6	3L 3D6		.75	.45
.007	1W 3D7	3L 3D7		.80	.48
.008	1W 3D8	3L 3D8		.80	.48
.009	1W 3D9	3L 3D9		.85	.51
.01	1W 3S1	3L 3S1		.90	.54

Standard capacity tolerance is ± 20%. Also available in closer capacity tolerances and low-loss bakelite at slightly higher prices.



TYPES 1R, 2R & 5R MICA CAPACITORS

Types 1R, 2R and 5R "Silver-Mike" Silvered Mica Capacitors are designed for use in electronic circuits where frequency stability must be maintained. They are ideally suited for use in circuits where the LC product must be maintained constant, and particularly adapted for use in tuning IF transformers, push-button tuning circuits and other similar applications. Standard units are moulded in low-loss red bakelite and furnished with tinned brass wire leads.

All units are rated at 500 volts D.C. working and tested at 1000 volts D.C. except on capacities higher than .0025 mfd. of Type 1R which are rated at 300 volts D.C. working—600 volts test.

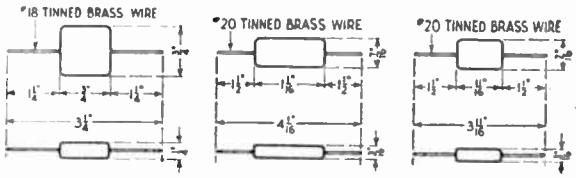

Cap. Mfd.	1000 V.D.C. Test—500 V.D.C. Work. Type 1R Cat. No.	Type 2R Cat. No.	Type 5R Cat. No.	List Price	Net Price
.000001			5R 5V1*	$0.60	$0.36
.000005			5R 5V5*	.60	.36
.00001			5R 5Q1*	.50	.30
.00002			5R-5Q2*	.50	.30
.000025			5R 5Q25	.50	.30
.00003			5R 5Q3	.50	.30
.00004			5R 5Q4	.50	.30
.00005			5R 5Q5	.50	.30
.00007			5R 5Q7	.50	.30
.0001		2R 5T1	5R 5T1	.50	.30
.00015		2R 5T15	5R 5T15	.60	.36
.0002		2R 5T2	5R 5T2	.60	.36
.00025		2R 5T25	5R 5T25	.60	.36
.0003		2R 5T3	5R 5T3	.90	.54
.0004		2R 5T4	5R 5T4	.90	.54
.0005		2R 5T5	5R 5T5	.90	.54
.0007		2R 5T7		1.20	.72
.0008		2R 5T8		1.35	.81
.0009		2R 5T9		1.35	.81
.001	1R 5D1	2R 5D1		1.50	.90
.0015	1R 5D15			1.80	1.08
.002	1R 5D2			1.80	1.08
.0025	1R 5D25			2.40	1.44
	600V.D.C.Test 300VDC Wkg				
.003	1R 3D3			2.70	1.62
.004	1R 3D4			2.85	1.71
.005	IR 3D5			3.00	1.80

Standard capacity tolerance is ± 5%; can also be furnished in ± 3%, ± 2% an ± 1% at slightly higher prices.
*Closest tolerance of these units ± 1 mmfd.

Prices Subject to Change Without Notice

Copyright by U.C.P., Inc.

CORNELL DUBILIER

CAPACITOR TEST INSTRUMENTS

C-D CAPACITOR ANALYZER

The Model BF-50 Capacitor Analyzer quickly and accurately measures all important characteristics of all types of capacitors. It offers the most accurate and thorough capacitor test of any instrument of its type, and may be operated on any 110-volt, 50-60 cycle power line.

The analyzer will determine the true condition of all paper, mica and electrolytic capacitors, including A.C. motor starting types. It is the only instrument of its type which provides a complete test for all capacitors, with amplifier for adequate sensitivity, easy reading linear scales, push-button switches for simplicity of adjustments, D.C. voltage supply and visual eye leakage indicator.

Features of C-D Analyzer

1. Measures Capacity—Accurately measures capacity of paper, mica, air, electrolytic and motor-starting capacitors from .00001 to 240. mfd.
2. Measures Power Factor—Measurements of power factor from zero to 50 percent on all types of electrolytic capacitors including motor-starting types.
3. Employs Wien Bridge—Assures permanent accuracy of capacity and power factor measurements. Readings not affected by line voltage variations.
4. Indicates Insulation Resistance—Insulation resistance measurements of paper and mica capacitors up to 1500 megohms. Also measures many types of insulation.
5. Indicates Leakage—Measurements of leakage of electrolytic capacitors by means of built-in direct current power supply.
6. Visual Eye Leakage Indicator—Provides simplified and reliable leakage tests on all types of capacitors. Enables measurements to be made rapidly.
7. Detects Defective Capacitors—Character measurements, such as leaky, shorted, open, high and low capacity, and high power factor on all capacitors.
8. High Sensitivity on All Measurements—Amplifier for capacity, power factor and leakage tests provides sharp and accurate readings. Amplifier built in Analyzer.
9. Balance Sensitivity Control—Provides sharp or broad balances for quick and accurate readings. All readings are made simply and directly.
10. Direct Reading Linear Scale Calibration—Provides simplified measurements. All scales on panel uniformly spaced, easy to read, thus avoiding possible errors in using multipliers or charts.
11. Push-Button Switching—For convenient and simplified adjustments, all tests and circuit changes are made by means of modern push-button switches.
12. Visual Eye Bridge Balance—Visual detector gives positive indication of bridge balance for convenient, simplified and accurate capacity and power factor measurements.
13. Six Color-Coded Scales—Accurately calibrated, six color-coded scales. Uniformly spaced over total spacing of sixty inches. Easy to read. No "blind" spots.
14. General Purpose Instrument—May be used to check continuity capacity between circuits, insulation of transformer windings and other types of coils, etc.
15. Self-Contained—Portable—An instrument complete in itself, requiring no external standard, headphones, meters or accessories. A portable unit, for 110 volt, 50-60 cycle operation, supplied in walnut cabinet, removable cover, with carrying handle. Size, 6 ½ x 12 x 9 ¾ inches. Weight, 9 pounds.

MODEL BF-50 CAPACITOR ANALYZER
List Price, less tubes, $49.80
Net Price..... **$29.88**
For Operation on 110 volts, 50-60 cycles.



C-D CAPACITOR BRIDGE

The Model BN Midget Capacitor Bridge quickly and accurately measures all types of capacitors between limits of .00001 mfd. and 50. mfd.

Features of C-D Capacitor Bridge

1. Measures Capacity—Accurately measures capacity of paper mica electrolytic and air capacitors between limits of .00001 mfd. to 50. mfds.
2. Indicates Power Factor—Power factor of electrolytic capacitor indicated by means of visual eye detector tube.
3. Detects Defective Capacitors—Detects many types of defective capacitors, open and short circuited, high and low capacity, and high power factor.
4. Checks Circuit Continuity—May be used on continuity meter. A handy instrument for checking circuits, coils, transformers and many other uses.
5. Employs Wien Bridge—Employs Wien Bridge circuit for all measurements. Accuracy independent of line voltage variations.
6. Visual Eye Bridge Balance—Dual type visual bridge balance for accurate measurements facilitates quick tests on service jobs.
7. Direct Reading Scale—Direct reading ranges with all scale markings directly in microfarads. Clear reading dial scale. All capacity calibrations marked on panel. No charts or multipliers required.
8. Self-Contained—The Capacitor Bridge is complete in itself and requires no headphones, standards, external meters or similar accessories.
9. Extremely Compact—The unusually small size of this bridge makes it particularly handy for portable use—3⅝" x 5" x 3" weight 2 pounds.
10. Attractive—Supplied in attractive walnut Bakelite case complete with detachable test leads and useful instruction booklet.

MODEL BN CAPACITOR BRIDGE
List Price, less tubes, $19.80
For operation on 110 volts, 60 cycles. Net Price..... **$11.88**



C-D CAPACITOR DECADES

C-D Capacitor Decades provide accurate standards over a wide range of capacity. May be used in groups of the three decades, shown above, or used individually for maximum flexibility. Each decade is furnished with calibration chart giving exact capacity values for all scale markings, extending use to more precise measurements.

Rated Voltage—600 D. C.—220 A. C.

Model	Capacity				+ or — Tol.	Dielectric	List Price	Net Price
CDA-5	.011	mfd. in	.0001	mfd. steps	5%	Mica	$10.80	**$6.48**
CDB-5	1.1	mfd. in	.01	mfd. steps	5%	Oil-Paper	10.80	**6.48**
CDB-3	1.1	mfd. in	.01	mfd. steps	3%	Oil-Paper	13.80	**8.28**
CDC-5	10.0	mfd. in	1.0	mfd. steps	5%	Oil-Paper	19.20	**11.52**
CDC-3	10.0	mfd. in	1.0	mfd. steps	3%	Oil-Paper	22.20	**13.32**

Copyright by U.C.P., Inc.

Prices Subject to Change Without Notice

CORNELL DUBILIER

QUIETONE INTERFERENCE FILTERS



Top Row—IF-19, IF-1B and IF-21
Lower Row—IF-4 & 5, IF-6, IF-22, IF-20, AF-10

RADIO AND APPLIANCE QUIETONES

Most satisfactory results are obtained when Quietones are installed at the source of the interference. A Quietone installed in connection with an offending appliance corrects the noise conditions caused by that appliance, improving your neighbor's radio reception as well as your own.

Where source of interference cannot be located a Quietone connected in the electric supply line of the radio receiver will alleviate, if not fully correct, the condition. When a Quietone is installed, interference will be greatly reduced. Remaining interference usually enters receiver through the antenna system.

Quietones for Use at the Radio Receiver

TYPE IF-4—For use on small radio receivers, such as A.C.-D.C. midget sets, etc., where noise level is not too severe. Connects in power line between the radio receiver plug and wall receptacle. Rating: 110 V.A.C.-D.C. 5 amps. Colors—Furnished in ivory, walnut, or green finish. List Price $0.90 Net Price **$0.54**

TYPE IF-1B—For use in connection with all radio receivers where noise level is severe. Furnished in Bakelite case (see colors). Employs highly effective all-wave capacitive-inductive type filter. Ratings: 110 V.A.C.-D.C. 5 amps. Colors—Furnished in ivory or walnut Bakelite. List Price $6.00 Net Price **$3.60**

Quietones for Use at Appliances

TYPE IF-5—For small electrical appliances such as food mixers, hair dryers, etc., where radio interference is of low intensity. Plug type filter. Convenient to install. Rating: 110 V.A.C.-D.C. 5 amps. Colors—Furnished in ivory, walnut or green finish. List Price $0.90 Net Price **$0.54**

TYPE IF-6—For all types of home electrical appliances where interference is of moderately low intensity. Installed between appliance and power supply line with short return lead which reduces radiation. Rating: 110 V.A.C.-D.C. 5 amps. Colors—Furnished in ivory, walnut or green finish. List Price $1.50 Net Price **$0.90**

TYPE IF-1B—An efficient all-wave capacitive-inductive sectional band type filter for use in connection with all types of electrical appliances where interference conditions are severe. Provided with frame connection for reduction of radiation. Furnished in Bakelite case (see colors). Rating: 110 V.A.C.-D.C. 5 amps. Colors—Bakelite case, walnut finished. List Price $6.00 Net Price **$3.60**

TYPE IF-19—Capacitive-inducted type filter for use where interference is severe. Frame connection provided. Furnished in Bakelite case. Rating: 110 V.A.C.-D.C. 5 amps. Colors—Bakelite case. Ivory or walnut finish. List Price $4.80 Net Price **$2.88**

TYPE IF-20—For use on small electrical appliances where interference is very low. Simply connected to cord plug of appliance and plugged into wall receptacle. Rating: 110 V.A.C.-D.C. 5 amps. Colors—Bakelite case. Ivory or walnut finish. List Price $0.60 Net Price **$0.36**

TYPE IF-21—All-wave capacitive-inductive type filter for use on appliances where return lead to the frame of appliance cannot be made, such as shaver, barber clippers, etc. Furnished in Bakelite case. Rating: 110 V.A.C.-D.C. 1.6 amps. Colors—Bakelite case. Ivory or walnut finish. List Price $3.00 Net Price **$1.80**

TYPE IF-22—For use in connection with electric shavers of all standard types. Line cord and plug provided with Schick and Packard type adapters which fit practically all type shavers. (Specify type desired when ordering.) Type IF-22A for Schick, Knapp Monarch, and similar type shavers. Type IF-22B for Packard, Zephyr, Remington-Rand and Ronson type shavers. Rating: 110 V.A.C. 5 amps. Colors—Bakelite case. Ivory or black finish. List Price $2.15 Net Price **$1.29**

TYPE AF-10—Antenna Eliminator for all types of receivers. Furnished in Bakelite case with two binding posts. Plugs into wall receptacle and provides an efficient aerial connection. Colors—Furnished in ivory, walnut or green finish. List Price $1.20 Net Price **$0.72**

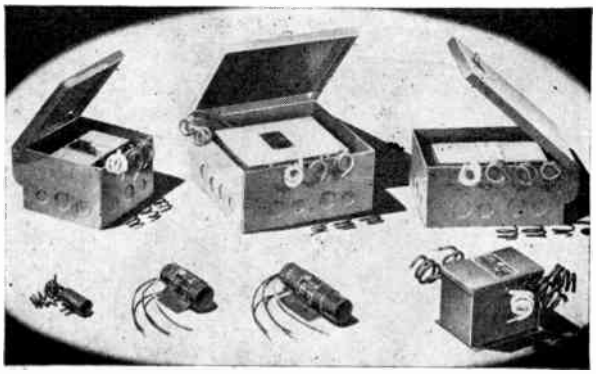

Top Row—IF-11 & 12, IF-7A, 15, 16 and IF-14
Lower Row—IF-24, IF-25, IF-26 and IF-27, 28, 29

INDUSTRIAL QUIETONES

The development of radio receiving and broadcasting equipment has been perfected to a degree where complete enjoyment of programs is within the reach of all. However, only too frequently is radio reception marred by disturbing noises commonly referred to as "man-made static." This condition does not have to be endured. It is unnecessary to tolerate the majority of these offending noises. Quietone Filters enable you to enjoy quiet, noise-free reception.

Although atmospheric disturbances in many instances cause radio noises, this condition is not chronically annoying. With the average radio receiver, noise is generally caused by the operation of electrical appliances or apparatus which create high frequency oscillations. Many types of equipment cause minute sparks as a result of a change in electrical conditions within the device, which are essential to its operation. In effect these appliances act as miniature radio transmitters, setting up a disturbance which may affect radio receivers at a considerable distance.

It is highly desirable to correct noise conditions at the source as one filter properly installed at this point may eliminate the noise in a number of radio receivers. Where it is impossible to locate the equipment which is causing the interference a Quietone installed at the receiver will correct the noise in that receiver.

The Quietones listed below will correct radio noise conditions caused by motors, generators, elevators, stokers and many other types of industrial electrical apparatus. They are designed for convenient mounting, and contain highest quality capacitors, with lowest possible impedance internal connections. There are no current limitations for (CP) Capacitive Quietones.

Capacitive (CP) Quietones

Type	Volts A.C.—D.C.	Connections	Housing	List Price	Net Price
IF-24*	110	Flex-Leads	Metal	$0.90	**$0.54**
IF-25	110–220	Flex-Leads	Metal	3.60	**2.16**
IF-26	110–220	Flex-Leads	Metal	6.00	**3.60**
IF-11	110	BX	Cutout Box	8.40	**5.04**
IF-12	220	BX	Cutout Box	12.00	**7.20**
IF-14**	110–220	BX	Cutout Box	16.80	**10.08**

** All Quietones listed above with exception of IF-14 are for single phase circuits. IF-14 is for 2 or 3 phase or 3-wire circuits.

* Dual unit for use on fluorescent lighting fixtures.

The Quietones listed below are for the more severe radio noise conditions caused by motors, generators, elevators, diathermy, oil burners, etc. They are designed for convenient mounting and quick connection to these machines. They consist of low-loss coils and highest quality capacitors with correct noise conditions in both broadcast and short wave receivers. They are the most efficient filters available for heavy duty application. All capacitive-inductive (CI) Quietones are for single phase circuits.

Capacitive-Inductive (CI) Quietones

Type	Volts A.C.—D.C.	Max Amps	Connections	Housing	List Price	Net Price
IF-7A*	110–220	5	BX	Cutout Box	$9.00	**$5.40**
IF-15	110–220	10	BX	Cutout Box	18.00	**10.80**
IF-16	110–220	20	BX	Cutout Box	26.40	**15.84**
IF-27	110	5	Flex-Leads	Steel Box	5.40	**3.24**
IF-28	110	10	Flex-Leads	Steel Box	9.60	**5.76**
IF-29	110	20	Flex-Leads	Steel Box	16.80	**10.08**

*For use on oil burners.

Prices Subject to Change Without Notice

Copyright by U.C.P., Inc.

SOLAR DRY ELECTROLYTICS

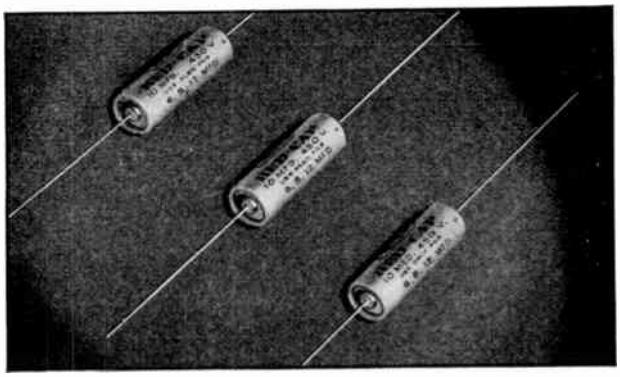

"RED-CAPS" for SERVICE

DRY ELECTROLYTICS IN PLASTIC TUBES

New! The most modern development in service-type dry electrolytic capacitors—tiny, handy, attractive in waterproof, color-coded plastic tubes! Thirteen single values can be used for forty-one capacity applications. Small inventory. Simplicity!

Lengths are uniform; diameters are minimums, so that Red-Caps group together neatly and literally fit anywhere. Bare leads. Packaged with straps.

No need for exact duplicates in an endless number of different sizes! Standardize on "Red-Caps for Service!" —for Speed!—for Value!

"RED-CAPS"—In Plastic Tubes

Catalog Number	Nominal Cap. Mfd.	Use also for Mfd.	D.C. Voltage Wkg.	D.C. Voltage Surge	Dimensions, Inches* Diam.	Dimensions, Inches* Lgth.
SINGLE CAPACITIES—TWO LEADS						
R-020	20	5, 10, 25	50	75	9/16	2 3/16
R-210	10	6, 8	150	225	9/16	2 3/16
R-215	15	12, 16	150	225	11/16	2 3/16
R-220	20	24, 25	150	225	11/16	2 3/16
R-230	30	35	150	225	11/16	2 3/16
R-240	40	45, 50	150	225	13/16	2 3/16
R-310	10	6, 8, 12	350	375	11/16	2 3/16
R-320	20	15, 16, 24	350	375	13/16	2 13/16
R-505	5	4, 6	450	525	11/16	2 3/16
R-510	10	8, 12	450	525	11/16	2 3/16
R-515	15	16	450	525	13/16	2 3/16
R-520	20	24, 25	450	525	13/16	2 3/16
R-610	10	6, 8, 12	525	600	15/16	2 3/16
DUAL CAPACITIES—NEGATIVE COMMON—3 LEADS						
R-2205	20+20	5+5, 10+10, 25+25	25	40	11/16	2 3/16
R-1010	10+10	8+8, 12+12	150	225	13/16	2 3/16
R-2020	20+20	15+15, 16+16	150	225	13/16	2 3/16
R-3030	30+30	25+25	150	225	13/16	2 3/16
R-115	10+10	8+8, 12+12	450	525	15/16	2 3/16

*± 1/64".



"MINICAP"

METAL ENCASED TUBULAR DRYS

- Compact.
- Hermetically sealed in metal—encased in insulating tubes.
- Dual units negative common; three bare leads, with neutral strap.
- Individually packaged.

"MINICAP" TYPE M

Catalog Number	Capacity Mfd.	D.C. Voltage Working	D.C. Voltage Surge	Size, Inches Diam.	Size, Inches Length
M-010	10	25	40	19/32	1 11/16
M-025	25	25	40	19/32	1 11/16
M-5010	10	50	75	19/32	1 11/16
M-5025	25	50	75	19/32	1 11/16
M-50100	100	50	75	15/16	1 11/16
M-204	4	150	225	19/32	1 11/16
M-208	8	150	225	19/32	1 11/16
M-212	12	150	225	19/32	1 11/16
M-216	16	150	225	11/16	1 11/16
M-220	20	150	225	11/16	1 11/16
M-224	24	150	225	11/16	1 11/16
M-230	30	150	225	11/16	1 11/16
M-240	40	150	225	13/16	1 11/16
M-258	8	250	300	11/16	1 11/16
M-2516	16	250	300	11/16	1 11/16
M-308	8	350	375	11/16	1 11/16
M-316	16	350	375	13/16	1 11/16
M-404	4	450	525	11/16	1 11/16
M-408	8	450	525	13/16	1 11/16
M-412	12	450	525	15/16	1 11/16
M-416	16	450	525	15/16	2 7/32
M-420	20	450	525	1 1/16	2 7/32
M-508	8	525	600	15/16	2 7/32
M-011	10+10	25	40	13/16	1 11/16
M-288	8+8	150	225	13/16	1 11/16
M-816	8+16	150	225	13/16	2 7/32
M-1616	16+16	150	225	13/16	2 7/32
M-2020	20+20	150	225	13/16	2 7/32
M-488	8+8	450	525	15/16	2 7/32

SPECIAL SERVICE CARTONS

Catalog Number	Carton Contains
M-3	Five M-408 Minicaps
M-4	Five M-208 Minicaps
M-5	Five M-216 Minicaps

NOTE: For special high capacity, low voltage units, see page K-18.

Copyright by U. C. P., Inc.

PRICES LISTED ON PAGES K-30 and K-31

HANDY UNIVERSAL REPLACEMENTS



TYPE DT

Type DT units are encased in attractive, varnish-finish, non-absorbent cardboard tubes with 2" bare wire leads one out each end. Dual units have two positive leads at one end, and a common negative at the other.

For mounting straps, refer to "Mounting Hardware" listing at bottom of page K-19.

TYPE DT—Single Capacity Cartridge Type

Catalog Number	Capacity Mfd.	D.C. Wkg. Voltage	Size, Inches Diam.	Length
DT-856	1	450	9/16	2
DT-857	2	450	9/16	2
DT-858	4	450	5/8	2
DT-859A	8	450	7/8	2
DT-859B	12	450	1	2
DT-859C	16	450	7/8	2 3/4
DT-859D	20	450	7/8	2 3/4
DT-860A	8	350	3/4	2
DT-860B	16	350	7/8	2
DT-866	4	150	9/16	2
DT-868	8	150	9/16	2
DT-868B	12	150	9/16	2
DT-868A	16	150	5/8	2
DT-868C	20	150	3/4	2
DT-869D	30	150	3/4	2
DT-869E	40	150	7/8	2
DT-869F	50	150	1	2
DT-873	5	50	9/16	2
DT-874	10	50	9/16	2
DT-875	25	50	9/16	2
DT-876	50	50	5/8	2
DT-877	100	50	3/4	2
DT-878	5	25	9/16	2
DT-879	10	25	9/16	2
DT-882	25	25	9/16	2
DT-885	10+10	25	5/8	2

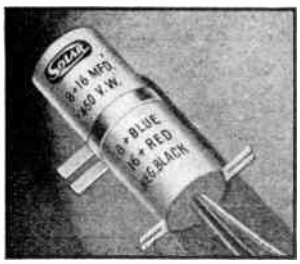

TYPE DH

Popular service-type cardboard tubular units, in single and multiple values, arranged in a really practical manner so that a few types cover virtually every service requirement.

Insulated leads are all brought out one end. Special mounting ears permit upright mounting. For horizontal mounting, a metal strap is packaged separately with each capacitor. Individually packaged.

(See listing at right)

TYPE DH—continued.

SERVICE-TYPE DH TUBULAR DRYS

Catalog Number	Nominal Rating Mfd. & W.V.	Use also for Mfd.	Size, Inches Diam.	Lgth.
SINGLE CAPACITY UNITS—2 LEADS				
DH-201	20-150	15, 16	7/8	2 1/2
DH-82	8-250	6, 10	7/8	2 1/2
DH-162	16-250	12, 15, 20	7/8	2 1/2
DH-83	8-350	6, 10	7/8	2 1/2
DH-163	16-350	12, 15, 20	7/8	2 1/2
DH-84	8-450	6, 10	7/8	2 1/2
DH-164	16-450	12, 15	7/8	2 7/8
DH-85	8-525	6, 10	7/8	2 7/8
DUAL CAPACITIES—COMMON NEGATIVE—3 LEADS				
DH-2020	20+20-25	5+5, 10+10, 25+25	7/8	2 1/2
DH-20201	20+20-150	10+10, 15+15	7/8	2 1/2
DH-30301	30+30-150	24+24, 25+25	1	2 7/8
DH-50501	50+50-150	40+40	1	2 7/8
DH-882	8+8-250	6+6, 10+10	7/8	2 1/2
DH-883	8+8-350	6+6, 10+10	7/8	2 7/8
DH-884	8+8-450	6+6, 10+10	1	2 7/8
DUAL CAPACITIES—SEPARATE SECTIONS—4 LEADS				
DHS-20201	20+20-150	10+10, 12+20, 15+15	1	3
DHS-882	8+8-250	6+6, 10+10	1	3
DHS-883	8+8-350	6+6, 10+10	1 1/4	3
DHS-16163	16+16-350	12+12, 15+15	1 3/8	3
DHS-884	8+8-450	4+4, 4+8, 6+6, 10+10	1 1/4	3
DHS-8164	8+16-450	6+12, 10+15	1 3/8	3
DHS-16164	16+16-450	12+12, 15+15	1 3/8	3 7/8
TRIPLE CAPACITIES—COMMON NEGATIVE—4 LEADS				
DHTN-222	20+20-150 + 20-25	10+16-150 + 10-25 16+16-150 + 20-25 24+16-150 + 20-25	1	2 7/8
DHTN-422	40+20-150 + 20-25	30+10-150 + 20-25 30+20-150 + 20-25	1	2 7/8
DHTN-3211	30+20+ 10-150	20+10+10-150 20+20+10-150	1	2 7/8
DHTN-112	15+10-350 + 20-25	10+10-150 + 20-25	1 1/8	2 7/8
DHTN-212	20-400 + 10-350 + 25-25	10+10-350 + 20-25	1 1/8	3 1/4
TRIPLE CAPACITIES—SEPARATE SECTIONS—6 LEADS				
DHTS-882	8+8-350 + 20-25	8+8-250 + 20-25	1 3/8	3 1/4
DHTS-16162	16+16-350 + 20-25	16+16-250 + 20-25 12+12-350 + 20-25 8+16-350 + 20-25	1 3/8	3 1/4
DHTS-88422	8+8-450 + 20-25	4+8-450 + 20-25 6+6-450 + 20-25 10+10-450 + 20-25	1 3/8	3 1/4
DHTS-816422	8+16-450 + 20-25	12+12-450 + 20-25	1 3/8	4
DHTS-8883	8+8+8-350	8+8+8-250	1 3/8	3 1/4
DHTS-8884	8+8+8-450		1 3/8	4

PRICES LISTED ON PAGES K-30 and K-31

Copyright by U. C. P., Inc.

SOLAR DRY ELECTROLYTICS



little giants

- Handy midget units—in attractive silvered-cardboard boxes, with leads.
- Single values feature "Flex-mount" adjustable flanges. Multiple values have fixed flanges, easily removable. Separate sections and separate leads.

TYPE LG5—525 VOLTS SURGE PEAK

Catalog Number	Capacity Mfd.	D.C. Working Voltage	Dimensions, Inches
LG5-2	2	450	2 7/16 x 3/4 x 1/2
LG5-4	4	450	2 7/16 x 3/4 x 1/2
LG5-8	8	450	2 7/16 x 1 1/8 x 11/16
LG5-10	10	450	2 7/16 x 1 1/8 x 11/16
LG5-12	12	450	2 7/16 x 1 1/8 x 11/16
LG5-16	16	450	2 7/16 x 1 1/8 x 11/16
LG5-44	4+4	450	2 7/16 x 1 3/16 x 1
LG5-48	4+8	450	2 7/16 x 1 3/16 x 1
LG5-88	8+8	450	2 7/16 x 1 3/16 x 1
LG5-816	8+16	450	2 1/2 x 1 5/8 x 1 1/8
LG5-888A	8+8+8	450	2 1/2 x 1 5/8 x 1 1/8

TYPE LG2—250 VOLTS SURGE PEAK

Catalog Number	Capacity Mfd.	D.C. Working Voltage	Dimensions, Inches
LG2-8	8	200	2 7/16 x 3/4 x 1/2
LG2-16	16	200	2 7/16 x 1 1/8 x 11/16
LG2-20	20	200	2 7/16 x 1 1/8 x 11/16
LG2-30	30	200	2 7/16 x 1 1/8 x 11/16
LG2-88	8+8	200	2 7/16 x 1 3/16 x 1
LG2-816	8+16	200	2 7/16 x 1 3/16 x 1
LG2-1616	16+16	200	2 7/16 x 1 3/16 x 1

LARGE SIZE CARDBOARD BOXES

These are the familiar large dry electrolytics formerly standard for years. Supplied with mounting flanges and leads.

TYPES DAA & DJ—525 VOLTS SURGE

Catalog Number	Capacity Mfd.	D.C. Wkg. Voltage	Dimensions, Inches
DAA-0602	2	450	2 1/4 x 1 5/16 x 5/8
DAA-0604	4	450	4 1/4 x 1 5/16 x 5/8
DAA-0608	8	450	4 1/4 x 1 5/16 x 7/8
DAA-0616	16	450	4 3/8 x 1 1/2 x 1 7/16
DJ-0362	8+8	450	4 3/8 x 1 3/8 x 1 1/4



TYPE DY METAL CANS

FOR TWIST-PRONG MOUNTING

Hermetically sealed, with distinctive Solar base assuring long life, proper venting and rigidity. It is always permissible (if necessary) to use higher capacities than in the original. Terminal codes are stamped on cans.

TYPE DY

Catalog Number	Capacity in Mfd. & D.C. Working Voltage	Can Size, Inches
DY-10	10-450	1x2
DY-20	20-450	1x2 1/2
DY-30	30-450	1x3
DY-40	40-450	1x3 3/8
DY-41	10-525	1x3
DY-61	20+20-150	1x2
DY-63	30+30-150	1x2
DY-65	50+50-150	1x3
DY-66	40+20-150	1x2
DY-70	15+15-300	1x2
DY-71	30+30-350-300	1x3
DY-94	10+10-450	1x2 1/2
DY-92	20+20-450	1x3 3/8
DY-90	20+20+20-150	1x2
DY-97	40+20+20-150	1x2 1/2
DY-98	40+40+40-150	1x3
DY-99A	40+20+20-250	1x3
DY-105	10+10+10-450	1x3
DY-106	15+15+10-450	1x3
DY-150	20-450 + 15+10-300	1x3 3/8
DY-144	15-450 + 20-350 + 20-250	1x3
DY-103	30+30-150 + 20-25	1x2 1/2
DY-103A	30+20-150 + 100-6	1x2
DY-104	50+50-150 + 20-25	1x3
DY-110	50+30-150 + 100-25	1x3
DY-111	15+15-250 + 20-25	1x2
DY-133	15+15-350 + 20-25	1x3
DY-134	30+20-350 + 20-25	1x3 3/8
DY-141	10+10-450 + 20-25	1x3
DY-142	15+15-450 + 20-25	1x3
DY-145	30+30-450 + 20-25	1 3/8 x 3
DY-1010	50+50+50-150 + 20-25	1 3/8 x 3
DY-1030	40-350 + 40+20-300 + 20-25	1 3/8 x 3 3/8
DY-1020	10+10+10-450 + 20-25	1 3/8 x 2 1/2
DYP-3	Metal Plate for 1" Cans—Grounding	
DYP-4	Bakelite Plate for 1" Cans—Insulating	
DYP-7	Metal Plate for 1 3/8" Cans—Grounding	
DYP-8	Bakelite Plate for 1 3/8" Cans—Insulating	

Copyright by U. C. P., Inc.

PRICES LISTED ON PAGES K-30 and K-31

SOLAR DRY ELECTROLYTICS



ROUND SCREW BASE CANS

- Dependable capacity and voltage ratings.
- Supplied with mounting nuts.

TYPE D—1 3/8" x 4 3/8"; Leads; Insulated Can; 3/4" Base

Catalog Number	Capacity Mfd.	D.C. Voltage Working	Surge
D-800	8	475	600
D-808	8	450	525
D-813	16	450	525
D-8131	20	450	525
D-8132	30	450	525
D-8133	40	450	525
D-8134	50	450	525
*D-820	8+8	450	525
*D-838	8+8+8	450	525

TYPE DD—1 3/8" x 4 3/8"; Positive Lug, Can Negative; 3/4" Base

DD-828	8	450	525

TYPE DM—1" x 2 1/2"; Leads; Insulated Can; 5/8" Base

DM-508	8	450	525
**DM-516	16	450	525

TYPE DI—1 3/8" x 3 1/4"; Lugs in Molded Screw Base 7/8" Diam.

DI-854	8	450	525
DI-859	16	450	525
†DI-869	8+8	450	525
†DI-877	8+8+8	450	525

*Separate Sections. **DM-516 can height 3 1/2".
†Common Negative.

TYPE DO—OCTAL TUBE BASE TYPE

PRONGS FIT STANDARD OCTAL SOCKETS

Catalog Number	Capacity Mfd.	D.C. Voltage Working	Surge	Can Size, Inches Diam.	Length
DO-140	40	150	225	1 1/4	2 1/2
DO-410	10	450	525	1 1/4	2 1/2
DO-420	20	450	525	1 1/4	3 1/4
DO-430	30	450	525	1 1/4	4
DO-1230	30+30	150	225	1 1/4	2 1/2
DO-4210	10+10	450	525	1 1/4	3 1/4
DO-4310	10+10+10	450	525	1 1/4	4

LARGE ROUND CANS

- Metal can negative; positive connections on top.
- Mounting rings included.

TYPE DP—2 1/2" DIAMETER CANS

Catalog Number	Capacity Mfd.	D.C. Voltage Working	Peak
DP-2508	8+8	450	525
DP-2515	5+15	450	525
DP-2524	8+16	450	525
DP-2538	8+8+8	450	525

TYPE DQ—3" DIAMETER CANS

DQ-2608	8+8	450	525
DQ-2624	8+8+8	450	525
DQ-2636	9+9+18	450	525
DQ-2720	9+9+18+18	450	525

HIGH CAPACITY—LOW VOLTAGE DRYS

TYPE DZ—2" DIAMETER x 4" HIGH

Catalog Number	Capacity Mfd.	D.C. Voltage
*DZ-4750	2000	25
*DZ-4752	1500	25
DZ-4753	1000	25
DZ-4765	2000	12
DZ-4766	1500	12
DZ-4768	1000	12

*Diameter 2 1/2".

TYPE DGM—MINICAP CONSTRUCTION†

Catalog Number	Capacity Mfd.	D.C. Wkg. Voltage	Size, Inches Diam.	Length
DGM-05	500	6	13/16	2 7/32
DGM-1	1000	6	13/16	2 7/32
DGM-2	2000	6	1 1/16	3 1/8
DGM-9	500	12	13/16	2 7/32
DGM-10	1000	12	1 1/16	3 1/8
DGM-12	2000	12	1 7/16	3 1/8
DGM-20	500	25	1 1/16	2 7/32

†For use in electric fence control, low power rectifier circuits, communications control equipment, etc.

NOTE: For A.C. Motor Starting Dry Electrolytic Capacitors, see special Solar Bulletin Number AC.

PRICES LISTED ON PAGES K-30 and K-31

Copyright by U. C. P., Inc.

SOLAR ★ ★ ★ ★ ★ ★ ★ ★ ★ ★ ★ ★ WET ELECTROLYTICS PAPER CAPACITORS



"Z" TYPE WETS

- Can negative
- Palnut included

Catalog Number	Capacity Mfd.	D.C. Peak Voltage
TYPE ZD—1 3/8" x 4 3/8" Can Size; Base 3/4" Diam.		
ZD-8	8	500
ZD-12	12	500
ZD-16	16	500
ZD-20	20	500
ZD-24	24	500
TYPES Z AND ZV—1 1/2" x 4 3/8" Can Size; Base 3/4" Diam.		
Z-230	30	500
Z-235	35	500
Z-240	40	500
ZV-278	8	600
ZV-286	16	600
TYPES ZK & ZM— 1" Diam.; ZK Can 4 3/8", ZM 3 1/8" High; Base 5/8" Diam.		
ZK-8	8	500
ZK-16	16	500
ZM-8	8	500

MOUNTING HARDWARE
FOR WET OR DRY ELECTROLYTICS

Cat. No.	Description
H-35	2 fibre washers, 1 ground lug, 5/8" base
H-20	2 fibre washers, 1 ground lug, 3/4" base
PN-5-8	Palnut for 5/8" x 18 thread
PN-3-4	Palnut for 3/4" x 16 thread
RG-01	Mounting ring for round can 1" diameter
RG-02	Mounting ring for round can 1 1/8" diameter
RG-03	Mounting ring for round can 1 1/4" diameter
RG-1	Mounting ring for round can 1 3/8" diameter
RG-2	Mounting ring for round can 1 1/2" diameter
RG-5	Mounting ring for round can 2" diameter
RG-6	Mounting ring for round can 2 1/2" diameter
RG-7	Mounting ring for round can 3" diameter

MOUNTING STRAPS FOR TUBULAR CAPACITORS

Catalog Number	Tube Diam.	List Price	Catalog Number	Tube Diam.
CL-2	3/8"	$.07	CL-10	7/8"
CL-3	7/16"	.07	CL-11	15/16"
CL-4	1/2"	.07	CL-12	1"
CL-5	9/16"	.07	CL-13	1 1/16"
CL-6	5/8"	.07	CL-14	1 1/8"
CL-7	11/16"	.10	CL-15	1 1/4"
CL-8	3/4"	.10	CL-16	1 3/8"
CL-9	13/16"	.10	CL-17	1 1/2"

"TOM THUMB" UNCASED

- Compact, flat sections
- Ideal for "potting"
- Varnished wrappers
- 6" insulated leads

For small, hearing-aid types, see page K-21.

Catalog Number	Capacity Mfd.	Dimensions, Inches Length	Width	Thickness
1000 V. D.C. WORKING; 2000 V. D.C. TEST—RED LEADS				
TT-11	.1	2 1/8	1 1/2	1/4
TT-12	.25	3	1 19/32	5/16
TT-13	.5	4 1/4	1 3/4	3/8
TT-14	1.0	4 1/4	2 1/16	19/32
TT-15	2.0	4 1/4	2 7/16	15/16
600 V. D.C. WORKING; 1200 V. D.C. TEST—BLUE LEADS				
TT-01	.1	2 1/8	13/16	1/4
TT-025	.25	2 1/8	1 1/8	9/32
TT-05	.5	2 1/8	1 19/32	3/8
TT-1	1.0	2 1/8	1 27/32	19/32
TT-2	2.0	2 1/8	1 13/16	1 1/32
TT-4	4.0	2 1/8	2 5/16	1 5/8
400 V. D.C. WORKING; 800 V. D.C. TEST—YELLOW LEADS				
TT-22	.25	2 1/8	29/32	5/16
TT-23	.5	2 1/8	1 1/2	5/16
TT-24	1.0	2 1/8	1 11/16	7/16
TT-25	2.0	2 1/8	1 3/4	13/16
TT-26	4.0	2 1/8	2 1/8	1 19/32
200 V. D.C. WORKING; 400 V. D.C. TEST—BLACK LEADS				
TT-34	1.0	2 1/8	1 5/8	3/8
TT-35	2.0	2 1/8	1 5/8	11/16
TT-36	4.0	2 1/8	1 3/4	1 5/32

DRAWN CAN TYPES

P1511 Dual Type Center Lug Common

For Oil-filled Units, see Page K-22.

Catalog Number	Capacity Mfd.	D.C. Working Voltage
TYPE XV—1 13/16" x 1" x 3/4"		
P1503	.5	200
P1509	.1	400
P1511	.1+.1	400
P1513	.1	600
TYPE XVIII—2" x 1 3/4" x 7/8"		
P1821	.5	400
P1801	1.	200
TYPE XIX—2" x 2 1/4" x 1"		
P1901	2.	200
P1921	1.	400
P1925	.5+.5	400
P1930	.5	600

Copyright by U. C. P., Inc.

SOLAR PAPER CAPACITORS

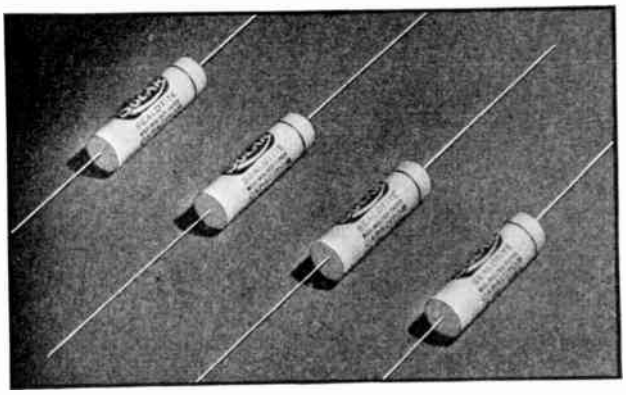

"SEALDTITE" TUBULARS

Moisture-proof Wax-Molded

Exclusively Solar! No other paper tubulars are as modern or reliable. Sealdtite tubulars are actually sealed tight against moisture by a distinctive Solar wax-molding process. This gives a more perfect seal than ever before attained for tubular paper capacitors.

Windings are non-inductive, with full-diameter hot-soldered leads 2¼" in length. Excellent r.f. characteristics.

"Sealdtite" means "Value sealed in—Moisture sealed out!" Reliable in every climate. In cartons of ten.

Catalog Number	Capacity Mfd.	Size, Inches Diam.	Length
1600 V. D.C. WORKING			
VIM-1	.005	7/16	1 5/8
VIM-3	.007	7/16	1 5/8
VIM-5	.01	1/2	1 5/8
VIM-7	.02	9/16	1 5/8
VIM-9	.05	5/8	2 1/8
1000 V. D.C. WORKING			
VIM-11	.01	7/16	1 5/8
VIM-13	.02	7/16	1 5/8
VIM-15	.05	9/16	1 5/8
600 V. D.C. WORKING			
S-0203	.00025	3/8	1 3/16
S-0204	.0005	3/8	1 3/16
S-0211	.001	3/8	1 3/16
S-0212	.002	3/8	1 3/16
S-0213	.003	3/8	1 3/16
S-0214	.004	3/8	1 3/16
S-0215	.005	3/8	1 3/16
S-0216	.006	3/8	1 3/16
S-0221	.01	7/16	1 3/16
S-0224	.02	7/16	1 5/8
S-0226	.03	7/16	1 5/8
S-0227	.04	1/2	1 5/8
S-0230	.05	9/16	1 5/8
S-0240	.1	9/16	2 1/8
S-0244	.2	11/16	2 3/16

(Listing continued at right)

"SEALDTITE" TUBULARS—continued

Catalog Number	Capacity Mfd.	Size, Inches Diam.	Length
600 V. D.C. WORKING—continued			
S-0257	.25	3/4	2 3/16
S-0265	.5	1	2 3/16
S-0268	1.0	1	3
600 V. D.C. WORKING—SPECIAL SHORT UNITS			
S-001	.001	3/8	1
S-002	.002	3/8	1
S-003	.003	3/8	1
S-004	.004	3/8	1
S-005	.005	3/8	1
S-006	.006	3/8	1
400 V. D.C. WORKING			
S-01	.01	3/8	1
S-0219	.01	3/8	1 3/16
S-0223	.02	7/16	1 3/16
S-0228	.05	7/16	1 5/8
S-0238	.1	9/16	1 5/8
S-0243	.2	5/8	2 3/16
S-0256	.25	11/16	2 3/16
S-0263	.5	7/8	2 3/16
S-0267	1.0	1	2 5/8
200 V. D.C. WORKING			
S-0235	.1	1/2	1 5/8
S-0245	.25	9/16	2 1/8
S-0261	.5	3/4	2 3/16
S-0266	1.0	1	2 3/16

"SEALDTITE" ASSORTMENTS

The Sealdtite assortments S-10 and S-25 are attractive, handy stock cartons of the most popular capacities and voltages in proportions as required for average service work.

S-10 ASSORTMENT

Consists of the following 10 Sealdtites attractively boxed:

Four .1 mfd. 600 V.W.
Two .05 mfd. 600 V.W.
Two .02 mfd. 600 V.W.
Two .01 mfd. 600 V.W.

List Price .....

Order by Number S-10

S-25 ASSORTMENT

Consists of the following 25 Sealdtites attractively boxed:

Two .5 mfd. 600 V.W.
Two .25 mfd. 600 V.W.
Nine .1 mfd. 600 V.W.
Five .05 mfd. 600 V.W.
Three .02 mfd. 600 V.W.
Four .01 mfd. 600 V.W.

List Price .....

Order by Number S-25

PRICES LISTED ON PAGES K-30 and K-31

Copyright by U. C. P., Inc.

SOLAR ★ ★ ★ ★ ★ ★ ★ ★ ★ ★ ★ ★ INDUSTRIAL PAPER CAPACITORS



AUTO IGNITION CAPACITORS

hese are standard replacement ignition condensers for automo-ile use under even extreme temperature conditions. For mechan-:al types, see illustration above.

:atalog lumber	
'N-4	For design, see illustration
'N-5	" " " "
'N-6	" " " "
'N-7	" " " "
'C	" " " "
-438	" " " "
C	" " " "

HEARING-AID CAPACITORS

lodern vacuum tube type Hearing-Aid Devices require very pecial small capacitors. Several commonly used types are listed.

APER CAPACITORS—Miniature "Tom-Thumb" construction with are wire leads, one out each end. Nominal voltage rating 00 V. D.C.

:atalog lumber	Capacity Mfd.	Size, Inches (approx.)
TH-001	.001	1/8 x 5/16 x 13/16
TH-002	.002	1/8 x 3/8 x 13/16
TH-005	.005	1/8 x 13/32 x 13/16
TH-01	.01	9/64 x 3/8 x 13/16
TH-02	.02	9/64 x 7/16 x 13/16
TH-05	.05	3/16 x 1/2 x 13/16
TH-1	.1	3/16 x 19/32 x 1 1/16

ICA CAPACITORS—Mica and foil sections, dipped for pro-ection, with bare wire leads. Nominal voltage rating 100 V. D.C.

MA-0002	.0002	5/16 wide x 9/16 long
MA-0005	.0005	5/16 wide x 9/16 long
MA-001	.001	5/16 wide x 9/16 long

HIGH TEMPERATURE CAPACITORS

pecial small capacitors, built to order, are available for continu-us use over temperature ranges up to 250° F. These units are ound with synthetic film insulation, sealed in drawn cans or ubes. Especially designed for use with electric heating appli-nces, and other "hot-spot" installations.

HT-1 .5 mfd. 600 v. d.c., 220 v. a.c. Special Hi-Temp Capacitor in 1" diam. x 2 3/8" Generator type can with grounded bracket

HT-2 1.0 mfd. 600 v. d.c., 220 v. a.c. Special Hi-Temp Capacitor in drawn can 1 3/4" x 2 1/8" x 1" high; ore side grounded to can.

POWER FACTOR CAPACITORS

FOR FLUORESCENT LIGHTING

Oil-impregnated, oil-filled units for standard fluorescent lighting applications. Excellent over-voltage and high-temperature characteristics.

Built to order, including mounting arrangements if specified.

TYPES PFR & PF

Catalog Number	Capacity Mfd.	A.C. Volts	Dimensions, Inches
ROUND CANS			
PFR-3-3	3.	330	2 diam. x 3 1/4
PFR-3.5-3	3.5	330	2 diam. x 3 3/4
CANS WITH OVAL SIDES			
PF-4.75-12	4.75	118-236	1x2 1/16 x4 1/2
PF-5.5-12	5.5	118-236	1x2 1/16 x4 1/2
PF-6.5-1	6.5	118	1x2 1/16 x4 1/2
PF-17-12	17.	118-236	2 1/8x2 13/16 x5
PF-19.5-12	19.5	118-236	2 1/8x2 13/16 x5 1/2
PF-3-3	3.	330	1x2 1/16 x3 1/4
PF-3.5-3	3.5	330	1x2 1/16 x4 1/2

DOMINO

BAKELITE-MOLDED PAPER CAPACITORS



Molded in Bakelite, Domino capacitors meet Underwriters' requirements for units with a non-combustible case for use as a line bypass. Also used in instruments, electric fuel pumps and industrial applications. Dominoes are not designed for use as audio coupling capacitors or on A.C. voltages exceeding 250 volts. Bare leads are 2" long. Ten per carton.

DOMINO TYPE MPW

Catalog Number	Capacity Mfd.	D.C. Working Voltage	Dimensions, Inches
MPW-4103	.002	1000	1 13/32 x3/4 x 5/16
MPW-4109	.005	1000	1 13/32 x3/4 x3/8
MPW-4115	.01	1000	1 13/32 x3/4 x3/8
MPW-4129	.005	600	1 13/32 x5/8 x1/4
MPW-4135	.01	600	1 13/32 x3/4 x 5/16
MPW-4139	.05	600	2x1x 9/16
MPW-4140	.1	600	2x1x 9/16
MPW-4145	.05	400	1 13/32 x3/4 x3/8
MPW-4147	.1	400	1 13/32 x3/4 x3/8
MPW-4148	.25	400	2x1x 9/16
MPW-4157	.1	200	1 13/32 x3/4 x3/8
MPW-4163	.25	200	2x1x 9/16
MPW-4165	.5	200	2x1x 9/16
MPC-1	Clamp for rigid mounting of largest Domino size 2x1x 9/16		

opyright by U. C. P., Inc.

PRICES LISTED ON PAGES K-30 and K-31

SOLAR ★ ★ ★ ★ ★ ★ ★ ★ ★ ★ ★ ★ ★

PAPER CAPACITORS
TRANSMITTING CAPACITORS





AUTO RADIO TYPES

• Built to satisfactorily withstand the difficult heat and vibration conditions encountered in auto usage.

AUTO GENERATOR CAPACITORS

Catalog Number	Capacity Mfd.	Size, Inches Diam.	Length
P-2702	.25	11/16	2
P-2705	.5	11/16	2
P-2708	1.	1	2 1/4

AUTO AMMETER CAPACITORS

P-2722	.5	3/4	2 1/4
P-2724	1.	15/16	2 3/16

DOME LIGHT FILTER

RF-0143	Cap. + Choke	1	2 5/8

SPECIAL FORD CAPACITORS

RF-0132	V-8 to 1936	11/16	2
RF-0133	1937, 1938, 1939	11/16	2

OVAL TUBULAR CAPACITOR

S-0286A	.5—120 V.	7/16 x 3/4 x 2 3/16

SPECIAL AUTO VIBRATOR UNIT

S-0286M	Dual .0008	1/4 x 11/16 x 1 1/16

TYPE SDT HI-TEMP TUBULARS

Paper Tubulars Protected with High Temperature Wax for Use in Auto Radio Set "Hot Spots"

Catalog Number	Capacity Mfd.	D.C. Volts Working	Size, Inches Diam.	Length
SDT-0026	.002	600	3/8	1 1/4
SDT-0056	.005	600	7/16	1 1/4
SDT-016	.01	600	1/2	1 1/4
SDT-026	.02	600	7/16	1 5/8
SDT-056	.05	600	9/16	1 5/8
SDT-16	.1	600	5/8	2 1/4
SDT-014	.01	400	7/16	1 1/4
SDT-024	.02	400	7/16	1 5/8

VIBRATOR CAPACITORS

For high voltage paper tubulars, see VIM series on page K20.
For special oil tubulars sealed in metal, see Type XTC at right.

TYPES XTC-XDC-XC

These hermetically-sealed units are popular for broadcast use, amateur transmitters, television and quality amplifiers. Transoil impregnation.

TYPE XTC—TUBULARS

Oil Impregnated—Metal Cases

Catalog Number	Capacity Mfd.	Operating Volts D.C.	Size, Inches Diam.	Length
XTC-16-.0005	.0005	1600	19/32	1 1/4
XTC-16-.001	.001	1600	19/32	1 1/4
XTC-16-.002	.002	1600	19/32	1 1/4
XTC-16-.003	.003	1600	19/32	1 1/4
XTC-16-.004	.004	1600	19/32	1 1/2
XTC-16-.005	.005	1600	19/32	1 1/2
XTC-16-.007	.007	1600	19/32	1 1/2
XTC-16-.01	.01	1600	19/32	1 5/8
XTC-16-.02	.02	1600	11/16	2
XTC-16-.05	.05	1600	13/16	2
XTC-16-.1	.1	1600	1 1/16	2
XTC-10-.01	.01	1000	19/32	1 1/2
XTC-10-.02	.02	1000	19/32	1 5/8
XTC-10-.05	.05	1000	11/16	2 1/8
XTC-10-.1	.1	1000	11/16	2 1/8

For still higher voltage metal-sealed tubulars, see Type XF on page K-24.

TYPE XDC—DRAWN SHELL CANS

Oil-Impregnated—Oil-Filled

Catalog Number	Cap. Mfd.	Operating Volts D.C.	Can Size, Inches	Mtg. Ctrs. Inches
XDC-6-.1	.1	600	1 13/16 x 1 x 3/4	2 1/8
XDC-6-.25	.25	600	1 13/16 x 1 x 3/4	2 1/8
XDC-6-.5	.5	600	1 13/16 x 1 x 3/4	2 1/8
XDC-10-.1	.1	1000	1 13/16 x 1 x 3/4	2 1/8
XDC-10-.25	.25	1000	1 13/16 x 1 x 3/4	2 1/8

TYPE XC—ROUND INVERTED ALUMINUM CANS

3/4" Screwbase

Catalog Number	Capacity Mfd.	Operating Volts D.C.	Can Size, Inches Diam.	Height
XC-61	1	600	1 1/2	3
XC-62	2	600	1 1/2	3
XC-64	4	600	1 1/2	4 3/8
XC-11	1	1000	1 1/2	3
XC-12	2	1000	1 1/2	4 3/8
XC-155	.5	1500	1 1/2	3
XC-151	1	1500	1 1/2	4 3/8

PRICES LISTED ON PAGES K-30 and K-31

Copyright by U. C. P., Inc



"TRANSOIL" TYPE XLC

Type XLC Transoil Filter Capacitors are oil-impregnated and oil-filled, sealed under vacuum to prevent ionization due to trapped air bubbles. Sections are rigid within sturdy metal containers. Every metal part is rust-proofed. The stand-off insulators are of the wet-process type. Unusual safety margins permit operation without injury even at 10% over-voltage. Separable clamps are arranged for mounting upright or inverted. Every Transoil capacitor is individually tested and guaranteed.

TYPE XLC—Rectangular Cans

Catalog Number	Capacity Mfd.	Can Size, Inches
600 D.C. OPER. VOLTS—440 R.M.S. RECT. A.C.		
XLC-6-1	1	1 3/4x1x2 1/8
XLC-6-2	2	1 3/4x1x2 7/8
XLC-6-4	4	2 1/2x1 3/16 x3 5/8
1000 D.C. OPER. VOLTS—660 R.M.S. RECT. A.C.		
XLC-10-.5	.5	1 3/4x1x2 1/8
XLC-10-1	1	1 3/4x1x2 1/8
XLC-10-2	2	1 3/4x1x4
XLC-10-4	4	2 1/2x1 3/16 x4 3/4
XLC-10-5	5	3 3/4x1 1/4x3 3/4
XLC-10-6	6	3 3/4x1 1/4x4 3/4
XLC-10-8	8	3 3/4x1 1/4x4 3/4

(Listing continued at right)

"TRANSOIL" TYPE XLC—continued

Catalog Number	Capacity Mfd.	Can Size, Inches
1500 D.C. OPER. VOLTS—1000 R.M.S. RECT. A.C.		
XLC-15-1	1	1 3/4x1x4
XLC-15-2	2	2 1/2x1 3/16 x4 3/4
XLC-15-4	4	3 3/4x1 1/4x4 3/4
2000 D.C. OPER. VOLTS—1500 R.M.S. RECT. A.C.		
XLC-20-.1	.1	1 3/4x1x2 1/8
XLC-20-.25	.25	1 3/4x1x2 1/8
XLC-20-.5	.5	1 3/4x1x2 7/8
XLC-20-1	1	2 1/2x1 3/16 x3 5/8
XLC-20-2	2	3 3/4x1 1/4x4 3/4
XLC-20-4	4	3 3/4x2 1/4x4 3/4
XLC-20-5	5	3 3/4x2 1/4x4 3/4
XLC-20-6	6	3 3/4x3 3/16 x4 3/4
2500 D.C. OPER. VOLTS—1800 R.M.S. RECT. A.C.		
XLC-25-1	1	3 3/4x1 1/4x4 3/4
XLC-25-2	2	3 3/4x1 3/4x4 3/4
XLC-25-4	4	3 3/4x3 3/16 x4 3/4
3000 D.C. OPER. VOLTS—2200 R.M.S. RECT. A.C.		
XLC-30-.1	.1	1 3/4x1x2 7/8
XLC-30-.25	.25	2 1/2x1 3/16 x3 5/8
XLC-30-.5	.5	2 1/2x1 3/16 x3 5/8
XLC-30-1	1	3 3/4x2 1/4x4 3/4
XLC-30-2	2	3 3/4x3 3/16 x4 3/4
XLC-30-4	4	3 3/4x4 9/16 x5
4000 D.C. OPER. VOLTS—2800 R.M.S. RECT. A.C.		
XLC-40-.1	.1	2 1/2x1 3/16 x3 5/8
XLC-40-.25	.25	2 1/2x1 3/16 x3 5/8
XLC-40-.5	.5	3 3/4x2 1/4x4 3/4
XLC-40-1	1	3 3/4x2 1/4x4 3/4
XLC-40-2	2	3 3/4x4 9/16 x5 1/4
XLC-40-4	4	3 3/4x4 9/16 x8 1/4
5000 D.C. OPER. VOLTS—3500 R.M.S. RECT. A.C.		
XLC-50-.1	.1	2 1/2x1 3/16 x4 3/4
XLC-50-.25	.25	3 3/4x1 1/2x4 3/4
XLC-50-.5	.5	3 3/4x2 1/4x4 3/4
XLC-50-1	1	3 3/4x4 9/16 x4 3/4
XLC-50-2	2	3 3/4x4 9/16 x6 1/4
6000 D.C. OPER. VOLTS—4400 R.M.S. RECT. A.C.		
XLC-60-.1	.1	3 3/4x1 1/2x4 3/4
XLC-60-.25	.25	3 3/4x3 3/16 x4 3/4

Copyright by U. C. P., Inc.

PRICES LISTED ON PAGES K-30 and K-31

SOLAR ★ ★ ★ ★ ★ ★ ★ ★ ★ ★ ★ ★ TRANSMITTING CAPACITORS TELEVISION CAPACITORS



"SOLAREX" TYPE X

OIL-IMPREGNATED—OIL-FILLED

Solarex Filter Capacitors are the ideal type for advanced amateurs and general transmitting use where utmost value is a consideration. They are built of paper sections which are oil-impregnated under high vacuum; the carefully insulated assembly is rigidly held in round metal cans, oil-filled and hermetically sealed. Terminals are high quality porcelain stand-off insulators. Mounting is accomplished by detachable rings and the units may be used either upright or inverted. Each capacitor is individually tested and fully guaranteed.

600 D.C. or 440 R.M.S. Rect. A.C. W.V.—1200 Volts D.C. Test

Catalog Number	Capacity Mfd.	Dimensions, Inches Diameter	Can Height
X-062	2	2	2 3/8
X-064	4	2	3 5/8

1000 D.C. or 660 R.M.S. Rect. A.C. W. V.—2000 Volts D.C. Test

X-11	1	2	1 7/8
X-12	2	2	2 5/8
X-14	4	2	4 1/8

1500 D.C. or 1000 R.M.S. Rect. A.C. W.V.—3000 Volts D.C. Test

X-011	1	2	2 5/8
X-012	2	2	3 5/8
X-014	4	2 1/2	4 3/8

2000 D.C. or 1500 R.M.S. Rect. A.C. W.V.—4000 Volts D.C. Test

X-21	1	2	3 3/8
X-22	2	2 1/2	3 5/8
X-24	4	3	4 1/4

3000 D.C. or 2200 R.M.S. Rect. A.C. W.V.—6000 Volts D.C. Test

X-31	1	2 1/2	4 5/8
X-32	2	3	4 1/4

Other types available on special quantity order.

HIGH VOLTAGE TYPES

FOR TELEVISION SERVICE

Built to special television specifications with adequate safety margins for the rigid requirements of television circuits. Oil-impregnated, oil-filled, in hermetically sealed cans with wet-process stand-off insulators and detachable mounting rings.

TYPE XAT—1

Single Section; Grounded Can; Single Insulator

Catalog Number	Capacity Mfd.	D.C. Volts Operating	Size, Inches Diam.	Length
*XAT-1-01	.1	3000	1 1/2	3
*XAT-1-025	.25	3000	2	2 3/4
XAT-1-71	.01	7500	1 1/2	3 1/2
XAT-1-12	.02	7500	1 1/2	4 1/2
XAT-1-75	.05	7500	2	4 1/2

TYPE XAT—2

Single Section. Insulated from Can; Two Insulators

XAT-2-001	1.	2000	2 1/2	4 1/8
XAT-2-200	2.	2000	3	4 1/2
*XAT-2-025	.25	3000	2 1/2	2 1/2
XAT-2-05	.5	3000	2 1/2	3 1/8
XAT-2-100	1.	3000	3	4 1/2
*XAT-2-13	.03	7500	2 1/2	3 7/8
XAT-2-75	.05	7500	2 1/2	4 1/8
XAT-2-71	.1	7500	3	4 1/2

HIGH VOLTAGE TUBULARS

OIL-IMPREGNATED—OIL-FILLED—SEALED IN METAL OUTSIDE INSULATING TUBE

TYPE XF

XF-2-25	.005	2000	15/16	1 7/8
XF-2-11	.01	2000	15/16	1 7/8
*XF-2-01	.1	2000	1 1/16	4
XF-3-25	.005	3000	1 1/16	2 1/8
XF-3-11	.01	3000	1 1/16	2 1/8
XF-3-12	.02	3000	1 1/16	2 5/8
XF-3-13	.03	3000	1 1/16	2 7/8
*XF-3-15	.05	3000	1 1/16	4 1/8
XF-3-01	.1	3000	1 1/16	3 7/8

*Stock items. Other capacitors built to special order only.

PRICES LISTED ON PAGES K-30 and K-31

Copyright by U. C. P., Inc.

SOLAR TRANSMITTING MICA CAPACITORS



"TRANSMICA" TYPES

- High Q Characteristics
- Vacuum treated

Type XA is customarily employed in amateur equipment for intermittent use only; not designed for continuous duty.

For broadcast station use, and similar heavy-duty purposes, Types XR, XS and XH are highly recommended for complete dependability under the most difficult continuous operation.

TYPE XA—Porcelain Cases
Case Size 3 1/8" x 2 5/8" x 2 5/16" — Mtg. Centers 3 1/4"

Catalog Number	Capacity Mfd.	Maximum D.C. Voltage	Maximum Amperes Operating 15000 Kc.	7500 Kc.	3750 Kc.	1875 Kc.
XA-12-45	.00005	12500	3.5	2.5	1.7	1.
XA-12-21	.001	12500	10.	10.	11.	12.
XA-7-22	.002	7000	9.	9.	10.	10.
XA-7-25	.005	7000	10.	12.	14.	16.
XA-7-11	.01	7000	10.	12.	14.	16.
XA-2-01	.1	2000	12.	14.	16.	18.

TYPE XR—Low-loss Bakelite Cases*
Case Size—2" x 1 1/2" x 13/16" — Mtg. Centers 2 3/8"

Catalog Number	Capacity Mfd.	Maximum D.C. Voltage	Maximum Amperes Operating 3000 Kc.	1000 Kc.	300 Kc.	100 Kc.
XR-3-31	.0001	3000	2.2	.8	.30	.10
XR-3-35	.0005	3000	4.	2.	1.	.55
XR-3-21	.001	3000	5.	3.	1.6	.80
XR-2-25	.005	2000	8.5	6.5	4.	2.
XR-1-11	.01	1000	10.	8.	5.	2.5
XR-25-01	.1	250	11.	12.	10.	6.

TYPE XS—Standard Bakelite Cases*
Case Size—2 9/32" x 1 3/4" x 1 1/4" — Mtg. Centers 2 5/8"

XS-5-45	.00005	5000	1.5	.8	.2	.07
XS-5-21	.001	5000	7.	4.	2.	1.
XS-6-22	.002	6000	9.	5.	3.	1.8
XS-2-11	.01	2000	10.	8.	5.	2.
XS-2-13	.03	2000	14.	20.	15.	7.
XS-5-01	.1	500	17.	20.	15.	8.

For low-loss Bakelite case for Type XS, add $1.00 to list.

TYPE XH—Standard Bakelite Cases*
Case Size—3" x 2 7/8" x 2 3/8" — Mtg. Centers 3 9/16"

XH-8-31	.0001	8000	3.25	1.75	1.	.3
XH-8-35	.0005	8000	8.5	6.	3.	1.
XH-8-21	.001	8000	10.	8.5	4.5	1.5
XH-8-22	.002	8000	11.	11.	7.5	2.5
XH-8-11	.01	8000	16.	20.	15.	8.
XH-2-01	.1	2000	18.	25.	22.	12.

For low-loss Bakelite case for Type XH, add to list.
*Standard capacity tolerance for Types XR, XS and XH is ± 5%.



HIGH VOLTAGE MICAS

TYPE XM—BAKELITE-MOLDED

- High Q Characteristics
- Vacuum heat-treated
- Exceptional stability
- Cap'y tolerance ± 10%.

Closer tolerances available on special order. Available in either standard or low-loss Bakelite.*

Size A—1 3/4" x 1 5/16" x 9/16" thick — 1 1/4" mtg. centers.
Size B—1 3/4" x 1 5/16" x 7/8" thick — 1 1/4" mtg. centers

600 V. D.C. OPERATING—1000 V. D.C. TEST

Catalog Number	Capacity Mfd.	Size
XM-6-45	.00005	A
XM-6-31	.0001	A
XM-6-35	.0005	A
XM-6-21	.001	A
XM-6-22	.002	A
XM-6-25	.005	A
XM-6-11	.01	A
XM-6-12	.02	A
XM-6-125	.025	B
XM-6-15	.05	B

1200 V. D.C. OPERATING—2500 V. D.C. TEST

XM-12-45	.00005	A
XM-12-31	.0001	A
XM-12-32	.0002	A
XM-12-35	.0005	A
XM-12-21	.001	A
XM-12-22	.002	A
XM-12-25	.005	A
XM-12-11	.01	A
XM-12-115	.015	B
XM-12-12	.02	B
XM-12-13	.03	B

2500 V. D.C. OPERATING—5000 V. D.C. TEST

XM-25-45	.00005	A
XM-25-31	.0001	A
XM-25-32	.0002	A
XM-25-35	.0005	A
XM-25-21	.001	A
XM-25-22	.002	A
XM-25-25	.005	A
XM-25-11	.01	B
XM-25-115	.015	B

*For low-loss Bakelite case, add $.25 to list.

Copyright by U. C. P., Inc.

PRICES LISTED ON PAGES K-30 and K-31

SOLAR ★ ★ ★ ★ ★ ★ ★ ★ ★ ★ ★ ★ MICA CAPACITORS TRANSMITTING & BROADCAST





HIGH VOLTAGE MICAS

TYPE XQ

Type XQ molded mica capacitors are vacuum-treated for special stability and have high Q characteristics.

Size A—1¼" x 1⅛" x $\frac{1}{32}$" thick.
Size B—1¼" x 1⅛" x $\frac{7}{16}$" thick.
Insulated mounting centers, A or B—1 $\frac{5}{16}$".
Terminal mounting centers, A or B—1¾".
Available in either standard or low-loss Bakelite cases.*
Standard capacity tolerance is ± 10%. Closer tolerances available on special order.

Catalog Number	Capacity Mfd.	Size
600 V. D.C. OPERATING—1200 V. D.C. TEST		
XQ-.6-45	.00005	A
XQ-.6-31	.0001	A
XQ-.6-35	.0005	A
XQ-.6-21	.001	A
XQ-.6-22	.002	A
XQ-.6-25	.005	A
XQ-.6-11	.01	A
XQ-.6-12	.02	B
XQ-.6-125	.025	B
XQ-.6-13	.03	B
1200 V. D.C. OPERATING—2500 V. D.C. TEST		
XQ-1.2-45	.00005	A
XQ-1.2-31	.0001	A
XQ-1.2-32	.0002	A
XQ-1.2-325	.00025	A
XQ-1.2-35	.0005	A
XQ-1.2-21	.001	A
XQ-1.2-22	.002	A
XQ-1.2-23	.003	A
XQ-1.2-24	.004	B
XQ-1.2-25	.005	B
XQ-1.2-11	.01	B
2500 V. D.C. OPERATING—5000 V. D.C. TEST		
XQ-2.5-45	.00005	A
XQ-2.5-31	.0001	A
XQ-2.5-32	.0002	A
XQ-2.5-35	.0005	A
XQ-2.5-21	.001	A
XQ-2.5-22	.002	B
XQ-2.5-23	.003	B
XQ-2.5-25	.005	B

*For low-loss Bakelite case, add $.25 to list.

STANDARD MICAS

Standard molded mica units, 1000 volts D.C. test, 1¼-inch leads.

TYPES MW—MT—MO

Capacity Mfd.	MW ¾" sq. Catalog Number	MT ⅝" sq. Catalog Number	MO $\frac{7}{16}$" x 1 $\frac{1}{16}$" Catalog Number
.000025		MT-1306	MO-1406
.00003		MT-1307	MO-1407
.00004		MT-1308	MO-1408
.00005	MW-1210	MT-1310	MO-1410
.0001	MW-1216	MT-1316	MO-1416
.0002	MW-1218	MT-1318	MO-1418
.00025	MW-1219	MT-1319	MO-1419
.0003	MW-1220	MT-1320	MO-1420
.0004	MW-1221	MT-1321	
.0005	MW-1222	MT-1322	
.001	MW-1227	MT-1327	
.002	MW-1233		
.003	MW-1235		
.004	MW-1237		
.005	MW-1239		

SILVER-MICA

TYPES MWS—MOS



Silver-mica molded in low-loss Bakelite. Marked with silver dot. List prices are for standard ± 10% tolerance. For ± 5% tolerance, add 10% to prices. For ± 3%, add 30%. For ± 2%, add 50%. 1000 V. D.C. Test.

TYPE MWS—¾" SQ.

Catalog Number	Capacity Mfd.
MWS-100	.0001
MWS-250	.00025
MWS-500	.0005
MWS-700	.0007
MWS-1000	.001
MWS-1500	.0015
MWS-2000	.002
MWS-2500	.0025
MWS-3000	.003
MWS-4000	.004
MWS-5000	.005

TYPE MOS—$\frac{7}{16}$" x 1 $\frac{1}{16}$"

Catalog Number	Capacity Mfd.
MOS-5	.000005
MOS-10	.00001
MOS-20	.00002
MOS-30	.00003
MOS-40	.00004
MOS-50	.00005
MOS-70	.00007
MOS-100	.0001
MOS-150	.00015
MOS-200	.0002
MOS-250	.00025

PRICES LISTED ON PAGES K-30 and K-31

Copyright by U. C. P., Inc.

SOLAR CAPACITOR ANALYZERS



MODEL CE EXAM-ETER

Gives the whole condenser story at a glance! The only capacitor analyzer on the market having all these features—including Quick-Check dynamic testing.

- QUICK-CHECK DYNAMIC TEST: For Shorts, Opens, High R.F. Impedance, Intermittents. Tests can be made without the bother of removing capacitors from the receiver. Most defectives will be quickly located this way. The few exceptions can be readily checked upon removal from chassis.
- CAPACITY BRIDGE: Measures from 10 mmf. to 2000 mfd.
- RESISTANCE BRIDGE: Measures resistance from 50 ohms to 7.5 megohms.
- MEGOHM METER: Measures insulation resistance directly from 2 to 10,000 megohms.
- MILLIAMMETER: Measures leakage to 50 milliamperes at 0-550 V. D.C.
- POWER FACTOR: Measures to 50% P.F.
- D.C. VACUUM TUBE VOLTMETER: Measures D.C. Voltage 0-600 volts.
- A.C. VACUUM TUBE VOLTMETER: Measures A.C. Voltage 0-30 V. A.C.
- CONTINUOUSLY VARIABLE D.C. VOLTAGE SUPPLY: Provides 0 to 550 V. D.C.
- CONTINUITY CHECKER.
- TESTS A.C. MOTOR STARTING CAPACITORS.
- TESTS FENCE CONTROL CAPACITORS TO 2000 MFD.

Size, 8½" x 11½" x 5½" high. Weight 12 lbs.

CAPACITOR EXAM-ETERS

Catalog Number	
CE-1-60	CE Capacitor Exam-eter for 110 v., 60 cycles
CE-2-U	CE Capacitor Exam-eter for 110-220 v., 25-60 cycles

SPARE PARTS AND ACCESSORIES

Catalog Number	Description
CE-6L6	Tube type 6L6
QC-J5G	Tube type 6J5GT
QC-465	Test leads adjusted for oscillator circuit
CE-300	Carrying case for either CE-1-60 or CE-2-U



"QUICK-CHECK" MODEL QCA

Provides all usual tests—plus dynamic checking. A compact capacitor analyzer of unusual value.

- QUICK-CHECK DYNAMIC TEST: For Shorts, Opens, High R.F. Impedance, Intermittents. Tests can be made without the bother of removing capacitors from the receiver. Most defectives will be quickly located this way. The few exceptions can be readily checked upon removal from chassis.
- CAPACITY BRIDGE: Measures from .0002 to 70. mfd.
- POWER FACTOR: Indicates high and unsatisfactory P.F.
- INSULATION RESISTANCE: Tests made at 500 volts D.C. check insulation resistance of paper, mica and trimmers.
- CONTINUITY METER: Tests continuity of circuits, detecting opens in coils, transformers, etc. 5½"x6½"x4¾" high. 6½ lbs.

Catalog Number	
QCA-1-60	Quick-Check Analyzer for 110 v., 60 cycles
QCA-2-U	Quick-Check Analyzer for 110-220 v. 50-60 cycles

MODEL-QC

A valuable accessory where an older type capacitor analyzer is already in use. Incorporates the Quick-Check dynamic testing feature for detecting opens, shorts, intermittents, r.f. impedance and power factor—with capacitor in or out of circuit. Capacitance bridge and leakage test not included. Size, 5" x 6" x 4½" high. Weight, 5½ lbs.

QC-1-60	QC Quick-Check for 110 v., 60 cycles
QC-2-U	QC Quick-Check for 110-220 v., 50-60 cycles

SPARE PARTS AND ACCESSORIES

QC-301	Zipper Carrying Case for Model QCA
QC-300	Zipper Carrying Case for Model QC
QC-450	Test bench mounting rim, for Models QCA and QC
QC-465	Test leads for Models QCA, QC
QC-6G5	Tube type 6G5/6U5
QC-J5G	Tube type 6J5GT
QC-Z6G	Tube type 25Z6GT

Copyright by U. C. P., Inc.

PRICES LISTED ON PAGES K-30 and K-31

SOLAR CAPACITOR ANALYZERS



SPECIAL MODEL CC

Plus value! All features of Model CB—plus—

- High Capacity Scale
- High Test Voltage
- Simplified Scales
- Sloping Panel

1. CAPACITY—measures capacity of electrolytic, paper, mica and air condensers including Motor Starting Condensers. Range .00001 to 800 mfd.
2. POWER FACTOR—measures power factor of any standard electrolytic condenser, directly on a scale, in percentage. These measurements include those of A.C. Electrolytics.
3. RESISTANCE—measures resistance directly in ohms. A long scale covering two ranges 50 to 2,000,000 ohms.
4. INSULATION—measures insulation resistance of condensers and insulation. Tests are made at voltages up to 600 volts D.C. provided by built-in power supply.
5. DETECTS DEFECTIVE CONDENSERS—directly indicates leaky, shorted, wrong capacity units, and "intermittents." Test voltages to 600 D.C. are available.
6. IS A USEFUL CONTINUITY METER—for any circuits.
7. COLOR-CODED SCALES—three unusually legible scales are provided, the outer (red) for capacity measurements to 70 mfd.; the center (black) for A.C. electrolytic capacities to 800 mfd.; the inner (blue) for resistance.
8. SIMPLIFIED READING—the use of the open scales is quick and fool-proof, in connection with the multipliers marked on switch settings.
9. CATHODE-RAY TUBE BALANCING—the magic 6E5 tube gives sensitive visual balance "quick as a wink."
10. SELF-CONTAINED — COMPACT — PORTABLE — beautiful sloping panel. Size 9¾" x 8¼" x 6⅝". Weight 8 pounds.

Catalog Number	
CC-1-60	CC Capacitor Analyzer for 110 v., 60 cycles
CC-2-U	CC Capacitor Analyzer for 110-220 v., 25-60 cycles

SPARE PARTS

Catalog Number	Description
CB-6E5	Tube type 6E5
CC-80	Tube type 80
CB-N	Leakage neon tube



STANDARD MODEL CB

First in the field—still the standard! Capacity, power factor, leakage, resistance readings directly on the panel. For simplified measurements, dials are color-coded to match settings. Portable case with detachable lid.

FEATURES

1. MEASURES CAPACITY of electrolytic, paper, mica and air condensers. Range .00001 to 70. mfd.
2. MEASURES POWER FACTOR of any standard electrolytic condenser, directly on a scale, in percentage.
3. MEASURES RESISTANCE—directly in ohms, of resistors of all types. Range 50 to 2,000,000 ohms.
4. MEASURES INSULATION RESISTANCE of condensers and insulation. Tests are made at voltages up to 450 volts D.C., provided by built-in power supply.
5. DETECTS DEFECTIVE CONDENSERS—directly indicates leaky, shorted, wrong capacity units, and "intermittents."
6. IS A USEFUL CONTINUITY METER—for any circuits.
7. COLOR-CODED SCALES mean fool-proof operation. 45 linear inches of scales mean accuracy.
8. DIRECT READING of all measurements eliminates extra charts and annoyances.
9. CATHODE-RAY TUBE BALANCING—the magic 6E5 tube gives sensitive visual balance "quick as a wink."
10. SELF-CONTAINED—COMPACT—PORTABLE. Size 9½" x 7⅛" x 6¼". Weight 7 pounds.

Catalog Number	
CB-1-60	CB Capacitor Analyzer for 110 v., 60 cycles
CB-2-U	CB Capacitor Analyzer for 110-220 v., 25-60 cycles

SPARE PARTS

Catalog Number	Description
CB-6E5	Tube type 6E5
CB-V	Tube type 1-V
CB-N	Leakage neon tube

PRICES LISTED ON PAGES K-30 and K-31

Copyright by U. C. P., Inc.

SOLAR ★ ★ ★ ★ ★ ★ ★ ★ ★ ★ ★ ★ RADIO-NOISE SUPPRESSORS TRIMMER CONDENSERS

ELIM-O-STATS

olar maintains a complete interference laboratory 'here engineers solve radio-noise problems of all types. he Elim-o-stats listed below should take care of all rdinary cases of interference either at the appliance r at the radio receiver as noted. For exceptional cases 'rite full details for engineering advice.

Additional types available, for special purposes, on quantity order.



TYPE RA—Universal Elim-o-stat
To eliminate interference of low intensity. It slips over the prongs of the line cord plug. .....

TYPE RB—Universal Elim-o-stat
Plugs directly into the electrical outlet and the radio line cord plugs into the Elim-o-stat. Moderate price type for general use. .....

TYPE AD—Appliance Elim-o-stat
Similar to Type RB, but with ground connection binding post. Use with household appliances. .....

TYPE RN—Receiver Elim-o-stat
High efficiency capacitive-inductive type. Sectional band suppression construction with coils designed for both broadcast and short-wave bands.

JUMBO—Universal Elim-o-stat
Capacitive-inductive type for use either at the radio receiver or at the offending appliance. A popular merchandising leader. .....

TYPE AE—Shaver Elim-o-stat
Approved by the largest manufacturers of electric razors because of its superior effectiveness in suppressing radio noise. Capacitive-inductive type.

TYPE AR—Shaver Elim-o-stat
Carefully designed capacitive type which is very convenient to use.

TYPE AH—Appliance Elim-o-stat
Large capacitive-inductive type filter of the sectional band suppression type. Rated at 5 amperes 110 v. A.C., making it useful for larger appliances or with several at once. .....

TYPE AL—Appliance Elim-o-stat
Especially designed for application to oil-burners and similar permanent installations. Sectional band suppression capacitive-inductive construction, in metal cut-out box with facilities for connecting BX. Rated at 5 amperes, 110 volts A.C.-D.C.

TYPE AFL—Fluorescent Elim-o-stat
Capacitive-inductive type for fluorescent lighting application. Designed for channel mounting. Rated at 3 amperes, 110 v. A.C.-D.C. Dimensions, 6½" x 2¼" x 1¼".

TYPE T TRIMMERS

Solar engineering research and production care are reflected in the high quality and complete dependability of these trimmer capacitors. They are easily adjustable and feature excellent freedom from drift. Both Bakelite and ceramic base types are available.

Where quality is the prime consideration, use Solar trimmers for most satisfactory results.

TYPE TB—Ceramic Base; Body Size ⅝" x ¾"

Catalog Number	Capacity Range Mmf.
TB-30	3-30
TB-90	4-90
TB-180	35-180

TYPE TC-D—Dual Ceramic Size ⅝" x ¾"

TC-D-30	3-30
TC-D-70	5-70
TC-D-140	50-140

TYPE TP—Ceramic Base; Body Size ⅝" x 57/64"

TP-130	7-130
TP-260	15-260
TP-490	85-490
TP-750	160-750
TP-1140	330-1140
TP-1400	440-1400

TYPE TYM—Flanged Bakelite Base; Size 23/32" x 25/32"

TYM-10	1.1-10
TYM-20	2-20
TYM-30	3-30

TYPE TR—Large Ceramic Base Size 1 1/16" x 1 3/16"

TR-70	4-70
TR-140	60-140
TR-220	90-220
TR-400	170-400
TR-600	300-600
TR-800	400-800
TR-1200	600-1200
TR-1600	1000-1600

TYPE TSS—Ceramic Base; M't'g Stud 13/16" x 1 1/16"

TSS-70	40-70
TSS-140	60-140
TSS-220	90-220
TSS-600	300-600

TYPE TD—Dual Ceramic Base 1 21/64" x 1 21/64"

TD-70	15-70
TD-220	35-220
TD-600	95-600

Most commonly used values are listed. Other ranges on special quantity orders.

Copyright by U. C. P., Inc.

PRICES LISTED ON PAGES K-30 and K-31

SOLAR PRICE LIST

EFFECTIVE SEPTEMBER 26, 1941

Page K-15

"Red-Caps"

Catalog Number	List Price
R-020	$ .60
R-210	.60
R-215	.70
R-220	.75
R-230	.80
R-240	.85
R-310	.75
R-320	1.05
R-505	.75
R-510	.80
R-515	1.05
R-520	1.20
R-610	1.20
R-2205	1.00
R-1010	1.05
R-2020	1.30
R-3030	1.50
R-115	1.45

"Minicaps"

Catalog Number	List Price
M-010	$ .50
M-025	.60
M-5010	.55
M-5025	.70
M-50100	1.20
M-204	.50
M-208	.55
M-212	.60
M-216	.70
M-220	.75
M-224	.75
M-230	.80
M-240	.85
M-258	.60
M-2516	.90
M-308	.70
M-316	1.00
M-404	.70
M-408	.75
M-412	.90
M-416	1.10
M-420	1.20
M-508	1.10
M-011	.85
M-288	1.00
M-816	1.05
M-1616	1.15
M-2020	1.30
M-488	1.30

Service Cartons

Catalog Number	List Price
M-3	$3.75
M-4	2.75
M-5	3.50

Page K-16

Type DT

Catalog Number	List Price
DT-856	$ .70
DT-857	.70
DT-858	.70
DT-859A	.75
DT-859B	.90
DT-859C	1.10
DT-859D	1.20
DT-860A	.70
DT-860B	1.00
DT-866	.50
DT-868	.55
DT-868B	.60
DT-868A	.70
DT-868C	.75
DT-869D	.80
DT-869E	.85
DT-869F	1.10
DT-873	.50
DT-874	.55
DT-875	.70
DT-876	.85
DT-877	1.20
DT-878	.50
DT-879	.50
DT-882	.60
DT-885	.85

Type DH

Catalog Number	List Price
DH-201	$ .75
DH-82	.60
DH-162	.90
DH-83	.70
DH-163	1.00
DH-84	.75
DH-164	1.10
DH-85	1.10
DH-2020	1.00
DH-20201	1.30
DH-30301	1.75
DH-50501	2.00
DH-882	1.05
DH-883	1.15
DH-884	1.30
DHS-20201	1.65
DHS-882	1.35
DHS-883	1.50
DHS-16163	2.20
DHS-884	1.65
DHS-8164	2.00
DHS-16164	2.40
DHTN-222	1.75
DHTN-422	1.80
DHTN-3211	1.80
DHTN-112	2.00
DHTN-212	2.25
DHTS-882	1.80
DHTS-16162	2.55
DHTS-88422	2.00
DHTS-816422	2.40
DHTS-8883	2.00
DHTS-8884	2.25

Page K-17

"Little Giants"

Catalog Number	List Price
LG5-2	$ .80
LG5-4	.90
LG5-8	1.15
LG5-10	1.40
LG5-12	1.60
LG5-16	1.75
LG5-44	1.45
LG5-48	1.65
LG5-88	1.80
LG5-816	2.00
LG5-888A	2.65
LG2-8	1.00
LG2-16	1.30
LG2-20	1.45
LG2-30	1.70
LG2-88	1.50
LG2-816	1.75
LG2-1616	2.00

Types DAA & DJ

Catalog Number	List Price
DAA-0602	$ .80
DAA-0604	.90
DAA-0608	1.15
DAA-0616	1.75
DJ-0362	1.80

Type DY

Catalog Number	List Price
DY-10	$ .90
DY-20	1.35
DY-30	1.65
DY-40	1.95
DY-41	1.20
DY-61	1.20
DY-63	1.35
DY-65	1.65
DY-66	1.35
DY-70	1.20
DY-71	1.80
DY-94	1.45
DY-92	2.00
DY-90	1.45
DY-97	1.60
DY-98	1.90
DY-99A	1.90
DY-105	1.90
DY-106	2.10
DY-150	1.90
DY-144	2.00
DY-103	1.50
DY-103A	1.80
DY-104	1.75
DY-110	2.05
DY-111	1.35
DY-133	1.50
DY-134	1.90
DY-141	1.65
DY-142	1.90
DY-145	2.70
DY-1010	2.30
DY-1030	2.80
DY-1020	2.05
DYP-3	.06
DYP-4	.06
DYP-7	.09
DYP-8	.09

Page K-18

Type D

Catalog Number	List Price
D-800	$1.80
D-808	1.30
D-813	1.90
D-8131	2.10
D-8132	2.40
D-8133	2.85
D-8134	3.45
D-820	1.95
D-838	2.80

Type DD

Catalog Number	List Price
DD-828	$1.30

Type DM

Catalog Number	List Price
DM-508	$1.30
DM-516	1.90

Type DI

Catalog Number	List Price
DI-854	$1.30
DI-859	1.90
DI-869	1.95
DI-877	2.80

Type DO

Catalog Number	List Price
DO-140	$2.10
DO-410	2.10
DO-420	3.00
DO-430	3.60
DO-1230	2.70
DO-4210	3.30
DO-4310	4.20

Type DP

Catalog Number	List Price
DP-2508	$2.20
DP-2515	2.80
DP-2524	2.85
DP-2538	3.25

Type DQ

Catalog Number	List Price
DQ-2608	$2.20
DQ-2624	3.25
DQ-2636	4.50
DQ-2720	6.30

Type DZ

Catalog Number	List Price
DZ-4750	$14.95
DZ-4752	11.35
DZ-4753	7.90
DZ-4765	7.60
DZ-4766	5.95
DZ-4768	4.30

TYPE DGM

Catalog Number	List Price
DGM-05	$1.50
DGM-1	2.10
DGM-2	3.30
DGM-9	1.80
DGM-10	3.00
DGM-12	3.90
DGM-20	2.70

Page K-19

Type ZD

Catalog Number	List Price
ZD-8	$1.15
ZD-12	1.40
ZD-16	1.65
ZD-20	1.80
ZD-24	1.95

Types Z and ZV

Catalog Number	List Price
Z-230	$2.05
Z-235	2.10
Z-240	2.30
ZV-278	1.80
ZV-286	2.40

Type ZK & ZM

Catalog Number	List Price
ZK-8	$1.15
ZK-16	1.65
ZM-8	1.15

Hardware

Catalog Number	List Price
H-35	$ .09
H-20	.12
PN-5-8	.06
PN-3-4	.06
RG-01	.09
RG-02	.10
RG-03	.10
RG-1	.10
RG-2	.12
RG-5	.18
RG-6	.18
RG-7	.18

Mounting Straps

Catalog Number	List Price
CL-2	$ .09
CL-3	.09
CL-4	.09
CL-5	.09
CL-6	.09
CL-7	.12
CL-8	.12
CL-9	.12
CL-10	.12
CL-11	.12
CL-12	.15
CL-13	.15
CL-14	.15
CL-15	.15
CL-16	.15
CL-17	.15

"Tom Thumb"

Catalog Number	List Price
TT-11	$ .75
TT-12	.90
TT-13	1.20
TT-14	1.80
TT-15	3.00
TT-01	.50
TT-025	.60
TT-05	.75
TT-1	1.10
TT-2	1.65
TT-4	3.25
TT-22	.50
TT-23	.60
TT-24	.90
TT-25	1.40
TT-26	2.40
TT-34	.75
TT-35	1.15
TT-36	2.05

Type XV

Catalog Number	List Price
P1503	$1.00
P1509	.80
P1511	1.00
P1513	.90

Type XVIII

Catalog Number	List Price
P1821	$1.15
P1801	1.30

Type XIX

Catalog Number	List Price
P1901	$1.80
P1921	1.50
P1925	1.50
P1930	1.45

Page K-20

"Sealdtite" Tubulars

Catalog Number	List Price
VIM-1	$ .45
VIM-3	.45
VIM-5	.45
VIM-7	.45
VIM-9	.55
VIM-11	.40
VIM-13	.40
VIM-15	.45
S-0203	.20
S-0204	.20
S-0211	.20
S-0212	.20
S-0213	.20
S-0214	.20
S-0215	.20
S-0216	.20
S-0221	.20
S-0224	.20
S-0226	.25
S-0227	.25
S-0230	.25
S-0240	.30
S-0244	.45
S-0257	.45
S-0265	.60
S-0268	1.00
S-001	.20
S-002	.20
S-003	.20
S-004	.20
S-005	.20
S-006	.20
S-01	.25
S-0219	.20
S-0223	.20
S-0228	.20
S-0238	.25
S-0243	.30
S-0256	.30
S-0263	.45
S-0267	.60
S-0235	.25
S-0245	.30
S-0261	.45
S-0266	.60

S-10 Assortment

List Price $2.40

S-25 Assortment

List Price $7.20

Page K-21

Auto Ignition Types

Catalog Number	List Price
UN-4	$ .50
UN-5	.50
UN-6	.50
UN-7	.75
UC	.50
K-438	.50
FC	.50

Hearing-Aid Types

Catalog Number	List Price
TTH-001	$ .60
TTH-002	.60
TTH-005	.60
TTH-01	.60
TTH-02	.60
TTH-05	.75
TTH-1	.90
MMA-0002	.40
MMA-0005	.45
MMA-001	.50

High Temperature Types

Catalog Number	List Price
PHT-1	$1.80
PHT-2	3.60

Types PFR & PF

Catalog Number	List Price
PFR-3-3	$3.30
PFR-3.5-3	3.60
PF-4.75-12	3.00
PF-5.5-12	3.60
PF-6.5-1	3.25
PF-17-12	6.90
PF-19.5-12	8.40
PF-3-3	3.30
PF-3.5-3	3.60

Federal Excise Taxes, if any apply, are to be added to these prices.

SUBJECT TO CHANGE WITHOUT NOTICE

Copyright by U. C. P., Inc.

SOLAR PRICE LIST

EFFECTIVE SEPTEMBER 26, 1941

Catalog Number	List Price
Domino Type MPW	
MPW-4103	$ .45
MPW-4109	.45
MPW-4115	.55
MPW-4129	.40
MPW-4135	.45
MPW-4139	.50
MPW-4140	.60
MPW-4145	.45
MPW-4147	.50
MPW-4148	.55
MPW-4157	.45
MPW-4163	.50
MPW-4165	.70
MPC-1	.09

Page K-22

Catalog Number	List Price
Auto Radio Types	
P-2702	$ .50
P-2705	.60
P-2708	.85
P-2722	.55
P-2724	.80
RF-0143	1.00
RF-0132	.75
RF-0133	.60
S-0286A	.55
S-0286M	.60
Type SDT	
SDT-0026	$ .25
SDT-0056	.25
SDT-016	.25
SDT-026	.25
SDT-056	.30
SDT-16	.40
SDT-014	.25
SDT-024	.25
Type ZTC	
XTC-16-.0005	$.75
XTC-16-.001	.75
XTC-16-.002	.75
XTC-16-.003	.75
XTC-16-.004	.75
XTC-16-.005	.75
XTC-16-.007	.75
XTC-16-.01	.75
XTC-16-.02	.80
XTC-16-.05	1.00
XTC-16-.1	1.10
XTC-10-.01	.60
XTC-10-.02	.70
XTC-10-.05	.80
XTC-10-.1	1.00
Type XDC	
XDC-6-.1	$1.75
XDC-6-.25	2.05
XDC-6-.5	2.35
XDC-10-.1	2.20
XDC-10-.25	2.65
Type XC	
XC-61	$2.70
XC-62	3.30
XC-64	4.50
XC-11	3.00
XC-12	3.90
XC-155	3.60
XC-151	3.90

Page K-23

Catalog Number	List Price
Type XLC	
XLC-6-1	$4.20
XLC-6-2	5.10
XLC-6-4	6.60
XLC-10-.5	3.60
XLC-10-1	4.50
XLC-10-2	6.00
XLC-10-4	7.50
XLC-10-5	9.00
XLC-10-6	9.90
XLC-10-8	10.80
XLC-15-1	5.40
XLC-15-2	7.50
XLC-15-4	10.20
XLC-20-.1	4.80
XLC-20-.25	5.10
XLC-20-.5	5.40
XLC-20-1	6.60
XLC-20-2	7.80
XLC-20-4	10.80
XLC-20-5	12.00
XLC-20-6	14.10
XLC-25-1	9.60
XLC-25-2	15.60
XLC-25-4	21.60
XLC-30-.1	10.20
XLC-30-.25	10.80
XLC-30-.5	12.00
XLC-30-1	14.40
XLC-30-2	18.00
XLC-30-4	26.40
XLC-40-.1	18.00
XLC-40-.25	19.20
XLC-40-.5	21.60
XLC-40-1	26.40
XLC-40-2	33.60
XLC-40-4	48.00
XLC-50-.1	20.40
XLC-50-.25	21.60
XLC-50-.5	24.00
XLC-50-1	30.00
XLC-50-2	38.40
XLC-60-.1	24.00
XLC-60-.25	26.40

Page K-24

Catalog Number	List Price
Type X	
X-062	$3.90
X-064	5.40
X-11	3.30
X-12	4.50
X-14	5.70
X-011	4.20
X-012	5.70
X-014	7.50
X-21	5.40
X-22	6.00
X-24	8.40
X-31	10.80
X-32	13.20
Type XAT-1	
XAT-1-01	$6.00
XAT-1-025	7.80
XAT-1-71	7.20
XAT-1-12	7.80
XAT-1-75	9.60
Type XAT-2	
XAT-2-100	$7.20
XAT-2-200	10.20
XAT-2-025	9.00
XAT-2-05	10.80
XAT-2-100	14.40
XAT-2-13	10.80
XAT-2-75	12.00
XAT-2-71	15.00
Type XF	
XF-2-25	$1.80
XF-2-11	1.95
XF-2-01	2.10
XF-3-25	2.00
XF-3-11	2.05
XF-3-12	2.10
XF-3-13	2.20
XF-3-15	2.30
XF-3-01	3.00

*For low-loss Bakelite case for Type XS, add $1.20 to list.

Page K-25

Catalog Number	List Price
Type XA	
XA-12-45	$6.60
XA-12-21	6.60
XA-7-22	7.80
XA-7-25	9.60
XA-7-11	12.60
XA-2-01	13.20
Type XR	
XR-3-31	$10.80
XR-3-35	10.80
XR-3-21	10.80
XR-2-25	10.80
XR-1-11	10.80
XR-25-01	12.00
Type XS*	
XS-5-45	$14.40
XS-5-21	14.40
XS-6-22	14.40
XS-2-11	14.40
XS-2-13	15.60
XS-5-01	16.20

*For low-loss Bakelite case for Type XS, add $1.20 to list.

Catalog Number	List Price
Type XH*	
XH-8-31	$21.60
XH-8-35	30.00
XH-8-21	33.60
XH-8-22	33.60
XH-8-11	48.00
XH-2-01	42.00

*For low-loss Bakelite case for Type XH, add $1.80 to list.

Catalog Number	List Price
Type XM*	
XM-6-45	$ .75
XM-6-31	.75
XM-6-35	.75
XM-6-21	.75
XM-6-22	.80
XM-6-25	1.05
XM-6-11	1.70
XM-6-12	2.25
XM-6-125	2.80
XM-6-15	4.65
XM-12-45	.85
XM-12-31	.85
XM-12-32	.85
XM-12-35	.85
XM-12-21	1.10
XM-12-22	1.65
XM-12-25	2.10
XM-12-11	3.40
XM-12-115	4.05
XM-12-12	4.75
XM-12-13	5.55
XM-25-45	1.10
XM-25-31	1.10
XM-25-32	1.30
XM-25-35	1.50
XM-25-21	1.80
XM-25-22	2.70
XM-25-25	4.10
XM-25-11	4.95
XM-25-115	5.40

*For low-loss Bakelite case for Type XM, add $.30 to list.

Page K-26

Catalog Number	List Price
Type XQ*	
XQ-.6-45	$ .60
XQ-.6-31	.60
XQ-.6-35	.60
XQ-.6-21	.60
XQ-.6-22	.70
XQ-.6-25	.85
XQ-.6-11	1.40
XQ-.6-12	1.90
XQ-.6-125	2.30
XQ-.6-13	2.55
XQ-1.2-45	.85
XQ-1.2-31	.85
XQ-1.2-32	.85
XQ-1.2-325	.85
XQ-1.2-35	.85
XQ-1.2-21	1.10
XQ-1.2-22	1.65
XQ-1.2-23	1.90
XQ-1.2-24	1.90
XQ-1.2-25	2.10
XQ-1.2-11	3.40
XQ-2.5-45	1.10
XQ-2.5-31	1.10
XQ-2.5-32	1.30
XQ-2.5-35	1.50
XQ-2.5-21	1.80
XQ-2.5-22	2.70
XQ-2.5-23	3.30
XQ-2.5-25	4.20

*For low-loss Bakelite case for Type XQ, add $.30 to list.

Catalog Number	List Price
Type MW	
MW-1210	$ .20
MW-1216	.20
MW-1218	.20
MW-1219	.25
MW-1220	.25
MW-1221	.25
MW-1222	.25
MW-1227	.30
MW-1233	.40
MW-1235	.50
MW-1237	.55
MW-1239	.60
Type MT	
MT-1306	$ .25
MT-1307	.25
MT-1308	.20
MT-1310	.20
MT-1316	.20
MT-1318	.20
MT-1319	.25
MT-1320	.25
MT-1321	.25
MT-1322	.25
MT-1327	.30
Type MO	
MO-1406	$ .25
MO-1407	.25
MO-1408	.20
MO-1410	.20
MO-1416	.20
MO-1418	.20
MO-1419	.25
MO-1420	.25

Silver-Mica

List prices are standard ± 10% tolerance. For ± 5% tolerance, add 10% to prices. For ± 3%, add 30%. For ± 2%, add 50%.

Catalog Number	List Price
Type MWS	
MWS-100	$ .60
MWS-250	.60
MWS-500	.90
MWS-700	1.20
MWS-1000	1.50
MWS-1500	1.80
MWS-2000	1.80
MWS-2500	2.40
MWS-3000	2.70
MWS-4000	2.85
MWS-5000	3.00
Type MOS	
MOS-5	$ .60
MOS-10	.50
MOS-20	.50
MOS-30	.50
MOS-40	.50
MOS-50	.50
MOS-70	.50
MOS-100	.50
MOS-150	.60
MOS-200	.60
MOS-250	.60

Page K-27†

Catalog Number	Dealer Net Cost— Complete with Tubes
Model CE	
CE-1-60	$44.90*
CE-2-U	49.90*
CE-6L6	$1.60
QC-J5G	.90
QC-465	.75
CE-300	2.40
Model QCA	
QCA-1-60	$24.90*
QCA-2-U	29.60*
Model QC	
QC-1-60	$14.90*
QC-2-U	18.75*
QC-301	1.65
QC-300	1.50
QC-450	.60
QC-465	.75
QC-6G5	1.10
QC-J5G	.90
QC-Z6G	.90

Page K-28†

Catalog Number	Dealer Net Cost— Complete with Tubes
Model CC	
CC-1-60	$32.50*
CC-2-U	37.50*
CB-6E5	1.45
CC-80	.90
CB-N	.75
Model CB	
CB-1-60	26.00*
CB-2-U	30.75*

*Prices $1.00 higher on the West Coast, or west of Denver.

Catalog Number	List Price
CB-6E5	1.45
CB-V	.90
CB-N	.75

Page K-29

Elim-O-Stats	
Type RA	$ .60
Type RB	.90
Type AD	1.50
Type Rn	7.20
Jumbo	6.00
Type AE	3.60
Type AR	1.20
Type AH	9.00
Type AL	9.60
Type AFL	6.60
Trimmers Type TB	
TB-30	$ .40
TB-90	.45
TB-180	.50
Type TC-D	
TC-D-30	$ .75
TC-D-70	.80
TC-D-140	.90
Type TP	
TP-130	$ .40
TP-260	.45
TP-490	.60
TP-750	.70
TP-1140	.85
TP-1400	1.00
Type TYM	
TYM-10	$ .50
TYM-20	.45
TYM-30	.45
Type TR	
TR-70	$ .60
TR-140	.75
TR-220	.85
TR-400	1.00
TR-600	1.10
TR-800	1.20
TR-1200	1.45
TR-1600	1.80
Type TSS	
TSS-70	$ .75
TSS-140	.85
TSS-220	1.00
TSS-600	1.20
Type TD	
TD-70	$ .80
TD-220	1.00
TD-600	1.20

Federal Excise Taxes, if any apply, are to be added to these prices.

SUBJECT TO CHANGE WITHOUT NOTICE

Copyright by U. C. P., Inc.

Thank You!

When writing for additional information or when ordering from sources of supply listed in this book, please mention

RADIO'S MASTER ENCYCLOPEDIA

Sangamo CONDENSERS

TYPE A AND H MICA CAPACITORS

TYPE A-10

1000 VDC TEST

600 VDC Working

Catalog No.	Cap.	List
A-1450	00005	$ .60
A-1310	0001	.60
A-1315	00015	.60
A-1320	0002	.60
A-1325	00025	.60
A-1350	0005	.60
A-1210	001	.60
A-1215	0015	.65
A-1220	002	.65
A-1225	0025	.75
A-1230	003	.85
A-1240	004	.85
A-1250	005	.85
A-1260	006	1.00
A-1280	008	1.20
A-1110	01	1.40
A-1120	02	1.85
*A-1125	025	2.30
*A-1130	03	2.50
*A-1140	04	3.25
*A-1150	05	3.85

TYPE A-25

2500 VDC TEST

1200 VDC Working

Catalog No.	Cap.	List
A-2450	00005	$ .70
A-2310	0001	.70
A-2315	00015	.70
A-2320	0002	.70
A-2325	00025	.70
A-2350	0005	.70
A-2210	001	.90
A-2215	0015	1.15
A-2220	002	1.35
A-2230	003	1.55
A-2240	004	1.55
A-2250	005	1.75
A-2260	006	1.75
A-2280	008	2.25
A-2110	01	2.80
*A-2115	015	3.35
*A-2120	02	3.95
*A-2125	025	4.40

TYPE A-50

5000 VDC TEST

2500 VDC Working

Catalog No.	Cap.	List
A-5450	00005	$ .90
A-5310	0001	.90
A-5315	00015	1.00
A-5320	0002	1.05
A-5325	00025	1.05
A-5350	0005	1.25
A-5210	001	1.50
A-5215	0015	1.95
A-5220	002	2.25
*A-5230	003	2.75
*A-5240	004	3.15
*A-5250	005	3.30
*A-5260	006	3.50
*A-5280	008	3.80
*A-5110	01	4.10

TYPE H-10

1000 VDC TEST

600 VDC Working

Catalog No.	Cap.	List
H-1450	00005	$ .50
H-1310	0001	.50
H-1320	0002	.50
H-1325	00025	.50
H-1330	0003	.50
H-1340	0004	.50
H-1350	0005	.50
H-1210	001	.50
H-1215	0015	.50
H-1220	002	.55
H-1225	0025	.65
H-1230	003	.70
H-1240	004	.70
H-1250	005	.70
H-1260	006	.85
H-1280	008	1.00
H-1110	01	1.15
*H-1115	015	1.35
*H-1120	02	1.55
*H-1125	025	1.90
*H-1130	03	2.10

TYPE H-25

2500 VDC TEST

1200 VDC Working

Catalog No.	Cap.	List
H-2450	00005	$ .70
H-2310	0001	.70
H-2320	0002	.70
H-2325	00025	.70
H-2330	0003	.70
H-2350	0005	.70
H-2210	001	.90
H-2215	0015	1.15
H-2220	002	1.35
H-2225	0025	1.45
H-2230	003	1.55
*H-2240	004	1.55
*H-2250	005	1.75
*H-2260	006	1.75
*H-2280	008	2.25
*H-2110	01	2.80

TYPE H-50

5000 VDC TEST

2500 VDC Working

Catalog No.	Cap.	List
H-5450	00005	$ .90
H-5310	0001	.90
H-5320	0002	1.05
H-5325	00025	1.05
H-5330	0003	1.10
H-5550	0005	1.25
H-5210	001	1.50
H-5215	0015	1.95
H-5220	002	2.25
*H-5225	0025	2.50
*H-5230	003	2.75
*H-5240	004	3.15
*H-5250	005	3.30

	DIM. A	*DIM. A
Type A	.60"	.90"
Type H	.343"	.437"

Standard Tolerance is plus or minus 10%. For plus or minus 5%, add 15c to the list price. For plus or minus 2%, add 40c to the list price.

For special sealing against humidity, add 10c to the list price. Designate by adding the letter "S" to the catalog number.

For special heat ageing treatment to stabilize the capacity over a wide range of temperature changes (minus 40° C. to plus 70° C.) add 15c to the list price. Designate by adding the letter "T" to the catalog number.

For small meter mounting brackets for Type H units, add 10c to the list price. Designate brackets by adding "E" to the catalog number (example HE-1310).



TYPE A



TYPE H

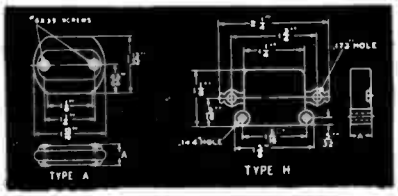

TYPE E CAPACITOR

For Amateur Transmitters

- Standard tolerance plus or minus 20%.
- Recommended for amateur installations. Vacuum impregnated with special low loss wax.
- For plus or minus 5% add 50c to the list price.
- For plus or minus 2% add $1.00 to the list price.

DIMENSIONS:

Sangamo Type E condensers measure overall $4\frac{1}{16}$" wide, $2\frac{1}{8}$" thick, $3\frac{3}{32}$" high. Distance between mounting hole centers $3\frac{1}{4}$".

TYPE E

Code	Cap. Mfds.	Test Volts Effective	Max. Current Carrying Cap. 15,000 KC.	7,500 KC.	3,750 KC.	1,875 KC.	List Price
Pacer	00005	7000	2	1.5	1.0	.5	$ 4.50
Pachy	00005	12500	3	2.5	1.75	1	5.50
Paddy	0001	7000	4	3	2	1.5	4.50
Pagan	0001	12500	5	4	3	2	5.50
Pager	00025	7000	6	6	4	2.5	4.50
Pagod	00025	12500	7	8	6	4	5.50
Paint	0005	7000	7	8	6	4	4.50
Paled	0005	12500	8	9	8	7	5.50
Palle	001	3500	8	8	7	5	4.50
Palot	001	7000	8	9	10	8	5.00
Palex	001	12500	9	10	11	12	5.50
Panel	0015	3500	8	9	8	5	4.50
Panne	0015	7000	9	9	10	8	5.50
Pansy	0015	12500	9	10	11	12	6.50
Panto	002	3500	8	9	9	7	5.50
Param	002	7000	8	9	10	10	6.50
Parcy	002	12500	9	12	13	15	7.50
Pargo	003	3500	8	9	9	7	6.00
Parka	003	7000	9	10	10	10	7.00
Parot	003	10000	9	12	13	15	9.00
Patch	004	3500	8	9	9	8	7.00
Pated	004	7000	9	10	10	10	9.00
Patio	004	10000	10	11	13	14	9.50
Pause	005	3500	9	11	11	10	6.50
Pavis	005	7000	9	11	12	11	7.50
Pearl	005	10000	10	13	14	15	10.00
Pease	01	3500	10	12	14	12	10.00
Pedro	01	7000	10	13	15	15	10.50
Pelta	02	2000	10	13	16	15	8.25
Pento	02	3500	10	13	17	17	10.00
Perch	05	2000	10	15	16	17	10.00
Petra	05	3500	11	14	16	18	11.50
Perot	0.1	2000	11	14	16	18	11.50

Copyright by U. C. P., Inc.

Sangamo CONDENSERS

Type C and D Condensers

Small size at no sacrifice in accuracy is the advantage.

Dimensions: Type C .75" by .75" by .25" thick.

TYPE C

Cap., mfd.*	Code	List
.00004	Japol	$ .15
.00005	Jacal	.15
.00007	Jarbe	.15
.000075	Jabox	.15
.0001	Jalap	.15
.00015	Jalex	.20
.0002	Jalor	.20
.00025	Jaunt	.20
.00035	Janex	.20
.0005	Jenny	.20
.001	Jiffy	.25
.0015	Joule	.30
.002	Jingo	.35
.0025	Joist	.40
.003	Jolly	.40
.004	Joule	.45
.005	Joust	.55
.006	Jumbo	.60

* 500 Volts DC working.

Dimensions: Type D .625" by .625" by .20" thick.

TYPE D

Cap., mfd.*	Code	List
.00004	Karbi	$ .15
.00005	Karen	.15
.00007	Karma	.15
.000075	Karou	.15
.0001	Karyo	.15
.00015	Kauri	.20
.0002	Kayak	.20
.00025	Kedge	.20
.00035	Keena	.20
.0005	Keeve	.20

* 500 Volts DC working.

Type B Condensers

Precisely rated, equipped with strong soldering lug terminals.

Dimensions: .72" wide, .25" thick.

TYPE B-10

Cap., mfd.*	Code	List
.00005	Habit	$ .25
.00007	Habor	.25
.000075	Haben	.25
.0001	Hairy	.25
.0002	Haply	.25
.00025	Harem	.25
.00035	Hadex	.25
.0005	Harpy	.25
.001	Harsh	.30
.0015	Hatch	.30
.002	Haven	.35
.0025	Havor	.35
.003	Hazel	.40
.004	Heady	.45
.005	Helio	.45
.006	Hepta	.55
.008	Hermo	.60
.01	Heron	.70

* 1000 Volt DC Test 600 Volts DC working.

TYPE B-25

Cap., mfd.*	Code	List
.00005	Mango	$ .50
.00007	Manor	.50
.000075	Manse	.50
.0001	Maple	.50
.0002	Marge	.50
.00025	Marex	.50
.00035	Marsh	.50
.0005	Masto	.50
.001	Matsu	.60
.002	Mavis	.75

* 2500 Volt DC Test 1250 Volts DC working.

Type BE Condensers

Mountable in any position. Remain at their original capacity.

Dimensions: 1.012" wide, .25" thick.

TYPE BE-10

Cap., mfd.*	Code	List
.00005	Lacol	$ .35
.00007	Lacet	.35
.000075	Lacto	.35
.0001	Laden	.35
.0002	Laemo	.35
.00025	Lagon	.35
.00035	Lalox	.35
.0005	Lambo	.35
.001	Lanor	.40
.0015	Lapro	.45
.002	Larot	.45
.0025	Lasso	.50
.003	Laten	.55
.004	Latus	.55
.005	Lawny	.55
.006	Ledox	.65
.008	Ledro	.75
.01	Legat	.80

* 1000 Volt DC Test 600 Volts DC working.

TYPE BE-50

Cap., mfd.*	Code	List
.00005	Oadal	$ .60
.0001	Oaken	.60
.00025	Oblat	.70
.0005	Ochre	.85
.001	Ocule	1.00
.002	Oglex	1.50

* 5000 Volt DC Test 2500 Volts DC working.

Copyright by U. C. P., Inc.

AEROVOX *Electrolytic* CONDENSERS

During the present emergency, we reserve the right to make mechanical changes without notice in order to produce equally suitable substitutes whenever and wherever necessary. Also, prices subject to change without notice.

UNIVERSAL MOUNTING CONDENSERS

TYPE E

Furnished with mounting rings for universal mounting. A wide selection of capacities in single, double, triple and quadruple section units for general service. Multiple section units contain individual sections with common negative grounded to the can. Single-section unit also has negative-grounded can.

600v Surge Pk.—475v D.C. Work.
Type E475—Single Section

Cap. Mfds.	Can Size-Ins. Dia.-High	List Price	Net Price
4	1⅜ x 2¾	$1.50	$0.90

525v Surge Pk.—450v D.C. Work.
Type E450—Single Section

4	1⅜ x 2¾	$1.05	$0.63
8	1⅜ x 3¼	1.30	.78
12	1⅜ x 4¼	1.70	1.02

Type E450—Double Section

5-15	2½ x 4⅛	$2.80	$1.68
8-8	2½ x 4⅛	2.20	1.32
8-16	2½ x 4⅛	2.85	1.71

Type E450—Triple Section

8-8-8	3 x 4⅛	$3.25	$1.95
9-9-18	3 x 4⅛	4.50	2.70

Type E450—Quadruple Section

8-8-8-8	3 x 4⅛	$4.35	$2.61
8-8-16-16	3 x 4⅛	5.40	3.24
9-9-18-18	3 x 4⅛	6.30	3.78

COMPACT UNIVERSAL MOUNTING CONDENSERS

TYPE 2E

Double section units designed for use in compact receivers. Hermetically sealed to prevent evaporation of moisture from electrolyte or absorption of moisture from air. Provided with two positive terminal lugs, common negative grounded to can.

525v Surge Pk.—450v D.C. Work.

Cap. Mfds.	Size-Ins. Dia.-High	List Price	Net Price
4-4	1⅜ x 3¼	$1.60	$0.96
8-8	1⅜ x 4¼	1.95	1.17

COMPACT INVERTED MOUNTING CONDENSERS

TYPE 2G

Double section units designed for inverted mounting in compact sets. Hermetically sealed. May be used for grounded (negative) can mounting or insulated mounting with special insulating washer and can contact lug. Provided with two positive terminal lugs and one negative.

525v Surge Pk.—450v D.C. Work.

Cap. Mfds.	Size-Ins. Dia.-High	List Price	Net Price
4-4	1⅜ x 3¼	$1.60	$0.96
4-8	1⅜ x 4¼	1.75	1.05
8-8	1⅜ x 4¼	1.95	1.17
12-12	1⅜ x 5¼	2.40	1.44

Type LW3 can contact lug and insulating washer—10c extra.

INVERTED MOUNTING CONDENSERS

TYPES G and I

These standard size, inverted units are furnished in either grounded or negative mounting or insulated mounting. The latter, Type I, have an integral insulating boss cover and can lug.

600v Surge Pk.—475v D.C. Work.
Single Section

Type G475—Grounded Mounting

Cap. Mfds.	Can Size-Ins. Dia.-High	List Price	Net Price
4	1⅜ x 2¾	$1.50	$0.90
6	1⅜ x 2¾	1.75	1.05
8	1⅜ x 4¼	1.80	1.08

Type I-475—Insulated Mounting

2	1⅜ x 1¾	$1.30	$0.78
4	1⅜ x 2¾	1.50	.90
6	1⅜ x 2¾	1.75	1.05
8	1⅜ x 4¼	1.80	1.08

525v Surge Pk.—450v D.C. Work.
Single Section

Type G450—Grounded Mounting

4	1⅜ x 2¾	$1.05	$0.63
6	1⅜ x 2¾	1.20	.72
8	1⅜ x 3¼	1.30	.78
10	1⅜ x 4¼	1.50	.90
12	1⅜ x 4¼	1.70	1.02
16	1⅜ x 4¼	1.90	1.14

Type I-450—Insulated Mounting

2	1⅜ x 1¾	$0.90	$0.54
4	1⅜ x 2¾	1.05	.63
6	1⅜ x 2¾	1.20	.72
8	1⅜ x 3¼	1.30	.78
10	1⅜ x 4¼	1.50	.90
12	1⅜ x 4¼	1.70	1.02
16	1⅜ x 4¼	1.90	1.14

PRONG-BASE MIDGET CONDENSERS

TYPE F

Compact, economical, simply mounted dry electrolytic for new assemblies and replacements. Base prongs slip into fibre (for insulated can) or metal (grounded can) elliptic washer rivetted or eyeletted on chassis, and are bent over. Terminal lugs slip through hole in washer for soldered connections. Similar in appearance and dimensions to other makes, but incorporate the standard tried, tested and perfected electrolytic sections used in other AEROVOX electrolytics. No attempt made at ultra-etching or other practices to reduce bulk and cost at expense of performance and service life. Hermetically-sealed. Safety vent. Negative can.

Metal or bakelite washer 5c each.

Type	Cap. Mfds.	D.C. W.V.	Size DxH	List Price	Net Price
F2J	10	x450	1x2	$0.90	$0.54
F4J	20	x450	1x2	1.35	.81
F8J	40	x450	1x3	1.95	1.17
F22J	10-10	x450	1x2	1.45	.87
F44J	20-20	x450	1x3	2.00	1.20
F222J	10-10-10	x450	1x3	1.90	1.14
F4444J	20-20-20-20	x450	1¾x3	3.30	1.98
F16H	80x400		1⅜x2	2.95	1.77
F22F	10-10	x250	1x2	1.30	.78
F44F	20-20	x250	1x2	1.35	.81
F6D	30	x150	1x2	.85	.51
F44D	20-20	x150	1x2	1.20	.72
F86D	30-30	x150	1x2	1.35	.81
F64D4A	30-20	x150 +20x25	1x2	1.40	.84
F33F4A	15-15	x250 +20x25	1x2	1.35	.81
F22J4A	10-10	x450 +20x25	1x3	1.60	.96
F86D4A	40-30	x150 +20x25	1¾x3	1.70	1.02

INVERTED MOUNTING WET ELECTROLYTIC CONDENSERS

TYPE PG

High capacity in minimum bulk, ability to take severe punishment. Costs less than other types of electrolytics for given capacity, voltage rating and operating life. Ingenious and exclusive Aerovox vent provides instant escape of any gas pressure, yet effectively double-seals the metal container against leakage of liquid electrolyte.

Note: Trend in wet electrolytics is toward smaller sizes. Sizes listed are being adopted as rapidly as possible. Units may still come through in larger sizes until complete changeover is achieved.

600 Volts Peak—Type PG600

Cap. Mfds.	Can Size-Ins. Dia.-High	List Price	Net Price
4	1⅜ x 3½	$1.65	$0.99
8	1⅜ x 4½	1.80	1.08
16	1½ x 4½	2.40	1.44

500 Volts Peak—Type PG500

Cap. Mfds.	Can Size-Ins. Dia.-High	List Price	Net Price
4	1⅜ x 3½	$1.00	$0.60
6	1⅜ x 3½	1.05	.63
8	1⅜ x 3½	1.15	.69
10	1⅜ x 3½	1.30	.78
12	1⅜ x 3½	1.40	.84
16	1⅜ x 3½	1.65	.99
18	1⅜ x 4½	1.80	1.08
20	1⅜ x 4½	1.80	1.08
25	1½ x 4½	2.00	1.20
30	1½ x 4½	2.05	1.23
35	1½ x 4½	2.10	1.26

350 Volts Peak—Type PG350

8	1⅜ x 3½	$1.10	$0.66
16	1⅜ x 3½	1.35	.81
20	1⅜ x 3½	1.70	1.02
40	1⅜ x 4½	2.20	1.32

TYPE PGM

Similar in construction and appearance and function as PG units. Smaller diameter makes for more compact assemblies. High capacity in ultra-minimum bulk. Self-healing. Adequate venting. This small type becoming increasingly popular.

500 Volts Peak—Type PGM500

Cap. Mfds.	Size-Ins. Dia.-High	List Price	Net Price
4	1 x 3½	$1.00	$0.60
6	1 x 3½	1.05	.63
8	1 x 3½	1.15	.69
10	1 x 3½	1.30	.78
12	1 x 4½	1.40	.84
16	1 x 4½	1.65	.99

350 Volts Peak—Type PGM350

8	1 x 3½	$1.10	$0.66
16	1 x 4½	1.35	.81
20	1 x 4½	1.70	1.02

250 Volts Peak—Type PGM250

8	1 x 3½	$1.00	$0.60
16	1 x 3½	1.10	.66
24	1 x 3½	1.20	.72
35	1 x 4½	1.40	.84
40	1 x 4½	1.45	.87

150 Volts Peak—Type PGM150

8	1 x 3½	$0.85	$0.51
16	1 x 3½	1.00	.60
24	1 x 3½	1.10	.66
35	1 x 3½	1.30	.78
40	1 x 3½	1.40	.84

WIRE LEAD CONDENSERS

TYPE GL

These inverted mounting, aluminum can condensers are made in single, double and triple section units with separate color-coded leads. Multiple section units have two leads brought out from each section except GL 45025 which has 3 leads and common negative.

800v Surge Pk.—600v D.C. Work.
Type GL600—Single Section

Cap. Mfds.	Can Size-Ins. Dia.-High	List Price	Net Price
4	1⅜ x 4¼	$2.25	$1.35
8	1⅜ x 4½	3.15	1.89

600v Surge Pk.—475v D.C. Work.
Type GL475—Single Section

8	1⅜ x 4	$1.80	$1.08
12	1⅜ x 4	2.50	1.50
16	1⅜ x 4½	2.80	1.68

Type 2GL475—Double Section

8-8	1⅜ x 4	$2.90	$1.74

525v Surge Pk.—450v D.C. Work.
Type GL450—Single Section

4	1⅜ x 3	$1.05	$0.63
8	1⅜ x 4	1.30	.78
10	1⅜ x 4	1.50	.90
12	1⅜ x 4	1.70	1.02
16	1⅜ x 4	1.90	1.14
20	1⅜ x 4	2.10	1.26
40	1⅜ x 4	3.70	2.22
80	1⅜ x 4	5.10	3.06

Type 2GL450—Double Section

4-4	1⅜ x 4	$1.60	$0.96
4-8	1⅜ x 4	1.75	1.05
8-8	1⅜ x 4	1.95	1.17
8-16	1⅜ x 4	2.40	1.44
10-10	1⅜ x 4	2.35	1.41
16-16	1½ x 4	2.80	1.68
20-20	1½ x 4	3.30	1.98

Type 3GL450—Triple Section

4-4-4	1⅜ x 3	$2.30	$1.38
8-8-8	1⅜ x 4½	2.90	1.74
10-10-10	1½ x 4	3.20	1.92

Type 3GL250—Triple Section
300v Surge Pk.—250v D.C. Work.

8-8-8	1⅜ x 3	$2.55	$1.53
8-8-16	1⅜ x 3	2.85	1.71
8-16-16	1⅜ x 4	3.15	1.89

Type GL 45025
450 x 25v. D.C. Work.

10-10- x 450 +20x25	1⅜ x 3	$3.20	$1.92

MIDGET CAN-TYPE CONDENSERS

TYPE GLS

Colored polarity-indicating flexible leads. Inverted screw mounting. Two 8-in. leads for each section in single and double section units. 1-inch diameter can and short length make for more compact assemblies, while retaining generous proportions for hard service.

525v Surge Pk.—450v D.C. Work.
Type GLS-450—Single Section

Cap. Mfds	Can Size-Ins. Dia.-High	List Price	Net Price
4	1 x 2 3/16	$1.05	$0.63
8	1 x 2 9/16	1.30	.78
12	1 x 3 5/16	1.70	1.02
16	1 x 3¼	1.90	1.14

Type 2GLS450—Double Section

4-8	1⅜ x 3	$1.75	$1.05
8-8	1⅜ x 3	1.95	1.17

300v Surge Pk.—250v D.C. Work.
Type GLS250—Single Section

4	1 x 2 3/16	$0.90	$0.54
8	1 x 2 9/16	1.15	.69
12	1 x 2 9/16	1.40	.84
16	1 x 3¼	1.65	.99

Copyright by U. C. P., Inc.

AEROVOX *Electrolytic* CONDENSERS

During the present emergency, we reserve the right to make mechanical changes without notice in order to produce equally suitable substitutes whenever and wherever necessary. Also, prices subject to change without notice.

Type PRS Single Section

DANDEES
Miniature Tubular Aluminum Can DRY ELECTROLYTICS

Genuine hermetically-sealed aluminum-can dry electrolytics for use where money- and space-saving considerations are paramount. Smallest proportions consistent with full-rated capacity and voltage, operating under normal-duty conditions.

Excellent for crowded assemblies. DANDEES are favorites for use in midget sets, AC-DC sets, auto-radios. Also many servicing jobs where low cost is important. Electrically insulated with special waxed paper jacket. Ends spun over can rim, eliminating possibility of shorts if leads are bent close to unit. Polarity-indicating red end washer. Generous length tinned wire leads on single section units. DANDEES are the only **miniature type electrolytics properly vented.** Excessive gas pressure escapes, without fuss, bother, danger. DANDEES are thoroughly aged, ready for immediate use. Each unit is thoroughly tested. Individually packed with guarantee slip.

DANDEES
SINGLE-SECTION UNITS

Type PRS 450
525v Surge Pk.—450v D.C. Work.

Cap. Mfd.	Size-Ins. Dia.-High	List Price	Net Price
4	11/16 x 1 11/16	$0.70	$0.42
8	13/16 x 1 11/16	.75	.45
12	13/16 x 1 11/16	.90	.54
16	13/16 x 2 3/16	1.10	.66
20	15/16 x 2 3/16	1.20	.72

Type PRS 350
400v Surge Pk.—350v D.C. Work.

4	9/16 x 2 3/16	$0.60	$0.36
8	13/16 x 1 11/16	.70	.42
12	13/16 x 2 3/16	.85	.51
16	15/16 x 2 3/16	1.00	.60
24	15/16 x 2 3/16	1.10	.66

Type PRS 250
300v Surge Pk.—250v D.C. Work.

4	9/16 x 1 7/16	$0.55	$0.33
8	11/16 x 1 11/16	.60	.36
12	11/16 x 1 11/16	.80	.48
16	15/16 x 2 3/16	.90	.54

Type PRS 150
200v Surge Pk.—150v D.C. Work.

Cap. Mfd.	Size-Ins. Dia.-High	List Price	Net Price
4	9/16 x 1 11/16	$0.50	$0.30
8	9/16 x 1 11/16	.55	.33
12	11/16 x 1 11/16	.60	.36
16	11/16 x 1 11/16	.70	.42
24	13/16 x 2 3/16	.75	.45
30	13/16 x 1 11/16	.80	.48
40	15/16 x 2 3/16	.85	.51

Type PRS 50
75v. Surge Pk.—50v. D.C. Work.

10	9/16 x 1 11/16	$0.55	$0.33
25	11/16 x 1 11/16	.70	.42
50	13/16 x 1 11/16	1.00	.60
100	13/16 x 2 3/16	1.20	.72

Type PRS 25
40v. Surge Pk.—25v. D.C. Work.

10	9/16 x 1 7/16	$0.50	$0.30
25	9/16 x 1 11/16	.60	.36
50	11/16 x 1 11/16	.75	.45
100	13/16 x 1 11/16	1.10	.66

DANDEES
DUAL-SECTION UNITS

Type PRS-A

Type PRS-A is a concentrically-wound, 3-lead unit (one lead is common) furnished with a riveted mounting strap at the center. Flexible leads are supplied on these units.

Type PRS-A 450
525v Surge Pk.—450v D.C. Work.

Cap. Mfd.	Size-Ins. Dia.-High	List Price	Net Price
8-8	1 x 2 5/16	$1.30	$0.78
8-16	1 x 2 5/8	1.60	.96

Type PRS-A 200
250v Surge Pk.—200v D.C. Work.

8-8	3/4 x 2 5/16	$1.15	$0.69
8-16	13/16 x 2 5/16	1.20	.72
16-16	7/8 x 2 5/16	1.40	.84

Type PRS-A 150
200v Surge Pk.—150v D.C. Work.

8-8	11/16 x 2 5/16	$1.00	$0.60
8-16	3/4 x 2 5/16	1.05	.63
20-20	7/8 x 2 5/16	1.30	.78

Type PRS-A 50
75v Surge Pk.—50v D.C. Work.

10-10	5/8 x 2 3/16	$1.00	$0.60

Type PRS-A 25
40v Surge Pk.—25v D.C. Work.

10-10	5/8 x 2 3/16	$0.85	$0.51

Type PRS-B

As small or smaller than other corresponding midget-type of electrolytics. Separate sections, 4 flexible leads. Permit independent use of either section and either common positive or common negative connections.

Type PRS-B 450
525v Surge Pk.—450v D.C. Work.

Cap. Mfd.	Size-Ins. Dia.-High	List Price	Net Price
8-8	1 x 2½	$1.65	$0.99
8-16	1 x 3½	2.30	1.38

Type PRS-B 250
300v Surge Pk.—250v D.C. Work.

16-16	1 x 2½	$2.00	$1.20

Type PRS-B 150
200v Surge Pk.—150v D.C. Work.

20-20	1 x 2¼	$1.65	$0.99

HIGH-CAPACITY LOW-VOLTAGE CONDENSERS

E12 & E25

A12

For use in filter circuits of "A" eliminator units. Ideal for replacements, also for use across field windings of low voltage dynamic speakers.

Type E12 — 12v. D.C. Working

Cap. Mfd.	Size-Ins.	List Price	Net Price
500	1 3/8 x 4¼	$2.90	$1.74
1000	2½ x 4⅛	4.30	2.58
2000	2½ x 4⅛	7.60	4.56
4000	3 x 4⅛	14.35	8.61

Type E25 — 25v. D.C. Working

500	2¼ x 4⅛	$4.55	$2.73
1000	2½ x 4⅛	7.90	4.74

Type A12 — 12v. D.C. Working

	L. W. D.		
1000	5 x 4 x 1¼	$4.30	$2.58
2000	5 x 4 x 1¼	7.60	4.56

Miniature Tubulars

TYPE PRS

For electric fence control, etc., calling for very high capacities at very low voltages. Metal can fully protected and insulated by paper sleeve with ends rolled over can edges to preclude shorting of leads. Supplied with centered mounting strap. **Unit similar to Type 2E, furnished with insulating tube and mounting ring.

Type PRS6—6v. D.C. Working

Cap. Mfd.	Size-Ins. Dia.-High	List Price	Net Price
1000	1 x 2	$2.40	$1.44
2000	1 x 3	3.30	1.98

Type PRS12—12v. D.C. Working

1000	1 x 3	$3.00	$1.80
2000**	1 3/8 x 4¼	3.90	2.34
3000**	1 3/8 x 4¼	4.80	2.88

Type PRS15—15v. D.C. Working

1000	1 x 3	$3.60	$2.17
2000**	1 3/8 x 4¾	4.50	2.70

COMPACT CAN-TYPE BYPASS CONDENSERS

TYPE MM

Especially suited as bypass or filter units. Provided with an aluminum mounting strap, riveted to side of can. Easily mounted beneath the chassis by means of screw holes at ends of strap.

350v. Surge Pk.—300v. D.C. Work
Type MM300—Single Section

Cap. Mfd.	Size-Ins. Dia.-High	List Price	Net Price
4	1 x 2 11/16	$1.00	$0.60
8	1 x 3 3/16	1.20	.72

250v Surge Pk.—200v D.C. Work.
Type MM200—Single Section

2	1 x 1 11/16	$0.80	$0.48
4	1 x 1 11/16	.90	.54

200v Surge Pk.—150v D.C. Work.
Type MM150—Single Section

4	1 x 2 11/16	$0.85	$0.51

75v. Surge Pk.—50v. D.C. Work.
Type MM50—Single Section

10	1 x 1 11/16	$0.90	$0.54
25	1 x 2 11/16	1.10	.66

40v. Surge Pk.—25v. D.C. Work.
Type MM25—Single Section

5	1 x 1 11/16	$0.75	$0.45
10	1 x 1 11/16	.75	.45
25	1 x 1 11/16	.90	.54

COMPACT STUD-MOUNTING BYPASS CONDENSERS

TYPE SM

Stud-mounting. Hermetically sealed 1" can. Lug terminal at one end and screw stud at other. Latter permits mounting by means of single hole either above or below chassis. Only end of screw stud and nut remain exposed on outside of chassis. Negative grounded can.

250v Surge Pk.—200v D.C. Work.
Type SM-200—Single Section

Cap. Mfd.	Size-Ins. Dia.-High	List Price	Net Price
2	1 x 1 11/16	$0.80	$0.48
8	1 x 2 11/16	1.10	.66

150v Surge Pk.—100v D.C. Work.
Type SM100—Single Section

5	1 x 2 11/16	$0.80	$0.48
10	1 x 2 11/16	1.00	.60
25	1 x 3 3/16	1.30	.78

75v. Surge Pk.—50v. D.C. Work.
Type SM-50—Single Section

10	1 x 1 11/16	$0.90	$0.54
20	1 x 2 11/16	1.05	.63
25	1 x 2 11/16	1.10	.66

40v. Surge Pk.—25v. D.C. Work.
Type SM25—Single Section

5	1 x 1 11/16	$0.75	$0.45
10	1 x 1 11/16	.75	.45
25	1 x 1 11/16	.90	.54

PLUG-IN ELECTROLYTICS

TYPE AEP

Quick change dry electrolytics. Facilitate testing and replacement in equipment where continuity of service is important. Install merely by plugging into standard octal socket. Unit can be inserted **only the right way.** Key of octal base fits octal socket. Ultra-compact due to use of etched foil for higher capacities in the small can sizes. Aluminum internal construction. Non-corrosive due to use of similar metals throughout. Fully vented for safety.

Max. 525v Surge, 450v D.C. Work.
Type AEP-450—Single Section

Cap. Mfd.	Size-Ins. Dia.-High	List Price	Net Price
10	1 1/32 x 2½	$1.50	$0.90
20	1 1/32 x 2½	2.10	1.26
40	1 1/32 x 2½	3.70	2.22
80	1 1/32 x 4¼	5.10	3.06

Type AEP-450—Double Section

10-10	1 1/32 x 2½	$2.35	$1.41
20-20	1 1/32 x 3	3.30	1.98

Type AEP-450—Triple Section

10-10-10	1 1/32 x 2½	$3.20	$1.92

Type AEP-45025
450 x 25v. D.C. Working

10 x 10 x 450 +20 x 25	1 1/32 x 2½	$3.20	$1.92

Copyright by U. C. P., Inc.

AEROVOX *Electrolytic* CONDENSERS

During the present emergency, we reserve the right to make mechanical changes without notice in order to produce equally suitable substitutes whenever and wherever necessary. Also, prices subject to change without notice.

CARDBOARD TUBE CONDENSERS

Single and Double Section Units

TYPE PR

Single and double-section dry electrolytic units encased in sturdy cardboard tube containers. Completely sealed in. Bare wire leads 2½ inches long. Polarity-indicating markings on tubular case. Two leads single section; three leads double section. Used in preference to cardboard case type for point-to-point wiring jobs where unit is supported by own connections.

525v. Surge Pk.-450v. D.C. Work.
Type PR-450—Single Section

Cap. Mfds.	Size-Ins. Dis.-High	List Price	Net Price
2	¾ x 2¼	$0.80	$0.48
4	¾ x 2¼	.90	.54
8	¾ x 2¾	1.15	.69
10	15/16 x 2¾	1.40	.84
16	15/16 x 2¾	1.75	1.05

300v. Surge Pk.-250v. D.C.Work.
Type PR-250—Single Section

2	¾ x 2¼	$0.70	$0.42
4	¾ x 2¼	.80	.48
8	⅞ x 2¼	1.00	.60
10	⅞ x 2¼	1.10	.66

150v. Surge Pk.-100v. D.C. Work.
Type PR-100—Single Section

5	¾ x 2¼	$0.70	$0.42
10	⅞ x 2¼	.85	.51
25	15/16 x 2¾	1.15	.69

Type PR-100—Double Section

5-5	1 x 2¼	$0.90	$0.54

75v. Surge Pk.-50v. D.C. Work.
Type PR-50—Single Section

5	¾ x 2¼	$0.60	$0.36
10	¾ x 2¼	.80	.48
20	⅞ x 2¼	.90	.54
25	⅞ x 2¼	1.00	.60
50	15/16 x 2¾	1.45	.87

Type PR-50—Double Section

5-5	⅞ x 2¼	$0.90	$0.54

40v. Surge Pk.-25v. D.C. Work.
Type PR-25—Single Section

5	⅝ x 2¼	$0.60	$0.36
10	¾ x 2¼	.60	.36
20	⅞ x 2¼	.75	.45
25	⅞ x 2¼	.80	.48
50	15/16 x 2¾	1.15	.69

Type PR-25—Double Section

5-5	⅞ x 2¼	$0.90	$0.54
10-10	⅞ x 2¼	.90	.54

CARDBOARD CONTAINER CONDENSERS

TYPE PBM

Heavy-duty units similar to Type P but provided with cardboard mounting flanges for flat mounting. Made in double section, each section having two color-coded leads 8 inches long.

525v. Surge Pk.-450v. D.C. Work.
Type PBM450—Double Section

Cap. Mfds.	Size-Ins. D.—W.—L.	List Price	Net Price
4-4	1⅛x1 9/16x4⅛	$1.45	$0.87
4-8	1 7/16x1 9/16x4⅛	1.65	.99
8-8	1 7/16x1 9/16x4⅛	1.80	1.08

SPACE-SAVER MIDGET CONDENSERS

with Aerovox "ADJUSTIMOUNT" Mounting Flanges

TYPE PBS—Single Section—2 Leads; Double Section—4 Leads Triple Section—6 Leads

Single Section



Double Section

25 to 600v. D.C. Working, made possible in this small size by a tried, tested and perfected process, whereby far greater capacity is attained from a given bulk without impairing the working voltage or service life. Units encased in heavy cardboard containers, thoroughly impregnated and fully sealed. Wire leads color-coded for polarity.

The "Adjustimount" feature comprises a swivel mounting flange with slotted holes to fit any mounting hole spacings. The condenser may be mounted flat or upright depending on space. Also, two or three condensers may be stacked by overlapping the metal flanges.

800v. Surge Pk.-600v. D.C. Work.
Type PBS600—Single Section

Cap. Mfds.	Size-Ins. D.—W.—L.	List Price	Net Price
4	1 7/16x1⅛x2 7/16	$2.10	$1.26
8	1 7/16x1½x3⅛	2.95	1.77

525v. Surge Pk.-450v. D.C. Work.
Type PBS450—Single Section

2	½x ¾x2 7/16	$0.80	$0.48
4	9/16x1 x2 7/16	.90	.54
6	11/16x1⅛x2 7/16	1.10	.66
8	11/16x1⅛x2 7/16	1.15	.69
10	11/16x1⅛x3 3/16	1.40	.84
12	11/16x1⅛x3 3/16	1.60	.96
16	1 7/16x1⅛x2 7/16	1.75	1.05

Type PBS450—Double Section

4-4	1¼x1⅛x2 7/16	$1.45	$0.87
4-8	1 7/16x1⅛x2 7/16	1.65	.99
8-8	1 7/16x1⅛x2 7/16	1.80	1.08
8-16	1¼x1½x3	2.30	1.38

Type PBS450—Triple Section

Cap. Mfds.	Size-Ins. D.—W.—L.	List Price	Net Price
8-8-8	1¼x1½x3	$2.65	$1.59

300v. Surge Pk.-250v. D.C. Work.
Type PBS250—Single Section

2	½x ¾x2 7/16	$0.70	$0.42
4	½x ¾x2 7/16	.80	.48
6	9/16x 13/16x2 7/16	.90	.54
8	9/16x 13/16x2 7/16	1.00	.60
10	11/16x1⅛x2 7/16	1.10	.66
12	11/16x1⅛x2 7/16	1.15	.69
16	11/16x1⅛x2 7/16	1.30	.78
20	11/16x1⅛x2 7/16	1.45	.87
25	11/16x1⅛x3 3/16	1.50	.90
30	11/16x1⅛x3 3/16	1.70	1.02

Type PBS250—Double Section

4-4	1 1/16x ¾x2 7/16	$1.10	$0.66
4-8	1 9/16x 13/16x2 7/16	1.40	.84
8-8	1 9/16x 13/16x2 7/16	1.50	.90
8-16	1¼x1⅛x2 7/16	1.75	1.05
12-16	1 7/16x1⅛x2 7/16	1.95	1.17
16-16	1 7/16x1⅛x2 7/16	2.00	1.20

Type PBS250—Triple Section

8-8-8	1⅞x 13/16x2 7/16	$2.30	$1.38
8-8-16	1 7/16x1⅛x2 7/16	2.55	1.53

150v. Surge Pk.-100v. D.C. Work.
Type PBS100—Single Section

5	½x ¾x2 7/16	$0.70	$0.42
10	½x ¾x2 7/16	.85	.51

75v. Surge Pk.-50v. D.C. Work.
Type PBS50—Single Section

5	½x ¾x2 7/16	$0.60	$0.36
10	½x ¾x2 7/16	.80	.48
25	9/16x 13/16x3 3/16	1.00	.60

40v. Surge Pk.-25v. D.C. Work.
Type PBS25—Single Section

5	½x ¾x2 7/16	$0.60	$0.36
10	½x ¾x2 7/16	.60	.36
25	9/16x 13/16x2 7/16	.80	.48

PAPER-WOUND REPLACEMENTS FOR ELECTROLYTIC CONDENSERS

TYPE PWP

TYPE PWC

High-grade paper sections in standard inverted screw mounting aluminum can (PWC) or cardboard case (PWP) similar in appearance to electrolytics. Used as replacements for standard electrolytics indicated; applications subjected to high AC component or ripple particularly in first stage of filter circuit; or where excessive surges are encountered. No polarity to be observed. Actual capacity indicated in each case. Capacity is less than electrolytic being replaced but will be found adequate in most filter circuits since filtering capacity in electrolytics is more than generous. PWP has cardboard mounting flanges; PWC similar to the inverted dry electrolytic types.

800v. Surge Pk.-600v. D.C. Work.
Type PWC600—Single Section

Repl'g. Mfds.	Act. Mfds.	Size-Ins. D. L.	List Price	Net Price
4	2	1⅜ x 4½	$1.65	$0.99
8	2.75	1⅜ x 4½	2.10	1.26

Type PWC600—Double Section

8-8	1.75-1.75	1½ x 4½	$3.40	$2.04

800v. Surge Pk.-600v. D.C. Work.
Type PWP600—Single Section

Repl'g. Mfds.	Act. Mfds.	Size-Ins. L. W. D.	List Price	Net Price
4	2	4 1/16x1 3/16x 15/16	$1.45	$0.87
8	3	4⅛x1 5/16x1⅛	1.95	1.17

CARDBOARD CONTAINER CONDENSERS

TYPE P

Largest - sized cardboard - case dry electrolytics for heavy-duty service. Sections housed in wax-impregnated containers provided with Adjustimount Flanges to fit any mounting hole spacing. Polarity - indicating colored flexible leads, 8 inches long. Two leads single section units; three leads double-section units, common negative.

600v. Surge Pk.-475v. D.C. Work.
Type P475—Single Section

Cap. Mfds.	Size-Ins. D.—W.—L.	List Price	Net Price
2	¾x1⅜x2⅝	$1.15	$0.69
4	¾x1⅜x4⅛	1.40	.84
8	15/16x1⅜x4⅛	1.65	.99

525v. Surge Pk.-450v. D.C. Work.
Type P450—Single Section

1	¾x1⅜x2⅝	$0.70	$0.42
2	¾x1⅜x2⅝	.80	.48
6	15/16x1⅜x4⅛	1.10	.66
10	1⅛x1 9/16x4⅛	1.40	.84
12	1⅛x1 9/16x4⅛	1.60	.96
16	1 7/16x1 9/16x4⅛	1.75	1.05

Type P450—Double Section

4-4	15/16x1⅜x4⅛	$1.45	$0.87
4-8	1⅛x1 9/16x4⅛	1.65	.99
6-8	1 7/16x1 9/16x4⅛	1.75	1.05
8-8	1 7/16x1 9/16x4⅛	1.80	1.08

COMPACT CARDBOARD BOX CONDENSERS

TYPE PM—Single, Double and Triple Section Units

Convenient size dry electrolytic condensers. Double section units provided with three leads, common negative, and triple section units with four leads, common negative.

600v. Surge Pk.-475v. D.C. Work.
Type PM475—Single Section

Cap. Mfds.	Size-Ins. D.—W.—L.	List Price	Net Price
1	⅝x1⅛x2¼	$1.05	$0.63
2	⅝x1⅛x2¼	1.15	.69
4	¾x1⅛x2¼	1.40	.84
6	1⅛x1⅛x2¼	1.60	.96
8	1 1/16x1 5/16x2⅜	1.65	.99

525v. Surge Pk.-450v. D.C. Work.
Type PM450—Single Section

1	⅝x1⅛x2¼	$0.70	$0.42
2	⅝x1⅛x2¼	.80	.48
4	¾x1⅛x2¼	.90	.54
6	1⅛x1⅛x2¼	1.10	.66
8	1 1/16x1 5/16x2⅜	1.15	.69

Type PM450—Double Section

4-4	1¼x1⅜x2⅝	$1.45	$0.87
4-8	1¼x1⅜x2⅝	1.65	.99
8-8	1 7/16x1½x3⅛	1.80	1.08

Type PM450—Triple Section

8-8-8	1½x1¼x3	$2.65	$1.59

Copyright by U. C. P., Inc.

AEROVOX EXACT DUPLICATE *Replacement* CONDENSERS

During the present emergency, we reserve the right to make mechanical changes without notice in order to produce equally suitable substitutes whenever and wherever necessary. Also, prices subject to change without notice.

Having pioneered the Exact-Duplicate idea for years, AEROVOX is happy indeed to have it universally accepted today. And doubly so because, having refused to take the easier way of so-called general-utility types, and sometimes called "Universal" replacements, AEROVOX has built up a really complete line backed by the most extensive listings in use.



FIT Right! . . .

Because exact needs of standard sets in use have been critically studied, AEROVOX Exact-Replacement units readily fit in place of the original condensers. No jamming. No taping. No sloppy wiring. Saves time and trouble.

WORK Right! . . .

Because electrical as well as mechanical considerations have received thorough attention, AEROVOX replacements not only duplicate but usually excel the performance of the replaced units.

LOOK Right! . . .

Last but not least, an AEROVOX replacement restores the radio chassis to its original "new" status. Set owner is satisfied the job has been done right.

EXACT-DUPLICATE PAPER-WOUND REPLACEMENT CONDENSERS

Atwater-Kent

Sparton

These units are the finest replacement condensers obtainable, embodying AEROVOX high quality construction throughout.

They are carefully engineered and built to give long lasting service in the sets for which they are designed.

ATWATER-KENT	Cap. Mfds.	List Price	Net Price
37 Filter	.5	$0.90	$0.54
37 Bypass	.25-.25-.25	1.35	.81
37 Block		9.00	5.40

SPARTON Part No.	Cap. Mfds.	D. C. W. V.	List Price	Net Price
5031	.5	400	$0.90	$0.54
5032	.1	200	.90	.54
5033	.25	600	.90	.54

CROSLEY Part No.	Cap. Mfds.	List Price	Net Price
W4013B	1.	$0.85	$0.51
W4232B	.5-.5	1.05	.63
W4233	.5	.65	.39
W4313B	.5	.65	.39
W4381	.06-.06	.75	.45
W4381B	.1-.1	.80	.48
W4919	.5	.80	.48
W4968	.5	.65	.39
W5862	1.-1	1.70	1.02
W5863	.5-.5	1.65	.99
W5943	.1	.60	.36
W6428	.5-.5	1.05	.63
W6471	.1	.55	.33
W7753B	.1-.5-.1	1.25	.75
W20186	.3-.25-.25	1.25	.75
W20187	.1	.60	.36
W20188	.1	.60	.36
W20446A	.1-.5-.1	1.25	.75
W20447	.1	.60	.36
W20448	.1	.55	.33
W20449	.5-.1	.85	.51
W22412	.1-.1-.1-.1	1.15	.69
W22815	.1-.5	.90	.54
W22995	.1-.5	.90	.54
W23736	.5-.25-.25	1.25	.75
W24333	.5-.5	1.05	.63
W27204	.02-.02	.35	.21

GENERAL MOTORS	Cap. Mfds.	List Price	Net Price
1204221	1.166	$2.00	$1.20
1204757	.1-.1-.1-.1	1.50	.90
1206156	1.0-3.0	4.00	2.40
1206397	.1-.1	.65	.39
1206834	.5-.1-.1	1.20	.72
1207239	1.0	.90	.54

TUBULAR CARDBOARD REPLACEMENTS

A line of handy universal replacement electrolytics in cardboard tubes, with two spade lugs for mounting and separate wire leads for each section. Inexpensive. Attractive in appearance. Popular as general-utility replacements.

A-C D-C REPLACEMENTS						List Price	Net Price
88	Spade Lug Type	8-8	450	⑤	1⅞x3¾	$1.65	$0.99
1216	Spade Lug Type	12-16	200	⑥	1⅞x2¾	1.90	1.14
816	Spade Lug Type	8-16	450	⑤	1⅞x3¾	2.00	1.20
148	Spade Lug Type	14-8x10-10	200x25	⑤	1⅞x4¼	2.50	1.50
168	Spade Lug Type	16-8x10-10	200x25	⑥	1⅞x3¾	2.50	1.50
1612	Spade Lug Type	16-12x10-10	200x25	⑤	1⅞x4¼	2.60	1.56
1212		12-12x5-5 (Same as Bosch Part CE-9520)	200x25	①	1 x1⅜x2¾	2.35	1.41
88855		8-8-8x5-5	200x25	①	1¼x1½x3	3.00	1.80
16168		16-16-8x5-5	150x25	①	1¼x1¼x3	2.95	1.77

Type Container—① Cardboard Box; ③ Rectangular Can; ④ Universal Can; ⑤ Inverted Can; ⑥ Inverted Can (Wet); ⑦ Cartridge; ⑦ Inverted Can (Insulated Cover); ⑧ Cardboard Tube; ⑨ Cardboard Tube (Spade Lug Mounting); (10) Metal Can; (11) Round Can Special.

Copyright by U. C. P., Inc.

AEROVOX EXACT DUPLICATE *Replacement* CONDENSERS

During the present emergency, we reserve the right to make mechanical changes without notice in order to produce equally suitable substitutes whenever and wherever necessary. Also, prices subject to change without notice.

INSIST UPON GETTING GENUINE AEROVOX EXACT DUPLICATE ELECTROLYTIC REPLACEMENT CONDENSERS

When you MUST use identical replacements, simply remember to ask for AEROVOX EXACT DUPLICATE REPLACEMENTS. Designed specifically for most all standard sets . . . finest replacement units obtainable . . . embodying AEROVOX high-quality construction throughout.

Model of Set	Part No.	Cap. Mfd.	D.C. Work Voltage	Size – Inches	List Price	Net Price
AIR KING						
15, 16, 21, 22, 26, 29, 42, 48, 81, 221, 222, 250, 522, 699	10105	10-10-5	150	① 1x1½x3	$1.70	$1.02
ATWATER KENT						
155 (1 & 2)	24602	8-8-8	150	① 1⅛x1⅝x3¼	1.65	.99
155 (3)	24955	8-8-8	150	① 1⅛x1⅝x3¼	1.65	.99
275, 825	26158	8-14-8	100	② 1¼x1 11/16x3¾	1.95	1.17
376	27592	4-8-10	450-450-25	⑧ 1⅜x4¼	1.90	1.14
ALL STAR JUNIOR						
	PM5-444	4-4-4	450	① 1⅛x1 9/16x4⅛	1.75	1.05
BOSCH						
04	CE9520	12-12x5-5	200x25	① 1x1⅜x2¾	1.95	1.17
350, 500 501, 502	SA-105772	4-12-8x4	200x25	① 1⅜x1⅞x2⅜	2.15	1.29
310A	SA-104422	8-8x4	475x300	② 1⅝x2¼x4⅝	3.00	1.80
250, 251	SA-103950	8-8x4-4	450-450x 450x300	② 1⅝x2¼x4⅝	2.75	1.65
139, Types H, L, HT, LT, HC, LC, HTC, LTC	CE-9510 early	4-4	350	⑧ 1½x1½	1.15	.69
	CE-9510 later	4-4	350	⑧ 1⅜x2¼	1.15	.69
BELMONT						
	103-4	16	500	⑧ 1⅜x3½	1.65	.99
		(Standard Aerovox Type PG500-16)				
	103-6	8	500	④ 1⅜x3½	1.15	.69
		(Standard Aerovox Type PG500-8)				
	103-7	8	350	⑧ 1⅜x3½	1.10	.66
		(Standard Aerovox Type PG350-8)				
	103-8	16	500	⑧ 1⅜x3½	1.65	.99
		(Standard Aerovox Type PG500-16)				
425	A11093-1	5-25-5	200	① ⅞x2⅜x2½	1.95	1.17
	Same as Sparton part No. A11093-1 for Models 65, 65T, 66, 66T, 506					
650	C525C	5-25	100	① 1 1/16x1⅜x2⅜	1.25	.75
CLARION (TCA)						
G422	P4717	16-4	150	① 11/16x1⅜x2¾	1.10	.66
COLONIAL						
122, 125	R-8780-C	8-4	300-150	① 2⅝x1¾x1⅞	1.05	.63
	D-4758-P	8	500	⑧ 1⅜x3½	1.15	.69
		(Standard Aerovox Type PG500-8)				
	R-7236	16	500	⑧ 1⅜x3½	1.65	.99
		(Standard Aerovox Type PG500-16)				
	R-12451	8	350	⑧ 1⅜x3½	1.10	.66
		(Standard Aerovox Type PG350-8)				
	R-12478	16	500	④ 1⅜x3½	1.65	.99
		(Standard Aerovox Type PG500-16)				
250	R-8053	8x8x8	200	① 1 11/16x1 13/16x2⅝	1.90	1.14
1850, 1851 1862 (Sears Roebuck)	R-10673	6-6x25	150x25	① 1 1/16x1 3/16x2 5/16	1.50	.90
CROSLEY						
122, 152	W-23801	6-8	450	① 2¼x1⅝x4¼	1.75	1.05
		(Standard Aerovox Type P450-6-8)				

Model of Set	Part No.	Cap. Mfd.	D.C. Work Voltage	Size— Inches	List Price	Net Price
CROSLEY—Continued						
95, 163	W25857B	8-8	200-25	① 1⅛x1⅛x2¼	$1.00	$0.60
129-1, 130, 131-1, 132-1	W26119	8-4	150-300	① 1 1/16x1 1/16x2⅜	1.05	.63
96, 150, 155, 163	W26870	10	25	⑨ ⅝x2 5/16	.45	.27
146	W26896	12-6	300-25	① 4⅛x1⅜x1 5/16	1.35	.81
148, 167	W27488A	8-6	25-300	① 1⅛x1⅛x2¼	.95	.57
147	W27677A	8-8	100	① 1x1x2¼	.75	.45
163, 400, 402	W28068	12	200	① 1⅛x1⅛x2¼	.80	.48
160	W28468	8-12	350-475	④ 1⅜x5¼	2.25	1.35
164, 170, 171	W29097B	8-8-8	450-450-250	④ 1⅜x5¼	2.15	1.29
169	W29150B	6-7-8	450-450-25	④ 1⅜x4¾	1.80	1.08
166, 172	W29264A	16-16-8	125-100-20	⑦ 1⅜x3¼	2.00	1.20
174	W29804A	8-16-16	150	④ 1⅜x5¼	1.85	1.11
102, 103	W29808	12	300	② 1⅜x2¾	.95	.57
129, 134, 135 137, 141, 150 158	B30017	4-8	450	④ 1⅜x4¼	1.30	.78
129-1, 130-1, 132, 136-1, 157	B30018	8-8	450	② 1⅜x5¼	1.40	.84
175	W30059A	8-8-8	450-250-450	④ 1⅜x6 9/16	1.95	1.17
173, 173-5	W30124	16-16-8	100-125-125	⑦ 1⅜x4¼	1.85	1.11
103	W30419	8-8	20-250	⑦ 1x3 3/16	1.00	.60
182	W30962	8-25	125	① 1⅛x1⅛x3½	1.45	.87
	(Same as United Motors condenser part A-443341 for Model 4052)					
175	W32374	8-8-8	450-250-450	④ 1⅜x6 9/16	1.95	1.17
		(Same as Crosley W-30059A)				
555, 915, 1055, 1155, 6615, 6625	W36057	40	350	⑧ 1⅜x4½	2.20	1.32
	(Standard Aerovox Type PG350-40)					
555, 715, 725 855, 865, 915, 955, 1055, 6625	W36055	30	500	⑧ 1½x4½	2.05	1.23
	(Standard Aerovox Type PG500-30)					
ERLA	2272	8-20	150	① 1⅝x1 3/16x2½	1.20	.72
	9442	4-10x7-7	150	① 1⅝x1 1/16x3 3/16	2.00	1.20
	9982	8-20-8	150	① 1¼x1⅜x2⅝	1.65	.99

EMERSON Chassis No.	Part No.	Cap. Mfd.	D.C. Work. Voltage	Size— Inches	List Price	Net Price
20A, 25, 25A G4	HC-31	4-4	200	① 1x1x2⅝	$0.90	$0.54
20A, 25, 25A G4	HC-32	5-5	35	① ⅞x1x1⅞	.75	.45
250 H5	KC-55	8-8	200	① 1x1½x3	1.15	.69
32 U5S	GGC-137	8-16x5-5	150-25	① 1x1¾x4	2.05	1.23
19 UV4	KKC-143	12-8	150	① 1 1/16x1⅝x2⅝	1.25	.75
31B5 UV5	UUC-179	12-8x5-5	150-25	① 1x1⅝x4	1.95	1.17
U6B	2CC-194	8-16	150	② ¾x2⅞x3½	1.45	.87
106 U6B	2CC-222	12-12	150	② ¾x2½x3½	1.75	1.05
38 U6D-U6	GCC-125C	4-8-16	150	④ 1⅜x3¼	1.90	1.14

Type Container—① Cardboard Box; ② Rectangular Can; ③ Universal Can; ④ Inverted Can; ⑤ Inverted Can (Wet); ⑥ Cartridge; ⑦ Inverted Can (Insulated Cover); ⑧ Cardboard Tube; ⑨ Cardboard Tube (Spade Lug Mounting); (10) Metal Can; (11) Round Can Special.

Copyright by U. C. P., Inc.

AEROVOX EXACT DUPLICATE *Replacement* CONDENSERS

During the present emergency, we reserve the right to make mechanical changes without notice in order to produce equally suitable substitutes whenever and wherever necessary. Also, prices subject to change without notice.

EMERSON—Continued

Chassis No.		Part No.	Cap. Mfd.	D.C. Work. Voltage	Size—Inches	List Price	Net Price
409, 410. 411 (Mickey Mouse)	U4B	2WC-239	8-5x5	150-25	① 1¼x ¾x2⅜	$1.45	$0.87
Mod. 45	6BD	EEC-129	8-8-4	150	⑥ 1⅜x4¼	1.50	.90
107	U6F	2LC-224	16-4-8	150	④ 1 3/16x4	1.85	1.11
965		ZC-123	6-10	350	① 1⅛x1 7/16x2 7/16	1.40	.84
BA-199		4DC-345	16-16	150	⑥ 1x3½	1.40	.84
375	W6	TC-89	4x12x16	150	① 1x1½x3	1.70	1.02
36		TTC-159	6-8-12	450-450-25	④ 1½x4½	2.25	1.35
	AX-211	4HC-348B	20-20	150	⑥ ⅞x2¼	1.15	.69

FADA

Model of Set	Part No.	Cap. Mfd	D.C. Work. Voltage	Size—Inches	List Price	Net Price
RN	4-1362-MS	8-16	200	⑨ 1⅜x3¼	$1.45	$0.87
	4-1380-MS	8-8	250	⑨ 1 x4⅜	1.20	.72
RU	4-1450-MS	8-8-16	250-150-250	④ 1⅜x4¾	1.95	1.17
	4-1451-MS	8	150	④ 1⅜x3¼	.65	.39

GALVIN (See Motorola)

G. E. and RCA-VICTOR

GE Mods.	RCA Models	Part No.	Cap. Mfd.	D.C. Work. Voltage	Size—Inches	List Price	Net Price
K40 K40A	R27, R17M, R18W, M105, 330, 331	3536 (new) 66140-2(old)	5-5	35	⑥ ⅞x2 9/16	.75	.45
K40A	R27, R17, R18W	3538 (new) 66140 (old)	4-4	200	⑥ 15/16x3⅛	.95	.57
K60, K65, K63	R37, R38, R37P, R38P, 120	6487 (new) 66155 (old)	4-4-10-4	300-300-150-25	① 1½x1½x3¾	2.05	1.23
B52	M34, M105	6492 (new) 66140-4 (old)	3.6-1	100-200	⑥ ⅞x2 9/16	.80	.48
L50	R22	6511 (new) 66160-2 (old)	8-4-10	150-100-25	① 1 1/16x1⅛x3¾	1.30	.78
L50	R22	6518 (new) 66160 (old)	8-8	250-175	① 1⅛x1 7/16x3⅝	1.15	.69
K40A	R18W	6535	4-4	150-300	④ 1x3½	.90	.54
K78 K79	330 331	6555 (new) 66143-2 (old)	10-4	300-150	① 1⅛x1 9/16x3 11/16	1.20	.72
K66, K66N	220 222	6691 (new) 66189-2 (old)	8-4-4-4	350-150-300-25	① 1½x1⅝x3¾	2.05	1.23
L53	114	6783 (new) 66171-1 (old)	8x8x8 -4-8-10	200-200-250-25	① 1⅛x2⅝x3¾	3.60	2.16
K52, K53, K58	R28, R28P, R28BW, RE40, RE40P, T5-2, 110, 111, 115, 117, 118, 119, 128, 128E, 210, 211, 224E, 226, 310	7589 (new) 66143 (old)	4-4	150-450	① 1x1½x3¾	1.05	.63
	C6-2, C7-6 C8-15, C8-17, C9-4, C9-6, C11-1, C13-2, C15-3, D7-7, D9-19, D11-2, D22-1, T5-1, T6-9, T7-5, T8-14, T8-16, T9-9	5512(new) 68597-3(old)	20 (Standard Aerovox Type PG350-20)	350	⑥ 1⅜x3½	1.70	1.02

G. E. and RCA VICTOR—Continued

GE Mods.	RCA Models	Part No.	Cap. Mfd.	D.C. Work. Voltage	Size—Inches	List Price	Net Price
	C6-2, C8-15, C8-17, C9-4, C9-6, D7-7 D9-19, T6-1 T6-9, T7-5, T8-14, T8-16, T9-9	11240(new) 68597-5(old)	12 (Standard Aerovox Type PG500-12)	500	⑥ 1⅜x3½	$1.40	.84
	C11-1, C13-2, C14-3, D11-2, D22-1	11203(new) 68597-6(old)	12 (Standard Aerovox Type PG500-12)	500	⑥ 1⅜x3½	1.40	.84
		66122-2	4-4	250	① 1 1/16x1 1/16x2⅜	.90	.54

GENERAL ELECTRIC (See also G. E. and RCA-VICTOR)

Model of Set	Part No.	Cap. Mfd.	D.C. Work Voltage	Size—Inches	List Price	Net Price
F63-F65	K12J6	12-8	450	⑨ 1⅜x4½	1.55	.93
A63-A65	RC507	4-8x4	25-25x450	① 1⅛x1 3/16x2⅝	1.15	.69

GENERAL MOTORS

	1203346	4-4	450	⑥ 1⅜x5 5/16	1.40	.84

GRUNOW

501, 550 Chassis 5B	27151	4-8-20-4	25-150-150-150	① 1⅝x2 7/16x1 15/16	2.20	1.32
625	34119-6	5-5x10-10	50-350	① 1x2⅝x3⅛	2.35	1.41
	30326	8-8-12	350-350-25	① 1⅝x1⅝x2⅝	1.80	1.08

INTERNATIONAL

	A-407	4-4	150	① ¾x1x3	.85	.51
ES19, ES20, ES25, ES30, 60, 65, 80, 85	A-412	8-30	150	① ¾x1⅞x3½	1.55	.93
40, 41 42, 46	A-421	3.5-3.5-3.5	150-150-25	① ⅝x1¼x2¾	1.30	.78
Kadette A and B (A-430) (A-428)	A-424	4-10-10	150	① 1 x1¼x3⅜	1.65	.99
	A-426	2-7	100	① ⅝x1 7/16x2¼	.95	.57
	A-427	3.5-3.5-3.5	100-100-25	① ⅝x1¼x2¼	1.20	.72
A and B	A-425	10-10-4	150	① 1¼x ⅞x2¼	1.55	.93
66 66X	A-422 (old) A-443(new)	8-30	150	⑥ 1⅜x3¾	1.15	.69
Kadette A and B A-424 A-428	A-430	4-10-10	150	① 1 x1¼x3⅜	1.65	.99

LE WOL

LW4		25-10	150	(10) 1x2x3¼	1.40	.84
		4-4-4	150	(10) 1 7/16x1¼x3½	1.30	.78

MAJESTIC

151, 153, 154, 155, 156, 251, 253, 254	5414	8	450	① 1¼x1⅝x4⅛	.80	.48
201, 203, 204	6277	8-4-4	450	⑨ 1 9/16x2 9/16x4½	2.00	1.20
11	6433	4-8	450	⑨ 1⅞x1 7/16x4 9/16	1.25	.75
56, 57, 58	6501	8-8	450	⑨ 1x3¼x4	1.40	.84
291, 293 294	7173	8	450	① ⅞x1⅜x4 1/16	.80	.48
291, 293 294	7278	7-10	150-6	① 1⅛x1¼x2¼	1.00	.60

Type Container—① Cardboard Box; ② Rectangular Can; ③ Universal Can; ④ Inverted Can; ⑤ Inverted Can (Wet); ⑥ Cartridge; ⑦ Inverted Can (Insulated Cover); ⑧ Cardboard Tube; ⑨ Cardboard Tube (Spade Lug Mounting); (10) Metal Can; (11) Round Can Special.

Copyright by U. C. P., Inc.

AEROVOX EXACT DUPLICATE *Replacement* CONDENSERS

During the present emergency, we reserve the right to make mechanical changes without notice in order to produce equally suitable substitutes whenever and wherever necessary. Also, prices subject to change without notice.

Model of Set	Part No.	Cap. Mfd.	D.C. Work Voltage	Size—Inches	List Price	Net Price
MAJESTIC—Continued						
324	7402	10	6	⑥ 5/8x2¼	$0.45	$0.27
303, 304, 307, 324	7489	16	450	① 1⅛x1 9/16x4⅛	1.15	.69
311, 314, 315	7824	8-16	300-450	① 1½x1¾x4⅛	1.55	.93
324, 344, 363	7988	7	150	① 1 1/16x1 1/16x2⅜	.60	.36
311, 314, 315, 331, 336-77, 344, 363, 393	8118	20	30	① 1 1/16x1 1/16x2⅜	.60	.36
Chassis 114 Auto	8286	5	6	⑥ 5/8x2¼	.45	.27
15, 153, 154, 155, 156	8385	8-8	450	③ 1 9/16x2⅛x4⅛	1.40	.84
77, 331, 336	8721	16	450	⑥ 1 3/8x3½	1.25	.75
331, 336-77, 344, 393,	8722	8	450	④ 1⅜x3½	.85	.51
381	8755	4-8	450	① 1 5/16x1⅜x4 5/8	1.25	.75
381	8774	10	25	⑥ 5/8x2¼	.45	.27
344, 363	9019	10	25	① 1 1/16x1 1/16x2⅜	.45	.27
371 373	9219	8-8	450	① 1 7/16x1 9/16x4⅛	1.35	.81
411, 411A, 413, 413A	9661	8-10-16	150-25-150	① 1½x1½x4	1.80	1.08
66X Chassis 116A Auto	9979	8-8	350	① 1 9/16x1 5/16x3¼	1.40	.84
118	10369	8-8	400	① 1 9/16x1 9/16x3¼	1.35	.81
40, 49, 194 Chassis 440	10536	10-4-6	25-300-350	① 1¼x1 5/16x4 7/16	1.70	1.02
55, 59, 75 195, 560, 556 Chassis 500	10827	10-8-8	25-350-350	① 1 13/32x1 5/32x5 1/32	1.85	1.11
77, 331, 336, Chassis 330	8721 (Standard Aerovox Type G450-16)	16	450	⑥ 1⅜x4¼	1.90	1.14
MONTGOMERY WARD (Air Line Radio)						
62-96,	80944-A (old)	4-12-16	150	① 1⅜x1⅜x2¾	1.65	.99
62-98	80944-E (new)	4-12-16	150	① 1¾x1 7/16x3	1.65	.99
(Same as Wells Gardner condenser for Model 05A, 05B, 05AA, 05BA)						
MOTOROLA (Galvin)						
100	1388	8-8x25	350x25	① 1 9/16x1 9/16x2⅜	2.00	1.20
75 (Early	1465	6-6	350	① 1x1½x2¾	1.15	.69
75 (Later)	1468	6-4x6	200x12	① 1x1½x2¾	1.40	.84
34	34	3-6-10	200-200-12.5	① 1x1¼x4 3/16	1.40	.84
34	8426	4-8x5	350x200	① 1 15/16x1 15/16x2½	1.70	1.02
44	8123	8-12	200	① 1¼x2¼x2⅜	1.25	.75
44, 66, 77A	4-8200	4-8	200	① 1⅛x1¾x2¼	1.05	.63
57 (Early)	1424	2-4	250	① 2x1⅛x1 3/16	1.10	.66
57 (Later)	1540	3-5x6	200x25	① 1⅛x1¼x1⅞	1.35	.81
Dual 6 & Dual 8	8825	8-8-25	350-350-25	① 2x2x2½	1.75	1.05
9-A, 6-2, 8-1, 10-1, 12-1	14-H37275	16-2-2-25	450-450-450-25	⑥ 1½x4½	2.30	1.38
PILOT						
63	71106TJ	8-8x2-2	475x475	① 1¾x2¼x3¼	3.45	2.07
PEERLESS	E250	12-16-10	100	① 1⅛x2x3	1.70	1.02
RADIO KEG		5-8-12	25-150-150	① 1x1½x3	1.55	.93
RCA. (See G. E. and RCA-VICTOR)						
SILVERTONE						
7110	148	10-10x8-14	25x150	⑥ 1⅜x4½	1.95	1.17
SIMPLEX						
PR		4-4 (Standard Aerovox Type PBM450-4-4)	450	① 1⅛x1 9/16x4⅛	1.45	.87
Model V		4-20	150	① 1x1x4 3/16	1.40	.84
Model 4Z		15-8x5-5	150x25	① 1x1x4½	1.90	1.14

Model of Set	Part No.	Cap. Mfd.	D.C. Work Voltage	Size—Inches	List Price	Net Price
STEWART WARNER						
10-20	81698	5-5	25	① ¾x¾x1½	$.75	$.45
R-115, R-116	81959	4-13-7	150	① 3⅛x1 3/8x1⅛	1.65	.99
R-112	83111	8-8-5-5	250-250-25-25	① 1¼x1½x3½	1.95	1.17
	83394	12	150	① 1 1/16x1 1/16x2⅜	.65	.39
	85430	16 (Standard Aerovox Type PG350-16)	350	⑥ 1⅜x3½	1.35	.81
	85431 85792 85793	16 (Standard Aerovox Type PG500-16)	500	⑥ 1⅜x3½	1.65	.99
	83962	10-5	25-350	① 11/16x1 1/16x2⅜	1.35	.81
SPARTON						
71, 71B, 72-78	A-9754	8-8 (Standard Aerovox Type 2G450-8-8)	450	④ 1⅜x4¼	1.95	1.17
	A-9308	20	25	① 13/16x 13/16x2¼	.55	.33
65, 65T, 66, 66T, 506	A-11093-1	5-25-5 (Same as Belmont for Model 425)	200	① ⅞x2⅜x2½	1.95	1.17
UNITED MOTORS (Delco)						
	4038	10-10	300	① 1⅜x1⅜x2 9/16	1.55	.93
4052	A-443341 (Same as Crosley part W-30962 for Model 182)	8-25	125	① 1⅛x1⅛x3½	1.45	.87
982008 Oldsmobile 1936	R13183 (new) 1210514 (old)	8-8-12	250-250-20	① 1½x2x2¾	1.80	1.08
980509 (Buick 1936)	1210885	8-8x12x5	350x25x50	① 1x2¾x3	2.15	1.29
U. S. RADIO & TEL.						
Apex-5	6201 (Same as United Motors (Delco) for Model 4048)	4-4-12	200	① 1⅜x1⅜x2¾	1.65	.99
Apex (1001 Chassis) 10B-200 President	2719	8	300	① ¾x1⅜x4⅛	.75	.45
WARE						
S-76 (MB78)		4-4x4-8	450x450	① 1½x2x4⅛	2.50	1.50
WELLS-GARDNER						
05A, 05BA,	80944-A (old)	4-12-16	150	① 1⅜x1 3/8x2¾	1.85	1.11
05AA	80944-E (new) (Same as Montgomery Ward Air Line Models 62-96, 62-98)	4-12-16	150	① 1¾x1 7/16x3	1.85	1.11
	81042	16 (Standard Aerovox Type PG500-16)	500	⑥ 1⅜x3½	1.65	.99
	81043	20 (Standard Aerovox Type PG350-20)	350	⑥ 1⅜x3½	1.70	1.02
WEBSTER	S-3888	40	100	④ 1x4¼	.95	.57
WURLITZER (Lyric)						
SA-5	35-3715	8-8-10	450-450-25	④ 1⅜x5¼	1.80	1.08
C4-M4	37-3773	4-8x10	250-25	① ⅞x1⅜x4	1.50	.90
SU-5		12-16x10	150-25	① 1⅜x1 9/16x2⅝	1.70	1.02
ZENITH	22-125	8 (Standard Aerovox Type G450-8)	450	④ 1⅜x3¼	1.30	.78
	22-217	8-8 (Standard Aerovox Type 2G450-8-8)	450	④ 1⅜x4¼	1.95	1.17
	22-230	8-8 (Standard Aerovox Type 2E450-8-8)	450	③ 1⅜x4¼	1.95	1.17
	22-236	8-8-10	300-300-25	(11) 1⅜x2¾	1.70	1.02
	22-125 22-331	8 (Standard Aerovox Type PG500-8)	500	③ 1⅜x3½	1.15	.69
Chassis 5401, 4P26, 4T26 4P51, 4T51	22-407B	2-4-8	450	⑥ 1½x4⅜	1.95	1.17
Chassis 5903, 9S30, 9S54, 9S55	22-412C	2-4-16	475	⑥ 1 9/16x4¼	2.50	1.50
5639, 6D-219	22-560	35-16-10	150-150-25	⑥ 1⅝x4⅝	1.50	.90

Type Container—① Cardboard Box; ③ Rectangular Can; ④ Universal Can; ⑤ Inverted Can (Wet); ⑥ Cartridge; ⑦ Inverted Can (Insulated Cover); ⑧ Cardboard Tube; ⑨ Cardboard Tube (Spade Lug Mounting); (10) Metal Can; (11) Round Can Special.

Copyright by U. C. P., Inc.

AEROVOX *Interference Filters and Auto-Radio* CONDENSERS

During the present emergency, we reserve the right to make mechanical changes without notice in order to produce equally suitable substitutes whenever and wherever necessary. Also, prices subject to change without notice.

AEROVOX INTERFERENCE ANALYZER TYPE ANL-37

Plugs between interfering device and outlet. Selector switch adjusted until noise is eliminated or minimized. Dial indicates which type filter to use. Handsome. Sturdy metal cabinet. Compartment contains necessary test leads and attachment plugs and clips. Size 5½ x 5½ x 8 inches.

TYPE ANL-37
Dealers' and Servicemen's
Net Price $8.40

AEROVOX Type IN-23

Especially for elimination of interference caused by fractional horsepower motors. Mounting bracket for attaching to frame of motor. Flexible leads for connecting across motors such as in hairdriers, fans, mixers, etc. .5-.5 mfd. 1 x 2⅛ in.

TYPE IN-23
List Price $0.90....Net Price $0.54

AEROVOX Type IN-24

Designed for use in the most serious cases of radio interference from power lines and appliances. Provided with inductance as well as capacitance for thorough filtering action. Plugs into electric outlet. Radio set or interfering device plugs into receptacle of the filter. Especially desirable between device and line. Measures 4 x 2⅛ x 3⅛ in. 110-220v. A.C.

TYPE IN-24
List Price $5.70....Net Price $3.42

AEROVOX Type IN-27

Simple, inexpensive noise filter. Inserted between set and outlet when interference is slight. Also used with appliance causing low-intensity interference. Keeps troublesome noises out of house wiring and power line. Size 1⅜ x 1½ inches.

TYPE IN-27
List Price $0.80....Net Price $0.48

AEROVOX Type IN-28

Intended for cases where ground is considerable distance from point of application. Most efficient when mounted directly on interfering device by bracket. Size 1⅜ x 2 inches.

TYPE IN-28
List Price $1.15....Net Price $0.69

AEROVOX Type IN-29

Provides additional filtering action over IN-27 and IN-28. Especially effective for local sources of interference of variable character but strong intensity. Very effective for electric razor and other vibrating devices. Plugs between device and line. Size 1⅜ x 3 inches.

TYPE IN-29
List Price $0.90....Net Price $0.54

AEROVOX Type IN-30

Similar to IN-29 but with additional inductance. Handles more severe interference. Plugs between set and outlet, or preferably between noisy appliance and outlet. Size 1⅜ x 3 inches.

TYPE IN-30
List Price $1.50... Net Price $0.90

AEROVOX Type IN-31

Plugs in between attachment cord and electric outlet, either of set or preferably at appliance. Additional inductance for better filtering. Works best mounted by bracket directly on interfering appliance. Size 1¾ x 3 inches.

TYPE IN-31
List Price $1.80 Net Price $1.08

ANTENNA SUBSTITUTE

Plugs into outlet or light socket. Flexible lead connects with set antenna post. Provides good aerial substitute under average wiring conditions. Size 1⅜ x 2 inches.

TYPE ANT-32
List Price $1.20....Net Price $0.72

AUTO-RADIO CONDENSERS

Suppressor Condensers

Type 1120 — 1.0 Mfd.
List Price $0.90
Net Price ..... .54
Type 1140 — 0.5 Mfd.
List Price $0.60
Net Price ..... .36

Dual Section Suppressor Condenser

Type 1141 — .5-.5 Mfd.
List Price $0.90
Net Price ..... .54

MOTOROLA Replacement Condenser

For Models 65 and 70
(Part No. 3321)

(2) Type 1466 — .0008 Mfd.
2500v. D.C. Test

List Price $0.60
Net Price ..... .36

SUPPRESSOR CONDENSERS FOR FORD AUTO RADIOS

Type 1144-Cap. .5 Mfd.
List Price $0.60
Net Price ..... .36

FOR 1936 MODELS
Type 1150-Cap. .5 Mfd.
List Price $0.60
Net Price ..... .36

OIL-IMPREGNATED OIL-FILLED TUBULAR CONDENSERS

2000v. D.C. Working

Type 2089 oil-impregnated, oil-filled tubular condensers completely sealed from moisture or oil leakage and are ideal for vibrator applications, coupling condensers and transmitters, or high-voltage amplifiers and test equipment. All 2089 units are housed in a brass cadmium-plated can electrically insulated by special varnished-paper jacket. Ends of jacket spun over can rim eliminate possibility of shorts if leads are bent close to unit. Provided with mounting strap for additional connection.

Type No.	Cap Mfd.	Size-Ins. D.	Size-Ins. L.	List Price	Net Price
2089	.0075	13/16	1 13/16	$.90	$.54
2089	.01	13/16	1 13/16	.90	.54
2089	.015	13/16	2 3/16	.90	.54
2089	.02	13/16	2 3/16	.90	.54
2089	.03	13/16	2 9/16	.95	.57
2089	.04	13/16	2 9/16	.95	.57
2089	.05	13/16	2 9/16	1.00	.60

Oil-Impregnated Metal-Case VIBRATOR CONDENSERS

Type 1130 — One Lead Cap.	Cap.	Type 1131- Two Leads Cap.
.007 Mfd.		.007 Mfd.
.01 Mfd.	.05 Mfd.	.01 Mfd.
.02 Mfd.	.06 Mfd.	.02 Mfd.
.03 Mfd.	.07 Mfd.	

Any Capacity, Each
List Price $0.55....Net Price $0:33

Oil-Impregnated Vibrator Condensers

Type	Cap.	List Price	Net Price
1135	.01	$0.75	$0.45
1135	.5	.80	.48

Tubular Paper Vibrator Condensers

Type 1684 — 1600 V.D.C.W.

Cap. Mfd.	List Price	Net Price	Cap. Mfd.	List Price	Net Price
.005	$.45	$.27	.03	$.50	$.30
.007	.45	.27	.04	.50	.30
.01	.45	.27	.05	.55	.33
.02	.45	.27			

Oil-Impregnated Tubular Vibrator Condensers

Hermetically sealed oil condenser in metal tubes, with an outer cardboard tube as an insulating cover.

Type 1686 — 1600 V.D.C.W.

.005	$.55	$.33	.01	$.75	$.45
.006	.55	.33	.02	.75	.45
.007	.70	.42	.05	.80	.48
.008	.75	.45			

Gas-Gauge Filter Condenser

Type 1143-G
.05 mfd.
List Price $0.60
Net Price ..... .36

"Hash" Condenser

Type 1122-Cap. .5 Mfd.
List $0.50....Net $0.30

Dome Light Filter Condenser

TYPE 1180

List Price $1.00
Net Price ..... .60

Oil-Gauge Filter Condenser

Type 1142-O
.25 mfd.
List Price $0.60
Net Price ..... .36

Ammeter Condensers

Type	Cap.	List Price	Net Price
1160	.5	$0.55	$0.33

Copyright by U. C. P., Inc.

AEROVOX *Paper and Mica* CONDENSERS

During the present emergency, we reserve the right to make mechanical changes without notice in order to produce equally suitable substitutes whenever and wherever necessary. Also, prices subject to change without notice.

TUBULAR PAPER CONDENSERS

Aerovox cartridge condensers are especially desirable for use where high grade units are required at low cost. They are compact, non-inductively wound and sealed in wax impregnated paper tubes with wax filled ends for longer life and protection against moisture.

Types and D.C.W. Voltages

Cap. Mfd.	484-400 List Price	484-400 Net Price	684-600 List Price	684-600 Net Price
.001	.....	.....	$0.20	$0.12
.002	.....	.....	.20	.12
.003	.....	.....	.20	.12
.004	.....	.....	.20	.12
.005	.....	.....	.20	.12
.006	.....	.....	.20	.12
.01	$0.20	$0.12	.20	.12
015	.....	.....	.20	.12
.02	.20	.12	.20	.12
.03	.20	.12	.25	.15
.04	.20	.12	.25	.15
.05	.20	.12	.25	.15
.06	.25	.15	.30	.18
.1	.25	.15	.30	.18
.25	.30	.18	.45	.27
.5	.45	.27	.60	.36
1.0	.60	.36	.....	.....
	1084-1000		**1684-1600**	
.001	$0.25	$0.15	.....	.....
.002	.25	.15	.....	.....
.003	.25	.15	.....	.....
.004	.25	.15	$0.45	$0.27
.005	.25	.15	.....	.....
.006	.25	.15	.....	.....
.007	.....	.....	.45	.27
.01	.40	.24	.45	.27
.02	.40	.24	.45	.27
.03	.....	.....	.50	.30
.04	.....	.....	.50	.30
.05	.45	.27	.55	.33
.1	.60	.30	.....	.....

STAMPED METAL CASE PAPER CONDENSERS

200 Volts D.C. Working

Type	Cap. Mfds.	List Price	Net Price
260	.05	$0.60	$0.36
260	.1	.70	.42
260	.25	.85	.51
260	.5	1.00	.60
260	.1-.1	.90	.54
260	.25-.25	1.15	.69
260	.1-.1-.1	1.20	.72
261	1.0	1.30	.78
261	.5-.5	1.40	.84
261	.25-.25-.25	1.50	.90

400 Volts D.C. Working

460	.05	$0.70	$0.42
460	.1	.80	.48
460	.25	.90	.54
460	.5	1.15	.69
460	.1-.1	1.00	.60
460	.1-.1-.1	1.30	.78
461	.25	.90	.54
461	1.0	1.50	.90
461	.25-.25	1.20	.72
461	.5-.5	1.50	.90
461	.25-.25-.25	1.60	.96

UNCASED PAPER CONDENSERS

Non-inductively wound high grade uncased sections, neatly shaped and wrapped in black varnish paper with ends sealed with pitch and provided with insulated wire leads, eight inches long. Designed for replacement use in filter block repair work.

TYPE UC200-200 V.D.C.W.

Cap. Mfd.	Size-Ins. L. x W. x D.	List Price	Net Price
.1	2 x 3/4 x 1/4	$0.40	$0.24
.25	2 x 1 x 5/16	.40	.24
.5	2 x 1 x 1/2	.50	.30
1.0	2 x 1 3/8 x 11/16	.75	.45

TYPE UC400-400 V.D.C.W.

.1	2 x 7/8 x 1/4	$0.45	$0.27
.25	2 x 1 x 3/8	.50	.30
.5	2 x 1 5/16 x 9/16	.60	.36
1.0	2 x 1 7/8 x 11/16	.90	.54
2.0	3 1/4 x 1 7/8 x 7/8	1.40	.84
4.0	4 3/8 x 1 7/8 x 1 1/8	2.40	1.44

TYPE UC600-600 V.D.C.W.

.25	2 x 1 1/8 x 9/16	$0.60	$0.36
.5	2 x 1 9/16 x 13/16	.75	.45
1.0	3 1/4 x 1 7/8 x 11/16	1.10	.66
2.0	3 1/4 x 1 7/8 x 1 3/16	1.65	.99
4.0	4 3/8 x 1 7/8 x 1 7/8	3.25	1.95

TYPE UC1000-1000 V.D.C.W.

.5	4 3/8 x 1 7/8 x 11/16	$1.20	$0.72
1.0	4 3/8 x 1 7/8 x 1	1.80	1.08
2.0	4 3/8 x 2 1/4 x 1 7/8	3.00	1.80

DRAWN-CASE OIL FILLED CONDENSERS

TYPE 30

For applications requiring a compact superior-grade oil-impregnated, oil-filled capacitor. Non-inductive paper sections encased in a one-piece drawn metal case with soldered bottom plate for hermetic seal. Absolutely immersion-proof terminal assembly. Meets severe operating conditions encountered in aircraft, police, broadcast, p.a., and other types of communications equipment.

TYPE 430-400 V.D.C.W.

Cap. Mfds.	L x W x H	List Price	Net Price
.1	1 13/16 x 15/16 x 13/16	$2.05	$1.23
.25	1 13/16 x 15/16 x 13/16	2.10	1.26
.5	1 13/16 x 15/16 x 7/8	2.30	1.38
1.0	2 1/16 x 1 13/16 x 15/16	2.55	1.53
2.0	2 x 2 x 1 3/16	3.30	1.98
.1-.1	1 13/16 x 15/16 x 13/16	2.55	1.53
.25-.25	1 13/16 x 1 13/16 x 15/16	2.60	1.56
.5-.5	2 1/16 x 1 13/16 x 15/16	2.95	1.77

TYPE 630-600 V.D.C.W.

.1	1 13/16 x 15/16 x 13/16	2.10	1.26
.25	1 13/16 x 15/16 x 15/16	2.20	1.32
.5	2 1/16 x 1 13/16 x 7/8	2.35	1.41
1.0	2 x 2 x 1 1/16	2.70	1.62
.1-.1	1 13/16 x 15/16 x 13/16	2.65	1.59
.25-.25	2 x 2 x 1 1/16	2.70	1.62
.5-.5	2 x 2 1/16 x 1 1/16	3.10	1.86

Other capacities and voltages available on special order.

A snappy, informative, practical engineering paper, issued monthly, the AEROVOX RESEARCH WORKER is free to servicemen, engineers, hams, and other interested radio workers. Ask your AEROVOX Jobber how you may subscribe, or write direct.

MICA CONDENSERS

Wide choice of designs, sizes, mountings, terminals offer the correct Aerovox unit for every application, as listed. Units built of selected mica and foil; molded bakelite casing impervious to moisture, heat, mechanical damage. Micrometer test for mica thickness maintains capacity values for long life. Capacity values indicated on units.

Type 1467

Compact, size 3/4 x 3/4 in. square, provided with wire leads. Test volts 1000. *600v. D.C. test.

Cap. Mfd.	List Price	Net Price	Cap. Mfd.	List Price	Net Price
.0005	$0.25	$0.15	.003	$0.50	$0.30
.00075	.25	.15	.004*	.55	.33
.001	.30	.18	.005*	.60	.36
.0015	.30	.18	.006*	.75	.45
.002	.40	.24	.008*	.80	.48
.0025	.45	.27	.01*	.90	.54

MIDGET MICA CONDENSERS

Type 1468 With Wire Leads

Midget size 3/32 x 3/16 in. provided with wire leads. Test volts 1000.

Cap. Mfd.	List Price	Net Price	Cap. Mfd.	List Price	Net Price
.000001	$0.20	$0.12	.00015	$0.20	$0.12
.000005	.20	.12	.0002	.20	.12
.00001	.20	.12	.00025	.25	.15
.000025	.20	.12	.0003	.25	.15
.00004	.20	.12	.00035	.25	.15
.00005	.20	.12	.0004	.25	.15
.00007	.20	.12	.0005	.25	.15
.000075	.20	.12	.00075	.25	.15
.0001	.20	.12	.001	.30	.18

Type 1450

High voltage. 1,000 volts D.C. test. *600v. D.C. test. Size 1 1/4 x 1 1/4 in.

Cap. Mfd.	List Price	Net Price	Cap. Mfd.	List Price	Net Price
.00005	$0.45	$0.27	.0025	$0.60	$0.36
.00007	.45	.27	.003	.70	.42
.000075	.45	.27	.004	.70	.42
.0001	.45	.27	.005	.70	.42
.00015	.45	.27	.006	.80	.48
.0002	.45	.27	.008	.90	.54
.00025	.45	.27	.01	1.00	.60
.0003	.45	.27	.015*	1.35	.81
.00035	.45	.27	.02*	1.45	.87
.0004	.45	.27	.025*	1.75	1.05
.0005	.45	.27	.03*	2.05	1.23
.001	.50	.30	.04*	2.65	1.59
.0015	.55	.33	.05*	3.30	1.98
.002	.55	.33			

Type 1460

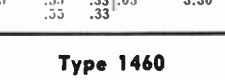

Popular type mica condenser. Size 1 5/8 x 5/8 in. Two soldering lug terminals. Test volts 1000. *600v. D.C. test.

Cap. Mfd.	List Price	Net Price	Cap. Mfd.	List Price	Net Price
.000025	$0.25	$0.15	.0005	$0.25	$0.15
.00004	.20	.12	.00075	.25	.15
.00005	.20	.12	.001	.30	.18
.00007	.20	.12	.0015	.30	.18
.000075	.20	.12	.002	.40	.24
.0001	.20	.12	.0025	.45	.27
.00015	.20	.12	.003	.50	.30
.0002	.20	.12	.001*	.55	.33
.00025	.25	.15	.005*	.60	.36
.0003	.25	.15	.006*	.75	.45
.00035	.25	.15	.008*	.80	.48
.0004	.25	.15	.01*	.90	.54

SILVER MICA CONDENSERS

Type 1464

For most critical applications where precise capacity values must be attained and maintained, AEROVOX silvered mica units are generally available. Encased in red molded XM bakelite. Similar in external appearance to standard bakelite molded mica units.

Unique construction. Only plus .0022 per degree F.—a remarkably low temperature coefficient. Excellent retrace characteristics. Practically no capacity drift with time. Exceptionally high "Q". Mechanically protected against physical damage and changes in electrical characteristics due to varying atmospheric conditions. Wax impregnated externally. Ideal for use in circuits where inductance and capacity product must remain constant under all operating conditions. Specifically designed for use in push-button tuning where accuracy and stability are of prime importance.

Standard tolerance ±5%. For ±20% deduct 10% from price. For ±10% deduct 5%. For ±3% add 10%. For ±2% add 15%. For ±1% add 25%.

TYPE 1464—1000v. D.C. TEST

Size 3/4 x 3/4 in. square. Provided with wire leads. *600v. D.C. test.

Cap. Mfd.	List Price	Net Price	Cap. Mfd.	List Price	Net Price
.00075	$1.20	$0.72	.002	$1.80	$1.08
.0008	1.20	.72	.0025	2.40	1.44
.0009	1.35	.81	.003*	2.70	1.62
.001	1.50	.90	.004*	2.85	1.71
.0015	1.80	1.08	.005*	3.00	1.80

TYPE 1469—1000v. D.C. TEST

Size 3/4 x 3/4 in. Provided with wire leads.

.000005	$0.60	$0.36	.00015	$0.60	$0.36
.00001	.50	.30	.0002	.60	.36
.000025	.50	.30	.00025	.60	.36
.00004	.50	.30	.0003	.90	.54
.00005	.50	.30	.00035	.90	.54
.00007	.50	.30	.0004	.90	.54
.000075	.50	.30	.0005	.90	.54
.0001	.50	.30			

TYPE 1479—1000v. D.C. TEST

Size 7/16 x 7/16 in. Provided with wire leads.

.0001	$0.50	$0.30	.0005	$0.90	$0.54
.00015	.60	.36	.0007	1.20	.72
.0002	.60	.36	.00075	1.20	.72
.00025	.60	.36	.0008	1.20	.72
.0003	.90	.54	.0009	1.35	.81
.00035	.90	.54	.001	1.50	.90
0004	.90	.54			

Copyright by U. C. P., Inc.

AEROVOX *Transmitting* CONDENSERS *and* RESISTORS

During the present emergency, we reserve the right to make mechanical changes without notice in order to produce equally suitable substitutes whenever and wherever necessary. Also, prices subject to change without notice.

AEROVOX "HYVOL" TELEVISION CONDENSERS

OIL-IMPREGNATED OIL-FILLED

"12" Series

Careful checking of operating conditions for television receivers already in use has created a wholesome respect for high voltages, peaks, surges and general strain on condensers in such assemblies. To meet such requirements, AEROVOX has developed this high-voltage oil-filled paper condenser. Type 12 design includes new high-voltage molded cover, eliminating leakage and flashover. Oil-impregnated oil-filled paper section fully insulated from can. Generous specifications—more paper dielectric than usually considered necessary.

Type 2012-2000v. D.C.W.

Cap. Mfds.	Size-Ins. Dia.-Hgt.	List Price	Net Price
1.0	2¼ x 3¾	$6.00	$3.60
2.0	2¼ x 5¼	10.20	6.12

Type 3012-3000v. D.C.W.

.05	2¼ x 2¼	$6.80	$4.08
.1	2¼ x 2¼	7.50	4.50
.25	2¼ x 3¼	9.00	5.40
.5	2¼ x 3¾	10.80	6.48
1.0	2¼ x 5¼	14.40	8.64

Type 4012-4000v. D.C.W.

.05	2¼ x 2¾	$9.00	$5.40
.1	2¼ x 3¾	9.90	5.94
.25	2¼ x 5¼	10.80	6.48

Type 6012-6000v. D.C.W.

.03	2¼ x 2¾	$9.60	$5.76
.05	2¼ x 3¾	10.80	6.48
.1	2¼ x 4¾	12.00	7.20

Type 7512-7500v. D.C.W.

.01	2¼ x 3¼	$9.00	$5.40
.02	2¼ x 3¼	9.90	5.94
.03	2¼ x 3¾	10.80	6.48
.05	2¼ x 4¼	12.00	7.20
.1	2¼ x 4¾	15.00	9.00

"14" Series

Particularly applicable for use in high-voltage filter circuits such as cathode-ray tube power supplies, high-voltage by-pass circuits in transmitters and high-powered public address equipment. Type 14 units are made in the standard 1¾" diameter. Grounded can unit with single high-voltage insulator terminal. Offered in a choice of popular capacities. Generous specifications.

Grounded Can—Single Insulator

Type 3014-3000v. D.C.W.

Cap. Mfds.	Size-Ins. Dia.-Hgt.	List Price	Net Price
.01	1⅜ x 2¼	$5.55	$3.33
.05	1⅜ x 2¼	5.70	3.42
.1	1⅜ x 2¾	6.00	3.60

AEROVOX "HYVOL"

OIL-IMPREGNATED OIL-FILLED CONDENSERS

In Rectangular Metal Cans

"09" Series

With NEW Universal Adjustable Mounting Bracket

Selected paper section condensers filled and impregnated with "Hyvol," the new super-dielectric oil. Hermetically-sealed in sturdy welded-steel aluminum-finished can, leak-proof and seepage-proof. High tension pillar terminals fitted with lock-nuts and soldering lugs. Exceptionally compact dimensions for given capacity, working voltage — and safety factor due to use of "Hyvol." Intended for heavy-duty continuous service in transmitters, amplifiers, etc. Provided with the new universal adjustable mounting bracket for mounting any height above or below chassis platform.

Type 609-600v. D.C.W.

Cap. Mfds.	Size-Ins. L. W. D.	List Price	Net Price
.5	2⅛x1 15/16x1 1/16	$3.30	$1.98
1.0	2⅛x1 15/16x1 1/16	4.20	2.52
2.0	2⅞x1 15/16x1 1/16	5.10	3.06
3.0	3⅞x1 15/16x1 1/16	6.00	3.60
4.0	3¼x2½x1 5/16	6.60	3.96
5.0	4¾x1 15/16x1 1/16	7.50	4.50
6.0	4⅝x2½x1 5/16	8.10	4.86
8.0	3⅞x3¾x1¼	9.60	5.76
10.0	4⅝x3¾x1¼	10.80	6.48

Type 1009-1000v. D.C.W.

.1	2 x1 15/16x1 1/16	$3.00	$1.80
.25	2⅛x1 15/16x1 1/16	3.30	1.98
.5	2⅛x1 15/16x1 1/16	3.60	2.17
1.0	2⅛x1 15/16x1 1/16	4.50	2.70
2.0	3⅞x1 15/16x1 1/16	6.00	3.60
3.0	3½x2½x1 5/16	6.80	4.08
4.0	4⅝x2½x1 5/16	7.50	4.50
5.0	3⅞x3¾x1¼	9.00	5.40
6.0	4¾x3¾x1¼	9.90	5.94
8.0	4¾x3¾x1¼	10.80	6.48
10.0	4⅝x3¾x1¾	12.00	7.20
12.0	3⅞x3¾x2¼	13.20	7.92
15.0	4¾x3¾x2½	14.40	8.64

Type 1509-1500v. D.C.W.

.5	2⅞x1 15/16x1 1/16	$4.80	$2.88
1.0	4 x1 15/16x1 1/16	5.40	3.24
2.0	4⅛x2½x1 5/16	7.50	4.50
3.0	4¾x2½x1 5/16	9.00	5.40
4.0	4⅝x3¾x1¼	10.20	6.12
5.0	4¾x3¾x1¾	10.80	6.48
6.0	4¾x3¾x1¾	12.30	7.38
8.0	4¾x3¾x2½	15.00	9.00
10.0	4¾x3¾x3 5/16	18.00	10.80
12.0	4¾x3¾x3 5/16	19.80	11.88
15.0	4¾x3¾x4 9/16	21.60	12.96

Type 2009-2000v. D.C.W.

.1	2⅛x1 15/16x1 1/16	4.80	2.88
.25	2⅛x1 15/16x1 1/16	5.10	3.06
.5	2⅞x1 15/16x1 1/16	5.40	3.24
1.0	3⅜x2½x1 5/16	6.60	3.96
2.0	4 x3¾x1¼	7.80	4.68
3.0	4¾x3¾x1¼	9.60	5.76
4.0	3⅞x3¾x2¼	10.80	6.48
5.0	4¾x3¾x2¼	12.00	7.20
6.0	4¾x3¾x3 5/16	14.10	8.46
8.0	4¾x3¾x3 5/16	18.00	10.80
10.0	4¾x3¾x4 9/16	22.20	13.32
12.0	5⅜x3¾x4 9/16	24.00	14.40

Type 2509-2500v. D.C.W.

.5	3½x3¾x1¼	$8.40	$5.04
1.0	3¼x3¾x1¾	9.60	5.76
2.0	4⅝x3¾x1¾	15.60	9.36
4.0	4 x3¾x4 9/16	21.60	12.96
10.0	6⅜x3¾x4 9/16	54.00	32.40

Type 3009-3000v. D.C.W.

.1	2 x2½x1 5/16	$10.20	$6.12
.25	2½x2½x1 5/16	10.80	6.48
.5	3⅞x2½x1 5/16	12.00	7.20
1.0	3⅞x3¾x2¼	14.40	8.64
2.0	4⅛x3¾x3 5/16	18.00	10.80
4.0	4¾x3¾x4 9/16	26.40	15.84

Type 4009-4000v. D.C.W.

.1	2¾x3¾x2¼	$18.00	$10.80
.25	2¾x3¾x2¼	19.20	11.52
.5	3⅞x3¾x2¼	21.60	12.96
1.0	5⅛x3¾x2¼	26.40	15.84
2.0	5⅛x3¾x4 9/16	33.60	20.16
4.0	8 x3¾x4 9/16	48.00	28.80

Type 5009-5000v. D.C.W.

.5	4¼x3¾x2¼	$24.00	$14.40
1.0	4⅝x3¾x4 9/16	30.00	18.00
2.0	6¼x3¾x4 9/16	38.40	23.04

AEROVOX "HYVOL"

OIL-IMPREGNATED OIL-FILLED CONDENSERS

In Round Aluminum Cans

"05" Series

Pure linen paper dielectric, impregnated and filled with the new super-dielectric oil, "Hyvol." Convenient round can, provided with ring mounting. High-voltage pillar terminals. Hermetically sealed in leak-proof containers. Very conservative ratings for continuous operation, and therefore larger than the "10" Series inverted screw-mounting units.

Type 605-600v. D.C.W.

Cap. Mfds.	Size-Ins. Dia.-Hgt.	List Price	Net Price
1	2 x 2¾	$3.00	$1.80
2	2 x 2¾	3.90	2.34
4	2 x 3¾	5.40	3.24

Type 1005-1000v. D.C.W.

Cap. Mfds.	Size-Ins. Dia.-Hgt.	List Price	Net Price
1	2 x 4¼	$3.30	$1.98
2	2 x 4¾	4.50	2.70
4	2½ x 5¼	5.70	3.42

Type 1505-1500v. D.C.W.

1	2 x 5¼	$4.20	$2.52
2	2 x 5¼	5.70	3.42
4	2½ x 5¼	7.20	4.32

Type 2005-2000v. D.C.W.

1	2 x 4¾	$5.40	$3.24
2	2 x 5¼	6.00	3.60

Type 2505-2500v. D.C.W.

1	2 x 5¼	$7.20	$4.32
2	2½ x 5¼	12.00	7.20

Type 3005-3000v. D.C.W.

1	2½ x 5¼	$10.80	$6.48
2	3 x 5¼	13.20	7.92

AEROVOX "HYVOL"

OIL-IMPREGNATED OIL-FILLED CONDENSERS

In Round Aluminum Cans —Inverted Mounting

"10" Series

Designed for inverted screw mounting with can grounded. With insulating washer, can may be insulated from metal chassis if preferred. Extremely compact for use in crowded assemblies. Hermetically sealed. Leakage-proof. Used extensively in filter circuits of power supplies, high-gain, high-fidelity amplifiers, television circuits, transceivers, etc.

Type 610-600v. D.C.W.

Cap. Mfds.	Size-Ins. Dia.-Hgt.	List Price	Net Price
2	1½ x 3½	$3.30	$1.98
3	1½ x 4½	3.90	2.34
4	1½ x 5¼	4.50	2.70

Type 1010-1000v. D.C.W.

1	1½ x 2⅞	$3.00	$1.80
2	1½ x 4½	3.90	2.34

Type 1510-1500v. D.C.W.

.5	1½ x 2⅞	$3.60	$2.17
1	1½ x 4½	3.90	2.34

Hermetically-Sealed

Tubular Condensers

OIL-IMPREGNATED OIL-FILLED

Type 89

Genuine oil-impregnated oil-filled tubular condensers. Completely sealed from moisture or oil leakage. Ideal for vibrator applications, coupling condensers and transmitters, or high-voltage amplifiers and test equipment. In brass cadmium-plated can. Electrically insulated by special varnished-paper jacket. Ends spun over rim eliminate possibility of shorts if leads are bent close to unit. Provided with mounting strap for added connection.

Types and D.C.W. Voltages

Cap. Mfd.	489-400 List Price	489-400 Net Price	689-600 List Price	689-600 Net Price
.006	$0.70a	$0.42	$0.75a	$0.45
.0075	.70a	.42	.75a	.45
.01	.70a	.42	.75b	.45
.015	.70b	.42	.75c	.45
.02	.70b	.42	.75c	.45
.03	.75c	.45	.80c	.48
.04	.75c	.45	.80c	.48
.05	.75c	.45	.80d	.48
.1	.80d	.48	.90f	.54
.25	.90h	.54	1.05h	.63
.5	1.00k	.60		

Cap. Mfd.	1089-1000 List Price	1089-1000 Net Price	2089-2000 List Price	2089-2000 Net Price
.006	$0.80a	$0.48	$0.90e	$0.54
.0075	.80c	.48	.90e	.54
.01	.80c	.48	.90e	.54
.015	.80c	.48	.90f	.54
.02	.80c	.48	.90g	.54
.03	.85d	.51	.95g	.57
.04	.85d	.51	.95g	.57
.05	.90d	.54	1.00g	.60
.1	1.00f	.60		

Sizes—Type 89

a—½ x 1 7/16	f— 13/16 x 2 3/16
b—½ x 1 13/16	g— 13/16 x 2 9/16
c—13/16 x 1 13/16	h— 13/16 x 2 5/16
d—13/16 x 2 3/16	k—1 1/16 x 2 3/16
e—13/16 x 1 13/16	

Copyright by U. C. P., Inc.

AEROVOX Transmitting CONDENSERS and RESISTORS

During the present emergency, we reserve the right to make mechanical changes without notice in order to produce equally suitable substitutes whenever and wherever necessary. Also, prices subject to change without notice.

HIGH-VOLTAGE MOLDED MICA TRANSMITTING CONDENSERS

Type 1450
Size 1¼" x 1¼"

One of the most popular of the AEROVOX mica transmitting line. Intended for point-to-point wiring, being supported entirely by its soldered connections.

Type 1450
1000v. D.C. Test
*600v. D.C. Test

Cap. Mfd.	List Price	Net Price	Cap. Mfd.	List Price	Net Price
.0001	$0.45	$0.27	.002	$0.55	$0.33
.00015	.45	.27	.003	.70	.42
.0002	.45	.27	.004	.70	.42
.00025	.45	.27	.005	.70	.48
.0004	.45	.27	.006	.80	.60
.0005	.45	.27	.01	1.00	.60
.001	.50	.30	.02*	1.45	.87
			.05*	3.30	1.98

Types 1455-57
Size 1¼" x 1 13/32"

Types 1455-57, have insulated mounting holes, independent of soldering lugs, for connections. 1½" spacing between mounting hole centers. If 1 5/16" spacing is preferred specify Types 1445-47. Large meter-mounting brackets permitting use of this type of unit for shunting meter windings may be obtained at 45c added to list price. Specify by adding suffix (A) to type number. Small brackets are also available at 25c additional. Specify by suffix (E). Both brackets have universal slots for either mounting hole spacing.

Types & D.C. Test Voltages

	1455-1000		1456-2500		1457-5000	
Cap. Mfd.	List Price	Net Price	List Price	Net Price	List Price	Net Price
.00005	$0 60	$0.36	$0.85	$0.51	$1.10	$0.66
.0001	.60	.36	.85	.51	1.10	.66
.00025	.60	.36	.85	.51	1.30	.78
.0005	.60	.36	.85	.51	1.50	.90
.001	.60	.36	1.10	.66	1.80	1.08
.002	.70	.42	1.65	.99	2.70	1.62
.006	1.05	.63	2.10	1.26		
.01	1.40	.84	3.40	2.04		
.02	1.90	1.14				
.03	2.55	1.53				

Types 1650-54
Size 1 5/16" x 1 11/16"

Heaviest-duty molded bakelite mica condensers of the AEROVOX line. Provided with threaded holes taking the roundhead screw terminals. Also available with plain holes through which screws or rods may be slipped. Same price as 1650 series, but specify 1650A, etc. when latter is desired.

Types and D.C. Voltages

	1650	1651	1652	1653	1654
	1000	2500	5000	7500	10000
Cap. Mfd.	(Light-face .. List price) (Bold-face . Net price)				
.00005	$0.75	$0.85	$1.10	$2.00	$2.30
	.45	.51	.66	1.20	1.38
.0001	.75	.85	1.10	2.35	2.90
	.45	.51	.66	1.41	1.74
.00015	.75	.85	1.15	2.55	3.20
	.45	.51	.69	1.53	1.92
.0002	.75	.85	1.20	2.70	4.05
	.45	.51	.72	1.62	2.43
.00025	.75	.85	1.30	3.00	4.45
	.45	.51	.78	1.80	2.67
.0005	.75	.85	1.50	4.20	6.60
	.45	.51	.90	2.52	3.96
.001	.75	1.10	1.80	5.05	8.40
	.45	.66	1.08	3.03	5.04
.002	.80	1.65	2.70	7.70	....
	.48	.99	1.62	4.62	....
.003	1.05	1.90	3.30	9.60	....
	.63	1.14	1.98	5.76	....
.004	1.05	1.90	3.80	12.00	....
	.63	1.14	2.28	7.20	....
.005	1.05	2.10	4.10	....	....
	.63	1.26	2.46	....	....
.006	1.20	2.10	4.20	....	....
	.72	1.26	2.52	....	....
.01	1.70	3.40	4.95	....	....
	1.02	2.04	2.97	....	....
.015	1.95	4.05	5.40	....	....
	1.17	2.43	3.24	....	....
.02	2.25	4.75	....	....	....
	1.35	2.85	....	....	....
.03	3.00	5.55	....	....	....
	1.80	3.33	....	....	....
.05	4.65	....	....	....	....
	2.79	....	....	....	....
.06	5.40	....	....	....	....
	3.24	....	....	....	....

"SLIDEOHM" X-MITTING GRID LEAKS



Type 958—200 Watts
Size—1⅛ x 10½ inches

200-watt heavy-duty adjustable wire-wound vitreous-enamel resistors especially for use as a transmitting grid leak or in power units and other circuits where adjustable heavy-duty resistors or voltage dividers are required. Scale marked on each unit for setting to any desired resistance value. Provided with horizontal mounting brackets and one adjustable contact slider.

Resistance Ranges	List Price	Net Price
5-10,000	$3.30	$1.98
15,000-100,000	3.85	2.31
125,000-150,000	4.00	2.40

METAL-CASED ULTRA-COMPACT PAPER CONDENSERS

Type 80

Ultra-compact heavy-duty condensers. Wax-impregnated, wax-filled. Used as replacements in sound equipment, high power radio receivers, electronic devices, and communication equipment. Housed in a rust-proof container with soldering terminals conveniently located.

Type 1080—1000v. D.C. Work.

Cap. Mfds.	Size-Ins. D. W. L.	List Price	Net Price
.5	⅝ x 1¼ x 2	$1.80	$1.08
1.0	1¼ x 1¼ x 2	2.50	1.50
2.0	2½ x 1¼ x 2	3.85	2.31
4.0	2⅝ x 2⅞ x 2	6.20	3.72

Commercial Grade TRANSMITTING CAPACITORS



● The self-same extra-heavy-duty capacitors which Aerovox has been supplying to the Army and Navy, to commercial communication companies and broadcasters, and to builders of quality radio and electronic equipment, are now available to amateurs and experimenters as well.

Thus Aerovox is contributing its share towards narrowing still more the small remaining gap between professional and amateur radio practices.

Due to the necessarily limited demand for these extra-heavy-duty mica, paper, oil-filled and plug-in electrolytics, as well as the great diversity of items, this line is made to special order. However, your Authorized Aerovox Jobber is in a position to order these commercial-grade capacitors for you.

Let him know what applications you have that call for extra-heavy-duty capacitors, and he will gladly supply specifications and quotations, and take care of your orders.

COMPACT HERMETICALLY-SEALED OIL-FILLED CONDENSERS

Type 16

Compact, oil-filled, hermetically-sealed units for use where least space and minimum weight are essential. Corrosion-proof metal container. Special immersion-proof terminals designed for equipment subjected to severe atmospheric and climatic conditions. Suitable for by-pass and filter applications in receivers and low-power transmitters. All 1 5/16" wide x 1⅛" deep x 1 7/16" high except *units 1 11/16" high and †2 1/16" high.

Types and D.C.W. Voltages

Cap. Mfd.	216-200 List Price	216-200 Net Price	416-400 List Price	416-400 Net Price
.01	$2.00	$1.20	$2.05	$1.23
.05	2.05	1.23	2.10	1.26
.1	2.20	1.32	2.25	1.35
.25	2.25	1.35	2.30*	1.38*
.5	2.30*	1.38*	2.35†	1.41†
1.0	2.40†	1.44†	....	....
	616-600		**1016-1000**	
.01	$2.10	$1.26	$2.20	$1.32
.05	2.20	1.32	2.25	1.35
.1	2.30	1.38	2.35	1.41
.25	2.35*	1.41*	2.40*	1.44*
.5	2.40†	1.44†	2.60†	1.56†

PORCELAIN-CASED MICA CONDENSERS

Types 1991-96

Ideal for those higher-frequency applications. Encased and hermetically-sealed in glazed porcelain case. Heavy-duty terminals. Power loss due to dielectric absorption reduced to a minimum. Units operate at full load without heating up. Dimensions: 3½" between mounting holes, 4" overall by 3" high.

Type 1991—2000v. Max. D.C.

Cap. Mfd.	List Price	Net Price	Cap. Mfd.	List Price	Net Price
.02	$9.90	$5.94	.1	$13.20	$7.92

Type 1992—3500v. Max. D.C.

.001	$5.40	$3.24	.005	$9.00	$5.40
.0015	5.40	3.24	.01	12.00	7.20
.002	6.60	3.96	.02	12.00	7.20
.003	7.20	4.32	.05	13.80	8.28

Type 1993—5000v. Max. D.C.

.002	$7.20	$4.30	.005	$9.00	$5.40
.003	7.80	4.68	.01	12.60	7.56

Type 1994—7000v. Max. D.C.

.0005	$5.40	$3.24	.003	$8.40	$5.04
.0015	6.00	3.60	.005	11.40	6.84
.0015	6.60	3.96	.01	12.60	7.56
.002	7.80	4.68			

Type 1995—10000v. Max. D.C.

.002	$8.40	$5.04	.005	$12.00	$7.20
.003	10.80	6.48			

Type 1996—12500v. Max. D.C.

.00005	$6.60	$3.96	.001	$6.60	$3.96
.0001	6.60	3.96	.0015	7.80	4.68
.00025	6.60	3.96	.002	9.00	5.40
.0005	6.60	3.96	.003	12.60	7.56

Copyright by U. C. P., Inc.

AEROVOX *Vitreous-Enameled and Carbon* RESISTORS

During the present emergency, we reserve the right to make mechanical changes without notice in order to produce equally suitable substitutes whenever and wherever necessary. Also, prices subject to change without notice.

"SLIDEOHM" Wire-Wound Vitreous-Enameled ADJUSTABLE RESISTORS



Adjustable resistors combining adjustment to any resistance value within unit's range, with positive, permanent, non-fluctuating qualities of wire-wound resistor. Each Slideohm Resistor is provided with horizontal mounting brackets and one adjustable contact slider.

Type 952—25 Watts
Size ⅝ x 2 inches

Ranges	List	Net
1-5000	$0.95	$0.57
6000-10,000	1.10	.66

Extra Slider Bands–10c ea., Net 6c

Type 954—50 Watts
Size ¾ x 4½ inches

Ranges	List	Net
5-5000	$1.50	$0.90
6000-25,000	1.65	.99
30,000-50,000	1.90	1.14

Extra Slider Bands–10c ea., Net 6c

Type 956—75 Watts
Size ¾ x 6½ inches

Ranges	List	Net
5-5000	$1.95	$1.17
6000-25,000	2.20	1.32
30,000-50,000	2.50	1.50
60,000-70,000	2.75	1.65

Extra Slider Bands–15c ea., Net 9c

Type 957—100 Watts
Size 1⅛ x 6½ inches

Ranges	List	Net
5-5000	$2.20	$1.32
6000-25,000	2.50	1.50
30,000-50,000	2.75	1.65
60,000-75,000	3.00	1.80

Extra Slider Bands–15c ea., Net 9c

Type 958—200 Watts
Size 1⅛ x 10½ inches

Ranges	List	Net
5-10,000	$3.30	$1.98
15,000-100,000	3.85	2.31
125,000-150,000	4.00	2.40

Extra Slider Bands–15c ea., Net 9c

Type Resis. Ohms	952 25 Watts Cur. M.A.	954 50 Watts Cur. M.A.	956 75 Watts Cur. M.A.	957 100 Watts Cur. M.A.	958 200 Watts Cur. M.A.
1	5000				
3	2880				
5	2230	3160	3870	4470	6320
10	1580	2240	2740	3160	4470
15	1290		2240	2580	
20	1115				
25	1000	1410	1730	2000	2825
50	710	1000	1220	1410	2000
75	580	815	1000	1150	
100	500	705	865	1000	1400
150	410	575			
200	355	500	610		
250	315	445	550	630	900
300	290	405	500		
400	250	350	430		
500	225	315	385	445	630
750	180	260	315	365	
800		250	305		
850	170				
1000	160	225	275	315	450
1250	140	200	245		
1500	130	180	225	260	365
2000	110	160	195	225	315
2250	105	150			
2500	100	140	173	200	280
3000	90	130	158	180	260
3500	85	120	146	170	240
4000	80	110	137	160	225
4500	74	105	129	150	210
5000	70	100	122	140	200
6000	65	91	111	130	
7000	57	85	103		
7500	53		100	115	165
8000	50	79	97	110	
8500	47				
9000	44	75	91		
10,000	40	71	87	100	140
12,000		64			
15,000		58	71	80	115
20,000		48	61	70	100
25,000		40	55	60	90
30,000		33	50	50	82
35,000			48	43	71
40,000		25	37	37	62
50,000		20	30	30	50
60,000			25	25	42
70,000			21	21	
75,000				20	33
100,000					25
125,000					20
150,000					16

"PYROHM JUNIOR" Wire-Wound Vitreous-Enameled FIXED RESISTORS

Compact, genuine wire-wound units. Covered with vitreous-enamel. Highest quality materials used throughout. Correctly designed. Note these features:

1. Crack-proof refractory tubing for the support. Adequate heat dissipation.

2. Quality resistance wire precisely space wound under tension.

3. Copper terminal band clamped to tubing. Wire ends wrapped about raised ear and brazed to same.

4. Heavy vitreous-enamel coating for permanent seal against moisture, oxidation and mechanical damage.

5. Pig-tail of stiff wire 2 in. long soldered to terminal band for positive, non-breakable connection.

Type 931—10 Watts
Size—Ins. 5/16 x 1¾

Ranges	List	Net
1-10,000	$0.45	$0.27
12,000-50,000	.50	.30

30,000 to 50,000 ohms, rated at 5 watts.

Stock Resistance Ranges

1	200	1750	12,000
2	250	2000	12,500
3	300	2500	13,500
4	350	2750	14,300
5	400	3000	15,000
7.5	450	3500	16,000
10	500	4000	17,500
12	600	4500	18,000
15	650	5000	20,000
20	700	5500	22,500
25	750	6000	25,000
30	800	7000	30,000
35	850	7500	35,000
40	900	8000	40,000
50	1000	8500	45,000
75	1100	9000	50,000
100	1200	10,000	
125	1250		
150	1400		
175	1500		

Type 933—20 Watts
Size—Ins. 5/16 x 2

Ranges	List	Net
1-15,000	$0.70	$0.42
20,000-55,000	.85	.51
60,000-100,000	1.10	.66

25,000-100,000 ohms rated at 7 watts.

Stock Resistance Ranges

1	650	3000	35,000
3	700	3500	40,000
5	750	4000	45,000
10	800	4500	50,000
15	850	5000	55,000
25	1000	6000	60,000
50	1200	7000	65,000
75	1250	7500	70,000
100	1500	8000	75,000
150	1750	10,000	80,000
175	1850	12,500	85,000
200	2000	13,000	90,000
250	2250	15,000	95,000
300	2400	20,000	100,000
350	2500	25,000	
400	2750	30,000	
500			

LACQUER COATED CARBON RESISTORS

Non-hygroscopic body of special composition, unaffected by temperature changes. Quiet in operation. Values permanently maintained at all loads. High mechanical and electrical strength. Pig-tail leads 2 in. long. Conservative ratings. RMA color-coded. Resistance values stamped thereon.

Types	Rating Watt	Size Ins.	List ea.	Net ea.
1096	⅓	3/16 x 11/16	$.15	$.09
1095	½	¼ x 1	.15	.09
1094	1	¼ x 1¾	.18	.11

Stock Resistance Ranges—Ohms

1	500	7500	100000
2	600	8000	125000
3	700	9000	150000
5	750	10000	200000
7.5	800	11000	250000
10	850	12000	300000
15	900	12500	350000
20	1000	15000	400000
25	1200	17500	500000
30	1250	18000	600000
40	1400	20000	700000
50	1500	22500	750000
75	1750	25000	1 Meg.
100	2000	30000	1½ Meg.
120	2250	35000	2 Meg.
150	2500	40000	2½ Meg.
200	3000	45000	3 Meg.
250	3500	50000	4 Meg.
300	4000	60000	5 Meg.
350	5000	65000	6 Meg.
400	6000	70000	7 Meg.
450	7000	75000	10 Meg.
		80000	20 Meg.

INSULATED MOLDED CARBON RESISTORS

Small, noiseless, vibration-proof. Crack-proof molded casing around molded carbon resistance element. Tinned copper pig-tail leads 2 in. long. Resists humidity effects. Ideal for AVC circuits, high-gain amplifiers. RMA color - coded; stamped with resistance value. Precision tested. Standard tolerance 10%. These types may come thru for some time in slightly larger sizes until complete changeover is achieved.

Types	Rating Watt	Size Ins.	List ea.	Net ea.
1098	1	1¼ x ⅝	$.20	$.12
1097	½	5/32 x ⅜	.17	.10

Stock Resistance Ranges—Ohms

1	350	7500	100000
2	400	8000	125000
3	450	9000	150000
4	500	10000	175000
5	600	11000	200000
7.5	750	12000	250000
10	800	12500	300000
15	900	13000	400000
20	1000	14000	500000
25	1250	15000	600000
30	1500	17500	750000
40	1750	20000	1 Meg.
50	2000	22500	1½ Meg.
60	2250	25000	2 Meg.
75	2500	30000	2½ Meg.
100	3000	35000	3 Meg.
120	3500	40000	4 Meg.
150	4000	50000	5 Meg.
200	5000	60000	6 Meg.
250	6000	65000	7 Meg.
300	7000	70000	10 Meg.
		75000	20 Meg.

Copyright by U. C. P., Inc.

AEROVOX CAPACITY and RESISTANCE Bridge

• In the best interests of ALL users of condensers, AEROVOX engineers have developed this more critical checking means. Tests and readings, more than any claims and superlatives, best tell the *true* story of any and all condensers. Years of experience testing and checking condenser quality have been boiled down to provide this simple, portable, moderately-priced instrument. Do not confuse it with other bridges employing just an electric eye or neon lamps as indicators. Check the following features point by point with other type bridges, before you decide which one to buy. Remember, leading laboratories are using the AEROVOX Bridge, despite the fact that it is a serviceman's instrument, primarily.

What It Does.

• CAPACITY BRIDGE
Measures capacity, leakage, power factor, etc., of condensers under actual working conditions. 100 mmfd. (.0001) to 100 mfd. in 6 ranges.

• RESISTANCE BRIDGE
Measures resistance values of resistors and electrical equipment and circuits. 10 ohms to 1 megohm.

• INSULATION RESISTANCE
Measures this important factor in condensers and other devices. Meter calibrated directly in megohms. Reads up to 10,000 megohms at 500 volts.

• VACUUM-TUBE VOLTMETER
Consists of amplifier stage and grid-leak detector. Measures minute values.

• VOLTMETER
Available for voltage readings, 0-60 v., 0-300 v., 0-600 v., at 1000 ohms per volt. May be used externally.

• MILLIVOLTMETER
Meter terminals brought out directly. Range, 60 mv. at 60 ohms, or 1 m.a. Can be used with external shunts.

• MILLIAMMETER
Meter can be read in milliamperes. 0-6 ma., 0-60 ma. May be used externally.

• VARIABLE POWER SUPPLY
Available directly at terminals. Supplying between 15 and 600 volts continuously variable over entire range.

Specifications . . .

• Measures with sufficient practical accuracy all essential properties of condensers *under actual working conditions*. In addition, all components and circuits are utilized for other measurements and tests. • Simple to operate. Neat layout of knobs and dials. Concise instructions for each control etched directly on panel. General directions on inside cover. • Binding posts insulated with XXX Bakelite and accommodate banana plugs, spade terminals, 'phone tips and bare wires. • Tubes mounted on shelf alongside panel. Space alongside -45 tube accommodates power cord. Tubes: 6C8G, 1V, -45. • Red gumwood cabinet. Natural finish. Lock-corner construction. Leather handle. Heavy catch • Two slip hinges permit removing cover. Rubber feet and bumpers, top and bottom. A fine instrument. • Each instrument precisely calibrated and thoroughly factory tested. Serially numbered and registered in original owner's name for full protection. Elaborate manual supplied with each instrument. • Dimensions: 10¾ x 7¾ x 8 inches. Weight: 11 lbs.

1. Meter Range Switch. "Brains" of the bridge. Provides external milliammeter first three positions; external voltmeter next three, ranging from 60, 300 and 600 v. at 1000 ohms per volt. "Bridge" indicates power on and balancing position. Also provides vacuum-tube voltmeter and insulation resistance test at "VTV"; leakage test through X terminals at "L 60 MA" and "L 6 MA" positions; and polarizing voltage readings on proper meter range at "PV" position.

2. Polarizing Voltage Control. Inner knob serves as transformer tap switch. Outer knob is vernier control indicating continuously variable voltage 15 to 600 volts in 3 steps. Voltmeter automatically switched to proper range 0-60, 0-300, 0-600. Variable voltage available between terminals X and Ground for meter calibration, load tests, amplifiers, etc.

3. Power Factor Control and Switch for insulation resistance test.

4. Bridge Range Control for reading capacity: .0001-.001 mfd.; .001-.01 mfd.; .01-.1 mfd.; .1-1.0 mfd.; 1.0-10 mfd.; 10-100 mfd. Multiplying factor for both capacity and resistance indicated on face of control.

5. Zero Adjustment for vacuum tube voltmeter and bridge detector.

6. Push Button for insulation resistance test.

7. Main Dial, linear calibration, for capacity and resistance readings.

Note the multiplicity of functions which this versatile instrument performs. High-grade meter movement is used in place of magic eyes and neon lamps generally found in bridges priced for the service trade. Resistors, tubes and other components are likewise of precision grade for accuracy first and last.

BRIDGE MANUAL: Covers theory and practice of all types of bridges. Covers all measurements and tests. Simply invaluable to radio and electrical worker. Supplied with Bridge. Available separately at 50c net.

NET

AEROVOX

L-C CHECKER

Model 95

● Designed to test condensers and inductances in the radio-frequency range, under conditions that simulate actual working conditions. Determines effectiveness of capacity or inductance while actually connected in its circuit. Under such conditions the efficiency of testing is greatly increased. In addition to testing radio components singly, it is possible to test combinations of inductance (L) and capacitance (C), thereby determining the resonant frequency of combinations and, by such means, the operating effectiveness of the circuit. Also, this instrument can be employed to adjust circuit or systems to proper operating efficiency.

Unique, up-to-the-minute, simple, inexpensive, the L-C Checker is truly indispensable to the serious radio worker.



What It Checks . . .

- √ Capacity of condensers at radio frequencies without removing them from circuit.
- √ Alignment of r.f. circuits. Tracking of super-het. oscillator.
- √ Alignment of both broad and narrow band u.f. amplifiers.
- √ Tuning of wave traps and of image-rejection circuits; frequency ranges of receivers; frequency ranges of signal generators; calibration of wave meters.
- √ Identifying harmonics of frequency standard in precision frequency calibration of radio equipment.
- √ Natural resonant points of r.f. chokes making sure they are beyond operating range.
- √ Tracing resonant absorption trouble in "all-wave" receiver circuits —locating dead spots, etc.
- √ Locating resonant points in shorted windings (unused coils in multi-range oscillators, etc.).
- √ Locating resonant frequency of r.f. coupling chokes, making sure of placement to secure enough gain balance over tuning range of r.f. stage.
- √ Checking natural period of antennae and transmission lines, to have resonant peaks at certain frequencies.
- √ Checking quartz crystals for frequency, false frequency, operation at harmonics, and for activity.
- √ Checking FM of i.f. transformers.
- √ Checking alignment of FM of i.f. channels.
- √ Checking many other functions when used with auxiliary equipment.

Specifications . . .

General: Completely self-contained. Sturdy steel case. Crackle-finished baked enamel. Handsome front panel. Side compartment holds power cord, test leads, coupling link. **Operation:** 115-volt 60-cycle A.C. Will operate on D.C. and frequencies other than specified. **Frequency range:** Oscillator has six coil ranges, selected by panel switch—60-170, 170-490, 490-1500 kc.; and 1.5-4.6, 4.5-15, and 13-26 mc. **Indicator:** Type 6E5 magic eye, indicating energy in oscillator circuit by widening of shadow angle. Very critical. **Tube Complement:** 6J5G, 6E5, 25Z5, VR105. **Accuracy:** Checks capacitance and inductance values well within 10% depending upon conditions. Indicates frequencies within 1% under satisfactory conditions. Dimensions: 10½ x 7½ x 5½ in. Weight: 6 lbs. Fully guaranteed. Serial numbered and registered in original buyer's name. Instruction manual included.

L-C CHECKER MODEL 95

Complete, including tubes, power cord, coupling unit and capacity clip (shown at left) and spring clip leads, together with explicit instructions on how to use instrument for widest variety of tests and checks.

Dealer's-Serviceman's Net Cost . . $29.50

NET

Copyright by U. C. P., Inc.

AEROVOX MOTOR-STARTING CAPACITOR SELECTOR AND EMERGENCY CAPACITORS

FIRST AID FOR THAT AILING CAPACITOR-START TYPE REFRIGERATOR MOTOR

Refrigerator servicing is necessarily a rush job. Perishable food is at stake; more important still, the family's health. So if you're servicing electric refrigerators, by all means get them going promptly. Nine times out of ten, the trouble is a wornout capacitor. And here's the first-aid treatment:

WHAT CAPACITOR DO YOU NEED?

By referring to the motor name-plate and then to AEROVOX listings, you can readily determine what exact-duplicate capacitor is required. But—time is precious. Every minute counts. You may not have time to run down to the jobber's and pick up the required replacement. What to do?

USE THE CAPACITOR SELECTOR

Simple enough. Use the AEROVOX Capacitor Selector. Merely connect its clips in place of defunct capacitor. Try the various toggle switches starting with the 65 mfd. first. Note that each successive toggle throws in 17.5 mfd. more, for a wide range of capacities to 152½ mfd. Watch that the voltmeter reading doesn't exceed 138 volts. When adequate starting torque is obtained in less than three seconds, merely total the capacity from the "on" switches. That's the correct capacity required. Simple enough!

CLIP ON AN EMERGENCY CAPACITOR

Now, having determined required capacity with the Selector, simply take an AEROVOX Emergency Capacitor and make up the necessary capacity by plugging in the respective colored leads and plugs into the grouping connector, as per directions on the Emergency Capacitor. With the proper capacity now made up, simply clip the rubber-sleeved connectors in place of the discarded capacitor and leave the Emergency unit, with its grouping connector, inside the refrigerator motor compartment. The motor will now operate normally. You have safeguarded that family's food—and health.

FINALLY — INSTALL PERMANENT UNIT

But don't stop here. The Emergency Capacitor is not for permanent service. Such a unit necessarily costs more than an exact-duplicate unit. So at your convenience, pick up the right replacement at your AEROVOX jobber, and install it permanently in place of the Emergency unit. Thus you have our up-to-the-minute First Aid treatment for sick electric refrigerators. Likewise the means of gaining an outstanding reputation as the electric refrigerator serviceman who "gets 'em started in a jiffy."

CAPACITOR SELECTOR

If in doubt regarding capacity required, use this simple instrument. Clip in place of discarded unit. Throw first toggle switch (65 mfd.), check starting time, and see that voltmeter reading doesn't exceed 138, red line on scale. Try other switches. When adequate starting torque, within 3 seconds' start, below 138 volt peak, is attained, total required capacity from "On" switches. Use capacitor of that value, for replacement.

EMERGENCY CAPACITOR

A truly universal capacitor. Any capacity from 17½ to 152½ mfd. Determine required capacity—from discarded unit's label, from motor nameplate, from AEROVOX listings—then plug in required sections (see above). Clip in place. Presto! Motor gets going. Later, when convenient, install permanent AEROVOX replacement.

These two aids . . . the Emergency Capacitor and the Capacitor Selector . . . permit prompt servicing of capacitor-type refrigerator motors. There's no guessing, fussing, stalling. You make the emergency replacement immediately, and install permanent replacement at your convenience. All of which spells greater good will, a growing reputation, and real servicing profits.

Ask . . .

Get further facts regarding this amazing first-aid technique. Ask to see these items. Better still, order a kit TODAY . . . and cash in on this sure-shot refrigerator servicing.

Complete Kit Model No. 87
Comprising Capacitor Selector and two Emergency Capacitors, with latest replacement listings.

$18.00 DEALER'S SERVICEMEN'S NET COST

Capacitor Selector Model No. 85 $10.00
Emergency Capacitor Model No. 86 $4.00 each

AEROVOX MOTOR-STARTING CAPACITORS

FOR permanent replacements, AEROVOX offers the most extensive line of both standard and exact-duplicate capacitors now available.

These units are listed for ready identification and selection under motor manufacturer's name, including manufacturer's part number, Aerovox catalog number, capacity, AC voltage, dimensions, illustration, list price, and other essential data, in the AEROVOX INDUSTRIAL CAPACITOR CATALOG, copy of which will be sent to you on request, or given to you by your local jobber.

Also, for your convenience, these listings are available as a wall chart which you will find at your jobber's.

As pioneer of high-capacity electrolytics for motor-starting functions, and as the producer of the greater portion of the two million or more units in daily use, AEROVOX can best serve your replacement requirements with a thorough background of experience, the most extensive data available, and a product that is fully tried, tested and perfected. **ASK YOUR JOBBER FOR FURTHER DETAILS, OR WRITE AEROVOX DIRECT.**

Copyright by U. C. P., Inc.

EXACT DUPLICATE—UNIVERSAL ELECTROLYTIC CAPACITORS

For Replacement in Refrigerators, Oil Burners and Other Motor Driven Equipment

During the present emergency, we reserve the right to make mechanical changes without notice in order to produce equally suitable substitutes whenever and wherever necessary. Also, prices subject to change without notice.

ELECTROLYTIC CAPACITOR REPLACEMENTS

A concise list of popular types of capacitors arranged according to name and original part number of manufacturers for whom the various units were originally made; also suggested Standard Aerovox Universal Replacement if exact duplicate unit is not immediately available. This listing is especially intended for those engaged in servicing electric refrigerators, oil burners and other fractional horsepower motor equipment employing capacitors.

Manufacturer and Mfrs. Part No.	A.C. Voltage	EXACT DUPLICATE REPLACEMENT					UNIVERSAL REPLACEMENT				
		Aerovox Cat. No.	Cap. Mfds.	List Price	Net Price	Dimensions	Aerovox Cat. No.	Cap. Mfds.	List Price	Net Price	Dimensions
APEX ELEC. MFG. CO.											
88021*	110	101	115	$3.00	$2.10	3½x3½x2					
88022*	110	208	150	3.60	2.52	3½x3½x2					
88023*	220	209	40	5.40	3.78	3½x3½x2					
88026**	110	160	124–138	1.80	1.26	1⅜x3¼					
42480***	110	161	115	3.15	2.21	2 x4⅛	160	124–138	$1.80	$1.26	1⅜x3¼
BALDOR ELEC. CO.											
——*	110	101	115	3.00	2.10	3½x3½x2					
——*	110	104	115	3.00	2.10	4½x4½x1¼					
——*	110	105	150	3.60	2.52	4½x4½x1⅝					
——**	110	160	124–138	1.80	1.26	1⅜x3¼					
——**	110	195	108–120	1.70	1.19	1⅜x3¼					
——**	110	196	75–84	1.60	1.12	1⅜x3¼					
BLACK & DECKER ELEC. CO.											
0-4270†	110	102	75	2.80	1.96	2½x4⅛	196	75–84	1.60	1.12	1⅜x3¼
——**	110	105	150	3.60	2.52	4½x4½x1⅝					
——**	110	196	75–84	1.60	1.12	1⅜x3¼					
BROWN-BROCKMEYER CO., INC.											
——†	110	126	135	3.40	2.38	2½x4⅛	171	145–162	2.20	1.54	1⅜x3¼
——†	110	146	80	2.85	2.00	2 x4⅛	180	86–96	1.65	1.16	1⅜x3¼
——**	110	164	100	2.90	2.03	2 x4⅛	162	108–120	1.70	1.19	1⅜x3¼
——**	110	166	50	2.70	1.89	2 x4⅛	193	53–60	1.50	1.05	1⅜x3¼
——**	110	188	150	3.60	2.52	2½x4⅛	197	161–180	2.40	1.68	2 x3⅛
CENTURY ELEC. CO.											
110040**	110	168	43–48	1.45	1.02	1⅜x3¼					
110050**	110	193	53–60	1.50	1.05	1⅜x3¼					
110060**	110	167	64–72	1.50	1.05	1⅜x3¼					
110070**	110	196	75–84	1.60	1.12	1⅜x3¼					
110080**	110	180	86–96	1.65	1.16	1⅜x3¼					
110100**	110	162	108–120	1.70	1.19	1⅜x3¼					
110115**	110	160	124–138	1.80	1.26	1⅜x3¼					
110135**	110	182	145–162	2.20	1.54	2 x3⅛					
110150**	110	197	161–180	2.40	1.68	2 x3⅛					
12018-2**	110	188	150	3.60	2.52	2½x4⅛	197	161–180	2.40	1.68	2 x3⅛
130050**	110	166	50	2.70	1.89	2 x4⅛	193	53–60	1.50	1.05	1¾x3¼
130080***	110	154	80	2.95	2.07	2 x4⅛	180	86–96	1.65	1.16	1¾x3¼
130100**	110	164	100	2.90	2.03	2 x4⅛	162	108–120	1.70	1.19	1¾x3¼
130115**	110	165	115	3.00	2.10	2 x4⅛	160	124–138	1.80	1.26	1¾x3¼
130135†	110	126	135	3.40	2.38	2½x4⅛	171	145–162	2.20	1.54	1¾x3¼
130150**	110	188	150	3.60	2.52	2½x4⅛	197	161–180	2.40	1.68	2 x3⅛
DELCO PROD. CORP.											
1056393**	110	160	124–138	1.80	1.26	1⅜x3¼					
1056792**	110	171	145–162	2.20	1.54	1⅜x3¼					
1057380**	110	180	86–96	1.65	1.16	1⅜x3¼					
1057381**	110	171	145–162	2.20	1.54	1⅜x3¼					
1057382**	110	197	161–180	2.40	1.68	2 x3⅛					
1057384**	220	202	26–30	2.65	1.86	1⅜x3¼					
1057415**	110	160	124–138	1.80	1.26	1⅜x3¼					
1061445†	110	106	115	3.00	2.10	2½x4⅛	160	124–138	1.80	1.26	1⅜x3¼
1061447†	110	110	115	3.00	2.10	2½x4⅛	160	124–138	1.80	1.26	1⅜x3¼
1062558†	110	107	80	2.85	2.00	2½x4⅛	180	86–96	1.65	1.16	1⅜x3¼
1062880†	220	108	29	4.20	2.94	2½x4⅛					
1062882†	110	107	80	2.85	2.00	2½x4⅛	180	86–96	1.65	1.16	1⅜x3¼
1062883†	110	110	115	3.00	2.10	2½x4⅛	160	124–138	1.80	1.26	1⅜x3¼
1062888†	110	111	95	2.90	2.03	2½x4⅛	162	108–120	1.70	1.19	1⅜x3¼
1063865*	110	101	115	3.00	2.10	3½x3½x2					
1063866*	220	113	29	4.20	2.94	3½x3½x2					
1063868*	110	116	100	2.65	1.86	3½x3½x2					
1063990*	110	101	115	3.00	2.10	3½x3½x2					
1063991*	220	113	29	4.20	2.94	3½x3½x2					
1063993*	110	116	100	2.65	1.86	3½x3½x2					
1066300*	110	101	115	3.00	2.10	3½x3½x2					
1066301*	110	116	100	2.65	1.86	3½x3½x2					
1066302	220	113	29	4.20	2.94	3½x3½x2					
1066303*	110	200	135	3.40	2.38	3½x3½x2					

* These units are furnished with insulating containers for insulating the capacitor from the motor.
** These units are furnished with outside insulating cardboard tube covers.
*** These units are furnished with outside insulating cardboard tube covers and metal end caps.
† Sections of these units are insulated from the can internally.

(Continued on next page)

Copyright by U. C. P., Inc.

During the present emergency, we reserve the right to make mechanical changes without notice in order to produce equally suitable substitutes whenever and wherever necessary. Also, prices subject to change without notice.

Manufacturer and Mfrs. Part No.	A.C. Voltage	EXACT DUPLICATE REPLACEMENT					UNIVERSAL REPLACEMENT				
		Aerovox Cat. No.	Cap. Mfds.	List Price	Net Price	Dimensions	Aerovox Cat. No.	Cap. Mfds.	List Price	Net Price	Dimensions
DELCO PROD. CORP. (Continued)											
1066307*	110	101	115	$3.00	$2.10	3½x3½x2					
1066308*	110	116	100	2.65	1.86	3½x3½x2					
1066309*	110	201	65	2.80	1.96	3½x3½x2					
1067224**	110	207	270–300	4.20	2.94	2 x3⅛					
1069526*	220	113	29	4.20	2.94	3½x3½x2					
1078253**	110	207	270–300	4.20	2.94	2 x3⅛					
1079111*	110	101	115	3.00	2.10	3½x3½x2					
1079113*	110	116	100	2.65	1.86	3½x3½x2					
5000690**	110	192	216–240	3.25	2.28	2 x3⅛					
5201729†	110	140	115	3.00	2.10	2 x4⅛	160	124–138	$1.80	$1.26	1⅜x3¼
5201731†	110	107	80	2.85	2.00	2½x4⅛	180	86–96	1.65	1.16	1⅜x3¼
5201733†	110	147	100	2.90	2.03	2 x4⅛	162	108–120	1.70	1.19	1⅜x3¼
5201734†	110	148	135	3.40	2.38	2½x4⅛	171	145–162	2.20	1.54	1⅜x3¼
5201882**	110	192	216–240	3.25	2.28	2 x3⅛					
5203421†	110	149	65	2.80	1.96	2 x4⅛	176	70–78	1.60	1.12	1⅜x3¼
5204001†	220	150	20	2.30	1.61	2 x4⅛					
5204004†	220	174	37–41	3.40	2.38	2½x4⅛					
5204009†	220	151	15	2.20	1.54	2 x4⅛					
5205027†	110	181	70–78	1.60	1.12	3½x3½x 11/16					
5205028†	110	175	124–138	1.80	1.26	4 7/8x3⅛x 11/16					
5205029†	110	204	86–96	1.65	1.16	4 7/8x3¼x 11/16					
5205030†	110	183	145–162	2.20	1.54	4 7/8x3⅛x 11/16					
5205231**	110	176	70–78	1.60	1.12	1 3/8x3¼					
5205232**	110	167	64–72	1.50	1.05	1⅜x3¼					
5205256**	110	160	124–138	1.80	1.26	1⅜x3¼					
5205257**	110	162	108–120	1.70	1.19	1⅜x3¼					
5205258**	110	180	86–96	1.65	1.16	1⅜x3¼					
5205870**	110	171	145–162	2.20	1.54	1⅜x3¼					
5206072**	110	182	145–162	2.20	1.54	2 x3⅛					
5208049†	110	204	86–96	1.65	1.16	4 7/8x3¼x 11/16					
5208050†	110	175	124–138	1.80	1.26	4 7/8x3⅛x 11/16					
5208051†	110	183	145–162	2.20	1.54	4 7/8x3⅛x 11/16					
5201040†	110	147	100	2.90	2.03	2 x4⅛	162	108–120	1.70	1.19	1 3/8x3¼
5201042†	110	140	115	3.00	2.10	2 x4⅛	160	124–138	1.80	1.26	1 3/8x3¼
5201044†	110	107	80	2.85	2.00	2½x4⅛	180	86–96	1.65	1.16	1 3/8x3¼
5302187**	110	207	270–300	4.20	2.94	2 x3⅛					
5305947**	110	180	86–96	1.65	1.16	1 3/8x3¼					
5309410*	110	200	135	3.40	2.38	3½x3½x2					
5311150†	110	146	80	2.85	2.00	2 x4⅛	180	86–96	1.65	1.16	1⅜x3¼
5311151†	110	147	100	2.90	2.03	2 x4⅛	162	108–120	1.70	1.19	1⅜x3¼
5314420*	110	116	100	2.65	1.86	3½x3½x2					
5314421*	110	159B	80	2.55	1.79	3½x3½x2					
5314422*	110	200	135	3.40	2.38	3½x3½x2					
5317327**	110	162	108–120	1.70	1.19	1 3/8x3¼					
5324880**	110	162	108–120	1.70	1.19	1 3/8x3¼					
5325380**	220	202	26–30	2.65	1.86	1 3/8x3¼					
5327579†	110	140	115	3.00	2.10	2 x4⅛	160	124–138	1.80	1.26	1⅜x3¼
5335417**	110	160	124–138	1.80	1.26	1 3/8x3¼					
5336320**	110	160	124–138	1.80	1.26	1 3/8x3¼					
5336321**	110	171	145–162	2.20	1.54	1 3/8x3¼					
5336323**	110	171	145–162	2.20	1.54	1 3/8x3¼					
5336324**	110	197	161–180	2.40	1.68	2 x3⅛					
5336325**	110	160	124–138	1.80	1.26	1 3/8x3¼					
5336362**	110	180	86–96	1.65	1.16	1 3/8x3¼					
5336364**	110	162	108–120	1.70	1.19	1 3/8x3¼					
5336365**	110	162	108–120	1.70	1.19	1 3/8x3¼					
5336366**	110	176	70–78	1.60	1.12	1 3/8x3¼					
5336368**	110	162	108–120	1.70	1.19	1 3/8x3¼					
5336900†	110	147	100	2.90	2.03	2 x4⅛	162	108–120	1.70	1.19	1 3/8x3¼
5336901†	110	140	115	3.00	2.10	2 x4⅛	160	124–138	1.80	1.26	1 3/8x3¼
5336902**	110	182	145–162	2.20	1.54	2 x3⅛					
5336907**	110	192	216–240	3.25	2.28	2 x3⅛					
5336908**	110	207	270–300	4.20	2.94	2 x3⅛					
17177†	110	136	115	3.00	2.10	3 x4⅛	160	124–138	1.80	1.26	1 3/8x3¼
49214**	110	162	108–120	1.70	1.19	1 3/8x3¼					
47433*	110	176	70–78	1.60	1.12	1 3/8x3¼					
45934**	110	162	108–120	1.70	1.19	1 3/8x3¼					
5205072**	110	182	145–162	2.20	1.54	2 x3⅛					
DE WALT PROD. CORP.											
———***	110	191	175	4.10	2.87	3 x4⅛					
ELEC. PROD. CO.											
———*	110	104	115	3.00	2.10	4½x4½x1¼					
EMERSON ELEC. MFG. CO.											
20-PE-100†	110	121	100	2.65	1.86	4½x4½x1¼					
25-PF-100†	110	142	100	2.90	2.03	2½x4⅛	162	108–120	1.70	1.19	1⅜x3¼
34-PF-11**	110	165	115	3.00	2.10	2 x4⅛	160	124–138	1.80	1.26	1⅜x3¼
34-P-10X**	110	164	100	2.90	2.03	2 x4⅛	162	108–120	1.70	1.19	1⅜x3¼
42-P-10X†	110	140	115	3.00	2.10	2 x4⅛	160	124–138	1.80	1.26	1⅜x3¼
42-P-GUN†	110	140	115	3.00	2.10	2 x4⅛	160	124–138	1.80	1.26	1⅜x3¼
51-P-10X**	110	164	100	2.90	2.03	2 x4⅛	162	108–120	1.70	1.19	1⅜x3¼
51-P-80†	110	146	80	2.85	2.00	2 x4⅛	180	86–96	1.65	1.15	1⅜x3¼
52-PE-11E**	110	160	124–138	1.80	1.26	1 3/8x3¼					
52-PE-13E**	110	171	145–162	2.20	1.54	1 3/8x3¼					
52-PF-GUN**	110	160	124–138	1.80	1.26	1 3/8x3¼					
52-PF-STY**	110	171	145–162	2.20	1.54	1 3/8x3¼					
52-PF-065**	110	176	70–78	1.60	1.12	1 3/8x3¼					
55-P-040**	110	168	43–48	1.45	1.02	1 3/8x3¼					
60-PE-13E**	110	171	145–162	2.20	1.54	1 3/8x3¼					
60-PE-065**	110	176	70–78	1.60	1.12	1 3/8x3¼					
71-P 065†	110	199	65	2.80	1.96	2 x2¾	176	70–78	1.60	1.12	1⅜x3¼
D 1206†	110	122	115	3.00	2.10	2½x4⅛	160	124–138	1.80	1.26	1⅜x3¼
KS-633-129†	110	121	100	2.65	1.86	4½x4½x1¼					
KS-60-BU**	110	158	115	4.80	3.36	2 x4⅜					
FAIRBANKS MORSE & CO.											
F-46981†	150	124	300	22.80	15.96	4¾x9⅛x2 3/16					

* These units are furnished with insulating containers for insulating the capacitor from the motor.
** These units are furnished with outside insulating cardboard tube covers.
*** These units are furnished with outside insulating cardboard tube covers and metal end caps.
† Sections of these units are insulated from the can internally.

During the present emergency, we reserve the right to make mechanical changes without notice in order to produce equally suitable substitutes whenever and wherever necessary. Also, prices subject to change without notice.

Manufacturer and Mfrs. Part No.	A.C. Voltage	EXACT DUPLICATE REPLACEMENT					UNIVERSAL REPLACEMENT				
		Aerovox Cat. No.	Cap. Mfds.	List Price	Net Price	Dimensions	Aerovox Cat. No.	Cap. Mfds.	List Price	Net Price	Dimensions
GENERAL ELEC. CO.											
H4206674-GR5†	110	123	115	$3.00	$2.10	2½x4⅛	160	124–138	$1.80	$1.26	1⅜x3¼
H4206673-GR7†	110	126	135	3.40	2.38	2½x4⅛	171	145–162	2.20	1.54	1⅜x3¼
K3995073-12	110	206	378–420	5.40	3.78	2 x4⅛					
K3995073-15	110	182	145–162	2.20	1.54	2 x3⅛					
K4029710-AB1	110	182	145–162	2.20	1.54	2 x3⅛					
K5081778-AA2**	110	160	124–138	1.80	1.26	1⅜x3¼					
K5081778-AA3**	110	162	108–120	1.70	1.19	1⅜x3¼					
K5081778-AB1**	110	162	108–120	1.70	1.19	1⅜x3¼					
K5081778-AB5	110	171	145–162	2.20	1.54	1⅜x3¼					
K5081778-AF7**	110	180	86–96	1.65	1.16	1⅜x3¼					
K5081778-AF3**	110	160	124–138	1.80	1.26	1⅜x3¼					
K5081778-AD1**	110	197	161–180	2.40	1.68	2 x3⅛					
K5081778-AA4**	110	196	75–84	1.60	1.12	1⅜x3¼					
K5081778-AA5**	110	180	86–96	1.65	1.16	1⅜x3¼					
K5029710-AB1	110	182	145–162	2.20	1.54	2 x3⅛					
K5029710-AC2	110	206	378–420	5.40	3.78	2 x4⅛					
K5029710-AD2**	110	197	161–180	2.40	1.68	2 x3⅛					
K5029710-AD1**	110	192	216–240	3.25	2.28	2 x3⅛					
K5243119-1	110	160	124–138	1.80	1.26	1⅜x3¼					
K5243119-2	110	171	145–162	2.20	1.54	1⅜x3¼					
9CG-101S2	110	160	124–138	1.80	1.26	1⅜x3¼					
9CG-101S10	110	162	108–120	1.70	1.19	1⅜x3¼					
9CG-102F**	110	141	115	3.15	2.21	2½x5¼	160	124–138	1.80	1.26	1⅜x3¼
9CG-102S14	110	171	145–162	2.20	1.54	1⅜x3¼					
9CG-102S16	110	171	145–162	2.20	1.54	1⅜x3¼					
9CG-102S30	110	160	124–138	1.80	1.26	1⅜x3¼					
9CG-102S31	110	160	124–138	1.80	1.26	1⅜x3¼					
9CG-102S34	110	160	124–138	1.80	1.26	1⅜x3¼					
9CG-102S47	110	171	145–162	2.20	1.54	1⅜x3¼					
9CG-103S6	110	182	145–162	2.20	1.54	2 x3⅛					
9CG-104S36	110	149	65	2.80	1.96	2 x4⅛	176	70–78	1.60	1.12	1⅜x3¼
46-2157**	110	188	150	3.60	2.52	2½x4⅛	197	161–180	2.40	1.68	2 x3⅛
GRIGSBY GRUNOW CO.											
22846†	110	127	115	3.00	2.10	3 x4⅛	160	124–138	1.80	1.26	1⅜x3¼
23907†	110	122	115	3.00	2.10	2½x4⅛	160	124–138	1.80	1.26	1⅜x3¼
GRUNOW (General House hold Utilities Co.)											
5929-1 (6487)† For JK units	110	159A	53–60	2.40	1.68	3½x3½x2					
5929-1 (6487)† For D units	110	159B	80	2.55	1.79	3½x3½x2					
HOLTZER CABOT ELEC. CO.											
101535**	110	198	161–180	2.40	1.68	1⅜x4¼					
102356**	110	193	53–60	1.50	1.05	1⅜x3¼					
LELAND ELEC. CO.											
1172-1*	110	104	115	3.00	2.10	4½x4½x1¼					
1172-2*	110	105	150	3.60	2.52	4½x4½x1⅝					
1172-4*	110	159B	80	2.55	1.79	3½x3½x2					
1172-5*	220	216	29	4.20	2.94	4½x4½x1¼					
1173-1†	110	110	115	3.00	2.10	2½x4⅛	160	124–138	1.80	1.26	1⅜x3¼
1173-2**	110	166	50	2.70	1.89	2 x4⅛	193	53–60	1.50	1.05	1⅜x3¼
1173-3†	110	107	80	2.85	2.00	2½x4⅛	180	86–96	1.65	1.16	1⅜x3¼
1173-5†	110	142	100	2.90	2.03	2½x4⅛	162	108–120	1.70	1.19	1⅜x3¼
1173-6**	110	188	150	3.60	2.52	2½x4⅛	197	161–180	2.40	1.68	2 x3⅛
1173-7†	110	142	100	2.90	2.03	2½x4⅛	162	108–120	1.70	1.19	1⅜x3¼
1173-9†	220	108	29	4.20	2.94	2½x4⅛					
1448-1†	110	142	100	2.90	2.03	2½x4⅛	162	108–120	1.70	1.19	1⅜x3¼
1499-1†	110	146	80	2.85	2.00	2 x4⅛	180	86–96	1.65	1.16	1⅜x3¼
1499-6*	220	216	29	4.20	2.94	4½x4½x1¼					
1589-6**	110	193	53–60	1.50	1.05	1⅜x3¼					
1589-9**	110	196	75–84	1.60	1.12	1⅜x3¼					
1589-10**	110	180	86–96	1.65	1.16	1⅜x3¼					
1589-11**	110	194	97–107	1.70	1.19	1⅜x3¼					
1589-12**	110	162	108–120	1.70	1.19	1⅜x3¼					
1589-13**	110	160	124–138	1.80	1.26	1⅜x3¼					
1589-14**	110	182	145–162	2.20	1.54	2 x3⅛					
LELAND, LTD.											
LC29009-3**	110	162	108–120	1.70	1.19	1⅜x3¼					
LC29009-8**	110	198	161–180	2.40	1.68	1⅜x4¼					
MARATHON ELEC. MFG. CO.											
——*	110	129	175	4.10	2.87	4½x4½x1⅞					
——*	110	104	115	3.00	2.10	4½x4½x1¼					
——**	110	162	108–120	1.70	1.19	1⅜x3¼					
2277*	110	105	150	3.60	2.52	4½x4½x1⅝					
2754**	220	202	26–30	2.65	1.86	1⅜x3¼					
2912**	110	207	270–300	4.20	2.94	2 x3⅛					
MASTER ELEC. CO.											
51474†	110	121	100	2.65	1.86	4½x4½x1¼					
52193**	110	195	108–120	1.70	1.19	1⅜x3¼					
52378**	110	160	124–138	1.80	1.26	1⅜x3¼					
52445**	110	198	161–180	2.40	1.68	1⅜x4¼					
OHIO ELEC. MFG. CO.											
4457-E**	110	168	43–48	1.45	1.02	1⅜x3¼					
4457-F**	110	193	53–60	1.50	1.05	1⅜x3¼					
4457-G**	110	167	64–72	1.50	1.05	1⅜x3¼					
4457-H**	110	176	70–78	1.60	1.12	1⅜x3¼					
4457-I**	110	196	75–84	1.60	1.12	1⅜x3¼					
4457-J**	110	180	86–96	1.65	1.16	1⅜x3¼					
4457-L**	110	162	108–120	1.70	1.19	1⅜x3¼					
4457-M**	110	160	124–138	1.80	1.26	1⅜x3¼					
4457-N**	110	171	145–162	2.20	1.54	1⅜x3¼					
4457-O**	110	198	161–180	2.40	1.68	1⅜x4¼					

* These units are furnished with insulating containers for insulating the capacitor from the motor.
** These units are furnished with outside insulating cardboard tube covers.
*** These units are furnished with outside insulating cardboard tube covers and metal end caps.
† Sections of these units are insulated from the can internally.

(Continued on next page)

Copyright by U. C. P., Inc.

During the present emergency, we reserve the right to make mechanical changes without notice in order to produce equally suitable substitutes whenever and wherever necessary. Also, prices subject to change without notice.

Manufacturer and Mfrs. Part No.	A.C. Voltage	EXACT DUPLICATE REPLACEMENT					UNIVERSAL REPLACEMENT				
		Aerovox Cat. No.	Cap. Mfds.	List Price	Net Price	Dimensions	Aerovox Cat. No.	Cap. Mfds.	List Price	Net Price	Dimensions
OHIO ELEC. MFG. CO. (Continued)											
4457-R**	110	192	216–240	$3.25	$2.28	2 x1⅛					
4457-T**	110	207	270–300	4.20	2.94	2 x3⅛					
4457-U**	110	210	324–360	4.80	3.36	2 x4⅛					
4457-YC**	220	202	26–30	2.65	1.86	1⅜x3¼					
——†	110	123	115	3.00	2.10	2½x4⅛	160	124–138	$1.80	$1.26	1⅜x3¼
——†	110	131	100	2.90	2.03	2½x4⅛	162	108–120	1.70	1.19	1⅜x3¼
——†	220	133	25	3.60	2.52	2½x4⅛					
ROBBINS & MYERS, INC.											
C68475-1	110	210	324–360	4.80	3.36	2 x4⅛					
D20250-1**	110	193	53–60	1.50	1.05	1⅜x3¼					
D20250-2**	110	176	70–78	1.60	1.12	1⅜x3¼					
D20250-3**	110	180	86–96	1.65	1.16	1⅜x3¼					
D20250-4**	110	162	108–120	1.70	1.19	1⅜x3¼					
D20250-5**	110	160	121–138	1.80	1.26	1⅜x3¼					
D20250-6**	110	171	145–162	2.20	1.54	1⅜x3¼					
D20250-7**	110	198	161–180	2.40	1.68	1⅜x4¼					
D20250-9	110	192	216–240	3.25	2.28	2 x3⅛					
D20250-11**	110	192	216–240	3.25	2.28	2 x3⅛					
D20250-12	110	226	270–300	5.40	3.78	2 x4⅛					
D20250-14	110	210	324–360	4.80	3.36	2 x4⅛					
D20251-1†	110	146	80	2.85	2.00	2 x4⅛	180	86–96	1.65	1.16	1⅜x3¼
D20251-2	110	147	108–120	2.90	2.03	2 x4⅛	162	108–120	1.70	1.19	1⅜x3¼
D20251-3†	110	140	115	3.00	2.10	2 x4⅛	160	124–138	1.80	1.26	1⅜x3¼
D20251-4	110	148	145–162	3.40	2.38	2½x4⅛	171	145–162	2.20	1.54	1⅜x3¼
D20252-6*	110	103	80	2.85	2.00	4½x4½x1¼					
D20252-8†	110	121	100	2.65	1.86	4½x4½x1¼					
D20252-9*	110	104	115	3.00	2.10	4½x4½x1¼					
D20252-10*	110	104	115	3.00	2.10	4½x4½x1¼					
D20252-12*	110	105	150	3.60	2.52	4½x4½x1⅝					
D20253-1*	110	104	115	3.00	2.10	4½x4½x1¼					
D20253-2*	110	105	150	3.60	2.52	4½x4½x1⅝					
D21464-1	110	160	124–138	1.80	1.26	1⅜x3¼					
D21527-1	110	198	161–180	2.40	1.68	1⅜x4¼					
D21527-2	110	206	378–420	5.40	3.78	2 x4⅛					
D21527-3	110	226	270–300	5.40	3.78	2 x4⅛					
SUNLIGHT ELEC. CO. (See Delco)											
WAGNER ELEC. CORP.											
HC-7482-E	110	162	108–120	1.70	1.19	1⅜x3¼					
HC-7482-F**	110	162	108–120	1.70	1.19	1⅜x3¼					
HC-7638-B**	110	160	124–138	1.80	1.26	1⅜x3¼					
HC-7672-C**	110	210	320–360	4.80	3.36	2 x4⅛					
HC-7673-B**	110	207	270–300	4.20	2.94	2 x3⅛					
HC-7684-A**	110	197	161–180	2.40	1.68	2 x3⅛					
HC-7712-B**	110	207	270–300	4.20	2.94	2 x3⅛					
HC-7714-B**	220	202	26–30	2.65	1.86	1⅜x3¼					
HC-7753-A**	110	182	145–162	2.20	1.54	2 x3⅛					
HC-7757**	110	212	216–240	3.25	2.28	2½x3⅛					
HC-7771**	220	202	26–30	2.65	1.86	1⅜x3¼					
HC-7784**	110	162	108–120	1.70	1.19	1⅜x3¼					
HC-7918**	110	214	161–180	2.40	1.68	2½x3⅛					
HC-8228-A**	110	196	75–84	1.60	1.12	1¾x3¼					
HD-4500-D1*	110	116	100	2.65	1.86	3½x3½x2					
HD-4500-D2*	110	101	115	3.00	2.10	3½x3½x2					
HD-4500-D3*	220	139	25	3.60	2.52	3½x3½x2					
HD-4892*	220	139	25	3.60	2.52	3½x3½x2					
HD-5223-D1*	110	116	100	2.65	1.86	3½x3½x2					
HD-5326-A1†	110	157	100	2.65	1.86	3½x3½x2					
HD-5400-A1*	110	101	115	3.00	2.10	3½x3½x2					
HD-5418*	220	215	25	3.60	2.52	3½x3½x2					
HD-5427*	220	113	29	4.20	2.94	3½x3½x2					
WESTINGHOUSE ELEC. & MFG. CO.											
SH-32291†	110	110	115	3.00	2.10	2½x4⅛	160	124–138	1.80	1.26	1⅜x3¼
S-848578*	110	101	115	3.00	2.10	3½x3½x2					
S-857865*	220	113	29	4.20	2.94	3½x3½x2					
S-841011*	110	101	115	3.00	2.10	3½x3½x2					
S-857992*	110	208	150	3.60	2.52	3½x3½x2					
S-887696*	220	209	40	5.40	3.78	3½x3½x2					
987163*	110	137	115	3.00	2.10	3½x3½x2					
987252†	110	165	115	3.00	2.10	2 x4⅛	160	124–138	1.80	1.26	1⅜x3¼
987450	110	147	108–120	2.90	2.03	2 x4⅛	162	108–120	1.70	1.19	1⅜x3¼
987539	110	210	324–360	4.80	3.36	2 x4⅛					
987583	110	146	86–96	2.85	2.00	2 x4⅛	180	86–96	1.65	1.16	1⅜x3¼
987591	110	188	161–180	3.60	2.52	2½x4⅛	197	161–180	2.40	1.68	2 x3⅛
1025677	110	148	145–162	3.40	2.38	2½x4⅛	171	145–162	2.20	1.54	1⅜x3¼
1030543**	110	192	216–240	3.25	2.28	2 x3⅛					
1030669*	110	213	243–270	3.60	2.52	2 x3¾					
1030670**	110	206	378–420	5.40	3.78	2 x4⅛					
1030710**	110	197	161–180	2.40	1.68	2 x3⅛					
1030813**	110	160	124–138	1.80	1.26	1⅜x3¼					
1030818	110	225	189–210	4.10	2.87	2 x4⅛					
1030825†	110	140	115	3.00	2.10	2 x4⅛	160	124–138	1.80	1.26	1⅜x3¼
1124812	110	160	124–138	1.80	1.26	1⅜x3¼					
1124813	110	198	161–180	2.40	1.68	1⅜x4¼					
1124817	110	210	324–360	4.80	3.36	2 x4⅛					
1124818	110	206	378–420	5.40	3.78	2 x4⅛					
1127763	110	226	270–300	5.40	3.78	2 x4⅛					

* These units are furnished with insulating containers for insulating the capacitor from the motor.
** These units are furnished with outside insulating cardboard tube covers.
*** These units are furnished with outside insulating cardboard tube covers and metal end caps.
† Sections of these units are insulated from the can internally.

Copyright by U. C. P., Inc.

During the present emergency, we reserve the right to make mechanical changes without notice in order to produce equally suitable substitutes whenever and wherever necessary. Also, prices subject to change without notice.

Standard Universal Electrolytic Motor-Starting Replacement Capacitors

Many of these Standard Universal replacements are also Exact Duplicate replacements. They have the same AEROVOX catalog numbers shown in the foregoing Exact Duplicate-Universal Replacement electrolytic capacitor listing. This list is intended to simplify the selecton of required capacitor when manufacturer's part number and AEROVOX catalog number are not known. Information given: capacity range, voltage rating, dimensions and type of container may help determine capacitor required in absence of original unit or name-plate data. This listing also ideal for use with Capacitor Selector described on Page K-51.

ULTRA-COMPACT 110 VOLTS A.C. IN 3/8" AND 2" ROUND CANS WITH INSULATING TUBES

AEROVOX Cat. No.	CAPACITY MFDS. Actual Range	CAPACITY MFDS. Nominal Range	A.C. Voltage	DIMENSIONS D.H. or L.W.D.!	Figure No.	List Price	Net Price
217	20–24	20	110	1⅜x3¼	18A	$1.35	$0.95
218	26–30	25	110	1⅜x3¼	18A	1.35	.95
219	32–36	30	110	1⅜x3¼	18A	1.45	1.02
220	38–42	35	110	1⅜x3¼	18A	1.45	1.02
168	43–48	40	110	1⅜x3¼	18A	1.45	1.02
193	53–60	50	110	1⅜x3¼	18A	1.50	1.05
167	64–72	60	110	1⅜x3¼	18A	1.50	1.05
176	70–78	65	110	1⅜x3¼	18A	1.60	1.12
196	75–84	70	110	1⅜x3¼	18A	1.60	1.12
180	86–96	80	110	1⅜x3¼	18A	1.65	1.16
194	97–107	90	110	1⅜x3¼	18A	1.70	1.19
162	108–120	100	110	1⅜x3¼	18A	1.70	1.19
160	124–138	115	110	1⅜x3¼	18A	1.80	1.26
171	145–162	135	110	1⅜x3¼	18A	2.20	1.54
198	161–180	150	110	1⅜x4¼	18A	2.40	1.68
192	216–240	200	110	2 x3⅛	18A	3.25	2.28
207	270–300	250	110	2 x3⅛	18A	4.20	2.94
210	324–360	300	110	2 x4⅛	18A	4.80	3.36
206	378–420	350	110	2 x4⅛	18A	5.40	3.78

Figure 18A

HEAVY-DUTY 110 VOLTS A.C. IN 2" AND 2½" ROUND CANS

221	32–36	30	110	2 x4⅛	19D	$2.65	$1.86
166	53–60	50	110	2 x4⅛	19D	2.70	1.89
149	64–72	65	110	2 x4⅛	19D	2.80	1.96
146	86–96	80	110	2 x4⅛	19D	2.85	2.00
222	97–107	90	110	2 x4⅛	19D	2.90	2.03
147	108–120	100	110	2 x4⅛	19D	2.90	2.03
140	124–138	115	110	2 x4⅛	19D	3.00	2.10
223	145–162	135	110	2 x4⅛	19D	3.40	2.38
224	161–180	150	110	2 x4⅛	19D	3.60	2.52
225	189–210	175	110	2 x4⅛	19D	4.10	2.87
226	270–300	250	110	2 x4⅛	19D	5.40	3.78
227	32–36	30	110	2½x4⅛	19D	2.65	1.86
228	53–60	50	110	2½x4⅛	19D	2.70	1.89
229	64–72	60	110	2½x4⅛	19D	2.70	1.89
107	86–96	80	110	2½x4⅛	19D	2.85	2.00
230	97–107	90	110	2½x4⅛	19D	2.90	2.03
142	108–120	100	110	2½x4⅛	19D	2.90	2.03
110	124–138	115	110	2½x4⅛	19D	3.00	2.10
148	145–162	135	110	2½x4⅛	19D	3.40	2.38
188	161–180	150	110	2½x4⅛	19D	3.60	2.52
231	189–210	175	110	2½x4⅛	19D	4.10	2.87
232	270–300	250	110	2½x4⅛	19D	5.40	3.78

Figure 19D

ULTRA-COMPACT & HEAVY-DUTY 220 VOLTS A.C. IN 1⅜" AND 2" ROUND CANS

246	20–24	20	220	1⅜x3¼	18A	$2.30	$1.61
202	26–30	25	220	1⅜x3¼	18A	2.65	1.86
248	32–36	30	220	2 x4⅛	19D	3.00	2.10
249	38–42	35	220	2 x4⅛	19D	3.40	2.38
250	43–48	40	220	2 x4⅛	19D	3.60	2.52
251	53–60	50	220	2 x5¼	19D	4.10	2.87

Figure 12

HEAVY-DUTY 110 VOLTS A.C. IN RECTANGULAR CANS SUPPLIED WITH INSULATING COVERS

233	32–36	30	110	3½x3½x2	12	$2.40	$1.68
159A	53–60	50	110	3½x3½x2	12	2.40	1.68
234	64–72	60	110	3½x3½x2	12	2.55	1.79
159B	86–96	80	110	3½x3½x2	12	2.55	1.79
235	97–107	90	110	3½x3½x2	12	2.65	1.86
157	108–120	100	110	3½x3½x2	12	2.65	1.86
137	124–138	115	110	3½x3½x2	12	3.00	2.10
236	145–162	135	110	3½x3½x2	12	3.40	2.38
255	161–180	150	110	3½x3½x2	12	3.60	2.52
237	189–210	175	110	3½x3½x2	12	4.10	2.87
238	270–300	250	110	3½x3½x2	12	5.40	3.78

HEAVY-DUTY 110 VOLTS A.C. In Rectangular Cans With Terminal Board for Thermostat Connections

239	32–36	30	110	3½x3½x2	15A	$2.40	$1.68
240	53–60	50	110	3½x3½x2	15A	2.40	1.68
241	64–72	60	110	3½x3½x2	15A	2.55	1.79
242	86–96	80	110	3½x3½x2	15A	2.55	1.79
243	97–107	90	110	3½x3½x2	15A	2.65	1.86
116	108–120	100	110	3½x3½x2	15A	2.65	1.86
101	124–138	115	110	3½x3½x2	15A	3.00	2.10
200	145–162	135	110	3½x3½x2	15A	3.40	2.38
208	161–180	150	110	3½x3½x2	15A	3.60	2.52
244	189–210	175	110	3½x3½x2	15A	4.10	2.87
245	270–300	250	110	3½x3½x2	15A	5.40	3.78

Figure 15A

HEAVY-DUTY 220 VOLTS A.C. WITH INSULATING COVER

215	26–30	25	220	3½x3½x2	12	$3.60	$2.52
253	32–36	30	220	3½x3½x2	12	4.20	2.94
254	43–48	40	220	3½x3½x2	12	4.80	3.36

Copyright by U. C. P., Inc.

During the present emergency, we reserve the right to make mechanical changes without notice in order to produce equally suitable substitutes whenever and wherever necessary. Also, prices subject to change without notice.

EXACT DUPLICATE REPLACEMENT CAPACITORS

For Use in Electrical Refrigerators, Oil Burners and Other Motor Driven Equipment

OIL CAPACITOR REPLACEMENTS

Manufacturer & Mfrs. Part No.	A.C. Voltage	Cap. Mfds.	Aerovox Cat. No.	Dimensions	List Price	Net Price
BALDOR ELECTRIC CO.						
BE-102	330	2	501	1¼x4½x4 7/32	$4.10	$2.87
BE-103	330	3	502	1¼x4½x4 7/32	4.40	3.08
BE-104	330	4	503	1¼x4½x4 7/32	4.95	3.47
BE-105	330	6	504	1⅝x4½x4 7/32	6.00	4.20
BE-108	330	8	505	2⅛x4½x4 7/32	7.35	5.15
BE-202	330	2	506	1⅝x3½x3	4.10	2.87
BE-203	330	3	507	1⅞x3½x3	4.40	3.08
BE-301	330	1	508	4⅞x3⅛x1	3.30	2.31
BE-302	330	2	509	4⅞x3⅛x1¼	4.10	2.87
BE-303	330	3	510	4⅞x3⅛x1⅜	4.40	3.08
BE-304	330	4	511	4⅞x3⅛x1⅝	4.95	3.47
BE-306	330	6	512	4⅞x3⅛x2	6.00	4.20
BE-308	330	8	513	4⅞x3⅛x2½	7.35	5.15
BE-401	165	1	514	4⅞x3⅛x1	3.00	2.10
BE-402	165	2	515	4⅞x3⅛x1	3.75	2.63
BE-403	165	3	516	4⅞x3⅛x1¼	4.00	2.80
BE-404	165	4	517	4⅞x3⅛x1⅜	4.45	3.12
BE-405	165	5	518	4⅞x3⅛x1½	4.65	3.26
BE-406	165	6	519	4⅞x3⅛x1⅝	5.10	3.57
BE-408	165	8	520	4⅞x3⅛x1⅞	6.15	4.31
BE-502	330	2	522	3½x3½x1 1/16	4.10	2.87
BE-503	330	3	523	3½x3½x1 3/16	4.40	3.08
BE-504	330	4	524	3½x3½x1¾	4.95	3.47
BE-505	330	5	525	3½x3½x2 1/16	5.40	3.78
BE-601	330	1	526	4½x4½x 5/16	3.30	2.31
BE-602	330	2	527	4½x4½x1⅛	4.10	2.87
BE-603	330	3	528	4½x4½x1	4.40	3.08
BE-604	330	4	529	4½x4½x1⅛	4.95	3.47
BE-605	330	5	530	4½x4½x1 3/16	5.40	3.78
BE-606	330	6	531	4½x4½x1 7/16	6.00	4.20
BE-608	330	8	532	4½x4½x1¾	7.35	5.15
CENTURY ELECTRIC CO.						
———	330	3.75	614	3 x1¾x4	4.80	3.36
———	330	5	618	3 x1⅝x4	5.40	3.78
———	330	10	619	3¼x2⅝x4¼	8.40	5.88
———	330	20	620	3⅛x4⅞x5⅛	13.20	9.24
———	330	7.5	621	3 x2¼x4	7.00	4.90
16008	165	8	565	2½x5 1/16	6.15	4.31
16007	165	7	623	2½x5 1/16	5.40	3.78
160014	165	14	624	4½x4½x1 7/8	9.00	6.30
CLEVELAND STEEL PRODUCTS CO.						
———	375	2	533	2 x5 1/16	5.70	3.99
DELCO PRODUCTS CO.						
047727	375	8.5	534	4⅞x3⅛x3½	8.90	6.23
1055074	375	3.5	535	4⅞x3⅛x1¾	5.50	3.85
1055347	375	2.6	536	4⅞x3⅛x2¼	5.05	3.54
1055955	375	4.4	537	4⅞x3⅛x2¼	5.95	4.17
1057535	375	8.5	534	4⅞x3⅛x3½	8.90	6.23
1057536	330	5.2	539	4⅞x3⅛x2½	5.55	3.89
1057537	375	4.4	537	4⅞x3⅛x2¼	5.95	4.17
1057538	375	3.5	541	4⅞x3⅛x2	5.50	3.85
1057539	375	2.6	542	4⅞x3⅛x1⅝	5.05	3.54
048753	330	3	612	3⅛x4⅞x1½	4.40	3.08
1055546	330	6	602	4 x1⅝x5	5.40	3.78
1064150	330	3	612	3⅛x4⅞x1½	4.40	3.08
1071305	375	3.5	546	2 x1⅞x5	4.80	3.36
1071306	600	1	547	2 x1⅞x5	4.70	3.29
1078065	330	5.2	625	3½x3½x2	5.55	3.89
5305052	330	3	612	3⅛x4⅞x1½	4.40	3.08
5306753	660	1	627	3½x3½x2	4.20	2.94
5306752	375	3.5	628	3½x3½x2	5.50	3.85
EMERSON ELECTRIC MFG. CO.						
ESA-102	660	1	548	4⅞x3⅛x1½	4.20	2.94
ESA-202	660	2	549	4⅞x3⅛x2¼	5.40	3.78
ESA-302	660	3	550	4⅞x3⅛x3	6.15	4.31
ESA-402	660	4	551	4⅞x3⅛x3¾	7.20	5.04
ESA-502	660	5	552	4⅞x3⅛x4½	9.00	6.30
ESA-602	660	6	553	4⅞x3⅛x5¼	10.20	7.14
ESA-802	660	8	555	4⅞x3⅛x6¾	12.60	8.82
ESA-902	660	9	556	4⅞x3⅛x7½	14.10	9.87
ESA-6012	330	6	512	4⅞x3⅛x2	6.00	4.20
ESA-7012	330	7	558	4⅞x3⅛x2¼	6.70	4.69
ESA-8012	330	8	513	4⅞x3⅛x2½	7.35	5.15
ESA-9012	330	9	560	4⅞x3⅛x2¾	7.90	5.53

Manufacturer & Mfrs. Part No.	A.C. Voltage	Cap. Mfds.	Aerovox Cat. No.	Dimensions	List Price	Net Price
EMERSON ELEC. MFG. CO. (Continued)						
ESA-10012	330	10	561	4⅞x3⅛x3	$8.40	$5.88
ESA-12012	330	12	562	4⅞x3⅛x3⅜	9.60	6.72
ESA-14012	330	14	563	4⅞x3⅛x3 7/8	10.40	7.28
ESA-16012	330	16	564	4⅞x3⅛x4¼	11.30	7.91
13-0-00B	330	2	629	2 x4	4.10	2.87
———	165	1.75	630	3½x3½x 11/16	3.50	2.45
A. C. GILBERT						
P9649	165	2	617	1¾x3¼	3.75	2.63
GRUNOW (General Household Utilities Co.)						
5117	330	5.2	539	4⅞x3⅛x2½	5.55	3.89
GRIGSBY GRUNOW CO.						
25036	165	8	565	2½x5 1/16	6.15	4.31
HOWELL ELECTRIC MOTORS						
———	440	4	566	1 x4 x5	5.10	3.57
———	440	6	567	1½x4 x5	6.60	4.62
———	440	8	568	2 x4 x5	7.80	5.46
HOME SANITATION CO.						
———	165	4	569	1 x2 x5	4.05	2.84
———	375	4	570	2 x2 x5	5.10	3.57
HOLTZER CABOT ELECTRIC CO.						
28650	330	6	512	4⅞x3⅛x2	6.00	4.20
LELAND ELECTRIC CO.						
1170-1	375	4	572	4⅞x3⅛x2	5.60	3.92
1170-2	375	4.5	573	4⅞x3⅛x2⅛	6.00	4.20
1170-3	375	5	574	4⅞x3⅛x2¼	6.50	4.55
1170-4	375	6	575	4⅞x3⅛x2½	7.20	5.04
1170-5	375	8	576	4⅞x3⅛x3⅛	8.40	5.88
1170-6	375	10	577	4⅞x3⅛x3¾	10.20	7.14
1170-7	375	3	578	4⅞x3⅛x1¾	5.30	3.71
1170-8	375	2	579	4⅞x3⅛x1⅜	4.65	3.26
MARATHON ELECTRIC MFG. CO.						
———	550	1	580	4⅞x3⅛x1½	4.20	2.94
———	550	4	581	4⅞x3⅛x3⅛	7.20	5.04
———	550	5	582	4⅞x3⅛x3⅝	9.00	6.30
MARTIN BROTHERS						
———	330	3	616	1½x2 x4¾	4.40	3.08
———	165	3	631	2 x3⅛	4.00	2.80
MASTER ELECTRIC CO.						
50938	440	2.7	583	4⅞x3⅛x1¾	5.10	3.57
50939	440	3	584	4⅞x3⅛x1¾	5.30	3.71
50940	440	5.5	585	4⅞x3⅛x2¾	6.80	4.76
60292	440	2	586	4⅛x3⅛x1¾	4.65	3.26
60323	440	4	587	4⅞x3⅛x2⅞	5.60	3.92
60200	440	3	588	1¾x4¾x5	4.75	3.33
60201	440	2	589	1¼x4¾x5	4.15	2.91
60199	440	4	590	2¼x4¾x5	5.10	3.57
OHIO ELECTRIC MFG. CO.						
4364A	550	2.5	591	2 x5 1/16	5.80	4.06
4364B	550	3	592	2 x5 1/16	6.15	4.31
4365A	440	2.25	593	4⅞x3⅛x2¾	4.80	3.36
4365B	330	4.5	594	4⅞x3⅛x1¾	5.20	3.64
4365C	440	4.5	595	4⅞x3⅛x3⅛	6.00	4.20
4365D	330	8.5	596	4⅞x3⅛x2¾	7.65	5.36
4365E	330	10	597	4⅞x3⅛x3	8.40	5.88
4365F	330	12	562	4⅞x3⅛x3¾	9.60	6.72
4365G	440	12	599	4⅞x3⅛x5	11.40	7.98
4365H	440	10	600	4⅞x3⅛x4⅛	10.20	7.14
4351	330	3	612	3⅛x4⅞x1½	4.40	3.08
4375	330	6	602	1⅝x4 x5	5.40	3.78
ROBBINS & MYERS, INC.						
———	330	2	603	1⅜x4½x2⅛	4.10	2.87
———	330	3	604	1⅝x4½x2⅛	4.40	3.08
———	330	8	605	1¾x4½x4½	7.35	5.15
———	330	5	606	2¾x4½x2⅛	5.40	3.78
———	165	5	518	4⅞x3⅛x1½	4.65	3.26
———	165	12	608	4⅞x3⅛x2½	8.20	5.74
D59749-1	330	2	522	3½x3½x1 1/16	4.10	2.87

Copyright by U. C. P., Inc.

During the present emergency, we reserve the right to make mechanical changes without notice in order to produce equally suitable substitutes whenever and wherever necessary. Also, prices subject to change without notice.

Manufacturer & Mfrs. Part No.	A.C. Voltage	Cap. Mfds.	Aerovox Cat. No.	Dimensions	List Price	Net Price
SUNLIGHT ELECTRIC CO.						
5000455	330	5	609	3¾x3 3/16x2	$5.40	$3.78
5000456	330	6	610	3¾x3 3/16x2¼	6.00	4.20
5205371	330	10	633	4½x4½x2 1/16	8.40	5.88
TIMKIN SILENT AUTO CO.						
3528Q17	330	3	612	3⅛x4 7/8x1½	4.40	3.08
WAGNER ELECTRIC CORP.						
HD-3444	330	5	615	3¾x3 3/16x1½	5.40	3.78
HD-5742	220	8	634	2½x5¼	6.15	4.31
HD-6089	220	12	635	2½x5¼	8.20	5.74
HC-5902	220	6	636	2½x5¼	5.10	3.57
HD-5869	220	10	637	2½x5¼	7.20	5.04
HD-8135	220	4	638	2 x4⅛	4.45	3.12
WESTINGHOUSE ELECTRIC & MFG. CO.						
799966	330	5.2	613	3⅛x4 7/8x2	5.55	3.89
WILLIAMS OIL-O-MATIC						
EM398A	375	4	572	4 7/8x3⅛x2	5.60	3.92

STANDARD UNIVERSAL REPLACEMENT OIL CAPACITORS

Many of these Standard Universal replacements are also Exact Duplicate replacements. They have the same AEROVOX catalog numbers shown in the foregoing Exact Duplicate Replacement listing. This list is intended to simplify the selection of required capacitor by AEROVOX Catalog Number when manufacturer's part number is not known. Information given: capacity, voltage, dimensions and type of container may help determine AEROVOX replacement required in absence of original unit or name-plate data.

AEROVOX Cat. No.	A.C. Voltage	Cap. Mfds.	Dimensions D.H. or L.W.D.	List Price	Net Price
634	220	8	2½x5¼	$6.15	$4.31
635	220	12	2½x5¼	8.20	5.74
636	220	6	2½x5¼	5.10	3.57
637	220	10	2½x5¼	7.20	5.04
638	220	4	2 x4⅛	4.45	3.12
639	330	1	1⅜x4⅛	3.30	2.31
640	330	2	2 x3½	4.10	2.87
641	330	3	2 x4⅛	4.40	3.08
642	330	4	2 x5 1/16	4.95	3.47
643	330	5	2½x4⅛	5.40	3.78
644	330	6	2½x5 1/16	6.00	4.20
645	440	1	2 x3½	3.60	2.52
646	440	2	2 x4⅛	4.65	3.26
647	440	3	2½x4⅛	5.30	3.71
648	440	4	2½x5 1/16	5.60	3.92
508	330	1	4 7/8x3⅛x1	3.30	2.31
509	330	2	4 7/8x3⅛x1¼	4.10	2.87
510	330	3	4 7/8x3⅛x1⅜	4.40	3.08
511	330	4	4 7/8x3⅛x1⅝	4.95	3.47
649	330	5	4 7/8x3⅛x1 7/8	5.40	3.78
512	330	6	4 7/8x3⅛x2	6.00	4.20
558	330	7	4 7/8x3⅛x2¼	6.70	4.69
513	330	8	4 7/8x3⅛x2½	7.35	5.15
561	330	10	4 7/8x3⅛x3	8.40	5.88
562	330	12	4 7/8x3⅛x3¾	9.60	6.72
650	440	1	4 7/8x3⅛x1	3.60	2.52
651	440	2	4 7/8x3⅛x1½	4.65	3.26
584	440	3	4 7/8x3⅛x1¾	5.30	3.71
652	440	4	4 7/8x3⅛x2⅛	5.60	3.92
653	440	5	4 7/8x3⅛x2½	6.50	4.55
654	440	6	4 7/8x3⅛x2¾	7.20	5.04
655	440	8	4 7/8x3⅛x3½	8.40	5.88
600	440	10	4 7/8x3⅛x4⅛	10.20	7.14

NOTE: WRITE US FOR A COMPLETE AEROVOX INDUSTRIAL CAPACITOR REPLACEMENT CATALOG

Replacement capacitors not listed in the above and preceding pages can also be furnished on special order. When ordering units not listed, kindly send us a sample of the unit which has failed in service, together with all available data such as manufacturers' part number, capacity, voltage, ratings, etc.

GUARANTEE

AEROVOX ELECTROLYTIC MOTOR-STARTING CAPACITORS

Aerovox Electrolytic A.C. capacitors are made for intermittent duty only, and are usually damaged by the failure of the associated equipment. It is important, therefore, to determine and eliminate the cause of capacitor failure before replacement. In addition, the replacement capacitor should be of proper capacity and voltage rating. The use of a wrong capacitor will usually result in rapid failure. For that reason, AC electrolytic capacitors are guaranteed as follows:

I. 110-VOLT CAPACITORS—

(a) STARTS—Heavy-Duty Capacitors (standard foil and gauze), not more than 20 starts per hour, each start not over 3 seconds' duration (except that not over 100 times per year the capacitor may be on the line for periods not exceeding 10 seconds maximum). Ultra-Compact Capacitors (etched foil and reduced gauze) not more than 20 starts per hour, each start not over 1 second duration (except that not over 50 times per year the capacitor may be on line for periods not exceeding 10 seconds maximum).

(b) VOLTAGE—not in excess of 125% of the rated voltage during any service period.

(c) AMBIENT TEMPERATURE—not to exceed 130° Fahrenheit.

(d) DAMAGE—Capacitor shall not have been damaged after shipment by manufacturer.

(e) MOTOR DEFECTS—Capacitor shall not have been subjected to abnormal operating conditions resulting from motor and associated defects such as **(1) defective or dry bearings; (2) sticky compressor; (3) tight belt; (4) defective centrifugal switch or relay; (5) improper adjustment of thermostat or refrigerator valves.** Before applying capacitor, always check (a) centrifugal switch or relay; (b) easy turning of motor and compressor; (c) thermostat and valves, as a prerequisite of the guarantee.

II. ALL OTHER VOLTAGES—

Same as for 110-volt capacitors except that the voltage applied to the units during any service period may not exceed 110% of the rating.

It is recommended that the serviceman should check the following points before leaving the job:

1. Measure the voltage across the capacitor during the starting period. It should not exceed 138 volts for 110-volt Capacitors. For other voltage ratings, it should not exceed 110% of the nominal rating. If the voltage across the capacitor is higher than the limiting value given, it usually indicates a capacitor of too low capacity.

2. Time the duration and frequency of the starting period. It should not exceed the limits given in the guarantee. If the start takes too long, either the capacity of the unit is incorrect—too high or too low—or the associated equipment is defective. Too frequent starts (over 20 per hour) should not be allowed. It usually indicates some defect in the control equipment.

3. Measure the temperature of the capacitor motor compartment. It should not exceed 130° F.

4. The container of the capacitor should be insulated from ground.

Attention to these factors will generally result in a satisfactory job.

Copyright by U. C. P., Inc.

SPRAGUE ATOMS . . . *The Universal Condensers*

Types AT, TA, TU, UT.

Unexcelled for almost any replacement use—even for replacing much larger condensers. They cost much less—are much smaller in size—yet are fully reliable. They have low leakage and withstand exceptionally high surges. Hermetically sealed—yet absolutely protected against "blow-ups". Available in a full line of capacities, voltages and combinations for practically any radio need.

Use Atoms universally. Save time—save money—save space!



UNCONDITIONAL GUARANTEE

Extremely Low Leakage—High Surge Voltage—Exceptionally Good Shelf Life

Cat. No.	Cap. Mfd.	Work. Volt.	Metal Diam.	Tube Length	List Price
TA-10	10	25	5/8"	1 7/8"	$0.50
TA-25	25	25	5/8"	1 7/8"	.60
TA-55	5	50	9/16"	1 7/8"	.50
TA-510	10	50	11/16"	1 7/8"	.55
TA-525	25	50	11/16"	1 7/8"	.70
TA-550	50	50	11/16"	1 7/8"	.85
UT-41	4	150	11/16"	1 7/8"	.50
UT-81	8	150	11/16"	1 7/8"	.55
UT-121	12	150	11/16"	1 7/8"	.60
UT-161	16	150	11/16"	1 7/8"	.70
UT-201	20	150	11/16"	1 7/8"	.75
UT-301	30	150	13/16"	1 7/8"	.80
UT-401	40	150	7/8"	1 7/8"	.80
UT-42	4	250	9/16"	1 7/8"	.55
UT-82	8	250	5/8"	1 7/8"	.60
UT-122	12	250	3/4"	1 7/8"	.80
UT-162	16	250	3/4"	1 7/8"	.90
UT-202	20	250	7/8"	2 1/8"	1.00
UT-402	40	250	7/8"	2 3/8"	1.15
UT-43	4	350	5/8"	1 7/8"	.60
UT-83	8	350	3/4"	1 7/8"	.70
UT-123	12	350	7/8"	1 7/8"	.85
UT-4	4	450	11/16"	1 7/8"	.70
UT-8	8	450	13/16"	1 7/8"	.75

Cat. No.	Cap. Mfd.	Work. Volt.	Metal Diam.	Tube Length	List Price
UT-12	12	450	13/16"	1 7/8"	$0.90
UT-16	16	450	7/8"	2 1/8"	1.10
UT-20	20	450	13/16"	2 1/8"	1.20
DUAL COMBINATION ATOMS					
TA-100	10-10	50	5/8"	2 3/8"	1.00
TA-88	8-8	150	11/16"	2 3/8"	1.00
TA-122	12-20	150	11/16"	2 3/8"	1.15
TA-220	20-20	150	13/16"	2 3/8"	1.30
TA-212	12-12	200	13/16"	2 3/8"	1.15
TA-216	16-16	200	7/8"	2 3/8"	1.30
TA-816	8-16	200	13/16"	2 3/8"	1.15
AT-816	8-16	250	3/4"	2 7/8"	1.30
AT-261	16-16	250	1"	2 3/8"	1.50
UT-88	8-8	450	1"	2 3/8"	1.30
UT-816	8-16	450	1"	2 5/8"	1.65
SEPARATE POSITIVE AND NEGATIVE LEADS					
TU-220	20-20	150	1"	2 3/8"	$1.65
TU-420	40-20	150	1 1/16"	2 3/8"	1.70
TU-816	8-16	250	1"	2 3/8"	1.70
TU-216	16-16	250	1"	2 7/8"	2.00
TU-88	8-8	450	1 1/16"	3 3/8"	1.65

UNIVERSAL MOUNTING TYPE

Type LM

Equipped with rugged universal mounting lugs which can be soldered on top of chassis, anchored with screws, or be extended through holes in chassis and bent under. Mount in any position. All condenser sections have separate positive and separate negative leads, which can be connected together to get common positive or negative replacements. Individual sections insure maximum convenience with safe performance. Lead ends are well sealed with high melting point compound, making units moisture proof.

Cat. No.	Cap. Mfd.	Work. Volt.	Cardb'd Diam.	Tube Length	List Price
LM-121	20	150	3/4"	2 1/2"	$0.75
LM-8	8	450	3/4"	2 1/2"	.75
LM-16	16	450	7/8"	2 1/2"	1.10
LM-220	20-20	150	1"	2 1/2"	1.65
LM-28	8-8	250	7/8"	2 1/2"	1.35
LM-216	16-16	250	1"	3"	2.00

Cat. No.	Cap. Mfd.	Work. Volt.	Cardb'd Diam.	Tube Length	List Price
LM-88	8-8	450	1"	3"	1.65
LM-816	8-16	450	1 3/16"	3 3/4"	2.00
LM-1616	16-16	450	1 3/8"	4 3/4"	2.40
LM-2016	20-16/25	250/25	1 1/8"	3 1/2"	2.50
LM-4020	40-20/25	250/25	1 1/4"	3 1/2"	2.85

HANDY ATOM KITS

For your convenience, we have packed ATOMS in these handy kits, a few of which will equip you for almost any dry electrolytic replacement you'll ever be called upon to make.

Remember: "You Can Always Get at 'Em With Sprague ATOMS!"

KIT No. AK-1

Contains six of the popular UTS (8 mfd.) 450-volt ATOMS.....**List $4.35**

KIT No. AK-2

Twelve ATOMS as follows: Six UT-8; one UT-4; one UT-41; two UT-81 and two TA-10.....**List $7.50**

CONDENSER REPLACEMENTS

Make Up Your Own Hard-to-Get Combinations

The larger, exact-duplicate replacement in this photo costs $1.20. Three ATOMS combined with ST straps give the same hard-to-get capacities—in smaller size and for only 96c. ST straps are supplied free on request with your ATOM purchase. Thus you can make up almost **any** condenser combination using standard Sprague ATOMS obtainable from jobbers' stocks.



We reserve the right—during the present emergency—to change prices and mechanical specifications without notice.

Copyright by U. C. P., Inc.

Famous SPRAGUE TUBULARS

Type TC (Cartridge By-Pass Type)

"Not a Failure in a Million" is more than a slogan for Sprague Tubulars. It is a matter of record—convincing proof of the efficiency of the most popular condensers ever presented to the radio profession.

Test Voltage 1200 Working Voltage 600

Catalog No.	Capacity Mfd.	Dimensions	List Price	Catalog No.	Capacity Mfd.	Dimensions	List Price
TC-31	.0001	7/8 x 3/8	.20	**TC-11**	.01	1 3/8 x 1/2	$0.20
TC-325	.00025	7/8 x 3/8	.20	**TC-12**	.02	1 3/8 x 1/2	.20
TC-34	.0004	7/8 x 3/8	.20	**TC-13**	.03	1 5/8 x 1/2	.25
TC-35	.0005	7/8 x 3/8	.20	**TC-14**	.04	1 5/8 x 1/2	.25
TC-21	.001	1 1/4 x 7/16	.20	**TC-15**	.05	1 5/8 x 1/2	.25
TC-22	.002	1 1/4 x 7/16	.20	**TC-16**	.06	1 5/8 x 9/16	.30
TC-23	.003	1 3/8 x 3/8	.20	**TC-1**	.1	1 5/8 x 5/8	.30
TC-24	.004	1 3/8 x 7/16	.20	**TC-2**	.25	2 1/8 x 15/16	.45
TC-25	.005	1 3/8 x 7/16	.20	**TC-5**	.5	2 1/8 x 15/16	.60
TC-26	.006	1 3/8 x 1/2	.20	**TC-10**	1.0	2 1/2 x 1 3/16	1.00

BUY THEM IN THESE HANDY KITS

Save trips to your jobber and save money by buying these fast-moving paper tubular condensers in handy kit form.

Catalog No.	Each Kit Contains			List Price
TK-55	Five	TC-5	(.5 mfd.)	$3.00
TK-62	Six	TC-2	(.25 mfd.)	2.55
TK-81	Eight	TC-1	(.1 mfd.)	2.40
TK-1515	Fifteen	TC-15	(.05 mfd.)	2.60
TK-1511	Fifteen	TC-11	(.01 mfd.)	2.70
TK-1512	Fifteen	TC-12	(.02 mfd.)	2.70

CATALOG No. TK-330

LIST PRICE $8.05

Each Kit contains 33 TC Tubulars as follows:

2 TC-21 (.001)	5 TC-11 (.01)	8 TC-1 (.1)
3 TC-22 (.002)	5 TC-12 (.02)	2 TC-2 (.25)
3 TC-25 (.005)	4 TC-15 (.05)	1 TC-5 (.5)

SPRAGUE PINHEAD TINY MIKE

Type PTM. (Rectangular).

Sprague offers a complete size range in dry electrolytic replacements, each one affording the utmost in reliability and bringing you the additional convenience feature of quick, easy mounting with the Sprague special metal mounting feet. See cut at left.

Type PTM is a rectangular condenser of outstanding reliability in convenient small size. Universal for a wide variety of replacements. Conservatively rated at 525 volts, but will stand surges as high as 560 to 580 volts, and come back for more!



Working Voltage 450 Volts **Surge Voltage 525 Volts**

Catalog No.	Capacity Mfd.	Working Voltage	Dimensions	List Price
PTM-1	1	450	3/4 x 3/4 x 2 1/2	$0.70
PTM-2	2	450	3/4 x 3/4 x 2 1/2	.80
PTM-4	4	450	7/8 x 7/8 x 2 1/2	.90
PTM-8	8	450	3/4 x 1 1/8 x 2 1/2	1.15
PTM-10	10	450	1 1/8 x 1 1/8 x 2 1/2	1.40
PTM-12	12	450	1 1/8 x 1 1/8 x 2 1/2	1.60
PTM-16	16	450	1 1/4 x 1 1/4 x 2 1/2	1.75
PTM-44 (4 leads)	4–4	450	1 1/8 x 1 7/16 x 2 1/2	1.45
PTM-48 (4 leads)	4–8	450	1 1/8 x 1 7/16 x 2 1/2	1.65
PTM-88 (4 leads)	8–8	450	1 1/8 x 1 7/16 x 2 1/2	1.80

CARDBOARD DRY ELECTROLYTICS 450 VOLTS

Types LD, LT and LR.



Types LD, LT and LR Cardboard Units. When you want full-size, highest-quality standard filters for those exacting jobs, these units are unhesitatingly recommended. Although moderately priced, they are made to stand exceptionally high surge voltages. Equally important, they have the famous Sprague "inner seal" moisture protection which makes them ideal for use under practically any atmospheric condition. Wire leads are supplied unless otherwise specified.

Type LD

Working Voltage 450 Volts **Max. Surge Voltage 525 Volts**

Catalog No.	Capacity Mfd.	Working Voltage	Dimensions	List Price
LD-4 (2 leads)	4	450	1 1/8 x 1 3/4 x 3/4	$0.90
LD-8 (2 leads)	8	450	1 1/8 x 1 3/4 x 1	1.15
LD-12 (2 leads)	12	450	1 1/8 x 1 3/4 x 1 1/4	1.60
LD-16 (2 leads)	16	450	1 1/8 x 1 3/4 x 1 1/4	1.75
LD-44 (com. neg.)	4–4	450	1 1/8 x 1 3/4 x 1	1.45
LD-88 (com. neg.)	8–8	450	1 1/8 x 1 9/16 x 1 5/16	1.80
LD-444 (com. neg.)	4–4–4	450	1 1/8 x 1 9/16 x 1 1/4	2.20
LD-888 (com. neg.)	8–8–8	450	1 1/8 x 2 x 1 1/2	2.65

Type LT

Working Voltage 450 Volts **Max. Surge Voltage 525 Volts**

LT-4 (2 lugs)	4	450	1 1/8 x 1 3/4 x 3/4	$0.90
LT-8 (2 lugs)	8	450	1 1/8 x 1 3/4 x 1	1.15
LT-16 (2 lugs)	16	450	1 1/8 x 1 3/4 x 1 1/4	1.75

Type LR

Working Voltage 450 Volts **Max. Surge Voltage 525 Volts**

LR-44 (4 leads)	4–4	450	1 1/8 x 1 5/8 x 1	$1.45
LR-444 (6 leads)	4–4–4	450	1 1/8 x 1 9/16 x 1 1/4	2.20
LR-48 (4 leads)	4–8	450	1 1/8 x 1 3/4 x 1 3/4	1.65
LR-88 (4 leads)	8–8	450	1 1/8 x 1 3/4 x 1 3/4	1.80
LR-888 (6 leads)	8–8–8	450	1 1/4 x 2 x 1 1/2	2.65

We reserve the right—during the present emergency—to change prices and mechanical specifications without notice.

Copyright by U. C. P., Inc.

SPRAGUE Condensers



High Voltage CAN and CARDBOARD DRY ELECTROLYTICS

Sprague EC's are the finest, most reliable replacements on the market — designed for those who demand the very best it is possible to obtain, regardless of cost. Each condenser is DOUBLE TESTED. Each has a full 600-volt rating plus an EXTRA SAFETY FACTOR. Watch them build up to 650, 670 volts or even more without danger and with extremely low leakage. Double-seal, moisture-proof protection. When you use EC's you're sure the voltage is right—the highest for any job. Capacity is all you need consider.

Type EC

Double Tested—Shortproof—No Need to Check Surges

Continuous Working Voltage 475 Volts
Maximum Surge Voltage 600 Volts

Catalog No.	Capacity Mfd.	Dimensions	List Price
EC-2	2	2 1/2 x 5/16 x 5/16	$1.15
EC-4	4	2 1/2 x 1 1/16 x 1 1/16	1.40
EC-8	8	2 1/2 x 1 3/8 x 1 3/8	1.65

Types DC and SR

Just the thing for public address and power amplifiers where the utmost reliability, quietness and ability to stand high surges are required. Also unexcelled for those exacting service jobs where you simply can't afford to have a failure. Extremely low power factor—low leakage—high voltage—no need to check surges.

Continuous Working Voltage 475 Volts
Maximum Surge Voltage 600 Volts

Catalog No.	Capacity Mfd.	Dimensions	List Price
DC-2	2	2 1/2 x 7/8 x 7/8	$1.15
DC-4	4	4 1/8 x 1 1/8 x 7/8	1.40
DC-8	8	4 1/8 x 1 3/8 x 1 1/8	1.65
DC-44	4–4	4 1/8 x 1 3/8 x 1 1/8	2.20
DC-48	4–8	4 1/8 x 1 3/8 x 1 3/8	2.40
DC-88	8–8	4 1/8 x 1 9/16 x 1 1/2	2.65
SR-88 (4 leads)	8–8	4 1/8 x 1 9/16 x 1 1/2	2.65
SR-44 (4 leads)	4–4	4 1/2 x 1 3/8 x 1 1/8	2.20

Type RC — Surge Voltage 1000 Volts

For use with all public address and theater applications, where working voltage is high and surge voltages run well over 600 volts. These high capacities and high voltages are obtained by the use of Dry Electrolytic Condensers connected in series — giving long trouble free service. Full capacity—full working voltage—low leakage and low power factor are FULLY GUARANTEED.

Catalog No.	Capacity Mfd.	Working Voltage	Dimensions	List Price
RC-28	2	800v.	1 3/8 x 1 3/4 x 4 1/2	$2.25
RC-48	4	800v.	1 3/8 x 1 3/4 x 4 1/2	2.40
RC-88	8	800v.	1 3/8 x 1 3/4 x 4 1/2	3.30

Type AP — Surge Voltage 800 Volts

AP-46	4	600v.	1 3/8 x 4 3/8	$2.25
AP-86	8	600v.	1 1/2 x 4 1/8	3.15

Type AD — Surge Voltage 800 Volts

AD-46	4	600v.	1 3/8 x 1 3/8 x 2 1/2	$2.10
AD-86	8	600v.	1 1/2 x 1 9/16 x 4 1/8	2.95



Miscellaneous PAPER CONDENSERS

Fully reliable and inexpensive, paper substitutes for dry electrolytics. The actual capacity is one-third to one-half that of a Dry Electrolytic in the same size container. Leakage and power factor are extremely low. No polarity has to be observed.

Types DR and RP are ideal for replacements in high voltage public address systems, power amplifiers and high voltage filter circuits.

Type DR

Catalog No.	Replacem't Cap. Mfd.	Working Voltage	Dimensions	List Price
DR-4	4	600	4 3/8 x 1 3/8	$1.65
DR-8	8	600	4 3/8 x 1 3/8	2.10
DR-44	4–4	600	4 3/8 x 1 3/8	2.70
DR-88	8–8	600	4 3/8 x 1 1/2	3.40

Type RP

RP-8	8	600	4 1/8 x 1 3/8 x 5/16	1.95
RP-88	8–8	600	4 3/8 x 1 9/16 x 5/16	3.20

Type UC

For Low Cost Xmitting Units and Many Other Uses

Rugged, dependable yet truly economical high-voltage condensers for use up to 1000 volts. Oil impregnated—wax filled—fully cased and sealed. Mounting flanges may be cut off when not needed. Unconditionally guaranteed at rated voltages.

Catalog No.	Capacity Mfd.	D.C. Volt	Dimensions	List Price
UC-54	0.5	400	2 1/4 x 1 3/8 x 5/8	$0.60
UC-14	1	400	2 1/8 x 1 5/8 x 5/8	.90
UC-24	2	400	2 1/8 x 1 5/8 x 1	1.40
UCL-24	2	400	3 1/4 x 1 5/8 x 15/16	1.40
UC-16	1	600	2 1/8 x 1 9/16 x 1	1.10
UC-26	2	600	3 1/4 x 1 7/8 x 1 3/16	1.65
UC-46	4	600	4 1/4 x 1 7/8 x 1 1/4	3.00
UC-18	1	800	3 1/4 x 1 7/8 x 1 3/16	1.50
UC-28	2	800	4 1/4 x 2 1/4 x 1 7/16	2.40
UC-11	1	1000	4 1/4 x 1 7/8 x 1 1/4	1.80
UC-21	2	1000	4 1/4 x 2 7/16 x 1 3/4	3.00
UC-41	4	1000	4 1/4 x 2 7/16 x 3 1/2	5.40

Type BP

Enclosed in drawn metal case—proofed against heat and moisture by the special Sprague waxing process.

Test Voltage 1200 Working Voltage 400
Peak Voltage 600

Catalog No.	Capacity Mfd.	Dimensions	Mtg. Dim.	List Price
BP-1	.1	1 3/4 x 1 x 3/4	2 1/8	$0.80
BP-25	.25	1 3/4 x 15/16 x 15/16	2 1/8	.90
BP-50	.5	2 x 1 1/4 x 3/4	2 3/8	1.15
BP-10	1.0	2 x 1 3/4 x 1	2 3/8	1.50
BP-21	.1-.1	1 3/4 x 15/16 x 15/16	2 1/8	1.00
BP-225	.25-.25	2 x 1 1/4 x 3/4	2 1/8	1.20
BP-250	.5-.5	2 x 1 3/4 x 1	2 3/8	1.50
BP-31	.1-.1-.1	2 x 1 x 3/4	2 3/8	1.30
BP-41	.1-.1-.1-.1	2 x 3/4 x 1 9/16	2 3/8	1.70

Type SW

High Voltage - Short Wave High Frequency Oil Impregnated Condensers

Splendid mica substitutes when used as: (1) By-pass condensers; (2) Blocking condensers; (3) Antenna-coupling condensers; (4) Buffer condensers (Mercury Vapor Tubes); (5) in filter for phone use and (6) for grounding rotors.

Metal encased — non-inductive — extremely low power factor—oil impregnated—1500 V. and 1000 V.D.C. rating.

Guaranteed Unconditionally When Used as Specified

Catalog No.	Capacity	Working Voltage	Dimensions D. L.	List Price
SW-22	.002	1500	9/16 x 1 9/16	$0.55
SW-25	.005	1500	5/8 x 1 15/16	.55
SW-11	.01	1500	15/16 x 1 15/16	.85
SW-12	.02	1500	7/8 x 1 15/16	.90
SW-15	.05	1000	7/8 x 2 1/4	1.00
SW-1	0.1	1000	7/8 x 2 1/4	1.10



We reserve the right—during the present emergency—to change prices and mechanical specifications without notice.

Copyright by U. C. P., Inc.

TYPE WC WET ELECTROLYTICS

Type WC. Perhaps not everyone realizes that Sprague has perfected more Wet Electrolytic developments, has pioneered and patented more features than any other manufacturer, BUT every serviceman and amateur who has used them plainly recognizes Sprague superiority in EVERY electrical and mechanical characteristic. Chrome-plated cans prevent corrosion and deterioration. Hidden vent is non-tamperable. Self-healing—long life—can withstand high peak voltages without injury.

D. C. Peak Voltage—500 Volts

Catalog No.	Capacity Mfd.	Dimensions	List Price
WC-4	4	1 x 3 15/16	$1.00
WC-6	6	1 x 3 15/16	1.05
WC-8C	8	1 x 4 7/16	1.15
WC-8	8	1 3/8 x 3 15/16	1.15
WC-10	10	1 3/8 x 3 15/16	1.30
WC-12C	12	1 x 4 7/16	1.40
WC-12	12	1 3/8 x 3 15/16	1.40
WC-16C	16	1 x 4 7/16	1.65
WC-16	16	1 3/8 x 3 15/16	1.65
WC-18	18	1 3/8 x 3 15/16	1.75

Catalog No.	Capacity Mfd.	Dimension	List Price
WC-25	25	1 1/2 x 4 7/16	$2.00
WC-30	30	1 1/2 x 4 7/16	2.05
WC-83	18-300v. (Regulator)	1 3/8 x 3 15/16	1.40
WC-40	40-300v. (Regulator)	1 3/8 x 4 7/16	1.65

D. C. Peak Voltage—600 Volts

WC-46	4	1 3/8 x 3 7/16	$1.60
WC-86	8	1 3/8 x 4 7/16	1.80
WC-166	16	1 1/2 x 4 15/16	2.40

TYPE EL SELF-MOUNTING DRY ELECTROLYTICS

Type EL. These condensers are assembled in uninsulated, aluminum cans that have a self-mounting feature, wherein the mounting ear is bent back under the chassis. Connections are made to lug terminals. Each terminal is coded with a character, punched into the cover. For insulating the can, use a bakelite mounting plate that can be furnished at a list price of $0.05 each. When ordering specify the diameter of the can. Metal mounting plates can also be furnished at a list price of $0.05 each.

SINGLE SECTION

Catalog No.	Capacity Mfd.	D.C. Working Voltage	Dimensions D. L.	List Price
EL-1	10	450	1 x 2	$0.90
EL-15	15	450	1 x 2	1.20
EL-2	20	450	1 x 2	1.35
EL-4	40	450	1 x 3	1.95
EL-5	50	350	1 x 3	1.75
EL-6	60	250	1 x 3	1.45
EL-14	40	200	1 x 3	1.10

DUAL SECTION

EL-210	10-10	450	1 x 2	$1.45
EL-151	15-10	450	1 x 2	1.60
EL-220	20-20	450	1 x 3	2.00
EL-240	40-40	450	1 3/8 x 3	3.20
EL-32	30-20	350	1 x 3	1.75
EL-22	20 20	300 25	1 x 2	1.35
EL-120	20 20	250	1 x 2	1.35
EL-221	20-20	150	1 x 2	1.20
EL-35	30-50	150	1 x 3	1.50
EL-24	40-20	150	1 x 2	1.35
EL-25	50-50	150	1 x 3	1.60
EL-26	60 60	150	1 3/8 x 3	1.80

TRIPLE SECTION

Catalog No.	Capacity Mfd.	D.C. Working Voltage	Dimension D. L.	List Price
EL-202	10-10/20	450/25	1 x 3	$1.60
EL-215	15- 5/15	450 350	1 x 3	1.80
EL-205	20-15/20	450 25	1 3/8 x 2	2.05
EL-322	20 20 20	400/25	1 x 3	2.10
EL-102	10-10/20	350/25	1 x 2	1.35
EL-153	15-10 20	350/25	1 x 2	1.40
EL-212	20-10 20	350/25	1 x 3	1.60
EL-320	20-20 20	150	1 x 2	1.45
EL-224	10-20 20	150	1 x 2 1/2	1.65
EL-340	40-40-40	150	1 x 3	1.90
EL-222	20 20 20	150 25	1 x 3	1.35
EL-43	30-40 25	150 25	1 x 2	1.60

QUADRUPLE SECTION

EL-431	10 10-10/20	450 25	1 3/8 x 2	$2.05
EL-415	20-10- 5/10	350/25	1 3/8 x 2	1.80
EL-422	40 20 10/20	200/25	1 3/8 x 3	1.90

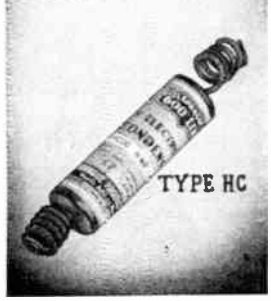

TYPES SB and HC CARDBOARD TUBE CONDENSERS

Type SB Cardboard Tube. For the past few years, we have found set manufacturers using types similar to our SB series shown below. The four capacities shown are popular and will serve as excellent universal replacements where this type of condenser is encountered.

Catalog No.	Capacity Mfd.	Working Voltage	Surge Voltage	Dimensions	List Price
SB-88	8-8	450	525	1 1/2 x 3 1/8	$1.65
SB-816	8-16	450	525	1 1/2 x 3 1/8	2.00
SB-216	16-16	450	525	1 1/2 x 4 3/8	2.40
SB-1216	12-16	200	225	1 1/2 x 3 1/8	1.90

Type HC. Cardboard tubular electrolytics with insulated covered wire leads out of each end. Note new high-capacity, low-voltage condensers that are highly recommended to serve as replacements for the HLV condensers listed at bottom of this page.

Catalog No.	Capacity Mfd.	D. C. Volt	Dimensions	List Price
HC-5	5	25	2 1/2 x 11/16	$0.60
HC-10	10	25	2 1/2 x 11/16	.60
HC-510	10	50	2 1/2 x 13/16	.80
HC-25	25	25	2 1/2 x 13/16	.80
HC-50	50	25	2 1/2 x 15/16	1.15
HC-525	25	50	2 1/2 x 1 7/8	1.00
HC-505	50	50	3 1/4 x 1	1.45
HC-100	10-10	25	2 1/2 x 15/16	.90

Catalog No.	Capacity Mfd.	D. C. Volt	Dimensions	List Price
HC-106	100	6	2 1/8 x 5/8	$1.00
HC-102	100	25	2 1/8 x 13/16	1.10
HC-105	100	50	2 1/8 x 7/8	1.20
HC-1000	1000	6	3 1/8 x 13/16	2.40
HC-1012	1000	12	3 5/8 x 1	3.00
HC-2000	2000	6	3 5/8 x 1 3/8	3.30
HC-2012	2000	12	4 1/2 x 1 1/2	3.90

We reserve the right—during the present emergency—to change prices and mechanical specifications without notice.

Copyright by U. C. P., Inc.

SPRAGUE Condensers



Can Type DRY ELECTROLYTICS 450 VOLTS

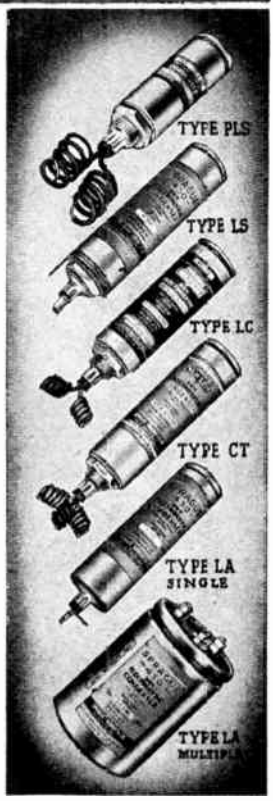

Type PLS

"Tiny Mike". Exceptional quality in extremely small size made possible by the use of the exclusive Sprague etched foil process. Mount in any position. Standard mounting by threaded bushing on can. Can is completely insulated.

Working Voltage 450 V. Surge Voltage 525 V.

Catalog Number	Cap. Mfd.	Work. Volt.	Dimensions	List Price
PLS-4 (2 leads)	4	450	1 x 2¾	$1.05
PLS-8 (2 leads)	8	450	1 x 3	1.30
PLS-12 (2 leads)	12	450	1 x 3	1.70
PLS-16 (2 leads)	16	450	1 x 3	1.90
PLS-48 (4 leads)	4–8	450	1⅜ x 3	1.75
PLS-88 (4 leads)	8–8	450	1½ x 3	1.95
PLS-888 (6 leads)	8–8–8	450	1½ x 4⅜	2.80
PLS-816 (4 leads)	8–16	450	1½ x 4⅜	2.50
PLS-216 (4 leads)	16–16	450	1½ x 4⅜	2.60

Type LS, LC and CT.

Popular for replacing older can type capacitors. Mount in any position. Standard mounting through chassis by threaded bushing on can. Packed with mounting hardware and insulating washers. Special ring mounting clamps provided for upright mounting, or for mounting with can partly extending through panels or chassis.

Type LS units have the can as negative terminal, and lug terminals for anode connections. **Type LC units** have the can completely insulated from the sections. Separate positive and negative leads for each section are provided. **Type CT units** have can completely insulated from sections. Common negative and separate positive leads for the sections provided.

Working Voltage 450 Surge Voltage 525 V.

Catalog Number	Cap. Mfd.	Work. Volt.	Dimensions	List Price
LS-4	4	450	1 x 3½	$1.05
LS-8	8	450	1⅜ x 4 7/16	1.30
LS-10	10	450	1⅜ x 4 7/16	1.50
LS-12	12	450	1⅜ x 4 7/16	1.70
LS-16	16	450	1⅜ x 4 7/16	$1.90
LS-88 (2 lugs)	8–8	450	1⅜ x 4 7/16	1.95
LC-8 (2 leads)	8	450	1⅜ x 4 7/16	1.30
LC-12 (2 leads)	12	450	1⅜ x 4 7/16	1.70
LC-16 (2 leads)	16	450	1⅜ x 4 7/16	1.90
LC-44 (4 leads)	4–4	450	1⅜ x 4 7/16	1.60
LC-88 (4 leads)	8–8	450	1½ x 4 7/16	1.95
LC-216 (4 leads)	16–16	450	1½ x 4 7/16	2.60
CT-44 (3 leads)	4–4	450	1⅜ x 4 7/16	1.60
CT-88 (3 leads)	8–8	450	1⅜ x 4 7/16	1.95

Type LA

Upright Can Mounting. Standard mounting in upright position with a ring type mounting clamp permits these units to be placed anywhere on chassis, without regard to old mounting holes or spacing. Mounting clamps included.

Type LA Single Section Units. Can is negative terminal. Positive terminal is a lug.

Type LA Multiple Section Units. Can is common negative terminal. Positive terminals are threaded studs provided with double nuts.

Working Voltage 450 Maximum Surge Voltage 525

Catalog Number	Cap. Mfd.	Work. Volt.	Dimensions	List Price
LA-4	4	450	1 x 3½	$1.05
LA-8	8	450	1⅜ x 4 7/16	1.30
LA-16	16	450	1⅜ x 4 7/16	1.90
LA-515	5–15	450	2½ x 4½	2.80
LA-88	8–8	450	2½ x 4 7/16	2.20
LA-816	8–16	450	2½ x 4 7/16	2.85
LA-444	4–4–4	450	2½ x 4 7/16	2.60
LA-888	8–8–8	450	3 x 4½	3.25
LA-9918	9–9–18	450	3 x 4½	4.50
LA-8888	8–8–8–8	450	3 x 4½	4.35
LA-8836	8–8–18–18	450	3 x 4½	5.85
LA-9936	9–9–18–18	450	3 x 4½	6.30

Can Type DRY ELECTROLYTICS 600 VOLTS

Extremely durable can type dry electrolytics especially designed for the exacting requirements of public address and power amplifier work. High surge voltage rating provides extra safety in high current power supplies where high peaks often occur. Unexcelled for those "extra tough" service replacement uses.



Type SC:

Inverted Screw Can Mounting. Provided with threaded bushing for standard mounting in any position. Can is the negative terminal in all units. Positive terminal is lug connection. Supplied with mounting nuts, and insulating washer to insulate can from chassis. Special ring clamps for upright mounting supplied.

Continuous Working Voltage 475 Volts
Maximum Surge Voltage 600 Volts

Catalog Number	Capacity Mfd.	Dimensions	List Price
SC-4	4	1 x 3½	$1.50
SC-6	6	1 x 4 7/16	1.75
SC-8	8	1⅜ x 4 7/16	1.80
SC-10	10	1⅜ x 4 7/16	2.20
SC-12	12	1⅜ x 4 7/16	2.50
SC-16	16	1½ x 4 7/16	2.80
SC-88 (can neg.)	8–8	1½ x 4 7/16	2.90

Type CL:

Inverted Screw Mounting. Can insulated from sections. Separate positive and negative terminal leads for each section.

Continuous Working Voltage 475 Volts
Maximum Surge Voltage 600 Volts

Catalog Number	Capacity Mfd.	Dimensions	List Price
CL-4 (2 leads)	4	1 x 3½	$1.50
CL-8 (2 leads)	8	1⅜ x 4 7/16	1.80
CL-16 (2 leads)	16	1½ x 4 7/16	2.80
CL-44 (4 leads)	4–4	1⅜ x 4 7/16	$2.35
CL-88 (4 leads)	8–8	1½ x 5	2.90

Type AC:

Aluminum Can—Upright Mounting. Standard mounting is by a ring clamp supplied with all units. Can be mounted in any position, without regard for old mounting holes or centers.

Can is common negative connection on all units. Extremely low power factor and low leakage.

Continuous Working Voltage 475 Volts
Maximum Surge Voltage 600 Volts

Catalog Number	Capacity Mfd.	Dimensions	List Price
AC-4	4	1 x 3½	$1.50
AC-8	8	1⅜ x 4 7/16	1.80
AC-10	10	1⅜ x 4 7/16	2.20
AC-12	12	1⅜ x 4 7/16	2.50
AC-16	16	1½ x 4 7/16	2.80

Type AC: Aluminum Can—Multiple Unit

Continuous Working Voltage 475 Volts
Maximum Surge Voltage 600 Volts

Catalog Number	Capacity Mfd.	Dimensions	List Price
CA-88 (4 leads)	8–8	1⅜ x 4 5/16	$2.90
SA-88	8–8	2½ x 4⅝	2.90
AC-88 (2 leads)	8–8	1½ x 4½	2.90
AC-888	8–8–8	3 x 4½	4.80
AC-515	5–15	2½ x 4½	4.05
AC-9918	9–9–18	3 x 4½	7.00
AC-9936	9–9–18–18	3 x 4½	9.80

We reserve the right—during the present emergency—to change prices and mechanical specifications without notice.

Copyright by U. C. P., Inc.

SPRAGUE Condensers



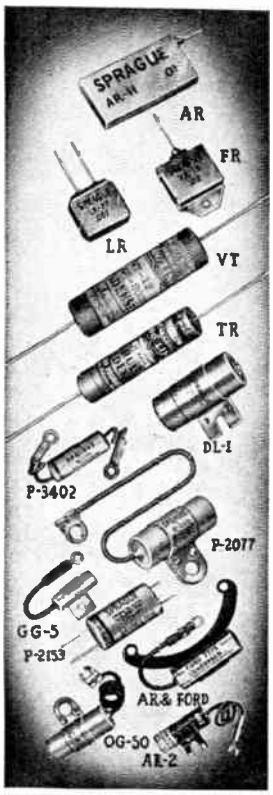

Auto RADIO CONDENSERS

Vibrator Condensers (Oil Impregnated). These sturdy new oil-impregnated units are your guarantee against troubles due to broken-down vibrator condensers. Fully sealed in durable metal cans.

Working Voltage 1600 Volts D. C.

Catalog Number	Capacity Mfd.	Dimensions	List Price
AR-11	.01	1 11/16 x 1/16 x 1/4	$0.55
AR-12	.02	1 11/16 x 13/16 x 1/4	.55
AR-13	.03	1 11/16 x 13/16 x 1/4	.55
AR-14	.04	1 11/16 x 13/16 x 1/4	.55
AR-15	.05	1 11/16 x 13/16 x 1/4	.55
MV-11	.01	3 x 9/16 x 3/8	.55
FR-11	.01	1 x 7/8 x 1/4	.55
FR-12	.02	1 x 7/8 x 1/4	.55
LR-27	.007	1 1/16 x 7/8 x 1/2	.55
LR-11	.01	1 1/16 x 7/8 x 1/2	.55
LR-12	.02	1 1/16 x 7/8 x 1/4	.55

Type VT
High Voltage—High Quality Tubulars

Catalog Number	Capacity Mfd.	Working Voltage	Dimensions	List Price
VT-27	.007	2000v	5/8 x 1 5/8	$0.55
VT-11	.01	2000v	5/8 x 2 1/8	.55
VT-12	.02	2000v	3/4 x 2 1/8	.55

Type TR - High-Voltage Tubulars
Oil Impregnated—Wax Filled
Designed for Buffers or other high-voltage uses.
Working Voltage 1600 Volts D. C.

Catalog Number	Capacity Mfd.	Mounting Dimensions	List Price
TR-35	.0005	3/8 x 1 1/4	$0.45
TR-21	.001	3/8 x 1 3/8	.45
TR-22	.002	3/8 x 1 3/8	.45

Catalog Number	Capacity Mfd.	Mounting Dimensions	List Price
TR-23	.003	1/2 x 1 1/2	$0.45
TR-24	.004	9/16 x 1 1/2	.45
TR-25	.005	9/16 x 1 5/8	.45
TR-26	.006	9/16 x 1 5/8	.45
TR-27	.007	9/16 x 1 5/8	.45
TR-28	.008	5/8 x 1 5/8	.45
TR-11	.01	1/2 x 2	.45
TR-12	.02	9/16 x 2	.45
TR-13	.03	7/8 x 2 1/8	.45
TR-14	.04	15/16 x 2 1/8	.50
TR-15	.05	15/16 x 2 1/8	.55

Specially designed to withstand intense vibration and heat. Full capacity—true voltage ratings.

TYPE	List Price
DL-1—Dome Light Filter	$1.00
GG-5—Gas Gauge Filter	.60
OG-50—Oil Gauge Filter	.60
P-2077—Ford Replacement Condenser	.60
P-2153—Motorola Replacement Condenser, 2 x .0008 mfds.	.55
P-3402—Ammeter Condenser, .5 mfd., size 5/8 in. x 2 in.	.55

Type AR and FORD TYPE
Test Voltage—600 **Working Voltage—400**

Catalog Number	Capacity Mfd.	Dimensions Inches	List Price
AR-1	1.0	2 1/4 L. x 1 Dia.	0.85
AR-2	.5	2 L. x 13/16 Dia.	.60
Ford Type	.5	2 L. x 13/16 Dia.	.60
AR-25	.5-.5	2 1/4 L. x 1 Dia.	.90

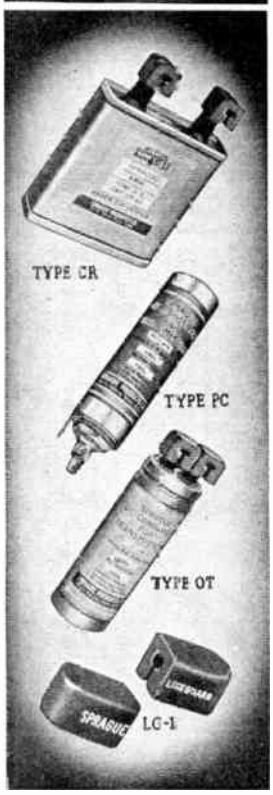

Transmitting CONDENSERS

Play safe on high voltages the practical way! Insist on Spragues . . . the only Transmitting Condensers equipped with the new "lifeguard" Terminal Insulation Caps.

Terminals are insulated from cans for at least twice the working voltage; condensers are placed in complete metal cans which can be automatically grounded through the mounting clamps; and all condensers are oil impregnated—oil filled with SPRACOL, the famous Sprague 500 degree F. flash protection oil (not oil impregnated and wax filled)! Oil-**FILLED** units are essential for high voltage use.

New Type CR **With Universal Mounting.** To meet the demand for fully reliable, full quality Sprague Transmitting Condensers in small, rectangular size and with adjustable flanges for mounting in any position, we are pleased to announce the new Type CR. Like the famous Sprague Transmitting units of the past, they are oil impregnated and oil filled, cylindrically wound, perfectly sealed, and labelled with complete operating information based on A. R. R. L. standards. Ample safety factor is assured—no need to "play safe" by buying higher voltage units than required. **Unconditionally guaranteed against breakdown when used as specified.**

Catalog Number	Capacity Mfd.	D. C. Working Voltage	Can Size	List Price
CR-16	1	600	1 x 1 3/4 x 2 1/4	$4.20
CR-26	2	600	1 x 1 3/4 x 2 3/4	5.10
CR-46	4	600	1 3/16 x 2 1/2 x 3 1/4	6.60
CR-11	1	1000	1 x 1 3/4 x 2 1/4	4.50
CR-21	2	1000	1 x 1 3/4 x 3 7/8	6.00
CR-41	4	1000	1 3/16 x 2 1/2 x 4 3/4	7.50
CR-115	1	1500	1 x 1 3/4 x 3 7/8	5.40
CR-215	2	1500	1 3/16 x 2 1/2 x 4 3/4	7.50
CR-415	4	1500	1 1/4 x 3 3/4 x 4 5/8	10.20
CR-12	1	2000	1 3/16 x 2 1/2 x 3 1/4	6.60
CR-22	2	2000	1 1/4 x 3 3/4 x 3 7/8	7.80
CR-42	4	2000	2 1/4 x 3 3/4 x 3 7/8	10.80

Catalog Number	Capacity Mfd.	D. C. Working Voltage	Can Size	List Price
CR-125	1	2500	1 3/4 x 3 3/4 x 3 1/8	$9.60
CR-225	2	2500	1 3/4 x 3 3/4 x 4 3/4	15.60
CR-13	1	3000	2 1/4 x 3 3/4 x 4 7/8	14.40
CR-23	2	3000	3 3/16 x 3 3/4 x 4 5/8	18.00

Type PC. Inverted Screw Can Round Condensers for P. A. and Transmitter Work, Television and High Gain Amplifiers. Cans are grounded.

Catalog Number	Capacity Mfd.	D. C. Working Voltage	Can Size	List Price
PC-26	2	600	1 1/2 x 2 7/8	$3.30
PC-46	4	600	1 1/2 x 4 1/2	4.50
PC-11	1	1000	1 1/2 x 2 7/8	3.00
PC-21	2	1000	1 1/2 x 4 1/2	3.90

Type OT (Round). Impregnated and filled with Spracol, rated to conform with tube and circuit design. Unconditionally guaranteed when used as specified.

Catalog Number	Capacity Mfd.	D. C. Working Voltage	Surge Voltage	List Price
OT-26	2	600	1000	$3.90
OT-11	1	1000	1500	3.30
OT-21	2	1000	1500	4.50
OT-41	4	1000	1500	5.70
OT-515	0.5	1500	2000	3.30
OT-115	1	1500	2000	4.20
OT-215	2	1500	2000	5.70
OT-12	1	2000	3000	5.40
OT-22	2	2000	3000	6.00
OT-13	1	3000	3500	10.80

FREE! Lifeguard Protective Caps are now supplied at no extra cost with every Sprague Xmitting Condenser—or, you can buy them for your old condensers. **LG-1—List Price Per Pair 30c**

We reserve the right—during the present emergency—to change prices and mechanical specifications without notice.

Copyright by U. C. P., Inc.



SPRAGUE Condensers

Fixed MICA CONDENSERS Stamped With Capacity Ratings

Type 1FM - 2FM. Remarkably resistant to moisture. Power factor is extremely low and stable and voltage ratings are fully guaranteed. Wire leads can be looped for "eyelet" mounting.

Intermediate Capacities Available

Catalog Number	Capacity Mfd.	Working Voltage	List Price
1FM-45	.00005	600	$0.20
1FM-31	.0001	600	.20
1FM-315	.00015	600	.25
1FM-32	.0002	600	.25
1FM-325	.00025	600	.25
1FM-335	.00035	600	.25
1FM-35	.0005	600	.25
1FM-37	.0007	600	.25
1FM-21	.001	600	.30
1FM-215	.0015	600	.40
1FM-22	.002	600	.45
1FM-23	.003	600	.50
1FM-24	.004	600	.55
1FM-25	.005	600	.70
1FM-26	.006	600	.75
2FM-44	.00004	300	.20
2FM-45	.00005	300	.20
2FM-475	.000075	300	.20
2FM-31	.0001	300	.20
2FM-315	.00015	300	.25
2FM-32	.0002	300	.25
2FM-325	.00025	300	.25
2FM-35	.0005	300	.25

Type 3FM. Molded in low loss bakelite. Moisture-proof. Tinned copper lugs are excellent for single hole mounting, and for mounting to screws or studs. Lug clearance hole for 6-32 machine screw.

Working Voltage—600 D.C. Test Voltage—1000

Catalog Number	Capacity Mfd.	List Price	Catalog Number	Capacity Mfd.	List Price
3FM-45	.00005	$0.30	3FM-215	.0015	$0.40
3FM-47	.00007	.30	3FM-22	.002	.45
3FM-475	.000075	.30	3FM-225	.0025	.45
3FM-31	.0001	.30	3FM-23	.003	.50
3FM-32	.0002	.30	3FM-24	.004	.55
3FM-325	.00025	.30	3FM-25	.005	.55
3FM-335	.00035	.30	3FM-26	.006	.70
3FM-35	.0005	.30	3FM-28	.008	.75
3FM-21	.001	.40	3FM-11	.01	.85

Type 4FM. Molded in low loss bakelite. Moisture-proof. Intended for mounting directly against chassis or panels by insertion of screws through the molded bakelite mounting ears. Heavy tinned copper lugs with hole clearance for 6-32 screw. Supplied in 1000 to 5000 DC volts test.

Working Voltage—600 D.C. Test Voltage—1000

Catalog Number	Capacity Mfd.	List Price	Catalog Number	Capacity Mfd.	List Price
4FM-45	.00005	$0.45	4FM-215	.0015	$0.55
4FM-47	.00007	.45	4FM-22	.002	.55
4FM-475	.000075	.45	4FM-225	.0025	.60
4FM-31	.0001	.45	4FM-23	.003	.70
4FM-32	.0002	.45	4FM-24	.004	.70
4FM-325	.00025	.45	4FM-25	.005	.70
4FM-335	.00035	.45	4FM-26	.006	.80
4FM-35	.0005	.45	4FM-28	.008	.90
4FM-21	.001	.50	4FM-11	.01	1.00

Type 5FM

Working Voltage—1250 D.C. Test Voltage—2500

Catalog Number	Capacity Mfd.	List Price	Catalog Number	Capacity Mfd.	List Price
5FM-45	.00005	$0.60	5FM-325	.00025	$0.60
5FM-47	.00007	.60	5FM-335	.00035	.60
5FM-475	.000075	.60	5FM-35	.0005	.60
5FM-31	.0001	.60	5FM-21	.001	.75
5FM-32	.0002	.60	5FM-22	.002	.90

Type 6FM

Working Voltage—2500 D.C. Test Voltage—5000

Catalog Number	Capacity Mfd.	List Price	Catalog Number	Capacity Mfd.	List Price
6FM-45	.00005	$0.75	6FM-35	.0005	$1.05
6FM-31	.0001	.75	6FM-21	.001	1.20
6FM-325	.00025	.85	6FM-22	.002	1.80



For Safety Selection of Mica Condenser Voltage Rating

NEW SPRAGUE COLOR CODE

GREEN LABEL . 1000 Volts
BLUE LABEL . . 2500 Volts
RED LABEL . . . 5000 Volts

Type 7FM

Working Voltage—600 D.C. Test Voltage—1000

Catalog Number	Capacity Mfd.	List Price	Catalog Number	Capacity Mfd.	List Price
7FM-45	.00005	50.75	7FM-24	.004	51.05
7FM-31	.0001	.75	7FM-25	.005	1.05
7FM-315	.00015	.75	7FM-26	.006	1.20
7FM-32	.0002	.75	7FM-28	.008	1.45
7FM-325	.00025	.75	7FM-11	.01	1.70
7FM-35	.0005	.75	7FM-12	.02	2.25
7FM-21	.001	.75	7FM-125	.025	2.80
7FM-215	.0015	.80	7FM-13	.03	3.00
7FM-22	.002	.80	7FM-14	.04	3.90
7FM-23	.003	1.05	7FM-15	.05	4.65

Type 8FM

Working Voltage—1250 D.C. Test Voltage—2500

Catalog Number	Capacity Mfd.	List Price	Catalog Number	Capacity Mfd.	List Price
8FM-45	.00005	50.85	8FM-23	.003	51.90
8FM-31	.0001	.85	8FM-24	.004	1.90
8FM-315	.00015	.85	8FM-25	.005	2.10
8FM-32	.0002	.85	8FM-26	.006	2.10
8FM-325	.00025	.85	8FM-28	.008	2.70
8FM-35	.0005	.85	8FM-11	.01	3.40
8FM-21	.001	1.10	8FM-115	.015	4.05
8FM-215	.0015	1.40	8FM-12	.02	4.75
8FM-22	.002	1.65	8FM-125	.025	5.30

Type 9FM

Working Voltage—2500 D.C. Test Voltage—5000

Catalog Number	Capacity Mfd.	List Price	Catalog Number	Capacity Mfd.	List Price
9FM-45	.00005	51.10	9FM-22	.002	52.70
9FM-31	.0001	1.10	9FM-23	.003	3.30
9FM-315	.00015	1.20	9FM-24	.004	3.80
9FM-32	.0002	1.30	9FM-25	.005	4.00
9FM-325	.00025	1.30	9FM-26	.006	4.20
9FM-35	.0005	1.50	9FM-28	.008	4.60
9FM-21	.001	1.80	9FM-11	.01	4.95
9FM-215	.0015	2.35			

Molded in low loss bakelite. Moisture-proof. Designed for mounting directly by the wiring or by screws on insulators or insulating panels. Threaded screw bushings on both sides tapped for 6-32 machine screw. Supplied in 1000, 2500, and 5000 DC v. test.

Cat. No.	Cap. Mfd.	Max. D.C. Volts	List Price
FMM-45	.00005	7,000	$5.40
FMH-45	.00005	12,500	6.60
FMM-31	.0001	7,000	5.40
FMH-31	.0001	12,500	6.60
FMM-325	.00025	7,000	5.40
FMH-325	.00025	12,500	6.60
FMM-35	.0005	7,000	5.40
FMH-35	.0005	12,500	6.60
FML-21	.001	3,500	5.40
FMM-21	.001	7,000	6.00
FMH-21	.001	12,500	6.60
FML-215	.0015	3,500	5.40
FMM-215	.0015	7,000	6.60
FMH-215	.0015	12,500	7.80
FML-22	.002	3,500	6.60
FMM-22	.002	7,000	7.80
FMH-22	.002	12,500	9.00
FML-23	.003	3,500	7.20
FMM-23	.003	7,000	8.40
FMH-23	.003	10,000	10.80
FML-24	.004	3,500	8.40
FMM-24	.004	7,000	10.80
FMH-24	.004	10,000	11.40
FML-25	.005	3,500	7.80
FMM-25	.005	7,000	11.40
FMH-25	.005	10,000	12.00
FML-11	.01	3,500	12.00
FMM-11	.01	7,000	12.60
FML-12	.02	2,000	9.90
FMM-12	.02	3,500	12.00
FML-15	.05	2,000	12.00
FMM-15	.05	3,500	13.80
FML-1	0.1	2,000	13.80

Types FMH - FML - FMM. Condenser is sealed in a low loss, non hygroscopic, casing of glazed high voltage porcelain. The terminal seals are moisture proof and the entire condenser section is embedded in a low loss wax. The terminals are No. 10-32 machine screws, supplied with hex. nuts. Supplied in 2000 to 12,500 DC v. rating.

We reserve the right—during the present emergency—to change prices and mechanical specifications without notice.

Copyright by U. C. P., Inc.



INTERFERENCE ELIMINATION

CONDENSERS and CHOKES

Type IF-15. A triple section filter for application to all small motors or motor operated devices. Specially designed to prevent accidental shocks from discharge of filter condensers, in accordance with RMA recommendations.

Type IF-25. A double section filter for medium sized motors, and 1 Horsepower motors. Condenser and terminals completely enveloped in metal shield for safety.

Type IF-G1. A compact, metal encased, single section filter for application to each brush of multiple brush generators, rotary convertors, etc. Can and mounting bracket form one terminal of the filter.

Type IF-G10. A high capacity, single section filter, with completely enclosed terminal construction for safety. Used in combination with IF-11 condenser on 3 wire systems, etc.

Type IF-11. A dual high capacity filter, with completely enclosed safety construction. For application to large motors, over 1 Horsepower. Also used on high current arcing or sparking devices. Used with IF-G10 on 3 wire power systems.

Type IF-21 or IF-33. A dual, compact, metal encased tubular filter for use across the brushes of fractional horsepower motors with can grounded to the motor frame. Also used across the line terminals of motors in conjunction with chokes to form a "brute force" filter for stubborn cases of interference.

Type IF-S1. A single, 2 lead, filter section with can completely insulated. For use across make and break contacts.

Type IF-R1. A special resistor-capacitor filter combination for use across arcing, or make and break contacts in inductive circuits where prolonged sparking takes place.

Type IF-R2. Same construction and applications as IF-R1, except used in very highly inductive circuits, where suppression provided by IF-R1 is not sufficient.

Type CH-1, CH-2. High quality, completely metal encased chokes of adequate inductance to provide real filtering action at radio frequencies CH-1 carries up to 10 amps and CH-2 up to 20 amps. CH-1 Mounting centers 2 1/8". CH-2 Mounting centers 3 5/16". Both types provided with 8" Pigtail Leads.

Metal Cut-Out Boxes, Type CO-1. Sprague furnishes a standard metal cut-out box, size 8 1/4"x6 1/2"x3 1/2", to house various individual Sprague interference units used in a filter system—jobbers carry them in stock

List Price $1.80

All condensers can be used at 110 volts AC or DC and 220 volts AC or DC.

All Leads 6 inches Long

Catalog Number	Can Size Diameter	List Price
IF-G1	1 7/8" x 11/16"	50.80
IF-S1	2" x 3/4"	.90
IF-33	11/16" x 5/8"	.90
IF-21	2 3/16" x 1"	1.20
IF-15	2 1/4" x 1"	1.50
IF-R1	2 1/2" x 1"	1.70
IF-R2	2 1/2" x 1"	1.70
IF-G10	3 1/4" x 1 5/16"	2.40
IF-25	3 1/2" x 1 3/8"	2.70
IF-11	4 1/4" x 1 1/2"	3.45
CH-1	3 1/8" x 1 7/8" x 1 1/2"	1.65
CH-2	3" x 2 1/2" x 2 1/4"	3.30

New SPRAGUE MICA Capacitors

TEST VOLTAGE—1000 VOLTS D. C.

Catalog Number	Capacity Mfd.	Working Voltage	List Price
XFM-4S	.00005	600v	$0.60
XFM-31	.0001	600v	.60
XFM-32	.0002	600v	.60
XFM-325	.00025	600v	.60
XFM-33	.0003	600v	.60
XFM-34	.0004	600v	.60
XFM-35	.0005	600v	.60
XFM-21	.001	600v	.60
XFM-215	.0015	600v	.60
XFM-22	.002	600v	.70
XFM-225	.0025	600v	.80
XFM-23	.003	600v	.85
XFM-24	.004	600v	.85
XFM-25	.005	600v	.85
XFM-26	.006	600v	1.05
XFM-28	.008	600v	1.20
XFM-11	.01	600v	1.40
XFM-115	.015	600v	1.65
XFM-12	.02	600v	1.90
XFM-125	.025	600v	2.30
XFM-13	.03	600v	2.55

TEST VOLTAGE—2500 VOLTS D. C.

Catalog Number	Capacity Mfd.	Working Voltage	List Price
YFM-45	.00005	1200v	$0.85
YFM-31	.0001	1200v	.85
YFM-32	.0002	1200v	.85
YFM-325	.00025	1200v	.85
YFM-33	.0003	1200v	.85

TEST VOLTAGE—2500 VOLTS D. C. (Continued)

Catalog Number	Capacity Mfd	Working Voltage	List Price
YFM-35	.0005	1200v	$0.85
YFM-21	.001	1200v	1.10
YFM-215	.0015	1200v	1.40
YFM-22	.002	1200v	1.65
YFM-225	.0025	1200v	1.75
YFM-23	.003	1200v	1.90
YFM-24	.004	1200v	1.90
YFM-25	.005	1200v	2.10
YFM-26	.006	1200v	2.10
YFM-28	.008	1200v	2.70
YFM-11	.01	1200v	3.40

TEST VOLTAGE—5000 VOLTS D. C.

Catalog Number	Capacity Mfd.	Working Voltage	List Price
ZFM-45	.00005	2500v	$1.10
ZFM-31	.0001	2500v	1.10
ZFM-32	.0002	2500v	1.30
ZFM-325	.00025	2500v	1.30
ZFM-33	.0003	2500v	1.35
ZFM-35	.0005	2500v	1.50
ZFM-21	.001	2500v	1.80
ZFM-215	.0015	2500v	2.35
ZFM-22	.002	2500v	2.70
ZFM-225	.0025	2500v	3.00
ZFM-23	.003	2500v	3.30
ZFM-24	.004	2500v	3.80
ZFM-25	.005	2500v	4.00



For several years past, Sprague Fixed Mica Capacitors have been meeting the most exacting demands as original equipment on the finest radio and electronic devices. They are now made generally available at standard prices and incorporating quality features unexcelled in the field. Units are carefully molded in low-loss phenolic and are scientifically protected against moisture. See page K-67 for listing of other types in ranges, sizes and mountings for practically any requirement.

We reserve the right—during the present emergency—to change prices and mechanical specifications without notice.

Copyright by U. C. P., Inc.

SPRAGUE TEST EQUIPMENT





STANDARD MODEL

SPRAGUE TEL-OHMIKE

CONDENSER-RESISTOR ANALYZER

DE LUXE TEL-OHMIKE—Similar to the Standard Model, but contains built-in DC volt-milliammeter. (See illustration below). Switch and pin-jacks provided so meter may be used on measurements external to the Tel-Ohmike. Meter ranges selected through an 8-position switch include 15, 150, 500, 1500 volts DC, and 1.5, 15 and 50 mo. DC. "Off" position is provided between the voltage and mo. ranges. Ranges graduated downward on either side for maximum meter safety. A rugged, double pivot meter movement and a broad, easily-read meter scale are used. Dimensions: 17½" x 9" x 6". Weight 14 lbs.

Cat. No. TO-2
$44.90 Net

The handiest, most complete instrument of its kind. Permits a complete, easy check on EVERY basic characteristic of every type of condenser and resistor — on direct reading scales that eliminate guesswork. Measures capacity from .000010 to 2000 mfd. covering everything from minimum air condenser capacities to large motor-starting condensers. Measures DC resistance from .5 to 5,000,000 ohms and insulation resistance up to 10,000 megohms—the highest insulation resistance scale available on such an instrument. Thus, the insulation resistance of such components as Oil Condensers can be measured DIRECTLY on the Tel-Ohmike under high voltage up to 1000 volts! Power factor and leakage current of electrolytic condensers are also read directly. A built-in power supply permits measurement of ALL characteristics under DIRECT WORKING VOLTAGE CONDITIONS up to 1000 volts DC. A "magic eye" indicator shows bridge circuit balance. Condenser Characteristics Table included with complete instructions for use.

STANDARD TEL-OHMIKE does not include DC volt-milliameter, but has jacks so that you can plug in your own, thus avoiding duplicating equipment you already have 13⅛" long x 8¾ high x 6¼" deep. Weighs 12¾ lbs. Metal container with durable black crackle finish.

Cat. No. TO-1
$54.50 Net



DE LUXE MODEL

SPRAGUE MASTER INTERFERENCE ANALYZER MODEL MA-1

No more guess work! A compact, professional instrument for testing all types of equipment suspected of causing radio interference. Different filter circuits are automatically switched in until the correct combination is found which eliminates the noise. The Master Interference Analyzer tells you exactly what Sprague filter, filters and chokes, or filters and resistors are necessary for best results. In all, sixty filter combinations are possible from these various dial settings.

A chart is supplied showing recommended filter circuits. Opposite each circuit is given a list of Sprague parts necessary to make up the filter similar to the switch settings of the Analyzer.

Operates on 110 or 220 volts AC or DC. Chokes handle currents up to 20 amperes. A 24-page Interference Manual included free. Size: 7½" x 6" x 5½". Weight: 7½ lbs.

Price: $27.90 Net



INTERFERENCE ANALYZER

New SPRAGUE INTERFERENCE LOCATER MODEL IL-2

Designed by outstanding public utility engineers and radio interference specialists. Self-contained in a rugged metal case, equipped with detachable cover, and carrying handle. Circuits include a highly sensitive super-heterodyne receiver, audio amplifier, and loudspeaker. Directional loop antenna is mounted on top of the Locater in use, and carried within the cover recess when not in use. An extensible pole antenna is provided as standard equipment. Special antenna input circuit for latter provides very high sensitivity.

The sensitivity of the Locater is less than 1 microvolt for 10% output meter scale deflection. Tuning ranges, selected by a switch, are 500 to 1700 KC, 1.7 to 5 MC, and .5 to 32 MC. Operates from self-contained batteries, for portable operation, or directly from 115 volt AC or DC lines.

A sensitive two range output meter is provided. The calibrated volume control can be used with the output meter to measure interference levels and give the effectiveness of interference suppression devices. Loudspeaker, or headphone output through jacks, are selected by a switch.

Loop antenna can be switched to audio input as a search coil, for audio frequency interference pick up or for use as a pipe finder. Special coaxial cable, complete with connectors, can be supplied for remote use of pole antenna as a probe. Price, depending on cable length, given on request. Size: 15" x 11" x 8". Weight: 23 lbs.

Price: $79.90 Net



INTERFERENCE LOCATOR

Copyright by U. C. P., Inc.



SPRAGUE KOOLOHM RESISTORS



Exclusive SPRAGUE KOOLOHM RESISTOR Features

★ **NEW RESISTANCE COATING**—BEFORE WINDING, every fractional inch of wire used is perfectly and uniformly insulated. The insulating material is hard, abrasion-resistant, and absolutely **impervious to moisture!** It conducts heat away from the wire more rapidly than any other material ever used for this purpose.

★ **NO SHORTED TURNS**—In KOOLOHMS the insulation on every bit of wire used completely **eliminates the dangers of shorted or moving wire turns,** even at highest operating temperatures.

★ **COOLER OPERATION**—The wire in KOOLOHM resistors operates far below the temperatures found in any other coated resistor, making for **extra safety!** No cements or enamels are used.

★ **LARGER WIRE SIZE**—The perfect insulation allows the resistance wire to be **layer wound.** This means ***higher resistances in a given space.*** The finest wire used in KOOLOHM resistors is **2¼ times greater** in cross-sectional area than the wires used in other resistors, even for the highest resistance values!

★ **THE ONLY INSULATED POWER WIRE WOUND RESISTOR**—KOOLOHM windings need no overall insulation, but for extra mechanical protection they are electrically insulated in a cylindrical, ceramic shell—a complete insulator and a real lifeguard. No more frail cements or brittle enamels.

★ **TRULY NON-INDUCTIVE RESISTORS** — Non-Inductive KOOLOHM resistors have windings in which each turn has its inductance cancelled by an immediately adjacent turn carrying current going in the opposite direction. The potential gradient between any two adjacent turns is so small as to be negligible. These resistors have the lowest residual inductance and distributed capacitance ever available in a power resistor. Non-Inductive KOOLOHMS are unsurpassed for such uses as plate circuit load resistors, transmission line terminating resistors, impedance matching circuits, etc., at high audio or radio frequencies up to 50 MC.

★ **TELEDOT WATTAGE INDICATOR**—The red dot above the terminal, on the end of each Sprague KOOLOHM resistor, is an automatic overload indicator! Think of it—no voltmeters, milliameters, thermometers or other gadgets are necessary to tell if KOOLOHMS are being operated at rated wattage! The dot will retain a red shade until the resistor surface reaches a temperature corresponding to 25% overload in free air. When the resistor operates at 25% over rated wattage, the dot will change to brown. If you reduce the load, the brown dot will return to its original color, red. If you run the KOOLOHM resistor continually over its wattage rating, the red color of the spot will change permanently to brown. The "Teledot" indicator is intended only as an operating guide for your convenience—Sprague KOOLOHMS have the additional safety factor of withstanding overloads and excessive temperatures better than any competitive make of the same size and wattage rating.

5 Watts

1⅛" x 13/32" Dia.
Catalog Type No. 5-K

Resistance in Ohms	Current M.A.	Maximum Volts	List Price
5	1000	5.00	$0.40
10	707	7.07	.40
15	587	8.67	.40
20	500	10	.40
25	446	11	.40
30	406	12	.40
40	354	14	.40
50	316	15	.40
75	258	19	.40
100	224	22	.40
150	183	27	.40
200	158	31	.40
250	141	35	.40
300	129	38	.40
400	112	44	.40
500	100	50	.40
600	91	54	.40
700	84	59	.40
800	79	63	.40
900	74	67	.40
1000	70	70	.40
1250	63	79	.40
1500	57	86	.40
1750	53	93	.40
2000	50	100	.40
2500	44	112	.40
3000	40	123	.40
4000	35	141	.40
5000	31	158	.40
6000	28	173	.45
7000	26	187	.45
7500	25	194	.45
8000	25	200	.45
9000	23	212	.45
10000	22	224	.45
12500	20	250	.50
14000	18	265	.50
15000	18	274	.50
20000	15	333	.55
25000	14	354	.70
30000	13	387	.75
40000	11	447	.85

Resistance values up to 60,000 Ohms can be supplied in this size on special order—not carried in stock.

Tolerance guaranteed 5%.

10 Watts

1¾" x 13/32" Dia.
Catalog Type No. 10-K

Resistance in Ohms	Current M.A.	Maximum Volts	List Price
5	1414	7.07	$0.45
10	1000	10	.45
15	830	12.3	.45
20	707	14.1	.45
25	630	15.8	.45
30	575	17.4	.45
40	500	20	.45
50	447	22.4	.45
75	365	27.4	.45
100	316	31.6	.45
150	259	38.7	.45
200	223	44.6	.45
250	200	50	.45
300	182	54.7	.45
400	158	63.3	.45
500	141	70.7	.45
600	129	77.6	.45
700	119	84	.45
750	115	86.9	.45
800	112	89.5	.45
900	105	95	.45
1000	100	100	.45
1250	89	112	.45
1500	81	123	.45
1750	75	133	.45
2000	70	143	.45
2500	63	158	.45
3000	57	174	.45
4000	50	200	.45
5000	44	227	.45
6000	41	245	.45
7500	36	275	.45
8000	35	283	.45
9000	33	300	.45
10000	32	316	.45
12000	29	346	.50
14000	26	384	.50
15000	25	400	.50
17500	24	419	.60
20000	21	475	.60
25000	20	500	.70
30000	18	555	.75
40000	16	632	.90
50000	14	700	1.00
60000	13	780	1.25
70000	12	840	1.40

Resistance values up to 100,000 Ohms can be supplied in this size on special order—not carried in stock. Tolerance guaranteed 5%.

10 Watt Non-Inductive

1¾" x 13/32" Dia.
Catalog Type No. 10-N1

Resistance in Ohms	Current M.A.	Maximum Volts	List Price
10	1000	10	$0.60
20	707	14	.60
30	575	17	.60
40	500	20	.60
50	447	22	.60
60	408	24	.60
70	378	26	.60
80	354	28	.60
90	333	30	.60
100	316	31	.60
250	200	50	.60
400	158	63	.60
500	141	70	.60
750	115	86	.60
1000	100	100	.60
1250	89	112	.70
1500	81	123	.70
2000	70	143	.70
2500	63	158	.75
3000	57	174	.75
3500	53	188	.75
4000	50	200	.75
5000	44	227	.80
7500	36	275	.90
10000	32	316	1.15

10 Watt Adjustable

1¾" x 13/32" Dia.
Catalog Type No. 10-AD

Resistance in Ohms	Current M.A.	Maximum Volts	List Price
10	1000	10	$0.75
25	630	15.8	.75
50	447	22.4	.75
100	316	31.6	.75
150	259	38.7	.75
200	223	44.6	.75
250	200	50	.75
300	182	54.7	.75
400	158	63.3	.75
500	141	70.7	.75
750	115	86.9	.75
1000	100	100	.75
1500	81	123	.75
2000	70	143	.75
2500	63	158	.75
3000	57	174	.75
4000	50	200	.75
5000	44	227	.75
7500	36	275	.75
10000	32	316	.75

Extra Bands, $0.10

You Can Use Sprague Koolohms at Their Full Wattage Ratings Regardless of Resistance Value

The same "Rubencote" insulation is used on all wire sizes. Therefore, KOOLOHMS will dissipate their rated wattage safely at any resistance value, even the highest! No asterisks or reservations are needed for KOOLOHMS to tell you that the high resistance values won't carry their rating because of fine wires or enamels used on wire. 10 full watts safetly dissipated by even 70,000 ohms of resistance for 10-K units.

5% Resistance Accuracy Guaranteed

"Rubencote" is such perfect insulation that all possibility **of shorted wire turns** in manufacture **is eliminated.** This makes it easy to control resistance accuracy. KOOLOHMS are made to a standard resistance tolerance of 5%. **Accuracy of 5% or better is guaranteed** for all resistance values!

Copyright by U. C. P., Inc.

AMERICAN CONDENSER CORP.

HIGH GRADE ELECTROLYTIC & PAPER CAPACITORS

AMERICAN COMPLETE REPLACEMENT LINE

ELECTROLYTIC CAPACITORS

TYPE CB
CARDBOARD CONTAINER

Popular and widely used cardboard container electrolytics, available in a wide variety of capacities and voltages. Furnished with 6" leads and solder lug mounting. Triple sealed and built to the highest specifications, they can be depended upon for long, unfailing service.

WORKING VOLTAGE 450—P.V. 600

Cat. No.	Cap. Mfd.	Size	List Price
CB5-2	2	1x ⅝x2 ¾	$0.65
CB5-4	4	1x ¾x3 ⅛	.75
CB5-8	8	1x ⅞x3 ⅛	.95
CB5-12	12	1x1 ⅜x3 ⅛	1.30
CB5-16	16	1x1 ⅜x3 ⅛	1.45
CB5-44	4-4	1x1 ¾x3 ⅛	1.20
CB5-48	4-8	1 ¼x1 ½x3 ⅛	1.35
CB5-88	8-8	1 ¼x1 ½x3 ⅛	1.50

AC-DC FILTER BLOCKS

CB2-101	16-12 10-10	1x1 ¼x2 13/16	2.15
CB2-102	16-8 5-5	1x1 ¼x2 13/16	2.00
CB2-103	20-10-10	1x1 ¼x2 13/16	2.15

WORKING VOLTAGE 25—P.V. 50

CB1-25	25	⅞x ⅞x2 ¼	.65
CB1-50	50	⅞x ⅞x2 ¼	.95

TYPE TC
TUBULAR TYPE

A triple sealed tubular electrolytic condenser characterized by extremely low leakage and power factor. Conservatively rated and thoroughly dependable, they are ideal for replacement work.

Cat. No.	Cap. Mfd.	Size	List Price
TC2-8	8	13/16x3	$0.75
TC2-12	12	13/16x3	.75
TC2-16	16	13/16x3	.90
TC2-20	20	⅞x3	.95
TC2-40	40	⅞x3	1.25
TC1-5	5	⅝x2 ⅛	.50
TC1-10	10	⅝x2 ⅛	.50
TC1-25	25	⅝x2 ⅛	.65
TC1-55	5-5	⅝x2 ⅛	.75
TC1-1010	10x10	⅝x2 ⅛	.75

TYPE C INVERTED PAPER TUBES

Type IC condensers are full sized condensers of the very highest quality designed for general use at moderate prices. Furnished in silvered cardboard tubes with 1 ¼" c-c spade bolt mounting.

WORKING VOLTAGES 450—P.V. 600

Cat. No.	Cap. Mfd.	Size	List Price
IC5-8	8	1 ⅜x4	$1.00
IC5-12	12	1 ⅜x4	1.40
IC5-16	16	1 ¾x4	1.55
IC5-48	4-8	1 ⅜x4	1.50
IC5-88	8-8	1 ⅜x4	1.60
IC2-101	16-12 10-10	1 ⅜x4	2.15
IC2-102	16-8 5-5	1 ⅜x4	2.00

All AC-DC Filter Blocks have high voltage sections separate and low voltage sections common negative. High voltage sections rated at 150 V.W., 200 V.P., low voltage sections rated at 25 V.W., 50 V.P.

PAPER CAPACITORS

TYPE TP
TUBULAR BYPASS

Non-inductively wound with highest quality paper and tinfoil. Pigtail leads hot soldered to sections. Vacuum sealed in thoroughly impregnated cardboard tubes, and fully protected against moisture. Full four papers between foils.

WORKING VOLTAGE 600V. D.C.

Cat. No.	Cap. Mfd.	Size	List Price
TP60T1	.0001	⅜x1	$0.15
TP60T25	.00025	⅜x1	.15
TP60T50	.0005	⅜x1	.15
TP60B1	.001	⅜x1	.15
TP60B20	.002	⅜x1	.15
TP60B30	.003	⅜x1	.15
TP60B50	.005	⅜x1	.15
TP60B60	.006	⅜x1	.15
TP6001	.01	⅜x1 ½	.15
TP6002	.02	7/16x1 ½	.15
TP6005	.05	9/16x1 ½	.20
TP6010	.1	11/16x1 ½	.25
TP6025	.25	13/16x1 11/16	.30
TP6050	.5	11/16x2 ⅜	.40
TP6100	1.	1 ⅛x2 ¾	.50

VIBRATOR CAPACITORS

Sturdy, heavy duty units specifically designed to withstand the high voltages encountered in vibrator duty.

WORKING VOLTAGE 1600 V. D.C.

Cat. No.	Cap. Mfd.	Size	List Price
TPX005	.005	7/16x1 ¾	$0.30
TPX01	.01	½x1 ¾	.35
TPX02	.02	⅝x1 ¾	.45

GENERATOR CONDENSER
TYPE GC

These generator condensers are characterized by painstaking mechanical construction to endure the severe duty encountered in auto service. Leads are hot soldered, and carefully swedged to the condenser section and to the can. Section exceptionally well impregnated and sealed to give long, trouble-free life.

Type GC2050 ..... **List Price $0.50**

HIGH VOLTAGE PAPER CAPACITORS

They are sealed in steel cans with high-melting point wax, and due to the absence of free oil, there is no possibility of any annoying oil seepage. Furnished with stand-off insulators and heavy mounting feet. May be mounted in any position.

WORKING VOLTAGE 1000 D.C.

Cat. No.	Cap. Mfd.	Size	List
OC-1001	1	2 ½x3 ¾x1 ½	$3.00
OC-1002	2	3 ¼x4 11/16x2 ⅛	4.50
OC-1004	4	3 11/16x6 ¼x2 9/16	7.00

WORKING VOLTAGE 2000 D.C.

OC-2001	1	3 ¼x4 11/16x2 ⅛	5.25
OC-2002	2	3 11/16x6 ¼x2 9/16	8.00

WORKING VOLTAGE 3000 D.C.

OC-3001	1	3 11/16x6 ¼x2 9/16	18.00

TYPE US—UNCASED SECTIONS

Type US condensers are especially recommended for replacement work in which reliability is the prime consideration. Made of the purest paper and foil, they are carefully impregnated and sealed and critically tested. Sealed with high melting point wax, and furnished with long, solidly anchored leads.

WORKING VOLTAGE 600 D.C.

Cat. No.	Cap. Mfd.	Size	List
US-601	1	½x2 ¼x1 ¾	$0.90
US-602	2	⅞x2 ½x2 ⅛	1.35
US-604	4	1 ⅜x2 ½x2 ½	2.70

WORKING VOLTAGE 1000 D.C.

US-1001	1	⅞x2 ½x2 ⅛	1.50
US-1002	2	1 ⅜x2 ½x2 ½	2.50

Prices Subject to Change Without Notice

Copyright by U. C. P., Inc.

AMERICAN CONDENSER CORP.

HIGH GRADE ELECTROLYTIC & PAPER CAPACITORS

Little Americans

Dry Electrolytic Capacitors in all standard capacities and working voltages

Little Americans were designed to meet the popular demand for smaller and more compact capacitors. In life span and performance, they are comparable to standard units. Quality and performance ability have not been sacrificed to secure the smaller size. Literally, they are giants in the service they render. Their smaller size makes them ideal for replacement service—as they may readily be wired into the most inaccessible spots. . . . The specially prepared foil used in Little Americans has been subjected to the most exacting tests. It is guaranteed to stand up in service. . . . Perfect impregnation precludes the possibility of moisture absorption. Values remain constant. . . . Highest quality separation paper of uniform texture and thickness assures uniform electrical characteristics in all units. . . . Tinned leads, securely anchored to the foil will not pull out—are easily wired into the circuit. . . . Use Little Americans just as you would regular Americans—for long dependable service.





SMALLER AND MORE DEPENDABLE

STANDARD LISTINGS

	Mfd.	Size	List Price
25 VOLT D.C.	5	17/32"x1 1/2"	$0.40
	10	17/32"x1 1/2"	.40
	25	17/32"x1 1/2"	.50
50 VOLT D.C.	5	17/32"x1 1/2"	.45
	10	17/32"x1 1/2"	.50
	25	17/32"x1 1/2"	.55
	5-5	5/8"x2 1/8"	.65
	10-10	5/8"x2 1/8"	.65
150 VOLT D.C.	4	5/8"x2 1/8"	.40
	8	5/8"x2 1/8"	.45
	12	5/8"x2 1/8"	.50
	16	5/8"x2 1/8"	.55
	20	5/8"x2 1/8"	.60
	30	3/4"x2 1/8"	.65
	40	3/4"x2 1/8"	.70
	12-12	3/4"x2 1/8"	.95
	16-16	3/4"x2 1/8"	1.05
250 VOLT D.C.	4	5/8"x2 1/8"	.45
	8	5/8"x2 1/8"	.50
	12	5/8"x2 1/8"	.65
	16	3/4"x2 1/8"	.75
	20	3/4"x2 1/8"	.80
	40	3/4"x2 1/8"	.95
350 VOLT D.C.	4	5/8"x2 1/8"	.50
	8	5/8"x2 1/8"	.55
	12	3/4"x2 1/8"	.70
	16	3/4"x2 1/8"	.80
450 VOLT D.C.	4	5/8"x2 1/8"	.55
	8	5/8"x2 1/8"	.60
	12	3/4"x2 1/8"	.75
	16	3/4"x2 1/8"	.90
	8-8	1"x2 1/4"	1.00

SMALL — COMPACT — STREAMLINED *FOR EASY INSTALLATION*

In response to the popular demand for a smaller and more compact cardboard container, dry electrolytic capacitator, these Little Americans have been produced. Requiring only the smallest of chassis space, they may be readily wired into the most inaccessible places. They are available in all standard sizes and multiple types. Dual and multiple type units are of separate sections.

Cat. No.	Capacity Mfd.	Dimensions L. - W. - D.	List Price
TYPE LP-2, 150 W.V. 200 P.V. DC			
LP2-8	8	2 3/8 x 3/4 x 3/4	$0.75
LP2-12	12	2 3/8 x 3/4 x 3/4	.75
LP2-16	16	2 3/8 x 3/4 x 3/4	.90
LP2-20	20	2 3/8 x 3/4 x 3/4	.95
LP2-30	30	2 3/8 x 3/4 x 3/4	1.10
LP2-40	40	2 3/8 x1 1/4 x 3/4	1.25
LP2-12-12	12-12	2 3/8 x1 1/4 x 3/4	1.35
LP2-12-16	12-16	2 3/8 x1 1/4 x 3/4	1.45
LP2-16-16	16-16	2 3/8 x1 1/4 x 3/4	1.50
LP2-30-10	30-10	2 3/8 x1 1/4 x 3/4	1.75
LP2-20-10-10 C.N.	20-10-10	2 3/8 x1 1/4 x 3/4	2.00
TYPE LP-3 250 W.V. 325 P.V. DC			
LP3-8	8	2 3/8 x 3/4 x 3/4	.80
LP3-12	12	2 3/8 x 3/4 x 3/4	.95
LP3-16	16	2 3/8 x 3/4 x 3/4	1.05
LP3-20	20	2 3/8 x1 1/4 x 3/4	1.20
LP3-4-8	4-8	2 3/8 x1 1/4 x 3/4	1.15
LP3-8-8	8-8	2 3/8 x1 1/4 x 3/4	1.25
LP3-8-16	8-16	2 3/8 x1 1/4 x 3/4	1.45
LP3-16-16	16-16	2 3/8 x1 1/4 x 3/4	1.65
LP3-8-8-8 C.N.	8-8-8	2 3/8 x1 1/4 x 3/4	1.90
TYPE LP-5 450 W.V. 525 P.V. DC			
LP5-2	2	2 3/8 x 3/4 x 3/4	.65
LP5-4	4	2 3/8 x 3/4 x 3/4	.75
LP5-8	8	2 3/8 x 3/4 x 3/4	.90
LP5-10	10	2 3/8 x 3/4 x 3/4	1.15
LP5-12	12	2 3/8 x1 1/4 x 3/4	1.30
LP5-16	16	2 3/8 x1 1/4 x 3/4	1.45
LP5-4-4	4-4	2 3/8 x1 1/4 x 3/4	1.20
LP5-4-8	4-8	2 3/8 x1 1/4 x 3/4	1.35
LP5-8-8	8-8	2 3/8 x1 1/4 x 3/4	1.50
LP5-8-8-8	8-8-8	3 x1 1/4 x1	2.20

Prices Subect to Change Without Notice

Copyright by U. C. P., Inc.

TOBE CONDENSERS

THE STANDARD OF THE PIONEER—THE PRODUCTS OF EXPERIENCE

COMPACT DRY ELECTROLYTIC CONDENSERS

Contained in inverted aluminum can for single hole mounting. Condensers insulated from can. 6" long coded negative and positive leads. Surge peak voltage 525; DC working voltage 450.

Cat. No.	Cap. Mfd.	Dimen. Dia. Hgt.	List Price
CC514	4	1x2 ½	$0.85
CC518	8	1x3 ⅛	1.05
CC5112	12	1x4 ⅛	1.40
CC5116	16	1x4 ⅛	1.55

INVERTED CAN DRY ELECTROLYTICS

Single and dual section condensers contained in inverted aluminum can for single hole stud mounting. Condensers insulated from can. Dual sections for separate negative and positive leads allowing its use where this feature is necessary. Hermetically sealed and moisture proofed.

Cat. No.	Cap. Mfd.	Dimen. Dia. Hgt.	List Price
PEAK VOLTS 525 - WORKING VOLTS 450 DC			
C514	4	1x3 ¼	$0.85
C518	8	1 ⅜ x 4 ⅜	1.05
C5110	10	1 ⅜ x 4 ⅜	1.25
C5112	12	1 ⅜ x 4 ⅜	1.40
C5116	16	1 ½ x 4 ⅜	1.55
C5124	24	1 ½ x 4 ⅜	1.85
C5130	30	1 ½ x 4 ⅜	2.15
C544	4-4	1 ⅜ x 4 ⅜	1.30
C548	4-8	1 ⅜ x 4 ⅜	1.45
C588	8-8	1 ½ x 4 ⅜	1.60
PEAK VOLTS 600 - WORKING VOLTS 475 DC			
C618	8	1 ⅜ x 4 ⅜	1.50
C6112	12	1 ⅜ x 4 ⅜	2.05
C6116	16	1 ½ x 4 ⅜	2.30
C6124	24	1 ½ x 4 ⅜	2.60
C6130	30	1 ½ x 4 ⅜	2.90
C644	4-4	1 ⅜ x 4 ⅜	1.95
C688	8-8	1 ½ x 4 ⅜	2.40

Surge-Proof Filter-Mite Condensers

The Tobe Filter-Mite Condenser is a new development in paper capacitor design. Available in plug-in or standard style. Extremely small in size. Ideal for electronic and communication devices where space is at a premium. Processed in micranol.

Plug-In Cat. No.	Plug-In List Price	Cap. Mfd.	Standard No. Cat.	Standard Price List
WORKING VOLTS 600 DC				
		.05	FM605	$0.90
PGP6010	$1.40	.1	FM610	1.00
PGP6025	1.50	.25	FM625	1.10
PGP6050	1.60	.5	FM650	1.20
PGP601	1.85	1.0	FM601	1.60
PGP602	2.35	2.0	FM602	2.30
PGP604	3.45	4.0	FM604	3.35
WORKING VOLTS 1000 DC				
		.05	FM1005	1.15
PGP1010	1.50	.1	FM1010	1.25
PGP1025	1.65	.25	FM1025	1.37
PGP1050	1.80	.5	FM1050	1.50
PGP1001	2.15	1.0	FM1001	2.05
PGP1002	3.30	2.0	FM1002	3.20
		4.0	FM1004	5.15

ELECTROLYTIC PLUG-IN CONDENSERS

Plug-in electrolytic condensers with a UX4 prong base. Makes condensers as readily interchangeable as tubes. Peak V. 600, Work V. 475

Cat. No.	Cap. Mfd.	Dimen. Dia. Hgt.	List Price
PG68	8	1 ½ x 3 ¼	$1.75
PG616	16	1 ½ x 3 ¾	2.65
PG688	8-8	1 ½ x 3 ¾	2.65

TOBE MICRANOL TRANSMITTING CONDENSERS

The Tobe Micranol Transmitting Condenser is guaranteed unconditionally for one year. Incorporated in this condenser are the finest in material and engineering design. Processed in oil and completely sealed in a beautiful gray crackle finish. Encased in a rectangular metal housing with a universal mounting bracket which permits mounting condenser upright or for subpanel use. The insulators are wet processed and made of the same material as the power insulators that stand 100,000 volts. Will stand a surge test 2½ times their working voltage. Dimensions 3¼ x 5 x 2⅛".

Cat. No.	Cap. Mfd.	Working Volts D.C.	List Price
TR11	1	1000	$2.50
TR12	2	1000	3.25
TR21	1	2000	2.85
TR22	2	2000	4.20
TR31	1	3000	6.00
TR32	2	3000	11.00

Compact Carton Dry Electrolytic Condensers

Single and dual dry electrolytic condensers contained in hermetically sealed rectangular cartons with mounting flanges. Coded leads 6" long. Dual condensers have separate negatives and positives permitting universal use in replacement work.

Cat. No.	Cap. Mfd.	Dimensions L W D	List Price
PEAK VOLTS 200 - WORKING VOLTS 150 DC			
EC24	4	2 ½ x 9/16 x ⅞	$ .65
EC28	8	2 ½ x 9/16 x ⅞	.80
EC212	12	2 ¼ x ⅞ x ⅞	.95
EC216	16	2 ¼ x1 x ⅞	1.05
EC220	20	2 ¼ x1 x ⅞	1.20
EC244	4-4	2 ¼ x ⅞ x ⅞	.90
EC288	8-8	2 ¼ x1 x ⅞	1.20
EC2816	8-16	2 ¼ x1 ¼ x1	1.35
PEAK VOLTS 525 - WORKING VOLTS 450 DC			
EC52	2	2 ½ x 9/16 x ⅞	.65
EC54	4	2 ½ x 9/16 x ⅞	.75
EC58	8	2 ½ x1 x ⅞	.95
EC510	10	2 ½ x1 x ⅞	1.15
EC512	12	2 ½ x1 ½ x1	1.30
EC516	16	2 ½ x1 ½ x1	1.45
EC544	4-4	2 ½ x1 ¼ x ⅞	1.20
EC548	4-8	2 ½ x1 ½ x1	1.35
EC588	8-8	2 ½ x1 ½ x1	1.50
PEAK VOLTS 600 - WORKING VOLTS 475 DC			
EC64	4	2 ½ x1 x ⅞	$1.15
EC68	8	2 ½ x1 ½ x1	1.35
EC610	10	2 ½ x1 ½ x1	1.55
EC612	12	2 ½ x1 ½ x1	1.70

Paper Tubular Surge-Proof Condensers

These surge-proof tubular capacitors are double-vacuum-impregnated, non-inductively wound of the purest foil. Ideal for radio frequency and audio frequency by-pass service. Tested at five times their rated voltage.

400 Volts Working Cat. No.	Cap. Mfd.	List Price	600 Volts Working Cat. No.	Cap. Mfd.	List Price
M11	.01	$.15	M1	.001	$.15
M21	.02	.15	M2	.002	.15
M41	.04	.15	M3	.003	.15
M50	.05	.15	M4	.004	.15
M60	.06	.20	M5	.005	.15
410-T	.1	.20	M6	.006	.15
425-T	.25	.25	M10	.01	.15
450-T	.5	.35	M20	.02	.15
401-T	1.0	.50	M30	.03	.20
Universal Automobile Vibrator 1600 Volts Working			M41	.04	.20
M05	.01	.30	M51	.05	.20
M06	.02	.40	610-T	.1	.25
M07	.03	.50	625-T	.25	.35
			650-T	.5	.50

TUBULAR DRY ELECTROLYTIC CONDENSERS

Tobe Tubidon Electrolytic Condensers are of the finest quality. To prevent moisture absorption they are completely wax filled in one container and encased in an outer container for additional precaution. Mechanic opens and tap corrosion are eliminated. Single section units have a lead at each end, dual units have two positive leads at one and a common negative at the other.

Cat. No.	Cap. Mfd.	Dimen. Dia. Hgt.	List Price
PEAK VOLTS 35 - WORKING VOLTS 25 DC			
ET3505	5	9/16 x2 ¼	$0.40
ET3510	10	9/16 x2 ¼	.40
ET3525	25	¾ x2 ¼	.50
ET3550	50	¾ x2 ¼	.65
ET3205	5-5	¾ x2 ¼	.60
ET3210	10-10	¾ x2 ¼	.60
PEAK VOLTS 75 - WORKING VOLTS 50 DC			
ET5005	5	9/16 x2 ¼	.45
ET5010	10	9/16 x2 ¼	.45
ET5025	25	¾ x2 ¼	.55
ET5050	50	¾ x2 ¼	.70
ET5205	5-5	¾ x2 ¼	.65
ET5210	10-10	¾ x2 ¼	.65
PEAK VOLTS 200 - WORKING VOLTS 150 DC			
ET24	4	¾ x2 ¼	.40
ET28	8	¾ x2 ¼	.45
ET212	12	⅞ x2 ¼	.50
ET216	16	11/16 x2 ¼	.55
ET224	24	11/16 x2 ¼	.60
ET230	30	1 x2 ½	.65
PEAK VOLTS 525 - WORKING VOLTS 450 DC			
ET54	4	¾ x2 ¼	.55
ET58	8	1 x2 ½	.60
ET512	12	1 3/32 x2 ⅝	.75
ET516	16	1 3/32 x2 ⅝	.90
PEAK VOLTS 600 - WORKING VOLTS 475 DC			
ET64	4	⅞ x2 ¾	.90
ET68	8	1 3/32 x2 ¾	1.05

PAPER REPLACEMENTS FOR ELECTROLYTIC CONDENSERS

Tobe paper dielectric condensers identical in appearance and physical dimensions as most electrolytic condensers for which these units are to replace. Will stand high peak service. Ideal for low power transmitters, amplifiers and any application where uninterrupted and dependable service is required. Available in inverted single hole mounting aluminum can or a rectangular impregnated cardboard carton. Dual units have separate leads.

Cat. No.	Replaces Cap. Mfd.	Work Volts	List Price
TYPE PR RECTANGULAR CARTON			
PR404	4	450	$0.90
PR408	8	450	1.15
PR444	4-4	450	1.50
PR488	8-8	450	1.90
PR604	4	600	1.20
PR608	8	600	1.60
PR644	4-4	600	2.00
PR688	8-8	600	2.65
TYPE PRC ROUND CAN			
PRC604	4	600	1.35
PRC608	8	600	1.75
PRC644	4-4	600	2.25
PRC688	8-8	600	2.80

TRANSMITTING FILTER CONDENSERS

Oil processed transmitting condensers are ideal for severe humidity and high temperature conditions. Contained in single hole mounting aluminum can. One terminal is insulated. Insulating washer supplied to insulate from chassis.

Cat. No.	Cap. Mfd.	Work Volts	List Price
MR62	2	600	$2.25
MR64	4	600	3.00
MR101	1	1000	2.25
MR102	2	1000	2.75
MR1510	1	1500	3.50
MR1520	2	1500	4.50

Copyright by U. P. C., Inc.

STOP RADIO NOISE !

TOBE ORIGINAL — WITH — **Filterettes** — ENDORSED BY THE NATION — TOBE DEPENDABLE

THERE IS A TOBE FILTERETTE FOR EVERY TYPE OF EQUIPMENT

The TOBE Filterettes listed below are backed by a competent engineering staff with many years' experience and may be depended upon to eliminate all types of interference.

TOBE Engineers were pioneers in the work of stopping all types of radio interference, and their work in this field is largely responsible for the interest in this problem today. If we do not list a Filterette which appears to meet your requirements, we will be glad to obtain it for you if you will send us the name of the appliance which is causing interference, together with its voltage and amperage ratings.

FILTERETTE JUNIOR

For use on vacuum cleaners, hair dryers, cash registers, drink mixers, dictating machines, sewing machines, floor polishers. Approved by Underwriters' Laboratories. 110 volts A.C. or D.C. Ship. wt. 6 oz.

List Price $1.25

FILTERETTE SENIOR

For use on portable electrical tools and small motored appliances receiving their power from a circuit have one side grounded. Standard cap and receptacle. Designed for use on any 110 volt D.C. or A.C. circuit; will carry current of 2.5 amperes. Ship. wt. 1 lb. 1 oz.

List Price $4.75

SIGN FLASHER FILTERETTES

Stop radio noise from traffic beacons, chasers, running borders, neon primary flashers, and airplane beacons. Contain correctly designed inductances and capacitances for maximum efficiency. Same type units as used by sign companies and flasher manufacturers.

Type No.	Number of Circuits	Amps. per Circuit	List Price
FS-110	1	4	$12.50
NYL-2	2	10	20.00
NYL-4	4	10	38.00

ELECTRIC RAZOR FILTERETTE

A special unit for application to electric razors that spoil early morning radio programs. Installed at end of cord where it is completely out of way; reduces interference to a negligible value under practically all conditions. Approved by Underwriters' Laboratories and leading makers of electric shavers. **List Price**.....$1.00

OIL BURNER FILTERETTE, OB-110, All-Wave

For use on all oil burners to kill ignition interference. Contained in utility type knock-out box 4" x 2" x 2" with screw cover. Will carry 2½ amperes at 110 volts. Listed by Underwriters' Laboratories.

List Price $7.95

POWER LINE FILTERETTE RF-2

Use with radio sets to keep noise from entering receiver through power connection. Especially effective with D.C. receivers. Contains choke coils in both sides of line. Effectively shielded by rugged steel housing. 4-foot rubber cord has unbreakable rubber plug.....**List Price** $4.75

FILTERETTE JA

For use on same appliances as Junior Filterette; for permanent connection where attachment cord is brought out of motor frame. Screw terminals for connections. Maximum noise reduction as installation is at noise source. Ship. wt. 6 oz.

List Price $1.75

HEAVY DUTY FILTERETTE, 110-PO

Use with adding machines, juice extractors, dental engines, etc. Has chokes in both sides of line; gray enameled steel housing; 5 ft. rubber cord. Underwriters approved. 5 amperes —110 volts.

List Price $10.50

DIATHERMY FILTERETTES

Stop feed-back of radio noise from diathermy and X-Ray to electric light and power lines. Recommended and approved by leading diathermy manufacturers. Must be used in shielded room. Supplied with installation instructions and shielding specifications.

Type No.	Amperes	Volts	List Price
1-HF0	6	110 A.C.	$ 35.00
1-HF2	15	110 A.C.	75.00
1-HF3	25	110 A.C.	125.00

NEW CAPACITIVE FILTERETTES

For use with motors, mercury arc rectifiers, battery chargers, welding generators, and exciters. Contained in steel knock-out boxes for permanent installation in two-wire or three-wire electrical circuits. Insulated flexible leads for connection. Do not carry current, hence may be used without regard to size of interfering apparatus.

Type No.	Volts	Size	List Price
8-2-F	110	4"x 2"x2"	$ 6.50
B-2-F	220	4"x 2"x2"	7.50
60	600	10"x10"x4"	25.00

INDUCTIVE-CAPACITIVE FILTERETTES

For use with compressors, elevators, floor polishers, repulsion motors, call systems, printing presses, rotary converters, refrigerators, etc. Have rugged steel cases with knock-outs for BX or conduit. Choke coils of heavy construction for cool operation and minimum voltage drop.

Type. No	Amperes	Volts	List Price
110	5	110	$12.50
221	5	220	20.00
131	10	110	20.00

Filterettes in higher current ratings available on order.

OFFICIAL RADIO NOISE MANUAL
Fourth Edition

The standard textbook on radio noise elimination containing basic information as accurate today as when the first edition was published in 1929. Gives practical hints on proved ways to stop radio noise. Based on original research of Tobe interference engineers. Contains 76 full size 8½" x 11" pages, 61 photographs, 28 wiring diagrams, 24 drawings, sample survey report and interference ordinance. The complete guide to radio interference work .....**List Price 50c**

FILTERETTE SELECTOR

This useful tool shows just what Filterette will stop the radio noise from most electrical equipment. Rotary switch on sloping control panel gives direct reading of Filterette types. Contained in rugged steel case attractively finished in baked gray lacquer. Connection to apparatus under test is by standard plug and receptacle or special clip lead adapters. The Tobe Filterette Selector will be found particularly useful in demonstrating the results to be expected from Filterette installations.

Dealer Net Price $7.50*

TOBE CONDENSER BRIDGE AND ANALYZER



A direct reading instrument for testing condensers and resistors. Single linear scale of balance control provides maximum ease of reading. Decade switch for measurement of capacitance .00001 to 100 mfd. and resistance 1 to 1,000,000 million ohms. Effective scale length 5' 3" capacitance, 4' 6" for resistance. Amplifier stage with sensitivity control ahead of electronic eye balance indicator for rapid reading of all values. Voltage and leakage controls direct reading. Power factor 0 to 50%. Welded steel case finished in gray wrinkle enamel. Complete with all tubes 01A, 6E5, 6J7, neon indicator, primary fuse, color coded test leads, operating instructions.

Dealer Net Price $32.50*

Copyright by U. C. P., Inc.

Centralab

Quality Controls • Resistors • Selector Switches

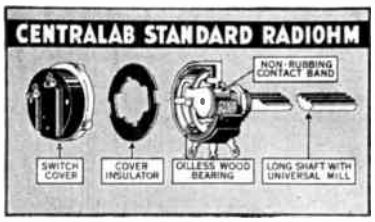

Wall Type Resistor hugs inner circumference of black molded bakelite case. Exclusive non-rubbing contact band assures quiet, smooth rotation and long life. Case dimensions: 1 3/8" diameter x 9/16" deep. Metal shaft extends 3 3/8" from case; milled full length for push-on or set screw knob.

CENTRALAB STANDARD RADIOHM WITHOUT TAP

LESS SWITCH.....$1.00 WITH SWITCH.....$1.50

Catalog Number				Usual Circuit Location	Resistance	
Without Switch		With Switch				
Old #	New #	Old #	New #		Ohms	Curve
72-118	A-100	62-118	B-100	Voltage Divider	500	1
72-107	A-101	62-107	B-101	Voltage Divider	1000	1
72-101	A-102	62-101	B-102	Voltage Divider	2000	1
72-108	A-103	62-108	B-103	Voltage Divider	3000	1
72-109	A-104	62-109	B-104	Voltage Divider	4000	1
72-110	AF-105	62-110	BF-105	Voltage Divider	5000	1
70-204	A-106	52-204	B-106	Antenna Shunt	5000	6
72-139	AF-107	62-139	BF-107	Voltage Divider	7500	1
72-114	AF-108	62-114	BF-108	Antenna, C-Bias	10000	1
72-113	AF-109	62-113	BF-109	Antenna, C-Bias	10000	3
70-205	AF-110	52-205	BF-110	Antenna, C-Bias	10000	4
72-100	A-111	62-100	B-111	Antenna Shunt	10000	6
72-115	AF-112	62-115	BF-112	Antenna, C-Bias	15000	3
79-006	AF-113	99-006	BF-113	Antenna, C-Bias	15000	4
72-119	AF-114	62-119	BF-114	Antenna, C-Bias	20000	3
72-111	AF-115	62-111	BF-115	Voltage Divider	25000	1
70-206	AF-116	52-206	BF-116	C-Bias	25000	4
72-102	AF-117	62-102	BF-117	Antenna Shunt	25000	3
72-103	A-118	62-103	B-118	Voltage Divider	50000	1
72-117	A-119	62-117	B-119	Tone Control	50000	6
72-123	A-120	62-123	B-120	Tone Control	75000	6
70-202	AF-121	52-202	BF-121	C-Bias	75000	4
72-104	A-122	62-104	B-122	Voltage Divider	100000	1
72-122	A-123	62-122	B-123	AF Grid or Tone	100000	6
72-136	A-124	62-136	B-124	AF Grid or Tone	150000	6
72-120	A-125	62-120	B-125	AF Grid or Tone	200000	1
72-131	AF-126	62-131	BF-126	C-Bias	200000	4
72-121	A-127	62-121	B-127	AF Grid or Tone	250000	6
72-105	A-128	62-105	B-128	Voltage Divider	500000	6
72-106	A-129	62-106	B-129	Series in RF Plate	500000	1
70-203	A-130	52-203	B-130	Af Grid or Tone	500000	4
72-140	A-131	62-140	B-131	Af Grid or Tone	750000	6
72-116	A-132	62-116	B-132	Af Grid or Tone	1 Meg	6
72-137	A-133	62-137	B-133	Af Grid or Tone	2 Megs	6
72-132	A-134	62-132	B-134	Af Grid or Tone	3 Megs	6

TAPPED STANDARD RADIOHM

LESS SWITCH.....$1.50 WITH SWITCH.....$2.00

72-138	AT-135	62-138	BT-135	Tapped Audio Grid	250000	10
72-134	AT-136	62-134	BT-136	Tapped Audio Grid	500000	10
72-135	AT-137	62-135	BT-137	Tapped Audio Grid	1 Meg	10
72-142	AT-138	62-142	BT-138	Tapped Audio Grid	2 Meg	10

COMPANION TO THE STANDARD RADIOHM, the Midget is necessary to replace original controls in many current models using small controls for space savers. Molded bakelite case, 1 1/8" diameter. 1/4" metal shaft 3 3/8" long, milled for standard push-on or set screw knob.



CENTRALAB MIDGET RADIOHM WITHOUT TAP

LESS SWITCH.....$1.00 WITH SWITCH.....$1.50

Catalog Number		Usual Circuit Location	Resistance	
Without Switch	With Switch		Ohms	Curve
NF-106	PF-106	Voltage Divider	500	1
NF-107	PF-107	Antenna, C-bias	10000	1
NF-100	PF-100	Antenna, C-bias of One Tube	10000	3
NF-108	PF-108	Antenna, C-bias of Two Tubes	10000	4
N-109	P-109	Antenna Shunt	10000	6
NF-110	PF-110	Antenna, C-bias of One Tube	15000	3
NF-111	PF-111	Antenna, C-bias of Two Tubes	15000	4
NF-112	PF-112	Antenna, C-bias	20000	1
NF-113	PF-113	Voltage Divider	25000	3
NF-101	PF-101	Antenna, C-bias	25000	3
N-114	P-114	Voltage Divider	50000	1
N-115	P-115	Tone Control	50000	6
N-116	P-116	Voltage Divider	100000	1
N-117	P-117	Audio Grid or Tone	100000	6
N-102	P-102	Audio Grid or Tone	250000	6
N-118	P-118	Voltage Divider	500000	1
N-103	P-103	Audio Grid or Tone	500000	6
N-104	P-104	Audio Grid or Tone	1 Meg.	6

TAPPED MIDGET RADIOHM

LESS SWITCH.....$1.50 WITH SWITCH.....$2.00

Catalog Number		Maximum Resistance	Tap Resistance
Without Switch	With Switch		
NT-119	PT-119	250M	75M
NT-147	PT-147	250M	125M
NT-148	PT-148	350M	75M
NT-120	PT-120	500M	150M
NT-149	PT-149	500M	250M
NT-150	PT-150	1 Meg.	200M
NT-121	PT-121	1 Meg.	300M
NT-151	PT-151	2 Megs.	200M
NT-152	PT-152	2 Megs.	400M
NT-122	PT-122	2 Megs.	600M
NT-153	PT-153	2 Megs.	1 Meg.
NT-154	PT-154	2 Megs.	1 Meg.

ATTACHABLE SWITCH COVERS

FOR STANDARD AND WIRE WOUND RADIOHMS

Cat. No.	Circuit	Price	Cat. No.	Circuit	Price
K-10	S.P.S.T.	$0.50	K-16	S.P.D.T. (Operates at clockwise position)	.60
K-11	S.P.D.T.	.60	K-17	S.P.D.T. (With Dummy Lug)	.60
K-12	D.P.S.T.	.60			
K-15	Four Point	.60			

FOR MIDGET RADIOHMS

Cat. No.	Circuit	Price
K-155	S.P.S.T.	$0.50
K-156	S.P.D.T.	.60
K-157	D.P.S.T.	.60
K-158	Four Point	.60
K-169	S.P.S.T. (With Dummy Lug)	.60

STANDARD ROUND SHAFT RADIOHM

Shaft has no milled flat, so that a pointer type knob can be located in any desired relation to the slider. Useful for many commercial applications. Identical to Standard Radiohm except that shaft is 1/4" round steel cadmium plated length, 2 1/4" from face of unit, with grooves every half inch for breakoff purposes. These Radiohms may be converted into switch type by using any of the standard switches listed above.

Price All Types (Less Switch) $1.00



Cat. No.	Resistance	Curve
AS-139	10M	1
AS-140	25M	1
AS-141	50M	1
AS-142	100M	1
AS-143	100M	6
AS-144	250M	1
AS-145	250M	6
AS-146	500M	1
AS-147	500M	6
AS-148	1 Meg.	6
AS-149	5 Megs.	6
AS-150	10 Megs.	6

STANDARD SUBMIDGET RADIOHM

A small diameter control with many of the characteristics of larger units. Ideal for use in small equipment and spaces where other controls will not fit. Especially adaptable in construction of hearing aids and to the requirements of experimenters, home set builders or "hams" for use in portable equipment. Case dimensions: 3/8" depth by 3/4" diameter. Round steel shaft extends 2 3/8" beyond face of unit and is grooved every half inch from end of bushing. Features the wall type resistor which hugs the inner circumference of a metal case. The Standard Submidget Radiohm is not available with switch. **Price All Types $1.00**

Cat. No.	Resistance	Curve
NS-10	1M	1
NS-11	5M	1
NS-12	10M	1
NS-13	25M	1
NS-14	50M	1
NS-15	100M	6
NS-16	250M	6
NS-19	500M	1
NS-17	500M	6
NS-18	1 Meg.	6

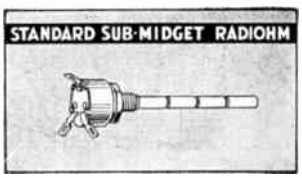

Copyright by U. C. P., Inc.

Centralab

Quality Controls • Resistors • Selector Switches

STANDARD ELF RADIOHM



A new control designed similar to the Standard Midget Radiohm but much smaller in diameter, features the Centralab wall type resistor. Bakelite case 57/64" diameter, 17/32" deep (less switch), 25 32" deep (with switch). Fully shielded with long skirt metal cover and metal back plate. Available with two shaft designs—one of the universal fluted mill, the other a universal split knurl—either shaft 1/4" diameter, 3 3/8" long. Shafts easily cut to desired length. For switch type add Elf Radiohm switch covers K-150 or K-151.



This new control opens a new field of replacements by allowing installation in extremely small spaces as found in present day battery portables, "personal" receivers and auto sets. Particularly adaptable to late model Motorola and Emerson auto sets and portables.

Centralab Standard Elf Radiohm Without Top..$1.00

Catalog Number		Usual Circuit Location	Resistance	
Fluted Mill Shaft	Split Knurl Shaft		Ohms	Curve
LF-100	LF-200	Antenna, C-bias	10M	4
LF-101	LF-201	Antenna, C-bias	25M	3
L-102	L-202	Antenna or Tone	50M	6
L-103	L-203	A.F. Grid or Tone	100M	6
L-104	L-204	A.F. Grid or Tone	250M	6
L-105	L-205	A.F. Grid or Tone	500M	6
L-106	L-206	A.F. Grid or Tone	1 Meg.	6
L-107	L-207	A.F. Grid or Tone	2 Megs.	6
L-108	L-208	A.F. Grid or Tone	3 Megs.	6

Centralab Standard Elf Radiohm With Top.....$1.50

Catalog Number			Resistance	
Fluted Mill Shaft	Split Knurl Shaft		Maximum Resistance	Tap Resistance
LT-150	LT-250		250M	75M
LT-151	LT-251		500M	150M
LT-152	LT-252		1 Meg.	200M
LT-153	LT-253		1 Meg.	300M
LT-154	LT-254		2 Megs.	200M
LT-155	LT-255		2 Megs.	400M
LT-156	LT-256		2 Megs.	600M

Attachable Switch Covers

Catalog Number	Circuit	Price
K-150	Single Pole, Single Throw	$0.50
K-151	Single Pole, Single Throw with Dummy Lug	.60

STANDARD RESISTANCE CURVES

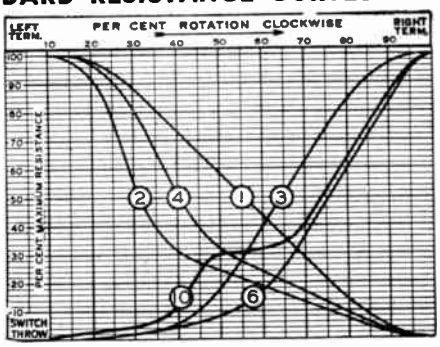

UNIVERSAL SPLIT-KNURL REPLACEMENT CONTROLS



Pat. No. 2156067

Many late model radio sets use split-knurl shafts and the knobs will not fit the usual flatted shaft. These new Centralab replacements will fit simply by cutting the shaft to proper length and easily cut. For switch type, add Midget Radiohm switch covers K-155, K-156, K-157, K-158 or K-169.

Cat. No.	Ohms	Type	Price
NK-139	250M	Plain	$1.00
NK-140	500M	Plain	1.00
NK-141	1 Meg.	Plain	1.00
NK-142	2 Meg.	Plain	1.00
NK-143	500M	Tapped	1.50
NK-144	1 Meg.	Tapped	1.50

WIRE WOUND RADIOHMS

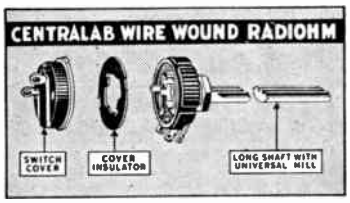

Wire wound resistance strip in brown molded bakelite case with dimensions identical to Standard Radiohm. Only plain controls are listed—converted to switch type with Standard Radiohm switch covers. Insulated metal shaft extends 3 3/8" from case, milled full lengths for push-on or set screw knob. Rated at 3 watts. All controls have linear relation of resistance to rotation.

Price—All Types $1.00 (Less Switch)

Cat. No.	Ohms	Cat. No.	Ohms
V-100	2	V-121	100
V-102	4	V-123	200
V-104	6	V-125	300
V-106	8	V-126	400
V-108	10	V-127	500
V-109	15	V-128	750
V-110	20	VF-129	1000
V-111	25	VF-131	2000
V-112	30	VF-133	3000
V-114	40	VF-134	4000
V-116	50	VF-135	5000
V-117	60	VF-136	7500
V-118	75	VF-137	10000

Copyright by U. C. P., Inc.

Centralab

Quality Controls • Resistors • Selector Switches

● ADASHAFT MIDGET RADIOHM

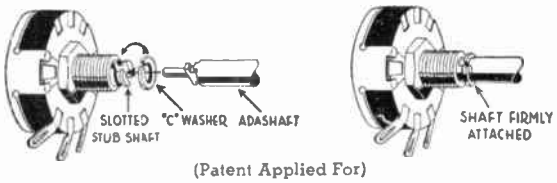

(Patent Applied For)

By merely adding any one of the shafts illustrated below the simple Adashaft construction permits a maximum of replacement possibilities with a minimum of stock. One K-185 shaft is included with each control listed in this group and additional parts are available upon request. The illustration above indicates the method of attaching the shaft to the control and by firmly clinching the "C" washer, the shaft is held in place without wobble or play.

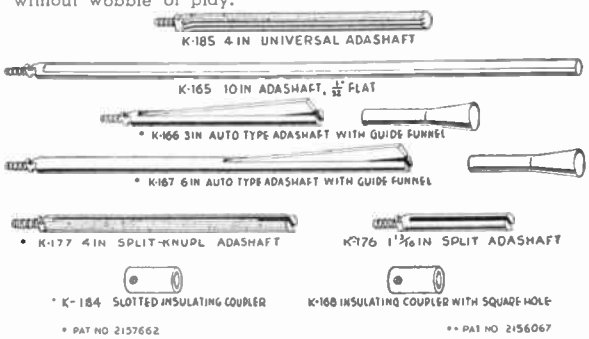

Adashaft Midget Radiohms are supplied without switch. To convert any control to switch type, use Midget switch covers listed on page L-5. Available resistance values and tapers are listed below.

Price, Less Tap, $1.00

Catalog Number	Usual Circuit Location	Resistance Ohms	Curve
NF-126	Antenna, C-Bias	10M	3
NF-146	Antenna, C-Bias	25M	4
N -127	Tone Control	50M	6
N -128	Audio Grid or Tone	250M	6
N -129	Audio Grid or Tone	500M	6
N -130	Audio Grid or Tone	1 Meg.	6
N -131	Audio Grid or Tone	2 Meg.	6
N -145	Audio Grid or Tone	3 Meg.	6

● TAPPED ADASHAFT MIDGET RADIOHMS

Price, With Tap, $1.50

Catalog Number	Usual Circuit Location	Resistance Ohms	Curve
NT-132	Tapped Audio Grid	250M	10
NT-133	Tapped Audio Grid	500M	10
NT-134	Tapped Audio Grid	2 Meg.	10
NT-135	Tapped Audio Grid	2 Meg.	10

● ADASHAFT FOR CONTROLS LISTED ABOVE

Catalog Number	Description	Price Each
K-163	4" Adashaft; 1/32" flat full length	$ .25
K-164	4" Adashaft; 3/32" flat full length	.25
K-165	10" Adashaft; 1/32" flat full length	.25
K-167	6" Auto Type Adashaft with Guide Funnel	.35
K-166	3" Auto Type Adashaft with Guide Funnel	.35
K-177	4" Split Knurl Adashaft	25
K-176	1 13/16" Split Adashaft	25

UNIVERSAL AUTO REPLACEMENT

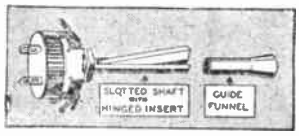

Pat. No. 2157662

A universal unit to replace original controls with either slotted or tongue type shafts. 1/4" shaft 3" long slotted and furnished with hinged insert, complete with guide funnel. Plain units furnished with slip clutch. **Separate switches cannot be attached to plain controls. Order plain or switch type a srequired.** Tone compensation tap on all controls can be omitted if desired. Switches are of D.P.S.T. type.

LESS SWITCH.....$1.50 WITH SWITCH ...$2.00

NA-123	PA-123	Tapped Audio Grid	250000	10
NA-105	PA-105	Tapped Audio Grid	500000	10
NA 124	PA-124	Tapped Audio Grid	1 Meg.	10
NA-125	PA-125	Tapped Audio Grid	2 Megs.	10

TWIN REPLACEMENT RADIOHMS

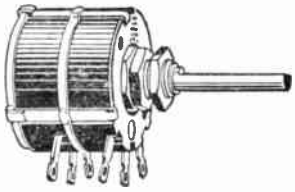

Two resistance elements completely insulated from each other and from the shaft and bushing. Sections are Standard Radiohm bases, 1 3/8" diameter, both rotated by a single metal shaft 3" long.

Cat. No.	Resistance Front Base	Resistance Back Base	Price
C-100 (74-601)	10 000	25 000	$2.50
C-101 (74-602)	10,000	50 000	2 50
C-102 (4010805)	100,000	100,000	2.50
C-103 (4010807)	250,000	250,000	2.50
C-104 (4010804)	500,000	500,000	2 50

EXTENSION SHAFTS

REGULAR Pat. No. 2157662 AUTO TYPE

Use with replacement controls or selector switches where long shafts are required. The auto type extension replaces any slotted or tongue type original auto control shaft.

K-181 (1040089)—Extension shaft (4" x 1/4" dia x 1 32" flat) $ .30

K-182 (1040090)—Extension shaft (4" x 1/4" dia. x 3 32" flat) .30

K-183 (1040091)—Extension shaft (4" x 3 16" dia. x 1 64" flat.) .30

K-159—Auto type (3" x 1/4" dia.; 3/32 tongue and slot) .50

SHAFT COUPLERS

Price, any type, $ .25

K-151 For coupling two 1/4" shafts or one 1/4" and one 3/16" shaft. Steel, 3/4" long, 7 16" diameter.

K-194 (1040095)—Bakelite insulating auto control coupling. 1/4" diameter hole for control shaft, opposite end cone shaped and slotted to take most remote cable couplings.

K-168—Same as K-184 but with square hole for Motorola receivers.

PORTABLE ADASHAFT KIT



Kit consists of twelve controls listed on this and previous page, an assortment of twelve shafts, five K-155 and one K-157 switches, and two couplers. An attractive and sturdy metal box finished in Centralab blue offers a handy method of carrying and maintaining a complete supply of adashaft controls and accessories.

Catalog No. 418 — Price $17.60

Copyright by U. C. P., Inc.

Centralab

Quality Controls • Resistors • Selector Switches

• CENTRALAB FIXED RESISTORS

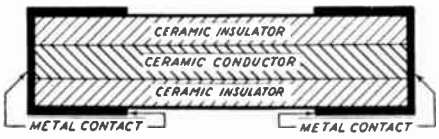

Pat. No. 1,978,163; 2,083,339; 2,084,840; 2,188,667

This magnified cross section illustrates important and exclusive features of Centralab resistor design. These are:

1. Center core of resistance material is surrounded by a dense shock-proof ceramic providing strength and protection against humidity.
2. Core and jacket are fired together at 2500 degrees F. into a single solid unit, hard and durable as stone.
3. Pure copper covers the resistor ends for wire lead contact. Contact to the resistance material is at the extreme ends only, providing uniform resistance and load distribution over ENTIRE length. End contacts do not short circuit part of resistance as in other types.
4. Because resistance is small in diameter and uniformly distributed for entire length, Centralab's specific resistance per unit length is low. The result is low noise level and constant value over a wide range of frequency and voltage. In ordering, specify both type and desired resistance. All resistors have flexible wire leads 1½" long, and are R.M.A. color coded. Type 316 and 314 individually labeled and packed in cartons of ten. Type 710 and 714 packed five of one value to a card, ten cards in a package.

• RADIAL LEAD RESISTORS

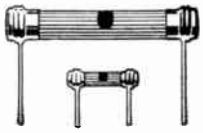

Type 310—Size ⅛" x ⅝", rating .5 watt $0.12

Type 314—Size ¼" x 1" rating 1 watt $0.18

Type 316—Size ¼" x 1¾", rating 2 watts ..... $0.[illegible]

• AXIAL LEAD RESISTORS

Type 710 — Size ⅛" x ⅝", rating .5 watt $0.17

Type 714—Size ¼" x 1", rating 1 watt, $0.20

STOCK RESISTANCE VALUES

10*	750	2,500	12,000	50,000	300,000
25*	800	3,000	13,000	55,000	400,000
50*	900	3,500	14,000	60,000	500,000
75*	1,000	4,000	15,000	70,000	750,000
100	1,100	5,000	17,000	75,000	1 Meg.
200	1,200	6,000	20,000	100,000	1.5 Meg.
300	1,300	7,500	25,000	125,000	2 Meg.
400	1,400	8,000	30,000	150,000	3 Meg.
500	1,500	9,000	40,000	200,000	4 Meg.
600	2,000	10,000	45,000	250,000	5 Meg.

*Note: 10 ohm, 25 ohm, 50 ohm and 75 ohm values not available in types 710 and 714.

• CENTRALAB CERAMIC CAPACITORS



Small special purpose capacitors for high frequency circuits and where temperature compensation, low power factor, or absolute permanence are important. Capacitors consist of a thin wall ceramic tube of special composition spacing two tubular condenser plates, one inside and one outside the ceramic. Remains permanent under all life and aging tests because the metal is actually electroplated on ceramic and no mechanical movement or warping that might change the distance between plates is possible.

Voltage rating 1,000 volts D.C., leakage resistance more than 10,000 megohms. Power factor less than .1%. No capacity change after 100 hours at 90% humidity. For general details write for special Centralab Capacitor Bulletin. Below are listed available types and capacities.

• ZERO COEFFICIENT CAPACITORS

Used where no change with temperature is desired.

Type 813Z—Size ⅛" x ⅜" long. Standard capacities .000005, .00001, .000025, .00004, and .00005 mfd. ..... Price $0.60

Type 810Z—Size ⅛" x ⅝" long. Standard capacities .000075, and .0001 mfd. ..... Price .60

Type 814Z—Size ¼" x 1" long. Standard capacities .000125, .00015, .000175, and .002 mfd. ..... Price .80

Type 816Z—Size ¼" x 1¾" long. Standard capacities .00025, .0003, and .00035 mfd. ..... Price 1.00

• NEGATIVE TEMPERATURE COMPENSATING CAPACITORS

Type 813N—Size ⅛" x ⅜" long. Standard capacities .00001, .00002, .000025, .00004, .00005, and .0001 mfd. ..... Price $0.60

Type 810N—Size ⅛" x ⅝" long. Standard capacities .00015, .0002, and .00025 mfd. ..... Price .60

Type 814N—Size ¼" x 1" long. Standard capacities .0003, .00035, 0004, and .00045 mfd. ..... Price .80

Type 816N—Size ¼" x 1¾" long. Standard capacities .0005, .0006, 0007, and .0008 mfd. ..... Price 1.00

• CENTRALAB CERAMIC TRIMMER

Compact——designed for applications requiring greater stability. Pure silver forms intimate bond with ceramic for fixed plate, while moveable metal plate formed with adjusting slot and held under spring pressure acts as variable plate. Supplied with negative temperature coefficient of .006 MMF/MMF/C°. All trimmers supplied with mounting brackets which can be removed if necessary. Maximum capacity can be increased by paralleling with any of fixed ceramic capacitors shown above.

Cat. No.	Range	Price
820-A	2 mmf. to 6 mmf.	$0.75
820-B	4 mmf. to 20 mmf.	.75
820-C	6.5 mmf. to 35 mmf.	.75

Centralab Power Rheostats

Work at High Temperatures Without Damage

25 Watt Rheostat

Ideal for many commercial applications, such as small motor speed controls, charging rate adjusters, or soldering iron temperature regulators. Give maximum dissipation for size because of complete air circulation. All metal frame and core, insulated with treated asbestos. Practically indestructible. Made in three sizes, all two inches in diameter. Bushing ⅜" x ½" long. Shaft ¼" x ½" long. Depth behind panel — 25 watt, ¾"; 50 watt, 1¼"; 75 watt, 1¾".

All sizes furnished with Bakelite knob and panel insulating washers.

25 WATT RHEOSTATS

Part No.	Resistance, Ohms	Price
48-002	2	$2.00
48-006	6	2.00
48-010	10	2.00
48-015	15	2.00
48-026	25	2.00
48-042	40	2.00
48-050	50	2.00
48-100	100	2.00
48-150	150	2.00
48-200	200	2.00
48-250	250	2.00
48-300	300	2.00
48-400	400	2.00
48-500	500	2.00
48-810	1000	2.00
48-815	1500	2.00
48-850	5000	2.00

50 WATT RHEOSTATS

Part No.	Resistance, Ohms	Price
48-003	2	$2.50
48-025	25	2.50
48-060	60	2.50
48-151	150	2.50
48-201	200	2.50
40-301	300	2.50
48-501	500	2.50
48-811	1000	2.50
48-835	2500	2.50
48-851	5000	2.50

75 WATT RHEOSTATS

47-277	50	$3.00
47-278	150	3.00
47-279	300	3.00
47-280	500	3.00
47-281	1000	3.00

Copyright by U. C. P., Inc.

Centralab

Quality Controls • Resistors • Selector Switches

SOUND PROJECTION CONTROLS FOR EVERY APPLICATION



• CENTRALAB SERIES II

Controls are the finest for input circuits in broadcast stations, public address systems, and recording apparatus of new or old design. Will prove faultless in the most critical service.

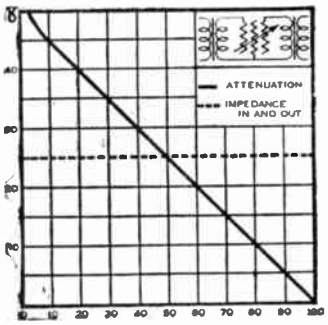

The curve chart shows the change in impedance and attenuation plotted against clockwise rotation for a "T" pad attenuator. The impedance characteristic (dotted line) is substantially the same at any setting. The attenuation curve (solid line) varies from infinity at zero rotation to zero Db. at full rotation. No insertion loss.

Electrostatic and electromagnetic shielding provided by a black finished steel case. Bakelite screw type terminal strip on back of case. All resistance elements insulated from shaft and bushing. Single hole mounting. Mounting bushing 3/4" long with 2 locknuts and lockwashers. Case diameter 2 3/4". Depth back of panel "T" Pad — 2 3/8"; Gain Control — 1 3/8". Maximum load dissipation 1 watt.

For detailed information, write for technical booklet.

	Line Impedance	Resistance	Resistance Each Side of Center	Part Number	Price*
"T" Pad Attenuator	500 Ohms 200 Ohms 50 Ohms	Constant Impedance to Both Input and Output		7-010-852 7-010-851 7-010-850	$10.00 10.00 10.00
"T" Pad Fader	500 Ohms 200 Ohms 50 Ohms	Two Constant Impedance Legs on Both Sides		7-210-852 7-210-851 7-210-850	$15.00 15.00 15.00
"L" Pad Attenuator	500 Ohms 200 Ohms 50 Ohms	Constant Impedance to One Side Only		4-010-852 4-010-851 4-010-850	$ 5.00 5.00 5.00
Gain Control	Attenuation 50 Decibels for Each Control	250MOhms 500MOhms 1 Megohm	——— ——— ———	1-010-852 1-010-851 1-010-850	$ 4.00 4.00 4.00
Straight Fader	For Crystal or High Impedance Pickups		500,000 100,000 50,000	1-210-852 1-210-851 1-210-850	$ 5.00 5.00 5.00

• KNOBS AND DIALS

All controls listed above are furnished with knobs and dials. When additional knobs and dials are required, order from list below:

K-112 Dial "T" and "L" Pad, Gain control $0.75
K-113 Dial "T" Pad Fader ..... .75
K-114 Knob All Series II Controls ..... .75

• ECONOMY P/A CONTROLS

These controls are intermediate to the Series II line and the older Series I types. As their name implies, they are economy controls, designed primarily for inexpensive sound equipment, where original cost is a limiting factor. They are designed for all types of fading and mixing systems.

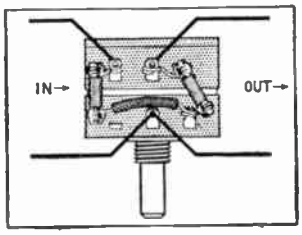

All units have 3/8" diam. brass bushing, 3/8" long, 1/4" aluminum shaft 2 1/4" long — no mill. Two mounting nuts and lock-washers supplied on bushing. Small diameter bakelite case same dimensions as Standard Radiohm. Non-rubbing contact for smooth, quiet operation. Limited to input applications. Maximum power rating for all units 1 watt.

Sketch illustrates connections to "Delta T" Pad. Resistance listed for these units is line impedance.

Catalog No.	Description	Resistance Ohms	Price Each
M-140	Gain Control	250M	$1.75
M-141	Gain Control	500M	1.75
M-142	Gain Control	1 Meg.	1.75
M-143	Gain Control	2 Meg.	1.75
MT-144	Straight Fader	500M	2.00
MT-145	Straight Fader	1 Meg.	2.00
MX-146	"Delta-T" Pad	50	3.50
MX-147	"Delta-T" Pad	200	3.50
MX-148	"Delta-T" Pad	500	3.50

• KNOBS AND DIALS

For Economy P/A Controls:
K-120 Bar Knob, all controls $0.15
K-117 Dial, Gain Controls and Attenuators ..... .15
K-160 Dial, Faders ..... .15

• CENTRALAB SERIES I

Constant impedance attenuators that are wire wound in the 10 watt or 50 watt "L" Pads, wire for the series and carbon for the shunt resistors in the 1 watt "T" Pad and C.I. Faders, also 4 watt "L" Pads. All carbon resistance in the 1 watt "L" Pad. Bakelite housing 3 1/2" x 1 3/4" deep single or 3 hole mounting for 10 watt "L" Pad, 1 watt "T" Pad, and C.I. Fader. 4 watt "L" Pad bakelite housing 2 1/4" x 7/8" deep. All furnished with insulating washers for bushings. One watt "L" Pad mounted in bakelite case 1 3/8" x 1-1/16" deep. Priced without knob or dial.

Impedance Matching Resistance	1 Watt "L" Pad $3.00 Part No.	4 Watt "L" Pad $4.00 Part No.	10 Watt "L" Pad $5.00 Part No.	50 Watt "L" Pad $5.00 Part No.	1 Watt "T" Pad $7.00 Part No.	1 Watt C.I. Fader $8.00 Part No.
10,000 Ohms	74-544	96-003	———	———	———	———
5,000 "	74-543	96-002	94-006	———	93-008	83-006
1,500 "	———	———	———	———	93-001	83-002
500 "	———	96-007	94-005	———	93-002	83-003
200 "	———	96-006	94-004	———	93-003	83-004
100 "	———	———	94-003	———	93-004	———
50 "	———	96-005	94-002	47-209	93-005	83-005
15 "	———	96-001	94-001	47-208	93-006	———
8 "	———	———	94-007	47-900	———	———

OVER 350 SPECIAL REPLACEMENT CONTROLS ARE LISTED IN THE CENTRALAB VOLUME CONTROL GUIDE

ASSEMBLED SELECTOR SWITCHES

Centralab switches employ a double jawed "biting" contact clip that maintains noiseless contact after standing for months in humidity or corrosive atmosphere as well as on original life test. Switch sections are available with Bakelite or Isolantite insulation. Bakelite is commonly used, but Isolantite is recommended for all high frequency applications because of its low power factor.



Switches have single hole mounting on 3/8" diameter bushing. Aluminum shaft 2 1/4" long from mounting surface. Adjustable stop index permits choice of from two to eleven positions. Each switch complete with bar knob.

WITH BAKELITE INSULATION

Part Number		Description			Price
Shorting	Non-Shorting	Gangs	Poles	Positions	Each
1400	1401	1	1	2 to 6	$1.00
1402	1403	1	1	2 to 11	1.15
1404	1405	1	2	2 to 5	1.25
1406	1407	1	3	2 to 3	1.35
1408	1409	1	4	2	1.45
1410	1411	2	2	2 to 6	1.60
1412	1413	2	2	2 to 11	1.75
1414	1415	2	4	2 to 5	2.00
1416	1417	2	6	2 to 3	2.10
1418	1419	2	8	2	2.25
1420	1421	3	3	2 to 6	2.20
1422	1423	3	3	2 to 11	2.35
1424	1425	3	6	2 to 5	2.50
1426	1427	4	4	2 to 6	2.75
1428	1429	4	4	2 to 11	3.00
1430	1431	4	8	2 to 5	3.50

WITH ISOLANTITE INSULATION

Part No.	Gangs	Poles	Positions	Price Each
2501	1	1	2 to 6	$1.70
2503	1	1	2 to 11	1.70
2505	1	2	2 to 5	1.70
2507	1	3	2 to 3	1.70
2511	2	2	2 to 6	2.70
2513	2	2	2 to 11	2.70
2515	2	4	2 to 5	2.70
2517	2	6	2 to 3	2.70
2521	3	3	2 to 6	3.90
2523	3	3	2 to 11	3 90
2525	3	6	2 to 5	3.90

Any bakelite or Isolantite selector switch can be assembled from SWITCHKIT PARTS. See page P-3 for complete list of parts to assemble these and similar switches.

TRANSMITTER SWITCHES FOR AMATEURS

Isolantite sections with four positions, 90 degrees apart for greater spacing between contacts. Adjustable stop will limit rotation to 2 or 3 positions if required. Contact will operate in transmitters rated up to 100 watts and at potentials up to 1000 volts D.C. One pole per section in all types, 1/2" spacing between sections. 2 1/4" aluminum shaft can be easily cut to length required. Attractive bar knob included with each switch.

Cat. No.	Poles	Positions	Sections	List Price
2542	1	2 to 4	1	$1.70
2543	2	2 to 4	2	2.70
2544	3	2 to 4	3	3.90
2545	4	2 to 4	4	4.90
2546	5	2 to 4	5	6.10

Dial Plate . . . Special, numbered 1 - 4 to agree with 90 degree index on switches listed above.

Cat. No. K-162. **Price each $0.20**

UNIVERSAL FLAT SWITCH

A compact inexpensive switch for many circuit applications. May be used as single pole single throw, single pole double throw, double pole single throw, double pole double throw, three pole single throw, three pole double throw, four pole single throw, four pole double throw. Non-shorting teeth. Flat construction requires only 5/8" overall back of mounting surface. Supplied with aluminum shaft 2 1/4" overall. Standard bar knob included.

Catalog No. 1450 **Price $0.75**

TONE SWITCHES

Catalog No. 1460—S.P.D.T. ..... **Price $0.50**
Catalog No. 1461—Single Pole, Three Pos. **.60**
Catalog No. 1462—D.P.D.T. ..... **.60**
Catalog No. 1465—Like 1461 plus snap switch **1.00**
Catalog No. 1473—Two Pole, Three Pos..... **.75**

Centralab

Quality Controls • Resistors • Selector Switches

LOW CAPACITY LEVER ACTION SWITCHES



Used singly or in groups, these space saving switches are particularly adapted to broadcasting, receiving, public address, test instruments and industrial use. Available in ten different combinations including positive and spring return action with either shorting or non-shorting contacts. Use the shorting type contact for circuit switching where contacting the new circuit before breaking the old circuit will avoid noise. Further uses for this type of switch can be found in any application where multiple contact low capacity switches are required to operate at low voltage and current. Dimensions of single switch are 5/8" width x 1 7/8" height x 1 1/2" depth behind panel. Below are listed the various types, all furnished with black knob and nuts and bolts for panel mounting.

Price, All Types — $1.00

Contacts		Description		Type of Index
Shorting	Non-Shorting	Poles	Positions	
1452	1454	2	3	Positive
1453	1455	2	3	Spring Return
1456	1457	4	2	Spring Return
1459	1458	4	2	Positive
1466	1467	2	3	Positive and Spring Return

LEVER ACTION SWITCHES WITH SNAP SWITCH

Similar in size and construction to the switches listed above, the two switches noted below differ in that the switch action consists of an underwriters approved snap switch either S.P.S.T. or D.P.S.T. Rated 1 amp. at 250 volts or 3 amp. at 125 volts. Can be mounted singly or in groups when used with mounting plates listed below.

Catalog No. 1468—S.P.S.T. ..... Price $0.60

Catalog No. 1469—D.P.S.T. ..... Price .75

MOUNTING PLATES

Part No.	No. of Switches	Mounting Holes	Price
P1755	1	Vertical	$0.20
P1756	2	Vertical	.30
P1757	3	Vertical	.35
P1758	4	Vertical	.45
P1759	5	Vertical	.50
P1760	2	Horizontal	.30
P1761	3	Horizontal	.40
P1762	4	Horizontal	.50
P1763	5	Horizontal	.55

MOMENTARY PUSH SWITCHES

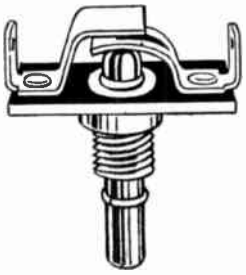

Centralab momentary open circuit switches may be used for many light duty applications such as meter insertion, record rejection or selection, test equipment, call bell, buzzer or annunciator systems, solenoid door check release, miniature lamp signals, small motor uses, and simple on-off switch. Rated 1 amp. at 110V A.C., contacts are phosphor bronze silver plated. Designed for panel mounting. Insulated 3/8" bushing, 3/8" long. Push button protrudes 3/8" from end of bushing.

Catalog No. 1470—Momentary opened ..... Price $0.50

Catalog No. 1471—Momentary closed ..... Price $ .50

23 POSITION SELECTOR SWITCH

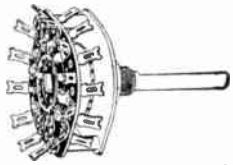

For test instruments and laboratory use. One common terminal contact twenty-three clips mounted on one section. Double wiping low capacity contact insures long life. Contact resistance averages .002 ohms. Furnished with shorting type contact only. Non-shorting contact cannot be supplied. 1/4" aluminum shaft 2 1/4" long can easily be cut to required length. 3/8" brass bushing. Bar knob furnished with each switch. Switch cannot be supplied with adjustable stop.

Catalog No. 1443 ..... Price $2.50

Dial Plate numbered 1, 2, 3 for above switch.

Catalog No. K-173 ..... Price .20

SPRING RETURN SWITCHES

Replacements for intercommunicator talk-back switches. All are two positions. Shaft returns to original position when knob is released. Rotation against spring in clockwise position. Normal position is counter-clockwise. All have long shaft that can be cut to length.

Catalog Number	Description	Price
Cat. No. 1463—	1 Pole 2 Position	$0.65
Cat. No. 1464—	2 Pole 2 Position	.75
Cat. No. 1451—	4 Pole 2 Position	1.00

METER INSERTION SWITCH

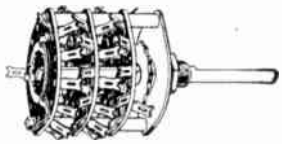

Twelve positions continuous rotation. Inserts milliameter in any one of twelve different circuits, keeping remaining eleven circuits closed. Aluminum shaft 2 1/4" long. 3/8" brass bushing. Bar knob included with each switch. Complete wiring instructions included.

Catalog No. 1442 ..... Price $4.50

ROTARY LINE AND TONE SWITCH

A compact and sturdy rotary type switch in a molded bakelite case, underwriters approved. Available in three types listed below, all furnished with long steel shaft milled for push-on knob.

		Price
No. 1447	SPST	$0.50
No. 1448	DPST	.60
No. 1449	Tone Type	.60

KEY OPERATED SWITCH

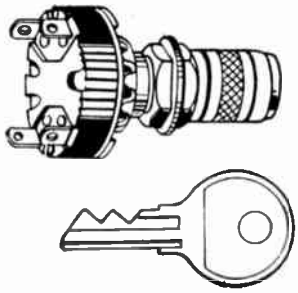

Prevents unauthorized use or adjustment of equipment. Only key of proper shape will operate switch. Key furnished with each switch. Numerous uses include coin phonographs, electronic eye apparatus, power, timer or test recording equipment, electric door opener, temperature and humidity control regulators, laboratory setups, etc. Available in D.P.S.T. which can also be used as S.P.S.T. Rating of either switch 1 amp. at 250 volts A.C., 3 amp. at 125 volts A.C., or 15 amp. at 12 volts.

Catalog No. 1472—S.P.S.T. or D.P.S.T. ..... Price $1.00

Copyright by U. C. P., Inc.

Centralab

Quality Controls • Resistors • Selector Switches

THE CENTRALAB SWITCHKIT PROVIDES COUNTLESS SWITCH ASSEMBLIES



THE demand for selector switches includes so many different types that it is virtually impossible to maintain a complete stock of assembled switches. Selector switches are usually assembled with standard sections. The difficulty arises from the number of different ways that a small group of sections can be put together. To simplify stocking selector switches, Centralab has two switchkit assortments of sections, hardware, and accessories available. One of these includes bakelite sections and hardware; the other Isolantite sections and hardware. The parts included in each are tabulated below.

Each switchkit assortment is packed in an attractive sturdy steel cabinet identified with a Centralab decalcomania. Drawer pulls include identification cards to show location of parts.

Cabinet contains 25 drawers, 3" x 2½" x 8" inside. Cabinet 19" wide, 17¾" high, 9¼" deep overall. Finished in neutral green lacquer. Cabinet supplied FREE with either assortment listed below. Shipped F.O.B. Milwaukee, Wisconsin.

• • •

No. 414 KIT — includes assortment of bakelite sections, index assemblies and accessories listed below. Price $100.00.

• • •

No. 419 KIT — includes assortment of Isolantite sections, index assemblies and accessories listed below. Price $100.00

PARTS INCLUDED IN BAKELITE SWITCHKIT

SECTIONS WITH BAKELITE INSULATION

Quantity	Catalog Number	Poles	Positions	Contact	Price Each
12	A	1	6	Shorting	$ .40
17	B	1	11	Shorting	.55
4	C	2	5	Shorting	.65
4	D	3	3	Shorting	.75
4	E	4	2	Shorting	.85
4	F*	1	5	Shorting	.60
4	G**	1	11	Shorting	.75
12	H	1	6	N. S.	.40
17	J	1	11	N. S.	.55
4	K	2	5	N. S.	.65
4	L	3	3	N. S.	.75
4	M	4	2	N. S.	.85
3	N	} Use Together in			.50
3	P	} Resistance Decade			.50
3	Q	Condenser Decade			.60
5	R***	2	5	Shorting	1.00
4	S***	3	3	Shorting	1.00

*Unused contacts shorted out on one side of common.
**All unused contacts shorted out.
***Isolantite Insulation.

INDEX ASSEMBLIES — COMPLETE WITH HARDWARE

Quantity	Catalog Number	Description	Price Each
20	K-121	To assemble 1 or 2 gang switches	$.55
10	K-122	To assemble 3 or 4 gang switches	.75
5	K-123	To assemble 5 or 6 gang switches	.95

DIAL PLATES AND KNOBS

25	K.120	Bar Knob	$.15
10	K-119	Arrow Knob	.15
10	K-115	Dial Plate: 1-5	.15
10	K-116	Dial Plate: 1-6	.15
10	K-117	Dial Plate: 1-10	.15
10	K-118	Dial Plate: 1-11	.15

PARTS INCLUDED IN ISOLANTITE SWITCHKIT

SECTIONS WITH ISOLANTITE INSULATION

Quantity	Catalog Number	Poles	Positions	Contact	Price Each
5	T	1	6	Shorting	$1.00
10	U	1	11	Shorting	1.00
4	R	2	5	Shorting	1.00
4	S	3	3	Shorting	1.00
4	V	4	2	Shorting	1.00
4	X	1	6	N. S.	1.00
4	Y	1	11	N. S.	1.00
4	RR	2	5	N. S.	1.00
4	SS	3	3	N. S.	1.00
4	Z	4	2	N. S.	1.00
6	GG*	1	10	Shorting	1.00
15	XX**	1	4	N. S.	1.00

*All unused contacts shorted out.
**90 Degrees between positions—for transmitter switches.

INDEX ASSEMBLIES — COMPLETE WITH HARDWARE

Quantity	Catalog Number	Description	Price Each
10	K-121	For 1 or 2 Gang Selector Sw.	$.55
10	K-170	For 1 or 2 Gang Trans. Sw.	.55
5	K-122	For 3 or 4 Gang Selector Sw.	.75
5	K-171	For 3 or 4 Gang Trans. Sw.	.75
3	K-123	For 5 or 6 Gang Selector Sw.	.95
3	K-172	For 5 or 6 Gang Trans. Sw.	.95

DIAL PLATES AND KNOBS

25	K-120	Bar Knob	$.15
10	K-119	Bar Knob	.15
5	K-115	Dial Plate: 1-5	.15
10	K-117	Dial Plate: 1-10	.15
5	K-118	Dial Plate: 1-11	.15
12	K-162	1-4 Dial: 90 degree Index	.20

CLAROSTAT

STANDARD CONTROLS

MIDGET SERIES M CONTROLS
Composition Element

Compact—only 1⅛" dia. by ½" (without switch) or 11/16" with switch. Permanent — negligible resistance change after cycling 10,000 times. Antenna and C-bias control still perfect after 28,000 cycles.

CLAROSTAT Midget Controls are provided with the handy Ad-A-Switch feature. Plain metal cap readily slips off and switch member slips on in a jiffy. Choice of switches.

Series "M"	Ohms	Resist. Curve	Suggested Use of Unit
M- 8	1,000	S	Std. Pot.
M- 9	1,000	L	Untuned Ant.
M-10	1,000	V	C Bias Rheo.
M-11	2,000	S	Std. Pot.
M-12	2,000	L	Untuned Ant.
M-13	2,000	V	C Bias Rheo.
M-14	2,000	W	Sc. Grid & Phono.
M-15	3,000	S	Std. Pot.
M-16	3,000	U	Ant. & C—1 Tube
M-17	3,000	V	C Bias Rheo.
M-18	3,000	W	Sc. Grid & Phono.
M-19	5,000	S	Std. Pot.
M-20	5,000	U	Ant. & C—1 Tube
M-21	5,000	V	C Bias Rheo.
M-22	5,000	W	Sc. Grid & Phono.
M-23	7,500	S	Std. Pot.
M-24	7,500	U	Ant. & C—1 Tube
M-25	7,500	V	C Bias Rheo.
M-26	7,500	W	Sc. Grid & Phono.
M-27	10,000	S	Std. Pot.
M-28	10,000	N	Ant. or R.F. Coil
M-29	10,000	U	Ant. & C—1 Tube
M-30	10,000	V	C Bias Rheo.
M-31	10,000	W	Sc. Grid & Phono.
M-32	15,000	S	Std. Pot.
M-33	15,000	U	Ant. & C—1 Tube
M-34	15,000	V	C Bias Rheo.
M-35	15,000	W	Sc. Grid & Phono.
M-36	20,000	S	Std. Pot.
M-37	20,000	U	Ant. & C—1 Tube
M-38	20,000	V	C Bias Rheo.
M-39	20,000	W	Sc. Grid & Phono.
M-40	25,000	S	Std. Pot.
M-41	25,000	W	Sc. Grid & Phono.
M-42	30,000	S	Std. Pot.
M-43	40,000	S	Std. Pot.
M-44	50,000	S	Std. Pot.
M-45	50,000	W	Sc. Grid & Phono.
M-46	50,000	Z	Audio Grid & Tone
M-47	75,000	S	Std. Pot.
M-48	75,000	V	C Bias Rheo.
M-49	100,000	S	Std. Pot.
M-50	100,000	N	R.F. Shunt
M-51	100,000	Z	Audio & Tone
M-52	200,000	S	Std. Pot.
M-53	200,000	Z	Audio & Tone
M-54	200,000	V	C Bias Rheo.
M-55	250,000	S	Std. Pot.
M-56	250,000	Y	Audio Shunt
M-57	300,000	S	Std. Pot.
M-58	500,000	S	Std. Pot.
M-59	500,000	Y	Audio Shunt
M-60	500,000	Z	Audio & Tone
M-61	1,000,000	S	Std. Pot.
M-62	1,000,000	Y	Audio Shunt
M-63	1,000,000	Z	Audio & Tone
M-64	250,000	Z	Audio & Tone
M-65	1,500,000	Z	Audio & Tone
M-66	2,000,000	Z	Tone & AVC
M-67	3,000,000	Z	Tone & AVC
M-68	4,000,000	Z	Tone & AVC
M-69	5,000,000	Z	Tone & AVC
M-70	10,000	T	Ant. & C—2 Tubes
M-71	25,000	U	Ant. & C—1 Tube
M-72	25,000	V	C Bias Rheo.
M-73	75,000	Z	Audio & Tone
M-74	500,000	No. 2 Spec.	Cathode Control
M-75	500,000	V	C Bias, Ser. Plate
M-76	100,000	V	C Bias Rheo.
M-77	150,000	Z	Audio & Tone
M-78	5,000,000	V	Series Screen
M-79	750,000	Z	Audio & Tone
M-80	4,000	S	Std. Pot.
M-81	10,000	Z	Ant. Shunt
M-82	1,000,000	Spec.	Bias Control

	List	Net
PRICE without switch	$1.00	$0.60
Switch extra	.50	.30

WIRE WOUND SERIES W CONTROLS

- Selected alloy wire precisely wound on thin bakelite strip. Variable spacing of turns and also use of tapered strip for desired taper.
- Perfect sliding contact by means of special alloy contact shoe, together with use of exclusive winding lubricant.
- Linear resistance controls rated at 3 watts, "V" and "W" tapered controls rated at 2 watts. "L", "N" and "U" tapered controls rated at 1.5 watts. Ratings apply only to maximum resistance setting.

Series "W"	Ohms	Resist. Curve	Suggested Use of Unit
W-01	1	S	Std. Pot.
W-02	2	S	Std. Pot.
W-03	3	S	Std. Pot.
W-04	4	S	Std. Pot.
W-06	6	S	Std. Pot.
W-010	10	S	Std. Pot.
W-015	15	S	Std. Pot.
W-020	20	S	Std. Pot.
W-025	25	S	Std. Pot.
W-030	30	S	Std. Pot.
W-040	40	S	Std. Pot.
W-060	60	S	Std. Pot.
W-075	75	S	Std. Pot
W- 1	50	S	Std. Pot.
W- 2	100	S	Std. Pot.
W- 3	200	S	Std. Pot.
W- 4	300	S	Std. Pot.
W- 5	400	S	Std. Pot.
W- 6	500	S	Std. Pot.
W- 7	750	S	Std. Pot.
W- 8	1,000	S	Std. Pot.
W- 9	1,000	L	Untuned Ant.
W-10	1,000	V	C Bias Rheo.
W-11	2,000	S	Std. Pot.
W-12	2,000	L	Untuned Ant.
W-13	2,000	V	C Bias Rheo.
W-14	2,000	W	Sc. Grid & Phono.
W-15	3,000	S	Std. Pot.
W-16	3,000	U	Ant. & C—1 Tube
W-17	3,000	V	C Bias Rheo.
W-18	3,000	W	Sc. Grid & Phono.
W-19	5,000	S	Std. Pot.
W-20	5,000	U	Ant. & C—1 Tube
W-21	5,000	V	C Bias Rheo.
W-22	5,000	W	Sc. Grid & Phono.
W-23	7,500	S	Std. Pot.
W-24	7,500	U	Ant. & C—1 Tube
W-25	7,500	V	C Bias Rheo.
W-26	7,500	W	Sc. Grid & Phono.
W-27	10,000	S	Std. Pot.
W-28	10,000	N	Ant. & R.F. Coil
W-29	10,000	U	Ant. & C—1 Tube
W-30	10,000	V	C Bias Rheo.
W-31	10,000	W	Sc. Grid & Phono.
W-32	15,000	S	Std. Pot.
W-33	15,000	U	Ant. & C—1 Tube
W-34	15,000	V	C Bias Rheo.
W-35	15,000	W	Sc. Grid & Phono.
W-36	20,000	S	Std. Pot.
W-37	20,000	U	Ant. & C—1 Tube
W-38	20,000	V	C Bias Rheo.
W-39	20,000	W	Sc. Grid & Phono.
W-40	25,000	S	Std. Pot.
W-41	25,000	W	Sc. Grid & Phono.
W-42	30,000	S	Std. Pot.
W-43	40,000	S	Std. Pot.
W-44	50,000	S	Std. Pot.
W-45	50,000	W	Sc. Grid & Phono.
W-47*	75,000	S	Std. Pot.
W-49*	100,000	S	Std. Pot.
W-80	4,000	S	Std. Pot.

	List	Net
All units except W-40 to W-49	$1.00	$0.60
W-40 to W-44	1.25	.75
W-45	1.50	.90
W-47 and W-49	2.00	1.20

MIDGET SERIES TCP TAPPED CONTROLS

Cat. No.	Total Resistance	Tapped at
TCP-10	6,000	2,500
TCP-20	30,000	6,000
TCP-22	44,000	7,000 & 14,000
TCP-23	44,000	7,000 & 14,000
TCP-25	50,000	25,000
TCP-29	60,000	10,000
TCP-30	60,000	3,000
TCP-31	63,000	3,000
TCP-37	200,000	25,000
TCP-38	200,000	100,000
TCP-39	250,000	25,000
TCP-40	250,000	50,000
TCP-41	250,000	100,000
TCP-42	250,000	125,000
TCP-43	250,000	50,000
TCP-44	250,000	60,000 & 125,000
TCP-45	250,000	30,000 & 60,000
TCP-50	250,000	150,000
TCP-51	300,000	150,000
TCP-60	350,000	25,000
TCP-69	350,000	75,000
TCP-70	350,000	75,000
TCP-75	500,000	15,000
TCP-78	500,000	100,000
TCP-79	500,000	5,000
TCP-80	500,000	100,000
TCP-81	500,000	25,000
TCP-82	500,000	200,000
TCP-83	500,000	125,000
TCP-88	500,000	50,000
TCP-90	500,000	250,000
TCP-91	500,000	100,000 & 170,000
TCP-92	500,000	100,000 & 300,000
TCP-93	725,000	350,000
TCP-95	1,500,000	250,000 & 500,000
TCP-98	1,000,000	250,000
TCP-99	1,000,000	50,000
TCP-100	1,000,000	20,000
TCP-101	1,000,000	50,000
TCP-102	1,000,000	100,000 & 500,000
TCP-103	1,000,000	100,000
TCP-109	1,000,000	225,000
TCP-110	1,000,000	170,000
TCP-111	1,000,000	200,000
TCP-112	1,000,000	500,000
TCP-113	2,000,000	25,000
TCP-114	2,000,000	100,000
TCP-115	2,000,000	500,000
TCP-116	2,000,000	1,000,000
TCP-117	2,000,000	40,000
TCP-118	2,000,000	20,000
TCP-119	2,000,000	200,000
TCP-120	2,000,000	400,000
TCP-121	2,000,000	250,000 & 500,000
TCP-122	3,000,000	1,000,000
TCP-123	2,500,000	250,000 & 500,000
TCP-124	2,000,000	5,000
TCP-125	1,500,000	350,000
TCP-126	2,000,000	200,000 & 400,000
TCP-127	2,000,000	5,000 & 500,000
TCP-128	4,000,000	500,000
TCP-129	2,000,000	15,000

LIST PRICE $1.50 — NET, Each $0.90

All controls are equipped with the original Ad-A-Switch feature.

Note: Use Series "U" switch for Series "W" wire-wound controls. Use Series "A" switch for Series "M" composition controls.

SEPARATE SWITCHES FOR SERIES "M" & "W" CONTROLS

This original Ad-A-Switch feature, makes it easy to convert any of CLAROSTAT SERIES "M" & "W" controls to a switch type control.

TYPES AVAILABLE:

		List	Net
SERIES "U", "A"	Single Pole Single Throw	$0.50	$0.30
SERIES U-1, A-1	(3-Way) No-"Off"-Position, Single Pole Double Throw	.50	.30
SERIES U-2, A-2	Double Pole Single Throw	.50	.30
SERIES U-3, A-3	Three Wire (to control A, B and C voltage)	.50	.30
SERIES U-4, A-4	Four Wire (to control A, B and C voltage)	.50	.30
SERIES A-(REV)	S.P.S.T. Switch (closes at full clockwise rotation)	.60	.36
SERIES A-(DL)	S.P.S.T. Swith with Dummy Lug	.60	.36

Copyright by U. C. P., Inc.

CLAROSTAT

SERIES "KS" VOLUME AND TONE CONTROLS

These Series "KS" Controls can be used to replace those split and knurl shafted controls which will be found in the following radio receivers manufactured in 1939 and early 1940: Belmont, Erla, Sentinel, Gamble Skogmo's (Coronado) Montgomery-Ward's (Airline), Radio Products, Sears-Roebuck's (Silvertone) Stewart-Warner, Colonial and Zenith.

The Mighty Midget Composition Element, incorporated in this new series control, assures complete satisfactory performance.

Shaft 2⅝ inches long from end of ⅜-32 brass threaded bushing.

Cat. No.	Resistance	Taper	List	Net
KS-4	10,000	U	$1.00	$0.60
KS-5	20,000	U	1.00	.60
KS-7	50,000	Z	1.00	.60
KS-6	25,000	U	1.00	.60
KS-8	100,000	Z	1.00	.60
KS-9	200,000	Z	1.00	.60
KS-10	250,000	Z	1.00	.60
KS-12	350,000	Z	1.00	.60
KS-20	500,000	Z	1.00	.60
KS-30	1,000,000	Z	1.00	.60
KS-40	2,000,000	Z	1.00	.60
KS-42	3,000,000	Z	1.00	.60

Cat. No.	Resistance		List	Net
KS-50	500,000	Tapped 50,000 at No. 2	$1.50	$0.90
KS-51	500,000	Tapped 200,000 at No. 2	1.50	.90
KS-60	1,000,000	Tapped 250,000 at No. 2	1.50	.90
KS-61	1,000,000	Tapped 400,000 at No. 2	1.50	.90
KS-69	2,000,000	Tapped 40,000 at No. 2	1.50	.90
KS-70	2,000,000	Tapped 500,000 at No. 2	1.50	.90
KS-72	2,500,000	Tapped 250,000 No. 1 and 500,000 at No. 2	1.50	.90
KS-73	2,500,000	Tapped 500,000 No. 1 and 1,000,000 at No. 3	1.50	.90

All controls are equipped with the original Ad-A-Switch feature

Use Series "A" switch for Series "KS" controls.

AUTO CONTROLS

The "FAC" series automobile controls have a special slotted shaft of sufficient length and enclosed in a sleeve that will cut easily and hold the center milled shaft in shape. This also applies to the "TAC" series controls, which have tapped resistance units.

Cat. No.	Resistance	List	Net
AC-7	100,000-Z	$1.50	$0.90
AC-8	200,000-S	1.50	.90
AC-10	250,000-Z	1.50	.90
AC-11	350,000-Z	1.50	.90
AC-20	500,000-Z	1.50	.90
AC-30	1,000,000-Z	1.50	.90
AC-32	2,000,000-Z	1.50	.90
TAC-6	200,000 Tapped 25,000	1.50	.90
TAC-7	500,000 Tapped 50,000	1.50	.90
TAC-8	350,000 Tapped 75,000	1.50	.90
TAC-9	500,000 Tapped 50,000	1.50	.90
TAC-10	2,000,000 Tapped 1,000,000	1.50	.90
TAC-11	2,000,000 Tapped 250,000	1.50	.90
TAC-12	2,000,000 Tapped 50,000	1.50	.90
TAC-13	1,000,000 Tapped 250,000	1.50	.90
TAC-14	250,000 Tapped 50,000	1.50	.90
TAC-15	1,000,000 Tapped 350,000	1.50	.90

Add letters "SD" after cat. no. for controls with "slip clutch type" shafts.

All controls provided with Ad-A-Switch feature

The "TAC" series automobile controls have a slotted shaft inside the bushing with a ⅛" protruding piece. This type shaft is used in many receivers where the auto lock switch is used in the control head, and used also in the chassis with the cable having a double milled fitting. This is also used on our series "FTC" tapped control.

Cat. No.	Resistance	List	Net
FAC-8	200,000-S	$1.50	$0.90
FAC-10	250,000-Z	1.50	.90
FAC-11	350,000-Z	1.50	.90
FAC-20	500,000-Z	1.50	.90
FAC-30	1,000,000-Z	1.50	.90
FTC-8	350,000 Tapped 75,000	1.50	.90
FTC-10	2,000,000 Tapped 1,000,000	1.50	.90

Add letters "SD" after cat. no. for controls with "slip clutch type" shafts.

The "MA" series auto control is equipped with a sufficiently long shaft milled on both sides, leaving approximately 3/32" flat throughout the entire length of the shaft. Around the shaft is a sleeve to hold the fitting in the end of the cable. This is also used on our "TMA" tapped control.

Cat. No.	Resistance	List	Net
MA-8	200,000-S	$1.50	$0.90
MA-10	250,000-Z	1.50	.90
MA-11	350,000-Z	1.50	.90
MA-20	500,000-Z	1.50	.90
MA-30	1,000,000-Z	1.50	.90
TMA-8	350,000 Tapped 75,000	1.50	.90
TMA-10	2,000,000 Tapped 1,000,000	1.50	.90

Add letters "SD" after cat. no. for controls with "slip clutch type" shafts.

P-A EQUIPMENT CONTROLS

SERIES CIB—10 WATTS

The SERIES CIB, a constant impedance output attenuator, is a compact, inexpensive unit that will dissipate 10 watts at any position.

Recommended as an individual loud-speaker control without distortion.

Linear attenuation in 3 db steps up to 30 db and then final step to infinity. Insertion loss is zero.

Unit measures 2" in diameter and 2¾" long.

STOCK IMPEDANCES: 8, 15, 50, 200, 250 and 500 ohms.

Unit not equipped for switch, furnished with dial plate and knob.

MOUNTING: 1 hole mounting. ⅜" bushing. 1" shaft.

Dealer's Net price **$6.50**

SERIES CIA—25 WATTS

The SERIES CIA Control was developed to meet the need for a constant impedance attenuator capable of handling considerable power with low insertion loss.

Linear up to 45 decibles, in steps of 3 decibels, with an end position of infinite attenuation.

Any Series CIA unit will safely dissipate 25 watts of power continuously, regardless of its setting.

The overall dimensions are: Length: 4¼" Diameter: 3¼".

Dealer's Net Price—Series CIA

Attenuator (in any one of the standard ohmages—8, 15, 50, 200, 250 and 500 ohms) less switch **$15.00**

Same as above, but with power switch included **$16.00**

GLASOHMS* — FIBRE-GLASS POWER RESISTORS AND HEATING UNITS

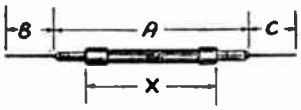

"X" directly proportional to watt dissipation.

TYPE "FXG" — Watts per inch = one. Core diameter 1/16 inch.

TYPE "FYG" — Watts per inch = two. Core diameter ⅛ inch.

"A" = "X" + ½ inch.

"B" = "C" = 2 inches. (Std.)

All linear measurements ± ⅛ inch.

* Trade Mark.

TYPE FXG—1 WATT

1" Body length with 2" Pigtails
1/16" Diameter Core

Type No.	Ohms	Type No.	Ohms
FXG5	5	FXG300	300
FXG10	10	FXG350	350
FXG15	15	FXG375	375
FXG25	25	FXG400	400
FXG40	40	FXG450	450
FXG50	50	FXG500	500
FXG60	60	FXG600	600
FXG75	75	FXG700	700
FXG100	100	FXG750	750
FXG125	125	FXG800	800
FXG150	150	FXG850	850
FXG200	200	FXG900	900
FXG225	225	FXG1000	1000
FXG250	250		

List Price $0.20 — **Net Price $0.12**

TYPE FYG—2 WATTS

1" Body length with 2" Pigtails
⅛" Diameter Core

Type No.	Ohms	Type No.	Ohms
FYG5	5	FYG375	375
FYG10	10	FYG400	400
FYG15	15	FYG500	500
FYG25	25	FYG600	600
FYG40	40	FYG700	700
FYG50	50	FYG750	750
FYG60	60	FYG800	800
FYG75	75	FYG850	850
FYG100	100	FYG900	900
FYG125	125	FYG1000	1000
FYG150	150	FYG1250	1250
FYG200	200	FYG1500	1500
FYG225	225	FYG1600	1600
FYG250	250	FYG1750	1750
FYG300	300	FYG2000	2000
FYG350	350		

List Price $0.25 — **Net Price $0.15**

NET

Copyright by U. C. P., Inc.

CLAROSTAT

POWER RESISTORS

WIRE-WOUND FIXED POWER RESISTORS
Windings Protected by the CLAROSTAT Green Cement Coating

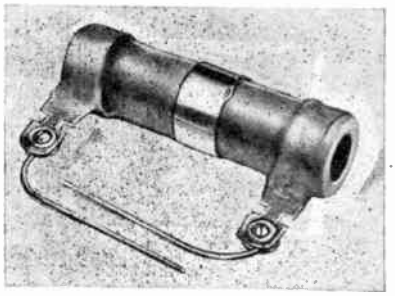

TYPE 10-C — 10-WATT SIZE

Resis. Ohms	Resis. Ohms	Resis. Ohms	Resis. Ohms
1	200	2,000	9,000
2	250	2,250	10,000
3	300	2,500	11,000
5	350	3,000	12,000
7.5	400	3,500	12,500
10	500	4,000	14,300
15	600	4,500	15,000
20	750	5,000	20,000
25	800	6,000	25,000
50	1,000	7,000	30,000
75	1,250	7,500	35,000
100	1,450	8,000	40,000
150	1,500	8,500	50,000

Packed 10 to a box.

List Price.....$0.40 Net Price.....$0.24

TYPE 20-C — 20-WATT SIZE

Resis. Ohms	Resis. Ohms	Resis. Ohms	Resis. Ohms
1	500	2,500	11,000
5	750	2,750	12,000
10	800	3,000	12,500
25	850	3,500	15,000
50	1,000	4,000	20,000
75	1,200	4,500	25,000
100	1,250	5,000	30,000
150	1,500	6,000	35,000
200	1,750	7,000	40,000
250	1,850	7,500	50,000
300	2,000	8,000	60,000
350	2,250	9,000	70,000
400	2,400	10,000	80,000
			100,000

Packed 5 to a box.

	List Price	Net Price
Price—1 ohm to 15M ohms....	$0.65	$0.39
Price—20M ohms to 50M ohms	.75	.45
Price—60M ohms to 100M ohms	1.00	.60

TYPE 25-C — 25-WATT SIZE

Resis. Ohms	Resis. Ohms	Resis. Ohms	Resis. Ohms
1	400	6,000	50,000
3	500	7,500	60,000
5	750	8,000	70,000
10	800	9,000	80,000
15	1,000	10,000	90,000
25	1,250	12,000	100,000
50	1,500	15,000	
75	2,250	20,000	
100	2,500	25,000	
150	3,000	30,000	
200	3,500	35,000	
250	4,000	40,000	
300	5,000	45,000	

	List Price	Net Price
Price—1 ohm to 5M ohms....	$0.75	$0.45
Price—6M ohms to 15M ohms..	.85	.51
Price—20M ohms to 50M ohms.	1.00	.60
Price—60M ohms	1.15	.69
Price—70M ohms	1.25	.75
Price—80M ohms	1.35	.81
Price—90M ohms	1.60	.96
Price—100M ohms	1.75	1.05

TYPE 40-C — 40-WATT SIZE

Resis. Ohms	Resis. Ohms	Resis. Ohms	Resis. Ohms
25	500	6,000	50,000
50	750	7,500	60,000
75	1,000	10,000	70,000
100	1,500	12,500	80,000
125	2,000	15,000	90,000
150	2,500	20,000	100,000
200	3,000	25,000	125,000
300	4,000	35,000	150,000
400	5,000	40,000	200,000

	List Price	Net Price
Price—15 ohms to 5M ohms...	$0.90	$0.54
Price—6M ohms to 25M ohms..	1.00	.60
Price—30M ohms to 100M ohms	1.20	.72
Price—125M ohms to 150M ohms	1.40	.84
Price—200M ohms	1.60	.96

TYPE 50-C — 50-WATT SIZE

Resis. Ohms	Resis. Ohms	Resis. Ohms	Resis. Ohms
5	1,500	10,000	75,000
10	2,000	12,000	100,000
25	2,500	12,500	125,000
50	3,000	15,000	150,000
100	4,000	20,000	175,000
200	5,000	25,000	200,000
250	6,000	30,000	225,000
500	7,000	40,000	250,000
750	7,500	50,000	
1,000	8,000	60,000	

	List Price	Net Price
Price—5 ohms to 5M ohms....	$1.10	$0.66
Price—6M ohms to 25M ohms..	1.25	.75
Price—30M ohms to 100M ohms	1.45	.87
Price—125M ohms	2.00	1.20
Price—150M ohms to 175M ohms	2.25	1.35
Price—200M ohms to 225M ohms	2.50	1.50
Price—250M ohms	2.75	1.65

TYPE 80-C — 80-WATT SIZE

Resis. Ohms	Resis. Ohms	Resis. Ohms	Resis. Ohms
5	750	6,000	30,000
10	1,000	7,500	40,000
25	1,500	8,000	50,000
50	2,000	10,000	60,000
100	2,500	15,000	75,000
200	3,000	20,000	100,000
250	4,000	25,000	
500	5,000		

	List Price	Net Price
Price—5 ohms to 5M ohms....	$1.25	$0.75
Price—6M ohms to 25M ohms..	1.50	.90
Price—30M ohms to 50M ohms.	1.75	1.05
Price—60M ohms to 75M ohms.	2.00	1.20
Price—100,000 ohms	2.25	1.35

TYPE 100-C — 100-WATT SIZE

Resis. Ohms	Resis. Ohms	Resis. Ohms	Resis. Ohms
25	750	5,000	40,000
50	1,000	7,500	50,000
75	1,250	10,000	60,000
100	1,500	15,000	75,000
150	2,000	20,000	100,000
250	2,500	25,000	125,000
500	3,000	30,000	150,000
			200,000

	List Price	Net Price
Price—25 ohms to 3M ohms...	$1.50	$0.90
Price—5M ohms to 25M ohms..	1.75	1.05
Price—30M ohms to 50M ohms.	2.00	1.20
Price—60M ohms to 75M ohms.	2.25	1.35
Price—100M ohms	2.50	1.50
Price—125M ohms	2.75	1.65
Price—150M ohms	3.00	1.80
Price—200M ohms	3.50	2.10

TYPE 160-C — 160-WATT SIZE

Resis. Ohms	Resis. Ohms	Resis. Ohms	Resis. Ohms
100	3,000	15,000	60,000
200	3,500	20,000	70,000
500	4,000	25,000	80,000
1,000	4,500	30,000	100,000
1,500	5,000	35,000	125,000
2,000	7,500	40,000	150,000
2,500	10,000	50,000	

	List Price	Net Price
Price—100 ohms to 10M ohms..	$2.00	$1.20
Price—15M ohms to 50M ohms.	2.40	1.44
Price—60M ohms to 100M ohms	2.70	1.65
Price—125M ohms	3.00	1.80
Price—150M ohms	3.25	1.95

TYPE 200-C — 200-WATT SIZE

Resis. Ohms	Resis. Ohms	Resis. Ohms	Resis. Ohms
100	3,000	15,000	60,000
250	3,500	20,000	75,000
500	4,000	25,000	100,000
1,000	4,500	30,000	125,000
1,500	5,000	35,000	150,000
2,000	7,500	40,000	
2,500	10,000	50,000	

	List Price	Net Price
Price—100 ohms to 10M ohms..	$2.50	$1.50
Price—15M ohms to 100M ohms	3.00	1.80
Price—125M ohms to 150M ohms	3.50	2.10

CLAROSTAT Cement Coated Resistors

are available on Special Order with the following terminal connections.

Type "A"—¼ inch terminal with an ⅛ inch hole.
Type "B"—¼ inch terminal with hole for No. 8 screw.
Type "C"—No. 18 B & S Hot Tinned Copper Wire, 1½ inches long.
Type "D"—Fuse Clip terminal 9/16 inch diameter.
Type "E"—Fuse Clip terminal 11/16 inch diameter.
Type "F"—Fuse Clip terminal 13/16 inch diameter.
Type "G"—Fuse Clip terminal 1⅛ inch diameter.
Type "H"—Medium Edison Base.
Type "J"—Standard 6 inch flexible lead.

Copyright by U.C.P., Inc.

CLAROSTAT

ADJUSTABLE POWER RESISTORS

WIRE-WOUND POWER RESISTORS



Adjustable Type

Adjustment of the slider to the proper resistance is easily made by loosening the screw and setting to the proper point. The cement covering prevents mechanical injury to the wire and eliminates the possibility of the wire winding shifting. Mounting brackets are furnished with Adjustable Resistors except the small 10 watt size. Brackets for Power Resistors and extra sliders for the Adjustable Resistors are available.

TYPE 10-CA — 10-WATT SIZE

Resis. Ohms	Resis. Ohms	Resis. Ohms	Resis. Ohms
1	75	750	3,500
2	100	800	4,000
3	150	1,000	4,500
5	200	1,250	5,000
7.5	250	1,450	6,000
10	300	1,500	7,000
15	350	2,000	8,000
20	400	2,250	9,000
25	500	2,500	10,000
50	600	3,000	

Packed in individual boxes
NO BRACKETS FURNISHED
EXTRA SLIDERS, LIST $0.10 — NET $0.06
LIST PRICE $0.60 — NET PRICE $0.36

TYPE 25-CA — 25-WATT SIZE

Resis. Ohms	Resis. Ohms	Resis. Ohms	Resis. Ohms
1	150	1,250	6,000
3	200	1,500	7,500
5	250	2,000	8,000
10	300	2,250	9,000
15	400	2,500	10,000
25	500	3,000	12,000
50	750	3,500	15,000
75	800	4,000	20,000
100	1,000	5,000	25,000
			50,000

Packed in individual boxes
BRACKETS FURNISHED
EXTRA SLIDERS, LIST $0.10 — NET $0.06

	List	Net
Price—1 ohm to 5M ohms	$0.85	$0.51
Price—6M ohms to 15M ohms	.95	.57
Price—20M ohms to 25M ohms	1.10	.66
Price—50M ohms	1.25	.75

TYPE 50-CA — 50-WATT SIZE

Resis. Ohms	Resis. Ohms	Resis. Ohms	Resis. Ohms
5	300	2,500	15,000
10	400	3,000	20,000
25	500	4,000	25,000
50	750	5,000	30,000
75	800	6,000	40,000
100	1,000	7,500	50,000
150	1,250	8,000	60,000
200	1,500	10,000	75,000
250	2,000	12,000	100,000

Packed in individual boxes
BRACKETS FURNISHED
EXTRA SLIDERS, LIST $0.10 — NET $0.06

	List	Net
Price—5 ohms to 5M ohms	$1.35	$0.81
Price—6M ohms to 25M ohms	1.50	.90
Price—30M ohms to 50M ohms	1.70	1.02
Price—60M ohms to 100M ohms	2.00	1.20

TYPE 80-CA — 80-WATT SIZE

Resis. Ohms	Resis. Ohms	Resis. Ohms	Resis. Ohms
5	400	3,500	25,000
10	500	4,000	30,000
15	750	5,000	35,000
25	800	6,000	40,000
50	1,000	7,500	45,000
100	1,500	8,000	50,000
200	2,000	10,000	60,000
250	2,500	15,000	80,000
300	3,000	20,000	100,000

Packed in individual boxes
BRACKETS FURNISHED
EXTRA SLIDERS, LIST $0.15 — NET $0.09

	List	Net
Price—5 ohms to 5M ohms	$1.75	$1.05
Price—6M ohms to 25M ohms	2.00	1.20
Price—30M ohms to 50M ohms	2.25	1.35
Price—60M ohms to 100M ohms	2.50	1.50

TYPE 100-CA — 100-WATT SIZE

Resis. Ohms	Resis. Ohms	Resis. Ohms	Resis. Ohms
100	2,000	8,000	50,000
200	2,500	10,000	60,000
400	3,000	15,000	75,000
500	4,000	20,000	100,000
750	5,000	25,000	125,000
1,000	6,000	30,000	150,000
1,500	7,500	40,000	

Packed in individual boxes
BRACKETS FURNISHED
EXTRA SLIDERS, LIST $0.15 — NET $0.09

	List	Net
Price—100 ohms to 5M ohms	$2.00	$1.20
Price—6M ohms to 25M ohms	2.25	1.35
Price—30M ohms to 50M ohms	2.50	1.50
Price—60M ohms to 100M ohms	2.75	1.65
Price—125M ohms to 150M ohms	3.75	2.25

TYPE 160-CA — 160-WATT SIZE

Resis. Ohms	Resis. Ohms	Resis. Ohms	Resis. Ohms
100	2,500	10,000	50,000
200	3,000	15,000	60,000
250	3,500	20,000	70,000
500	4,000	25,000	80,000
1,000	4,500	30,000	100,000
1,500	5,000	35,000	125,000
2,000	7,500	40,000	150,000

Packed in individual boxes
BRACKETS FURNISHED
EXTRA SLIDERS, LIST $0.15 — NET $0.09

	List	Net
Price—100 ohms to 10M ohms	$2.50	$1.50
Price—15M ohms to 50M ohms	2.90	1.74
Price—60M ohms to 100M ohms	3.25	1.95
Price—125M ohms to 150M ohms	3.75	2.25

TYPE 200-CA — 200-WATT SIZE

Resis. Ohms	Resis. Ohms	Resis. Ohms	Resis. Ohms
100	2,500	20,000	60,000
500	3,000	25,000	75,000
1,000	5,000	30,000	100,000
1,500	10,000	40,000	
2,000	15,000	50,000	

Packed in individual boxes
BRACKETS FURNISHED
EXTRA SLIDERS, LIST $0.15 — NET $0.09

	List	Net
Price—100 ohms to 10M ohms	$3.00	$1.80
Price—15M ohms to 100M ohms	3.50	2.10

SERIES "Z" NON-INDUCTIVE RESISTORS

Wattage	Length	Max. Resistance	List	Net
10 Watts	2 Inches	3,000 Ohms	$1.25	$0.75
25 Watts	4¼ Inches	7,500 Ohms	2.20	1.32
50 Watts	6½ Inches	12,500 Ohms	3.00	1.80
100 Watts	12½ Inches	25,000 Ohms	5.00	3.00

NET

Copyright by U. C. P., Inc.

CLAROSTAT

UNIVERSAL METAL-TUBE RESISTORS

Universal Tube No.	Replaces AC-DC Tubes beginning with letters	Having numbers from	Ending in letter
10*23-A	BK, BL, K, L, M	10 to 23	A, B, C, D
10*23-E	BK, BL, K, L, M	10 to 23	E
10*23-F	BK, BL, K, L, M	10 to 23	F, G, H,
23*55-A	BK, BL, K, L, M	23 to 55	A, B, C, D
23*55-E	BK, BL, K, L, M	23 to 55	E
23*55-F	BK, BL, K, L, M	23 to 55	F, G, H,
60*92-A	BK, BL, K, L, M	60 to 92	A, B, C, D
60*92-E	BK, BL, K, L, M	60 to 92	E
60*92-F	BK, BL, K, L, M	60 to 92	F, G, H,
92*105-A	BK, BL, K, L, M	92 to 105	A, B, C, D

The Universal Resistor Tube will operate any AC-DC set within the voltage ranges specified on the tube, regardless of what pilot current is drawn or any pilot lamp combination.

The tube will operate regardless of pilot lamp or lamps burning out, operating well within the .3 ampere range required for the filaments of the tubes. Should pilot lamps burn out, the current will still be within range for efficient operation of tubes.

Regardless of line voltage variation, the tube will operate efficiently.

LIST PRICE $1.00 — NET PRICE $0.60

AUTOMATIC LINE-VOLTAGE REGULATORS

The Clarostat Automatic Line Voltage Regulator illustrated is designed for use with 110-volt socket power radio sets not equipped for line ballasts.

At 110 volts, the resistance of the units is low and the voltage drop across them is neglible. As the line voltage increases, however, the resistance of the units increases with a consequent increase in voltage drop across them, keeping the voltage across the primary of the power transformer of the set practically constant, even though the line voltage increases up to 140

To install this unit, all that is necessary is to insert the usual attachment plug of the radio set into the slots provided in the top. Then insert the prongs of the unit into the slots of the usual screw type plug or convenience outlet of the lectric light system.

The body dimensions of this units are only 1¾ in. in diameter and 1¾ in. in length. The prongs are ⅝ in. long.

Type No.	Rating Watts	For Use With Sets Consuming	No. of Tubes Used
O	50	Up to 60 Watts	4
A	100	60 to 100 Watts	5, 6, 7
B	150	100 to 150 Watts	8, 9, 10
C	200	150 to 200 Watts	11, 12
D	250	200 to 250 Watts	2 Type 50
E*	100	60 to 100 Watts	

* Note: For use with 220 volt receivers. Available with "UX" Base. Add letters "UX" before tube number when ordering UX Base Tubes.

List Price, All Types, $1.00
NET PRICE $0.60

Series PW-25 Power Rheostats

Due to this control's ability to withstand overload, we provided a current rating for the first ⅓ rotation which is generally greater than the current rating of an equivalent resistance 50 watt rheostat.

Besides giving the maximum current at total resistance (third column), Clarostat also gives you the maximum current up to ⅓ total resistance (fourth column).

PW-25 rheostats provide for single hole mounting, adjustable locking pin, provides for anchoring against rotation of rheostat when mounting to panel.

Shaft and bushing are insulated from contact carrier arm; allows for mounting on metal panel without the use of insulaitng washers. Contact shoe is a special graphited-copper composition making contact between the wire winding and the third (center terminal) rail, thus insuring smooth noiseless action and long life. Resistance wire (Bare and Bright) is wound on an insulated aluminum form which is firmly imbedded into gray ceramic case with special inorganic cement.

Rheostat has 300 degrees rotation. All stock rheostats have ⅜" bushing and ½" shaft. Diameter 1⅝". Depth behind panel 1⅛". Special length bushings and shafts on special order only.

Other values than those listed can be supplied on special order. For any intermediate values use the next higher list price.

These power rheostats can be furnished in tandem on special order.

Complete information and prices on special types can be furnished upon request.

Clarostat Power Cords

Intended for replacement of voltage-dropping resistors, these line-cord resistors are employed mainly for AC-DC radio sets.

Cord No.	Total Filament Drop	Resistance
PC-545		545 ohms
PC*350	12 to 17 volts	350 ohms
PC*330	18 to 24 volts	330 ohms
PC*290	25 to 31.5 volts	290 ohms
PC*250	32 to 44.5 volts	250 ohms
PC*220	45 to 52 volts	220 ohms
PC*180	53 to 61 volts	180 ohms
PC*160	62 to 68.9 volts	160 ohms
PC*135	69 to 75.2 volts	135 ohms
PC-90	76 to 86 volts	90 ohms

LIST PRICE $0.75 — NET PRICE $0.45

XC-250	220-110 volts	250 ohms
XC-275	220-110 volts	275 ohms
XC-320	220-110 volts	320 ohms

LIST PRICE $1.50 — NET PRICE $0.90

Cord No.	4 Conductor	Resistance Ohms
PC-120-25	(Fada)	145
PC-135-25		160
PC-142.5-22.5	(RCA)	165
PC-145-25	(Fada)	170
PC-154-25	(RCA)	179
PC-165-22.5	(Peewee)	187.5
PC-150-40	(Emerson)	190
PC-175-25	(RCA)	200
PC-225-40	(Emerson)	265
PC-245-40	(Emerson)	285

LIST PRICE $1.00 — NET PRICE $0.60

UNIVERSAL POWER CORD
List Price $1.00 Net .60



Rotary Switches

Switch Description	List	Net
Single Pole Single Throw	$0.50	$0.30
Single Pole Bussing Lug	.50	.30
Double Pole Single Throw	.60	.36
Single Pole, Double Throw	.60	.36
Single Pole Reversed Action	.50	.30
Four Wire Single Throw	.60	.36
2 Pole—3 Position	.60	.36

● Can be use as 2 Pole—3 Position Tone Switch. ● Can be used as A.C. Line & 2 Position Tone Switch. ● Can be used as Amplifier and Phono. Motor Switch.

¼" Bush'g.	⅜" Bush'g.	⅝" Bush'g.	¾" Bush'g.	1" Bush'g.
8570-1	8570	8570-2	8570-3	8570-4
8571-1	8571	8571-2	8571-3	8571-4
8572-1	8572	8572-2	8572-3	8572-4
8573-1	8573	8573-2	8573-3	8573-4
8574-1	8574	8574-2	8574-3	8574-4
8575-1	8575	8575-2	8575-3	8575-4
8582-1	8582	8582-2	8582-3	8582-4

Catalog Number	Total Resistance Ohms	Max. Current at Total Resist.	Amps.	Max. Current Up to ⅓ Total Resist.	Amps.	List Price	Net Price
PW-25-1	1	5.000		7.500		$4.50	$2.70
PW-25-2	2	3.450		5.175		4.00	2.40
PW-25-3	3	2.880		4.320		4.00	2.40
PW-25-6	6	2.040		3.060		4.00	2.40
PW-25-8	8	1.770		2.655		4.00	2.40
PW-25-10	10	1.580		2.370		4.00	2.40
PW-25-15	15	1.290		1.935		4.00	2.40
PW-25-25	25	1.000		1.500		4.00	2.40
PW-25-35	35	.845		1.317		4.00	2.40
PW-25-50	50	.707		1.060		4.00	2.40
PW-25-75	75	.575		.862		4.00	2.40
PW-25-100	100	.500		.750		4.00	2.40

Catalog Number	Total Resistance Ohms	Max. Current at Total Resist.	Amps.	Max. Current Up to ⅓ Total Resist.	Amps.	List Price	Net Price
PW-25-125	125	.445		.667		$4.00	$2.40
PW-25-175	175	.375		.562		4.00	2.40
PW-25-250	250	.316		.474		.400	2.40
PW-25-350	350	.267		.400		4.00	2.40
PW-25-500	500	.222		.333		4.00	2.40
PW-25-750	750	.182		.273		4.00	2.40
PW-25-1.000	1.000	.155		.232		4.50	2.70
PW-25-1.500	1.500	.129		.193		4.50	2.70
PW-25-2.500	2.500	.100		.150		4.50	2.70
PW-25-3.500	3.500	.084		.126		4.75	2.85
PW-25-5.000	5.000	.070		.105		4.75	2.85

Copyright by U. C. P., Inc.

CLAROSTAT

IMPEDANCE CONTROLS — FADERS

CONSTANT IMPEDANCE CONTROLS — "T" Pads, "L' Pads, and Other Types

When high quality reproduction of sound is required in public address, broadcast transmission, sound recording, projection and multiple outlet reproduction systems, care must be taken in the selection of volume controls or attenuators to eliminate distortion which arises from the mis-matching of impedances.

Volume controls or attenuators for this purpose must, therefore, be of the constant impedance type; that is, the input or output impedance, with the associated apparatus in the circuit, must remain within the limits of a required constant value.

For such requirements, Clarostat herewith lists three types of controls, each designed for a particular usage.

THE "T" PAD, the wiring diagram of which is shown in Fig. 1, and connections in Fig. 2, maintains a constant impedance both at the source and load terminals. It can therefore be used in any circuit requiring such characteristics. The "T" Pad is recommended for use as master level controls, mixer controls and output controls.

Although these controls have a theoretical attenuation of infinity, the practical range is 30 db in 80% rotation. For this range the attenuation in db is directly proportional to rotation. Care must be taken to limit the wattage across these units to a maximum of 2.5 watts.



Figure 3 shows how to connect a multiplicity of sources to a common load while maintaining a constant impedance across each source and across the load.

THE "L" PAD, wiring diagram of which is shown in Fig. 4 and connections in Fig. 5, maintains a constant impedance only at the source terminals with the load terminals connected to associated apparatus.

This type of Pad is recommended for use as a volume control for individual speakers in multi-speaker installations. For this purpose care must be taken to limit the wattage across these units to a maximum of 2.5 watts.

Fig. 6 shows how to connect a multiplicity of loads (speakers) to a common source (output transformer) and at the same time maintain a constant impedance to the source.

THE TYPE "CISM" CONTROL, wiring diagram of which is shown in Fig. 7 and connections in Fig. 8, maintains a constant impedance at the load terminals only. This control is primarily intended for use as a mixer control in broadcasting and recording systems. For these purposes this control has been adopted after intensive tests, by one of the largest broadcasting systems in the country. Fig. 9 shows how to connect a multiplicity of sources (microphones, pick-ups, etc.) to a common load at the same time maintaining a constant impedance to the load.

Any of the above constant impedance controls are available for all line impedances up to 1000 ohms.

	List Price	Net Price
"T" Pad	$3.50	**$2.10**
"CISM"	3.00	**1.80**
"L" Pad	3.00	**1.80**

All controls are equipped with standard bushing, ⅜" dia. x ⅜" long, and with 1½" long insulated shaft.

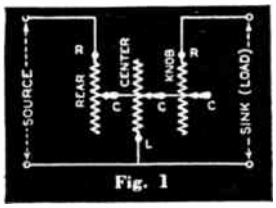

Fig. 1

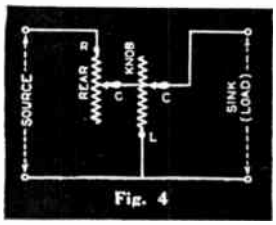

Fig. 4

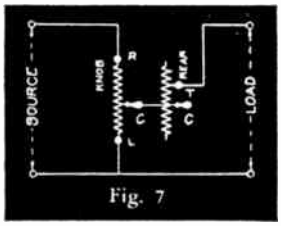

Fig. 7

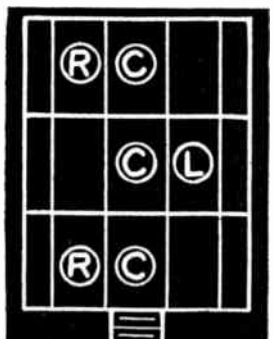

Fig. 2

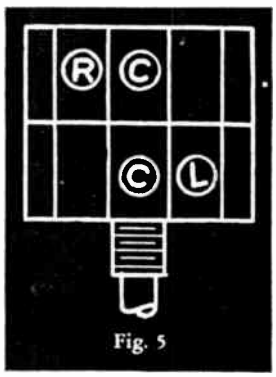

Fig. 5

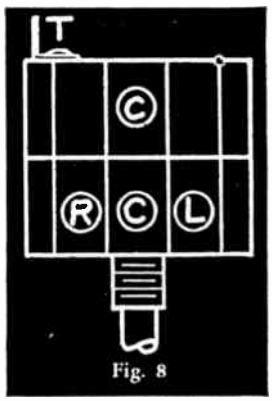

Fig. 8

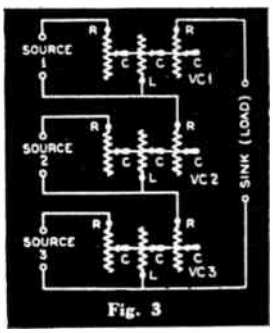

Fig. 3

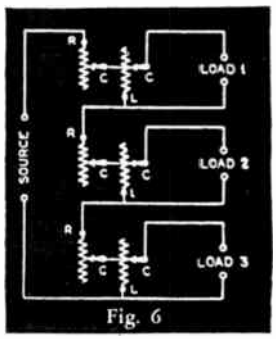

Fig. 6

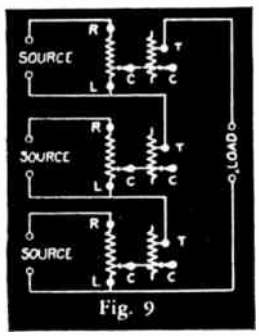

Fig. 9

NET

Copyright by U. C. P., Inc.

utah — CARTER PARTS

"T" PAD AND "L" PAD WIREWOUND ATTENUATORS

For controlling volume in circuits and microphones, loudspeakers, phonograph pick-ups, mixers, audio and public address amplifiers and similar uses.

10-WATT "T" PADS OPEN FRAME TYPE

BODY: $2\frac{11}{16}$" diameter, $\frac{37}{32}$" deep.
BUSHING: $\frac{7}{16}$" diameter, $\frac{3}{8}$" long.
SHAFT: $\frac{1}{4}$" diameter, $\frac{7}{16}$" long, from bushing.
Mounts in single $\frac{7}{16}$" hole.
Supplied with one mounting nut and two insulating washers for $\frac{39}{64}$" hole.
10 watts (+32.2 DB level*) for average program material.
5 watts (+29.2 DB level*) steady tone, in infinite attenuation or "silent" position.
Effective rotation: 82 degrees.

Type TA

Stock No.	Impedance	List	Net
TA-8	8 Ohms	$3.75	$2.25
TA-16	16 Ohms	3.75	2.25
TA-50	50 Ohms	3.75	2.25
TA-200	200 Ohms	3.75	2.25
TA-500	500 Ohms	3.75	2.25
TA-1000	1000 Ohms	3.75	2.25

15-WATT "L" PADS OPEN FRAME TYPE

BODY: $2\frac{11}{16}$" diameter, $\frac{37}{32}$" deep.
BUSHING: $\frac{7}{16}$" diameter, $\frac{3}{8}$" long.
SHAFT: $\frac{1}{4}$" diameter, $\frac{7}{16}$" long, from bushing.
Mounts in single $\frac{7}{16}$" hole.
Supplied with one mounting nut and two insulating washers for $\frac{39}{64}$" hole.
15 watts (+34.0 DB level*) for average program material.
7½ watts (+31.0 DB level*) steady tone, in infinite attenuation or "silent" position.
Effective rotation: 142 degrees.

Type LA

Stock No.	Impedance	List	Net
LA-8	8 Ohms	$3.25	$1.95
LA-16	16 Ohms	3.25	1.95
LA-50	50 Ohms	3.25	1.95
LA-200	200 Ohms	3.25	1.95
LA-500	500 Ohms	3.25	1.95
LA-1000	1000 Ohms	3.25	1.95

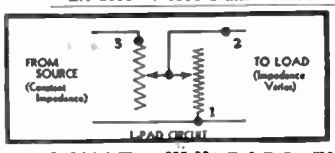

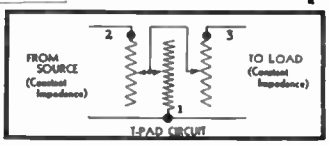

8-WATT "L" PADS ENCLOSED DUAL TYPE

BODY: $1\frac{7}{16}$" diameter, 1½" deep.—BUSHING: ⅜" diameter, ⅝" long.—SHAFT: ¼" diameter, 1½" long from bushing—Mount in Single ⅜" hole. Supplied with two hex. mounting nuts.—8 watts (+31.2 DB level*) for average program material.—4 watts. (+28.2 DB level*) steady tone, in infinite attenuation or "silent position.—Effective rotation: 276 degrees. All electrical parts insulated from housing.


Type LE

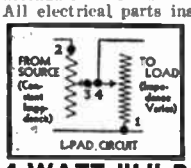

Stock No.	Impedance	List	Net
LE-8	8 Ohms	$2.50	$1.50
LE-16	16 Ohms	2.50	1.50
LE-50	50 Ohms	2.50	1.50
LE-200	200 Ohms	2.50	1.50
LE-500	500 Ohms	2.50	1.50
LE-1000	1000 Ohms	2.50	1.50

4-WATT "L" PADS ENCLOSED SINGLE TYPE

BODY: $1\frac{7}{16}$" diameter, $\frac{11}{16}$" deep.—BUSHING: ⅜" diameter, ⅝" long.—SHAFT: ¼" diameter, 1½" long from bushing. Mount in Single ⅝" hole.—Supplied with two brass hex Mounting nuts. All electrical parts insulated from housing. Effective rotation 120 degrees. 4 watts (+28.2 DB level*) for average program material. 1¾" watts (+24.6 DB level*) steady tone, in infinite attenuation or "silent" position. Same connections as for Type LA Open Frame Attenuator.

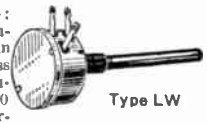
Type LW

Stock No.	Impedance	List	Net
LW-8	8 Ohms	$1.50	$0.90
LW-16	16 Ohms	1.50	.90
LW-50	50 Ohms	1.50	.90
LW-200	200 Ohms	1.50	.90
LW-500	500 Ohms	1.50	.90
LW-1000	1000 Ohms	1.50	.90

* Using Zero level of 6 milliwatts.

WIREWOUND POTENTIOMETERS AND RHEOSTATS

The many years of continued preference for these pioneers of the small variable resistor field proves their dependability and high quality. Resistance elements clamped permanently in place, in one-piece cadmium-plated all-metal frame. Open construction gives the maximum heat dissipation for their size. Contact arm grounded to bushing and frame.

3-WATT POTENTIOMETERS & RHEOSTATS

BODY: $1\frac{5}{16}$" diameter, ¼" depth behind panel.
BUSHING: ⅜" diameter, ⅜" long.
SHAFT: ¼" diameter, 1½" long from bushing.
Pots: Three terminals, no off position.
Rheostats: 2 terminals, with off position.
Effective rotation: 285 degrees.
Mounts in single ⅜" hole.
Supplied with one hex. mounting nut, one flat and one swedged insulating washer for $\frac{7}{16}$" hole.

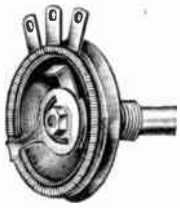
Typ MP

STOCK VALUES IN OHMS

½	6	25	75	500
1	10	30	100	1,000
2	15	40	200	1,500
3	20	50	400	

	LIST	NET
Stock No. MP—Potentiometer, all sizes	$0.50	$0.30
Stock No. MR—Rheostats, all sizes	.50	.30

15-WATT POTENTIOMETERS

BODY: $2\frac{11}{16}$" diameter, $\frac{37}{32}$" depth behind panel.
BUSHING: $\frac{7}{16}$" diameter, ⅜" long.
SHAFT: ¼" diameter, $\frac{7}{16}$" long from bushing.
Three terminals; no off position.
Effective rotation: 300 degrees.
Wirewound on bakelite strip.
Mounts in single $\frac{7}{16}$" hole.
Supplied with one hex. mounting nut, two extruded insulating washers for $\frac{39}{64}$" hole.


Type PW

Stock No.	Resist. in Ohms	Stock No.	Resist. in Ohms
PW-100	100	PW-1M	1000
PW-150	150	PW-2M	2000
PW-200	200	PW-3M	3000
PW-250	250	PW-5M	5000
PW-300	300	PW-7500	7500
PW-400	400	PW-10M	10000
PW-500	500	PW-20M	20000
PW-800	800	PW-50M	50000

	LIST	NET
Stock No. PW—Potentiometers, all sizes	$1.50	$0.90

25-WATT RHEOSTATS

Same size as PW 15-Watt type, but resistance element wound on asbestos-covered steel strip for greater heat disipation. Two terminals with off position.

Stock No.	Resist. in Ohms	Stock No.	Resist. in Ohms
SW-1	1	SW-60	60
SW-2	2	SW-75	75
SW-3	3	SW-100	100
SW-6	6	SW-150	150
SW-10	10	SW-200	200
SW-15	15	SW-250	250
SW-20	20	SW-300	300
SW-30	30	SW-400	400
SW-40	40	SW-500	500
SW-50	50		

	LIST	NET
Stock No. SW—Rheostats, all sizes	$1.75	$1.05

Copyright by U. C. P., Inc.

utah — CARTER PARTS

TWO-CONDUCTOR PLUGS

Tip and sleeve circuits; fit standard 2-conductor jacks. New types now stocked for wide range of uses. For headphones, microphones, speakers, musical instruments, medical and test equipment, many others.
Molded Bakelite Handles: Now stocked in both red and black as listed. Metal Shield Handles: Bright nickel-plated, with internal 2-layer high-quality tubular insulators, preventing short-circuits in handle.

TU-WAY PHONE PLUGS

No. 4

No. 7

A general-purpose type popular for years. Terminals flat with grooves for one or two phone tips, terminals or wires. Broad-headed knurled binding screws with screw driver slots. Handles $\frac{11}{16}$" diameter, $2\frac{1}{16}$" long.

	LIST	NET
No. 4—Black bakelite handle	$0.60	$0.36
No. 13—Red bakelite handle	.60	.36
No. 7—Shield handle	.90	.54

ONE-WAY PLUGS

Spring-grip terminals for one pair phone tips. No set screws. Stay-cord anchor. Handles $\frac{11}{16}$" diameter, $1\frac{1}{2}$" long.

	LIST	NET
No. 3—Black bakelite handle	$0.70	$0.42
No. 19—Red bakelite handle	.70	.42

No. 2 FLAT PLUG



Molded black bakelite body ¼" thick, $1\frac{1}{16}$" diameter. Ideal for panel or wall-plate.
Phone tips gripped by set-screws.
Stay-cord anchor.

	LIST	NET
No. 2 Flat Plug	$0.85	$0.51

No. 16 SHIELDED PLUG

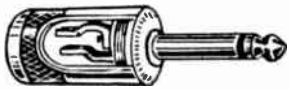

For plain or shielded cords. Broad flat tinned soldering terminals. Shield handle $\frac{11}{16}$" diameter, 1" long.

	LIST	NET
No. 16 Shielded Plug	$0.85	$0.51

No. 17 SHIELDED PLUG

Designed for cords with center conductor and braided return-conductor shield. Perfect anchoring; sleeve terminal bends to clamp shield braid after soldering in $\frac{5}{32}$" hole. Shield handle $\frac{11}{16}$" diameter, 1" long.

	LIST	NET
No. 17—Shielded Plug	$0.85	$0.51

No. 18 SHIELDED PLUG

Insulation $\frac{13}{64}$" wide between tip and sleeve. Used with 3-conductor jack, other 2-conductor plugs short "ring" spring to sleeve; this plug leaves it open, for circuit switching. Also fits 2-conductor jacks. Shield handle $\frac{11}{16}$" diameter, 1" long.

	LIST	NET
No. 18 Shielded Plug	$0.90	$0.54

THREE-CONDUCTOR PLUGS

Tip, ring, and sleeve circuits; fit standard 3-conductor jacks. For 2-button microphones, or circuits of 3 wires or 2 wires and separate shield. Bakelite handles $\frac{11}{16}$" diameter, $1\frac{1}{2}$" long. Shield handles $\frac{11}{16}$" diameter, 1" long, tubular insulator prevents short circuits.

	LIST	NET
No. 6—Black bakelite handle	$0.85	$0.51
No. 23—Red bakelite handle	.85	.51
No. 9—Shield handle	1.10	.66

IMP SHORT JACKS



No. 1—Open Circuit Jack

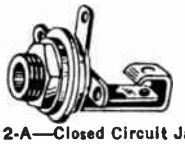

No. 2-A—Closed Circuit Jack

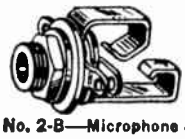

No. 2-B—Microphone Jack

Utah-Carter Imp Short Jacks are popular because they combine compact size, highest quality and economical price. Unique, patented design makes them the smallest jack fitting standard plugs. . . . The new No. 2-B Microphone Imp Short Jack now gives these same desirable features in a 3-conductor jack, having tip, ring and sleeve circuits . . . These jacks all have finest grade bakelite insulators, tempered nickel-silver springs, and bright nickel-plated threaded brass bushing. . . . Mount in single ⅜" hole in panels up to $\frac{3}{16}$" thick without insulating washers, or ⅛" with insulating washers. . . . Supplied with one ½" hexagonal nickel-plated mounting nut and washer, one flat and one swedged washer for $\frac{7}{16}$" panel hole.

	LIST	NET
No. 1—Open Circuit Imp Short Jack—Has tip and sleeve circuits only. Electrical equivalent of Nos. 101 and 501	$0.30	$0.18
No. 2-A—Closed Circuit Imp Short Jack—Similar to No. 1, with an additional spring making contact with tip spring until plug is inserted. Electrical equivalent of Nos. 102-A and 502-A	.35	.21
No. 2-B—Microphone Imp Short Jack—A new 3-conductor jack, having tip, ring and sleeve circuits. Fits standard 3-circuit microphone plugs. Electrical equivalent of Nos. 102-Band 502B	.45	.27

DUAL TIP JACKS

Utah-Carter Dual Tip Jacks are rugged simple units designed to receive two standard phone tips. It is these jacks which have been so widely used by large radio manufacturers to provide phone-television sound connections to today's radio, or to provide earphone connection on the popular portable radios.
Dimensions: Length $2\frac{1}{16}$" overall; Width ⅝"; Depth $\frac{11}{16}$" overall; Mounting Centers $1\frac{11}{16}$".
Three circuit arrangements are available and are carried in stock.

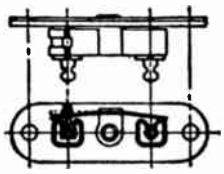

No. TU-21

Stock No.	Circuit Arrangement	List	Net
TU-11	Open circuit type; simple receptacles only.	$0.25	$0.15
TU-21	Automatic Shunt. (Receptacles normally short-circuited to each other; short circuit removed when tip inserted in receptacle A, by means of small fibre lifter.)	$0.35	$0.21
TU-31	Closed Circuit Type. Similar to TU-21 but automatic shunt spring is permanently insulated from receptacle B, making it similar to No. 2A Jack switching action.	$0.40	$0.24

PORTABLE JACKS

Used on end of extension cord. Fit 2-conductor plugs. Screw terminals take one pair phone tips, terminals or wires. Handles $\frac{11}{16}$" diameter, $2\frac{1}{16}$" long. Shield handles have tubular insulator to prevent short circuits.

	LIST	NET
No. 12—Black bakelite handle	$0.60	$0.36
No. 25—Red Bakelite handle	.60	.36
No. 8—Shield handle	1.10	.66

IMP TAP SWITCH

Positive snap action — strong wiping contact grounded to shaft and bushing. In operation contact breaks between makes.

Bushing length ⅜". Shaft $\frac{9}{16}$" from end of bushing.

Type	No. of Positions	List	Net
602	2 Points	$0.50	$0.30
603	3 Points	.50	.30
604	4 Points	.50	.30
605	5 Points	.50	.30
606	6 Points	.50	.30
607	7 Points	.50	.30
608	8 Points	.75	.45
609	9 Points	.75	.45
610	10 Points	.75	.45
611	11 Points	.75	.45
612	12 Points	.75	.45

2½ WATT WIREWOUND RESISTORS

Precision Wound on Bakelite Forms. Size ½" x $1\frac{1}{2}$" with $2\frac{1}{2}$" Flexible Leads.

Stock Values in Ohms					
1	5	12	25	100	750
2	6	15	30	200	1,000
3	8	18	40	300	2,000
4	10	20	50	500	3,000

Type	LIST	NET
SH—Resistor	$0.20	$.12
SHC—Resistor, Center-tapped	.25	.15

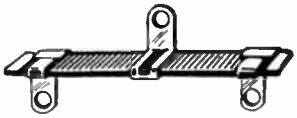

Type CU—Center Tapped. Mounting Centers End Terminals 1".

Stock Values in Ohms		
6	20	100
10	40	200
15	60	400

Type CU Resistor—
List Price $0.20 ..... **Net Price $0.12**

Copyright by U. C. P., Inc.

utah — CARTER PARTS

LONG AND SHORT JACKS

SHORT JACKS

No. 103

Utah-Carter short jacks are small and compact, but do a full sized job. Depth behind panel is cut down by placing the tempered nickel-silver springs parallel to the panel. High quality sheet bakelite and tubular ebonite insulators are used throughout: No paper or fibre used in Utah-Carter jacks. Supplied with nickel-plated hex. mounting nut and nickel-plated washer.

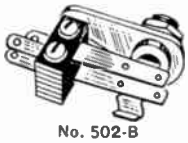

No. 502-B

LONG JACKS

The original long jacks adapted from telephone switchboard jacks. Long rugged phosphor-bronze springs parallel to the plug axis give precise action. These jacks take minimum panel mounting space, less than the short jacks.

Supplied with nickel-plated hex. shoulder mounting nut and nickel-plated washer.

Short and long jacks mount in single 3/8" hole in panels up to 1/8" thick. Fit of the plug in the jack is not affected by the thickness of the panel. Fit all standard plugs in two-and three-conductor types. Strong bright cadmium plated steel frame.

All contacts between springs are fine silver, giving minimum contact resistance.

For 2-Conductor Plugs, with Tip and Sleeve Only

Circuits	Stock Nos.	Contact Arrangement	Long Jacks Stock No.	Long Jacks List Price	Long Jacks Net Price	Short Jacks Stock No.	Short Jacks List Price	Short Jacks Net Price
	1—101 501	Open circuit	101	$0.50	$0.30	501	$0.40	$0.24
	502	Single closed circuit	102	.60	.36	502	.55	.33
	2A 102A 502A	Break contact on tip spring	102-A	.60	.36	502-A	.55	.33
	133 533	Sleeve spring; break contact on tip spring	133	.70	.42	533	.65	.39
	103 503	Separate make contact springs	103	.70	.42	503	.65	.39
	103A 503A	Break-make contacts on tip spring	103-A	.70	.42	503-A	.65	.39
	104 504	Sleeve spring; break contacts on tip and sleeve springs	104	.70	.42	504	.75	.45
	104A 504A	Break contact on tip spring; separate make contact springs	104-A	.80	.48	504-A	.75	.45
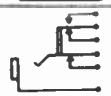	105 505	Break contact on tip spring; separate break-make contact springs	105	.90	.54	505	.85	.51
	106 506	Sleeve spring; break contacts on tip and sleeve springs; separate break contact springs	106	1.00	.60	506	.95	.57

For 3-Conductor Plugs—With Tip, Ring and Sleeve—(2-Button Microphone, Etc.)

	2B 102B 502B	Open circuit	102-B	.60	.36	502-B	.55	.33
	103B 503B	Break contact on tip spring	103-B	.70	.42	503-B	.65	.39
	104B 504B	Break contacts on tip and ring springs	104-B	.80	.48	504-B	.75	.45

UTAH SENSITIVE D.C.RELAYS—PLUG-IN TYPE

low-priced, high quality plug-in relays. Dust-proof, tamperproof, accurately adjusted for reliable operation, sealed in vibrator-type zinc housing, 3 1/8" x 1 1/2".

Types RA-A- "Break" Contacts (Normally Closed)

Types RA-B- "Make" Contacts (Normally Open)

Types RA-C- "Break-Make" Contacts (Single Pole Double Throw)

CAREFULLY ENGINEERED: Ratings overlap: For reliable operation from 1.2 to 120 volts or from 6 to 516 M.A., D.C., select relay from list.

CONTACTS: Fine silver for minimum contact resistance. 5 amperes. 115 volts A.C. non-inductive loads. For D.C. and inductive A.C. loads, arcing reduced by connecting 0.1 to 2 M.F. across contacts, with 10 to 500 ohms in series with condenser.

Stock No.	Contacts	List Price	Net Price
	2-Volt Relays—15 Ohms—1.2 to 7.75 volts—80 to 516 M.A.		
RAA-2	Single Break, normally closed	$2.25	$1.35
RAB-2	Single Make, normally open		
RAC-2	Single Break-Make, S.P.D.T		
	6-Volt Relays—90 Ohms—3.15 to 19 Volts—35 to 210 M.A.		
RAA-6	Single Break, normally closed	2.25	1.35
RAB-6	Single Make, normally open		
RAC-6	Single Break-Make, S.P.D.T		
	32-Volt Relays—1000 Ohms—12 to 63 Volts—12 to 63 M.A.		
RAA-32	Single Break, normally closed	2.50	1.50
RAB-32	Single Make, normally open		
RAC-32	Single Break-Make, S.P.D.T		
	110-Volt Relays—3000 Ohms—18 to 120 Volts—6 to 40 M.A.		
RAA-110	Single Break, normally closed	3.00	1.80
RAB-110	Single Make, normally open		
RAC-110	Single Break-Make, S.P.D.T		

Copyright by U. C. P., Inc.

utah — CARTER PARTS



1S-30 Series

These switches are similar in general construction to the widely popular Utah - Carter Imp Short Jacks. Finest nickel-silver springs with integral contacts. High grade phenolic insulation. Body, nuts and washers bright nickel plated. Red or black Kolonite 1-piece shaft and button. Springs fully insulated from the mounting bushing and shaft. Made in three circuit arrangements:

IS-10 Series: "Make" contact, single circuit normally open.

IS-20 Series: "Break" contact, single circuit normally closed.

IS-30 Series: "Break-Make" contacts, single circuit, double-throw.

Description:—One-piece combined shaft and pushbutton. Mount in ⅜" hole in panel up to $\frac{3}{32}$" thick. Supplied with one nickleplated hex nut and washer.

IMP PUSHBUTTON SWITCHES

Circuit	Contact Arrangement	Red Pushbutton Stock No.	Black Pushbutton Stock No.	List Price	Net Price
	"Single Make"	IS-11	IS-13	$0.75	$0.45
	"Single Break"	IS-21	IS-23	$0.75	$0.45
	One "Break-Make"	IS-31	IS-33	$0.75	$0.45



UTAH-CARTER ROTARY LONG AND SHORT JACK SWITCHES

Rotary Two and Three Position—Long and Short Types.

SHORT JACK SWITCHES

Similar in design to Utah-Carter short jacks, these switches are small and compact.

LONG JACK SWITCHES

Similar in design to Utah-Carter long jacks, these are full-size switches, but take less panel space than the short jack switches.

All rotary jack switches supplied with knob and pointer screw, one nickel-plated hex. mounting nut and nickel-plated washer. Fit ⅜" hole in panels up to ¼" thick. All electrical parts fully insulated from frame.

Two Position Switches

Circuits	Contact Arrangement	Long Jack Switches Stock No.	Long Jack Switches List Price	Long Jack Switches Net Price	Short Jack Switches Stock No.	Short Jack Switches List Price	Short Jack Switches Net Price
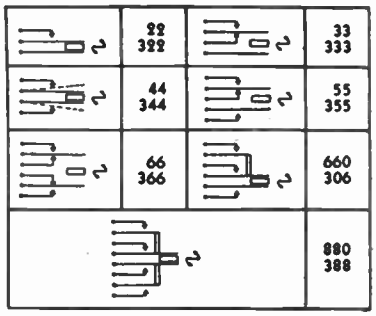 22 322 / 33 333	Single make (SPST)	22	$0.75	$0.45	322	$0.70	$0.42
44 344 / 55 355	Single break-make (SPDT)	33	.90	.54	333	.85	.51
66 366 / 660 306	Two makes (DPST)	44	1.00	.60	344	.95	.57
880 388	One break-make, one make (1-SPDT-1-SPST) (Normally Open)	55	1.15	.69	355	1.10	.66
	Two break-makes (2-SPDT)	66	1.25	.75	366	1.25	.75
	Three makes (3-SPST—Normally Open)	660	1.25	.75	306	1.25	.75
	Four makes (4-SPST—Normally Open)	880	1.60	.96	388	1.60	.96

Three Position Switches

Circuits	Contact Arrangement	Long Jack Switches Stock No.	Long Jack Switches List Price	Long Jack Switches Net Price	Short Jack Switches Stock No.	Short Jack Switches List Price	Short Jack Switches Net Price
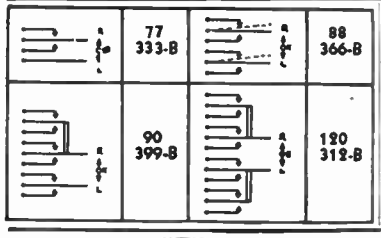 77 333-B / 88 366-B	Single pole double throw, center off	77	$0.90	$0.54	333-B	$0.85	$0.51
90 399-B / 120 312-B	Two pole double throw, center off	88	1.25	.75	366-B	1.20	.72
	Three pole double throw, center off	90	1.60	.96	399-B	1.55	.93
	Four pole double throw, center off	120	2.00	1.20	312-B	1.95	1.17



SHORT PUSH-BUTTON SWITCHES—Non-Locking and Locking Types

Silver contacts for minimum resistance. High-quality nickel-silver springs. Bright cadmium-plated steel frame. Highest quality insulation used throughout. Mount in single ⅜" hole in panels up to $\frac{3}{32}$". Supplied with ½" polished black bakelite button and set-screw, one nickel-plated hexagonal mounting nut and washer.

Circuits	Contact Arrangement	Non-Locking Type	Locking Type	List Price	Net Price
	Single Make Contact	422-M	422-AM	$0.90	$0.54
	Single Break Contact	422-B	422-AB	$0.90	$0.54
	SingleBreak-Make Contact	433	433-A	$1.00	$0.60
	Two Make Contacts	444-M	444-AM	$1.20	$0.72

Circuits	Contact Arrangement	Non-Locking Type	Locking Type	List Price	Net Price
	Two Break Contacts	444-B	444-AB	$1.20	$0.72
	Two Break-Make Contacts	666	666-A	$1.50	$0.90
	Combination Break One and Make Two Contacts	555	555-A	$1.50	$0.78
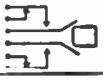	Two-Make Before-Break Contacts	676	676-A	$1.65	$0.99

Copyright by U. C. P., Inc.

Acro Snap SWITCHES

FOR PRECISION CONTROL

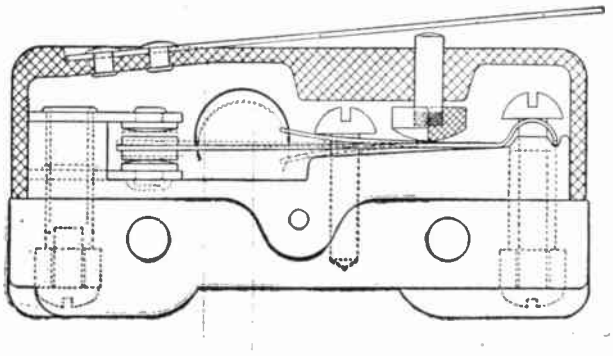

This improved type of snap-action switch operates on a new principle with a rolling spring providing frictionless action. Features of this switch are Precision Operation—Millions of Operations—Low Operating Pressure—High Contact Pressure—High Operating Frequency—Unaffected by ordinary Vibration—Small size—Easy installation.

SPECIFICATIONS—Size 1 15/16" x 11/16" x 27/32"
Weight—Approximately 1 oz.
Plastic case—drilled for two 6x32 screws
Ratings—600 Volt 2 Amp. A.C.
450 Volt 3 Amp. A.C.
250 Volt 5 Amp. A.C.
115 Volt 10 Amp. A.C.

TABLE OF PRESSURES AND TYPES

Type	Pressure Down to Actuation	Reduce Pressure for Release	Travel Distance
R	6 to 8 ozs.	4 to 6 ozs.	1/1000" apprx.
S	3 to 4 ozs.	2 to 3 ozs.	1/1000" apprx.
X	2 ozs. or less	1 oz. or less	3/1000" apprx.
T	3/4 to 1 oz.	1/2 to 3/4 oz.	3/1000" apprx.



1L—LEAF ACTUATOR

Net Prices

Single Throw—Open	R $1.10	X $1.10	S $1.30	T $1.50
Single Throw—Closed	R 1.10	X 1.10	S 1.30	T 1.50
Double Throw	R 1.30	X 1.30	S 1.50	T 1.70



PIN PLUNGER TYPE—1A ACTUATOR

Net Prices

Single Throw—Open	R $1.00	X $1.00	S $1.20	T $1.40
Single Throw—Closed	R 1.00	X 1.00	S 1.20	T 1.40
Double Throw	R 1.20	X 1.20	S 1.40	T 1.60



1M—ROLLER LEAF ACTUATOR

Net Prices

Single Throw—Open	R $1.45	X $1.45	S $1.65	T $1.85
Single Throw—Closed	R 1.45	X 1.45	S 1.65	T 1.85
Double Throw	R 1.65	X 1.65	S 1.85	T 2.05

These switches operate on same principle as the pin plunger type switches described above and have same features. Actuation is applied at end of blade.

Rated 1500 watts, 15 amperes, 125 volts A.C. or D.C., 7½ Amps. 250 Volts and 4 amps. 460 volts.

Single Throw—Open ..... Net Price, each $1.90
Single Throw—Closed ..... Net Price, each 1.90
Double Throw ..... Net Price, each 2.10

This type of open blade switch is designed for cam actuation. Switches weigh approximately 1 oz. Size is 3" x 11/16" x ½". Two 6-32 screws provide for mounting. This type of switch can be supplied with modifications for specific purposes. Following prices apply to switch illustrated above.

Single Throw—Open ..... Net Price, each $1.90
Single Throw—Closed ..... Net Price, each 1.90
Double Throw ..... Net Price, each 2.10

Copyright by U. C. P., Inc.

Prices Subject to Change Without Notice

Thank You!

When writing for additional information or when ordering from sources of supply listed in this book, please mention

RADIO'S MASTER ENCYCLOPEDIA

Dial and Jewel

PILOT LIGHT ASSEMBLIES

WORLD'S LARGEST EXCLUSIVE MANUFACTURER

JEWEL LIGHT ASSEMBLIES

½" Jewel . . Horizontal Mounting

No. 20 TYPE

The original Drake Horizontal Mounting Lamp Assembly, and still a fast seller. When ordering please be sure to select the correct part number for the thickness of panel on which to be installed; otherwise lamp may not extend far enough forward for easy removal, or if too far, prevent bezel screwing all the way on collar.

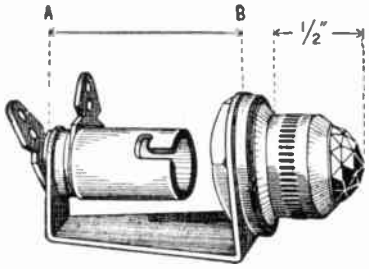

PATENT NO. 2220515

Type Number	Style Socket	Length A to B	Panel Thickness	List
20	Min. Bayonet	1 3/16"	1/16"	$.40 EA.
30	Min. Bayonet	1"	¼"	.40 EA.
40	Min. Bayonet	1 3/32"	⅛"	.40 EA.
20-S	Min. Screw	1"	1/16"	.40 EA.
30-S	Min. Screw	13/16"	¼"	.40 EA.
40-S	Min. Screw	31/32"	⅛"	.40 EA.

NOTE: Dimension A to B is overall length of mounting bracket.

SPECIFICATIONS

LAMPS REQUIRED: Miniature T 3¼ tubular, 6-8V, or other T 3¼ lamps of same over-all length. • Lamp removable from front of panel. • Mounts in 11/16" hole. • **JEWEL:** diamond cut (faceted); Amber, Blue, Crystal, Green, Ruby, White (Milk White) and Yellow. • **SPECIAL FINISHES:** Chrome, Black Nickel, Statuary Bronze. • **PACKED** in bulk with jewel, collar and nuts in bag. • **SPECIAL JEWELS:** SP—Smooth, plain; SFA—Smooth, frosted all over; SFB—Smooth, frosted back. • List Price SFA and SFB, 2c each extra.

PRICE LIST OF PARTS

Part No.	Description	List Price
20A-CSP	Socket Assembly for No. 20	$ .10*
21FB-CSP	Socket Assembly for No. 30	.10*
21V-CSP	Socket Assembly for No. 40	.10*
21FS-CSP	Socket Assembly for No. 20-S	.10*
22G-CSP	Socket Assembly for No. 30-S	.10*
22V-CSP	Socket Assembly for No. 40-S	.10*
25CSP	Jewel	.20*
27	Nut	4.00†
26	Collar for No. 20 types, 7/32" long	8.00†
28	Collar for No. 30-40 types, ⅜" long	8.00†
30	Collar for ⅜" panel, ½" long	20.00†

*—Each. †—Per 100

½" Jewel . . Horizontal Mounting

No. 50 TYPE

This patented Drake Assembly is ideal for various applications. Specially designed for use on more than one thickness of panel. Supplied with three fibre washers which compensate for panel thicknesses. It is of sturdy construction, easy to mount, and requires little space.

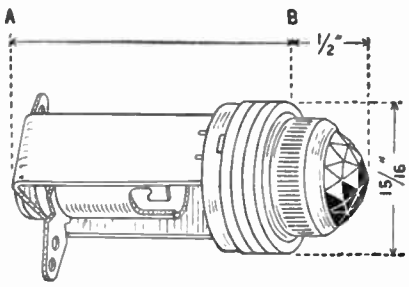

PATENT NO. 2220516

Type Number	Style Socket	Length A to B	Panel Thickness	List Price
50	Min. Bayonet	1⅛"	0" to ¼"	$ .50 EA.
50½	Min. Bayonet	1⅛"	0" to ⅜"	.56 EA.
50-S	Min. Screw	⅞"	0" to ¼"	.50 EA.
50½-S	Min. Screw	⅞"	0" to ⅜"	.56 EA.

NOTE: Dimension A to B is over-all length from front of panel.

SPECIFICATIONS

LAMPS REQUIRED: Miniature T 3¼ tubular, 6-8 V. or other T 3¼ lamps of same over-all length. • Lamp removable from front of panel. • Mounts in 11/16" hole. • **JEWEL:** diamond cut (faceted); Amber, Blue, Crystal, Green, Ruby, White (Milk White) and Yellow • **SPECIAL FINISHES:** Chrome, Black Nickel, Statuary Bronze. • **PACKED** in individual boxes for jobbing trade; in bulk and fully assembled for manufacturing trade. • **SPECIAL JEWELS:** SP—Smooth, plain; SFA—Smooth, frosted all over; SFB—Smooth, frosted on back. • List price SFA and SFB, 2c each extra.

PRICE LIST OF PARTS

Part No.	Description	List Price
25CSP	Jewel	$ .20*
25A-CSP	Socket Assembly for No. 50 types	.10*
25B-CSP	Socket Assembly for No. 50-S types	.10*
28	Collar, ⅜" long	8.00†
30	Collar, ½" long for No. 50½ types	20.00†
50A	Round nut	12.00†
50B	Fibre Washer, 15/16" O.D.	3.00†

Copyright by U. C. P., Inc.

Dial and Jewel

PILOT LIGHT ASSEMBLIES

WORLD'S LARGEST EXCLUSIVE MANUFACTURER

JEWEL LIGHT ASSEMBLIES

¾" Jewel . . Horizontal Mounting

No. 60 TYPE

This patented item is similar to the No. 50, but has a ¾" Jewel in a "slip-fit" bezel. Supplied with three fibre washers which compensate for panel thickness. Its sturdy construction, ease of mounting, and small size make it an ideal assembly. When used with a neon glow lamp, a transparent jewel is supplied.

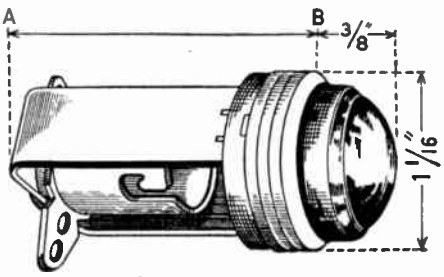

PATENT NO. 2220516

PRICE LIST

Type Number	Style Socket	Length A to B	Panel Thickness	List Price
60	Min. Bayonet	1½"	0" to ¼"	$ .90 EA.
60¾	Min. Bayonet	1½"	0" to ⅝"	1.00 EA.
60-S	Min. Screw	1 1/16"	0" to ¼"	.90 EA.
60¾-S	Min. Screw	1 1/16"	0" to ⅝"	1.00 EA.
60N	Candelabra	1 9/16"	0" to ¼"	.90 EA.
60¾-N	Candelabra	1 9/16"	0" to ⅝"	1.00 EA.

NOTE: Dimension A to B is over-all length from front of panel.

SPECIFICATIONS

LAMPS REQUIRED: For No. 60, 60¾, 60-S and 60¾-S, Miniature T 3¼ tubular, 6-8 V., or other T 3¼ lamps of same over-all length. For No. 60-N and 60¾-N, Neon glow T 4½; 4W, T4, Herzog; and 6W, T 4½, GE 110 V. lamps. • Lamp removable from front of panel. • Removable color discs (color shows only when lamp is lighted). • Colored glass jewel, smooth, plain, or smooth frosted on back, furnished on request at no extra cost in Amber, Blue, Crystal, Green, Ruby, White (Milk White) and Yellow. • Mounts in 13/16" hole. • **JEWEL** regularly supplied: smooth crystal frosted on back. • Color discs: Amber, Blue, Green, Red, White, Yellow. • Bezel polished chrome. • **PACKED** in individual boxes for the jobbing trade; in bulk and fully assembled for the manufacturing trade.

PRICE LIST OF PARTS

Part No.	Description	List Price
28U-CSP	Socket Assembly for No. 60 Type	$ .10*
28V-CSP	Socket Assembly for No. 60-S Type	.10*
28W-CSP	Socket Assembly for No. 60-N Type	.15*
60A-CSP	Jewel	.40*
60B	Collar for No. 60¾ Types, 25/32" long	60.00†
60C	Collar for No. 60 Type, 13/32" long	18.00†
60D	Round nut	28.00†
60E	Color Disc	1.50†
60G	Retaining ring	1.50†
60I	Fibre Washer, 1 1/16" O.D.	3.50†

*—Each. †—Per 100

1" Jewel . . Horizontal Mounting

No. 75 TYPE

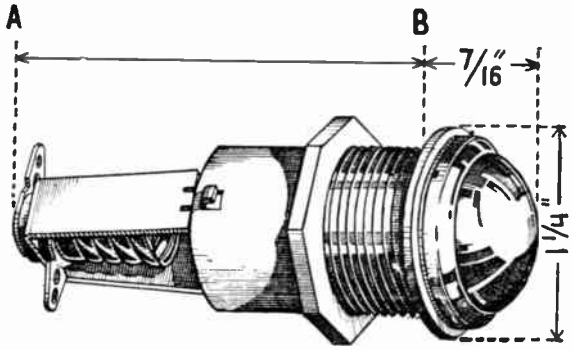

PATENT NO. 2192345

The patented No. 75 type has a "slip-fit" bezel. It is exceedingly neat in appearance. Very substantial and easy to install. All parts are burnished cadmium plated except the bezel which has a highly polished chrome finish.

Type No.	Style Socket	Length A to B	Panel Thickness	List Price
75	Candelabra	2¼"	0" to ½"	$1.00 EA.
175	Min. Screw	1¾"	0" to ½"	1.00 EA.
275	Min. Bayonet	2 1/32"	0" to ½"	1.00 EA.
75AP	Cand. (Insul.)	2¼"	0" to ½"	1.20 EA.
375	S. C. Bayonet (Candelabra)	2 5/16"	0" to ½"	1.00 EA.

NOTE: Dimension A to B is over-all length from front of panel. Over-all diameter of mounting nut 1⅜". The No. 75 AP is intended for use in apparatus requiring Board of Underwriters' approval.

SPECIFICATIONS

LAMPS REQUIRED: For No. 75 and 75AP, Candelabra base 6W (115 V.) S6; for No. 175 and 275 Miniature T 3¼ tubular, 6-8 V; or other T 3¼ lamps of same over-all length. For No. 375, single contact, G6, bayonet lamp such as used for automobile headlights. • Lamp removable from front of panel. • Removable color discs (color shows only when lamp is lighted). • Mounts in 1" hole in panels up to ½" thick. • **JEWEL** regularly supplied: smooth crystal frosted on back. • Color discs Amber, Blue, Green, Red, White, Yellow. • Bezel polished chrome. • Colored glass jewels, smooth frosted on back or diamond cut (faceted) furnished on request at no extra cost in Amber, Blue, Crystal, Green, Ruby, White (Milk White) or Yellow. • **PACKED** in individual boxes for the jobbing trade; in bulk and fully assembled for the manufacturing trade.

PRICE LIST OF PARTS

Part No.	Description	List Price
19V CSP	Socket Assembly for No. 75	$ .15*
19V CSP-AP	Socket Assembly for No. 75AP	.35*
24H CSP	Socket Assembly for No. 275	.10*
24I CSP	Socket Assembly for No. 175	.10*
24J CSP	Socket Assembly for No. 375	.15*
75A CSP	Jewel	.50*
75B	Tube	.35*
75C	Nut	.04*
75E	Color Disc	1.50†
75F	Retaining ring	1.50†
75G	Fibre washer—1¼" O.D.	3.50†

Copyright by U. C. P., Inc.

JEWEL LIGHT ASSEMBLIES AND JEWELS

1/2" Jewel . . Vertical Mounting

No. 10 TYPE

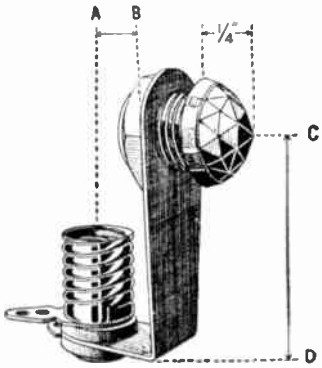

NOTE:
Dimension A to B is from center of socket to outside of bracket. C to D from center of jewel to bottom of bracket. The No. 10B and 10C have brackets with oblong hole permitting adjustment to obtain best position for lamp filament back of jewel.

PRICE LIST

Type Number	Style Socket	A to B	C to D	List Price
10	Min. Screw	1/2"	1 1/4"	$ .25 EA.
10B	Min. Bayonet	3/4"	Adj. from 1 5/16" to 1 5/8"	.30 EA.
10C	Candelabra	3/4"		.30 EA.
10G	Min. Bayonet	1/2"	1 1/4"	.30 EA.

SPECIFICATIONS

LAMPS REQUIRED: For No. 10 and 10B, miniature screw or bayonet base of any voltage (tubular preferred). For No. 10G, miniature bayonet, type G 3 1/2 bulb. For No. 10C any candelabra base lamp may be used. • Mounts in 7/16" hole on panels up to 1/4" thick. • **JEWEL:** diamond cut (faceted); Amber, Blue, Crystal, Green, Ruby, White (Milk White), and Yellow. • **SPECIAL FINISHES:** Chrome, Black Nickel, Statuary Bronze. • **PACKED** in bulk with jewels and nuts in bags. • **SPECIAL JEWELS:** SP—Smooth, plain; SFA — Smooth, frosted all over; SFB — Smooth, frosted on back. • List price SFA and SFB, 2c each extra.

PRICE LIST OF PARTS

Part No.	Description	List Price
15CSP	Socket Assembly for No. 10	$ .10*
15CSP-B	Socket Assembly for No. 10B	.15*
15CSP-G	Socket Assembly for No. 10G	.15*
15CSP-C	Socket Assembly for No. 10C	.15*
16CSP	Jewel and Nut	.20*
17	Nut	3.00†

*—Each. †—Per 100

1/2" Jewels

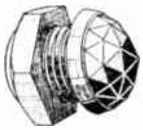
THREADED TYPE

SLOTTED TYPE

THREAD TYPE WITH NUTS

			LIST PRICE
16CSP	Shank 3/8" long, 7/16" O.D.	EA.	$ .20
16 1/2CSP	Shank 1/2" long, 7/16" O.D.	EA.	.32

SLOTTED TYPES

			LIST PRICE
22CSP	Shank 1/8" long, 3/8" O.D.	EA.	$ .15
23CSP	Shank 3/16" long, 3/8" O.D.	EA.	.15
31CSP	Shank .085" long, 3/8" O.D.	EA.	.15

JEWELS: Diamond cut (faceted), Amber, Blue, Crystal, Green, Ruby, White (Milk White) and Yellow.

SPECIAL JEWELS: SP—Smooth, plain; SFA—Smooth, frosted all over; SFB—Smooth, frosted back. • List price SFA and SFB, 2c each extra. • **SPECIAL FINISHES:** Chrome, Black Nickel, Statuary Bronze.

11/32" JEWELS . . Slotted Types Only

JEWELS: Diamond cut (faceted), Amber, Crystal, Green, Ruby, White (Milk White). Also supplied with smooth plain glass (specify "SP") at same price.

FINISHES: Regular finish Statuary Bronze. Also supplied in nickel finish if so ordered, at same price.

21CSP, slotted type, Shank 3/16" long, 9/32" O.D.
LIST PRICE EACH ..... $ .12

24CSP, slotted type, Shank 1/4" long, 9/32" O.D.
LIST PRICE EACH ..... .12



DISPLAY

Attractive, eye-catching business-getter. Permits customers to quickly decide EXACTLY what types of Assemblies they need. Printed in 2 colors, size 18"x18". Contains one sample of following Types: 50, 75, 175, 275, 50-S, 20, 30, 40, 10, 10B, 10C, 20S, 30S, 40S and one Bull's Eye. Total List Prices of above Assemblies, $7.50 less discount. Display card FREE.

Copyright by U. C. P., Inc.

Dial and Jewel

PILOT LIGHT ASSEMBLIES

WORLD'S LARGEST EXCLUSIVE MANUFACTURER

DIAL LIGHT ASSEMBLIES

FOR ALL STANDARD OR SPECIAL NEEDS

Clip Bracket Types With FLANGE Brackets

103 AE

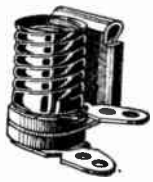
103 AF


103 AG

103 AH

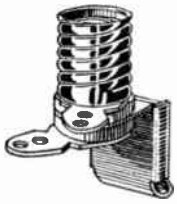
103 CE

103 CF

103 CG

103 CH

★ ★ ★ ★ ★ ★ ★ ★

Clip Bracket Types With Flat Brackets

104 AE

104 AF

104 AG


104 AH


104 CE

104 CF

104 CG


104 CH

Bayonet Type Socket Assemblies

203 AH


217 H

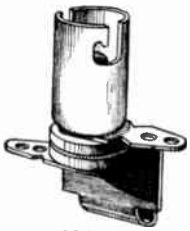
204 CH

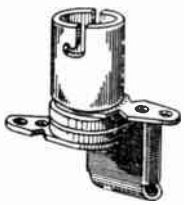
203 CH

204 AH

MISCELLANEOUS TYPES . . SPECIAL SIZES

317 H

106 AE

106 CE


109 AH

108 AH

108 CH

109 CH

PRICE LIST . . DIAL LIGHT ASSEMBLIES

Min. Screw Type		Min. Bayonet Type		Candelabra Type	
No.	List Price per 100	No.	List Price per 100	No.	List Price per 100
103 104 106 107 108 109 156B	$ 7.00	203 204 206 207 208 209 256B	$ 8.00	403 404 406 407 408 409 456B	$15.00
119	$15.00	219	$15.00	419	$15.00
317H	5.00	217H	7.00	417H	13.00

CODE NUMBERS: Miniature Screw, 100 Series. Miniature Bayonet, 200 Series. Candelabra, 400 Series. (Except 317H).

Copyright by U. C. P., Inc.

BE RIGHT WITH

OHMITE ★ RHEOSTATS RESISTORS SWITCHES CHOKES

OHMITE RHEOSTATS

All-Porcelain — Vitreous-Enameled

The design and construction of these sturdy, compact Ohmite Rheostats insure permanently smooth, gradual, close control. The wire is wound over a porcelain core, bonded to porcelain base, and permanently locked in place by special Ohmite Vitreous Enamel. Nothing to smoke, char, shrink, or shift. Dissipates heat rapidly. Insulated shafts and bushings. Copper graphite contacts. Ratings are for "free air" use. Time-proved through long trouble-free service in countless installations the world over. Underwriters' Laboratories Listed.



MODEL "H" 25 Watt
Diameter 1 5/8". Depth behind panel 1 3/8"

Stock No.	Ohms	Max. Mils.	List Price	Stock No.	Ohms	Max. Mils.	List Price
0140	1	5,000	$4.50	0152	125	445	$4.00
0141	2	3,540	4.00	0153	175	375	4.00
0142	3	2,880	4.00	0154	250	316	4.00
0143	6	2,040	4.00	0155	350	267	4.00
0144	8	1,770	4.00	0156	500	222	4.00
0145	10	1,580	4.00	0157	750	182	4.00
0146	15	1,290	4.00	0158	1,000	155	4.50
0147	25	1,000	4.00	0159	1,500	129	4.50
0148	35	845	4.00	0160	2,500	100	4.50
0149	50	707	4.00	0161	3,500	84	4.75
0150	75	575	4.00	0162	5,000	70	4.75
0151	100	500	4.00				

MODEL "J" 50 Watt
Diameter 2 5/8". Depth behind panel 1 3/8"

Stock No.	Ohms	Max. Mils.	List Price	Stock No.	Ohms	Max. Mils.	List Price
0308	0.5	10,000	$5.00	0321	150	575	$4.50
0309	1	7,070	5.00	0322	225	470	4.50
0310	2	5,000	5.00	0323	300	408	4.50
0311	4	3,530	4.50	0324	500	316	4.50
0312	6	2,880	4.50	0325	800	250	4.75
0313	8	2,500	4.50	0326	1,000	224	4.75
0314	12	2,040	4.50	0327	1,600	176	4.75
0315	16	1,760	4.50	0328	2,500	141	4.75
0316	22	1,500	4.50	0329	3,500	119	5.00
0317	35	1,190	4.50	0330	5,000	100	5.00
0318	50	1,000	4.50	0331	8,000	79	5.00
0319	80	790	4.50	0332	10,000	70	5.00
0320	125	630	4.50				

OHMITE SPECIAL RHEOSTATS

for Soldering Iron Control

Adjusts heat of the soldering iron or melting pot for best work and economical operation.

Wattage of Soldering Iron or Pot to be Controlled Watts	Volts	Rheostat Control Stock No.	Cage Dimensions Diam.	Hgt.	List Price Each
40- 65	115	SRC65	3 1/8"	2"	$ 7.25
85-100	115	SRC100	3 1/8"	2"	7.25
120-150	115	SRC150	3 3/4"	2 3/8"	9.15
175-220	115	SRC220	3 3/4"	2 3/8"	10.00
300-350	115	SRC350	4 1/2"	2 3/8"	11.70
430-500	115	SRC500	7 1/2"	3 1/4"	17.00

MODEL "K" 100 Watt
Diameter 3 1/8". Depth behind panel 1 3/4"

Stock No.	Ohms	Max. Mils.	List Price	Stock No.	Ohms	Max. Mils.	List Price
0440	0.5	14,100	$7.50	0452	200	707	$7.00
0441	1	10,000	7.50	0453	300	575	7.00
0442	2	7,070	7.50	0454	400	500	7.00
0443	3	5,750	7.50	0455	500	447	7.00
0444	5	4,470	7.50	0456	750	365	7.00
0445	7.5	3,650	7.00	0457	1,000	316	7.50
0446	10	3,160	7.00	0458	1,500	258	7.50
0447	16	2,500	7.00	0459	2,000	224	7.50
0448	25	2,000	7.00	0460	2,500	200	7.50
0449	50	1,410	7.00	0461	5,000	141	8.00
0450	75	1,150	7.00	0462	7,500	115	8.50
0451	100	1,000	7.00	0463	10,000	100	9.00

MODEL "L" 150 Watt
Diameter 4". Depth behind panel 2"

Stock No.	Ohms	Max. Mils.	List Price	Stock No.	Ohms	Max. Mils.	List Price
0524	0.5	17,300	$9.50	0537	150	1,000	$9.00
0525	1	12,300	9.50	0538	200	865	9.00
0526	2	8,650	9.50	0539	250	775	9.00
0527	3	7,070	9.50	0540	350	655	9.00
0528	5	5,480	9.50	0541	500	548	9.00
0529	7.5	4,470	9.50	0542	750	447	9.50
0530	10	3,880	9.00	0543	1,250	346	9.50
0531	15	3,163	9.00	0544	1,800	288	10.00
0532	25	2,450	9.00	0545	2,250	259	10.00
0533	35	2,070	9.00	0546	3,000	224	10.00
0534	50	1,735	9.00	0547	4,500	182	10.50
0535	75	1,415	9.00	0548	7,500	141	11.00
0536	100	1,225	9.00	0549	10,000	122	12.00

MODEL "N" 300 Watt
Diameter 6". Depth behind panel 2 3/8"

Stock No.	Ohms	Max. Mils.	List Price	Stock No.	Ohms	Max. Mils.	List Price
0650	1	17,320	$13.50	0661	100	1,730	$13.50
0651	2	12,240	13.50	0662	150	1,410	13.50
0652	3	10,000	13.50	0663	200	1,220	13.50
0653	4	8,660	13.50	0664	300	1,000	13.50
0654	5	7,750	13.50	0665	400	866	13.50
0655	7.5	6,320	13.50	0666	700	655	13.50
0656	10	5,480	13.50	0667	900	578	13.50
0657	15	4,470	13.50	0668	1,200	500	13.50
0658	25	3,460	13.50	0669	1,500	447	13.50
0659	50	2,450	13.50	0670	1,750	414	13.50
0660	75	2,000	13.50	0671	2,500	346	13.50

OTHER OHMITE RHEOSTATS

Ohmite Rheostats are also available in Model G, 75 Watt; Model P, 225 Watt; Model R, 500 Watt; Model T, 750 Watt; and Model U, 1,000 Watt units, in many resistance values. Special Rheostats with tapered windings, etc., can be supplied; also Special Rheostats for Model Train Control. Cages and other accessories also available.

For more complete information on OHMITE PRODUCTS, ask for Ohmite Catalog 18.

Copyright 1941 Ohmite Manufacturing Company, Chicago, Ill.

BE RIGHT WITH OHMITE ★ RHEOSTATS RESISTORS SWITCHES CHOKES

Popular OHMITE "BROWN DEVIL" RESISTORS



High quality, small size, wire wound resistors ideal for voltage dropping, bias units, bleeders, etc. They're extra-sturdy, all-porcelain, vitreous enameled. They give time-proved protection against shock, vibration, heat and humidity. Their long record of continuous trouble-free service—their wide use in all climates of the world—prove their complete reliability and economy. All units have 1½" tinned wire leads.

10 Watt—1¾" x 5/16" Core Size

Ohms	Mils.	Ohms	Mils.	Ohms	Mils.
1	3,160	150	258	1,500	79
2	2,235	200	223	1,750	74
3	1,825	225	217	2,000	69
4	1,580	250	200	2,250	64
5	1,414	300	182	2,500	63
7.5	1,155	350	169	3,000	56
10	1,000	400	158	3,500	51
12	910	450	149	4,000	47
15	816	500	141	4,500	45
20	707	600	129	5,000	43
25	632	700	119	6,000	38
30	575	750	115	7,000	34
35	535	800	111	7,500	32
40	500	900	105	8,000	31
50	447	1,000	100	8,500	29
75	365	1,100	95	10,000	26
100	316	1,200	91		
125	283	1,250	89		

List Price, any 10 watt unit above $0.45

11,000	24	16,000	18	*30,000	8
12,000	23	17,500	17	*35,000	7
12,500	22	18,000	17	*40,000	7
13,500	21	20,000	16	*45,000	6
14,300	20	22,500	15	*50,000	6
15,000	19	25,000	14		

List Price, any 10 watt unit above $0.50

20 Watt—2" x 7/16" Core Size

Ohms	Mils.	Ohms	Mils.	Ohms	Mils.
5	2,000	700	169	2,750	85
10	1,414	750	163	3,000	81
25	894	800	158	3,500	75
50	632	850	153	4,000	70
75	516	1,000	141	4,500	66
100	447	1,200	129	5,000	63
150	365	1,250	126	6,000	57
200	316	1,500	115	7,000	53
250	283	1,750	107	7,500	51
300	258	1,850	104	8,000	50
350	239	2,000	100	10,000	43
400	223	2,250	94	12,500	35
500	200	2,400	91	15,000	30
650	175	2,500	89		

List Price, any 20 watt unit above $0.70

20,000	24	35,000	15	45,000	13
25,000	20	40,000	14	50,000	12
30,000	17				

List Price, any 20 watt unit above $0.85

*55,000	8.0	*75,000	7.0	*90,000	6.0
*60,000	8.0	*80,000	7.0	*95,000	6.0
*65,000	7.0	*85,000	6.0	*100,000	6.0
*70,000	7.0				

List Price, any 20 watt unit above $1.10

*The units marked with an asterisk are coated with a low temperature enamel.

OHMITE "WIREWATT"

1 Watt wire-wound Resistor

Wire-wound on porcelain and insulated with low temperature enamel. Ends of the wire are mechanically locked and then brazed to terminal lugs to insure freedom from noise. 1½" tinned wire leads. RMA color coded, and labeled with the resistance. Size 1¾" x ¼".

Ohms	Mils.	Volts	Ohms	Mils.	Volts
100	100	10	2,250	21	47
125	89	11	2,500	20	50
150	81	12	3,000	18	54
200	70	14	3,500	16	59
250	63	15	4,000	15	63
300	57	17	4,500	14	67
350	53	18	5,000	14	70
400	50	20	6,000	12	77
500	44	22	7,000	11	83
600	40	24	7,500	11	86
700	37	26	8,000	11	89
750	36	27	9,000	10	95
800	35	28	10,000	10	100
900	33	30	12,500	9	112
1,000	31	31	15,000	8	122
1,100	30	33	16,000	7	126
1,200	28	34	17,500	7	132
1,250	28	35	18,000	7	134
1,500	25	38	20,000	7	141
1,750	23	41	22,500	6	150
2,000	22	44	25,000	6	158

List Price $0.25

OHMITE CENTER-TAPPED RESISTORS

Compact, Accurate, Convenient

"Wirewatt" and "Brown Devil" center-tapped resistors especially designed for use across radio transmitter tube filaments to provide an electrical center for the grid and plate returns. Should be connected as closely as possible to the tube socket. Center tap accurate to plus or minus 1%.

"WIREWATT" 1 Watt

Res. Ohms	For Heater or Filament Voltage up to	Max. Volts	List Price
10	2.5	3.15	$0.35
15	2.5	3.85	.35
*20	2.5	4.4	.35
25	2.5	5.0	.35
30	2.5	5.4	.35
40	2.5	6.3	.35
*50	5.0	7.0	.35
75	5.0	8.6	.35
*100	6.3	10.0	.35
200	6.3	14.0	.35

"BROWN DEVIL" 10 Watt

Res. Ohms	For Heater or Filament Voltage up to	Max. Volts	List Price
10	6.3	10.0	$0.55
15	6.3	12.2	.55
*20	7.5	14.0	.55
25	7.5	15.8	.55
30	7.5	17.3	.55
40	10.0	20.0	.55
*50	10.0	22.3	.55
75	10.0	27.3	.55
*100	12.0	31.5	.55
200	12.0	44.5	.55

*Shows most popular sizes.

RITEOHM "81"

Precision Resistors

High quality, 1% accurate, 1 watt, non-inductive, pie-wound Precision Resistors for voltmeter multipliers, laboratory equipment, radio and electrical test sets, attenuation pads, etc. Special Ohmite vacuum-type impregnation provides complete protection. Size 9/16"x1¾". Equipped with soldering lugs and threaded stud terminals.

Available in many stock resistance values from 0.1 ohm to 2 megohms. For complete listing, see Ohmite Catalog 18. (Also available in closer tolerances.)

Riteohm "71" Vitreous-Enameled Precision Resistors and Riteohm Series "90" Hermetically-Glass-Sealed Precision Resistors are also available.

For more complete information on OHMITE PRODUCTS, ask for Ohmite Catalog 18.

Copyright 1941 Ohmite Manufacturing Company, Chicago, Ill.

BE RIGHT WITH OHMITE ★ RHEOSTATS RESISTORS SWITCHES CHOKES

OHMITE DIVIDOHM RESISTORS

You can adjust the resistance or secure odd resistance values quickly with these Dividohms; easily put on more taps where needed. Ideal voltage dividers. With one adjustable lug and with mounting brackets.

All-Porcelain Vitreous-Enameled

OHMITE FIXED RESISTORS

Extra-sturdy, wire-wound, all-porcelain resistors with the permanent protection of Ohmite Vitreous Enamel. Widely used for heavy duty applications to assure continuous trouble-free service. With mounting brackets.

10 WATTS

Core Size 1 3/4" x 5/16" Mounting Centers 2 1/4"

Adjustable Res. Res. Ohms	Max. Mils.	Stock No.	Adjustable Res. Res. Ohms	Max. Mils.	Stock No.
1	3,150	1001	750	115	1021
2	2,235	1002	800	111	1022
3	1,825	1003	1,000	100	1023
5	1,415	1004	1,250	89	1024
7.5	1,155	1005	1,500	79	1025
10	1,000	1006	2,000	69	1026
15	816	1007	2,250	64	1027
20	707	1008	2,500	63	1028
25	632	1009	3,000	56	1029
50	447	1010	3,500	51	1030
75	365	1011	4,000	47	1031
100	316	1012	4,500	45	1032
150	258	1013	5,000	43	1033
200	223	1014	6,000	38	1034
250	200	1015	7,000	34	1085
300	182	1016	7,500	33	1036
350	169	1017	8,000	31	1037
400	158	1018	8,500	29	1038
500	141	1019	9,000	28	1039
600	129	1020	10,000	26	1040

List Price, any above unit.....$0.75

75 WATTS

Core Size 6" x 5/16" Mounting Centers 6 3/4"

Adjustable Res. Res. Ohms	Max. Mils.	Stock No.	Adjustable Res. Res. Ohms	Max. Mils.	Stock No.
5	3,870	0769	5,000	122	0783
10	2,735	0770	6,000	111	0783B
15	2,236	0771	7,000	103	0783C
25	1,732	0772	7,500	100	0784
50	1,224	0773	8,000	96	0784B
100	866	0774	9,000	91	0784C
200	612	0774B	10,000	86	0785
250	547	0775	12,000	79	0785B
300	500	0775B	15,000	70	0786
400	433	0775C	20,000	61	0787
500	387	0776	25,000	52	0788
750	316	0777	30,000	47	0789
1,000	273	0778	35,000	38	0790
1,250	245	0778B	40,000	33	0791
1,500	223	0779	45,000	28	0792
2,000	193	0780	50,000	25	0793
2,500	173	0781	60,000	19	0794
3,000	158	0781B	80,000	17	0795
3,500	146	0782	100,000	13	0796
4,000	136	0782B			

List Price, 5 to 5,000 ohms.....$1.95
List Price, 6,000 to 25,000 ohms..... 2.30
List Price, 30,000 to 50,000 ohms..... 2.50
List Price, 60,000 to 100,000 ohms 2.75

160 Watt Resistors—Core Size 8 1/2" x 1 1/8". Mounting Centers 9 3/8"—available in same resistances as the 200 Watt Resistors.

Ohms	Fixed Res. List Price	Adj. Res. List Price
5 to 10,000	$2.20	$2.75
15,000 to 50,000	2.65	3.20
60,000 to 100,000	3.00	3.50

ADJUSTABLE LUGS

Bakelite Knob Res. Dia.	Stock No.	List Price	Screw Driver Type Res. Dia.	Stock No.	List Price
3/16"	0359	$0.15	3/16"	1058	$0.10
3/4"	1959	.25	9/16"	0358	.10
1 1/8"	2159	.25	3/4"	1958	.15
			1 1/8"	2158	.15

25 WATTS

Core Size 2" x 5/16" Mounting Centers 2 3/4"

Res. Ohms	Max. Mils.	Fixed Resist. Stock No.	Fixed Resist. List Price	Adj. Resist. Stock No.	Adj. Resist. List Price
1	5,000			0360	$0.95
2	3,535			0360B	.95
3	2,885			0361	.95
5	2,235	0200A	$0.80	0362	.95
7.5	1,825			0362B	.95
10	1,580	0200B	.80	0363	.95
15	1,290			0364	.95
20	1,117			0364B	.95
25	1,000	0200C	.80	0365	.95
50	707	0200D	.80	0366	.95
75	577	0200E	.80	0367	.95
100	500	0200F	.80	0368	.95
150	408	0200G	.80	0369	.95
200	353	0200H	.80	0370	.95
250	316	0201	.80	0271	.95
300	288			0371B	.95
400	250			0371C	.95
500	223	0202	.80	0372	.95
750	182	0203	.80	0373	.95
800	176	0204	.80	0374	.95
1,000	158	0205	.80	0375	.95
1,250	141			0375B	.95
1,500	129	0206	.80	0376	.95
2,000	111	0207	.80	0377	.95
2,250	105			0377B	.95
2,500	100	0208	.80	0378	.95
3,000	91	0209	.80	0379	.95
3,500	84	0210	.80	0380	.95
4,000	79	0211	.80	0381	.95
4,500	74			0381B	.95
5,000	70	0212	.80	0382	.95
6,000	64	0213	.90	0383	1.10
7,000	60			0383B	1.10
7,200	59			0383C	1.10
7,500	57	0214	.90	0384	1.10
8,000	55			0384B	1.10
9,000	52			0384C	1.10
10,000	50	0215	.90	0385	1.10
12,000	42	0216	.90	0386	1.10
15,000	34	0217	.90	0387	1.10
20,000	26	0218	1.10	0388	1.20
25,000	21	0219	1.10	0389	1.20
40,000	14	0222	1.10		
50,000	12	0224	1.10		
100,000	7	0229	1.90		

100 WATTS

Core Size 6 1/2" x 3/4" Mounting Centers 7 3/8"

Res. Ohms	Max. Mils.	Stock No.	List Price	Stock No.	List Price
5	4,470	0600A	$1.65	0956	$2.20
10	3,160	0600B	1.65	0957	2.20
25	2,000	0601	1.65	0958	2.20
50	1,414	0602	1.65	0959	2.20
75	1,153	0603	1.65		
100	1,000	0604	1.65	0960	2.20
150	816	0605	1.65		
250	632	0606	1.65	0960B	2.20
500	447	0607	1.65	0961	2.20
750	365	0608	1.65		
1,000	316	0609	1.65	0962	2.20
1,500	258	0610	1.65	0962B	2.20
2,000	223	0611	1.65		
2,500	200	0612	1.65	0963	2.20
3,000	182	0613	1.65		
5,000	141	0614	1.65	0964	2.20
7,500	115	0615	1.95		
10,000	100	0615	1.95	0965	2.50
15,000	81	0617	1.95	0966	2.50
20,000	70	0618	1.95	0967	2.50
25,000	53	0619	1.95	0968	2.50
30,000	47	0620	2.20	0969	2.75
40,000	36	0621	2.20	0970	2.75
50,000	29	0622	2.20	0971	2.75
60,000	24	0623	2.50		
75,000	19	0624	2.50	0972	3.00
100,000	15	0625	2.75	0973	3.00

50 WATTS

Core Size 4" x 5/16" Mounting Centers 4 3/4"

Res. Ohms	Max. Mils.	Fixed Resist. Stock No.	Fixed Resist. List Price	Adj. Resist. Stock No.	Adj. Resist. List Price
5	3,160	0400A	$1.20	0560	$1.50
10	2,235	0400B	1.20	0561	1.50
25	1,414	0400C	1.20	0562	1.50
50	1,000	0400D	1.20	0563	1.50
75	816	0400E	1.20	0564	1.50
100	707	0400F	1.20	0565	1.50
150	577	0400G	1.20	0566	1.50
200	500	0400H	1.20	0567	1.50
250	447	0401	1.20	0568	1.50
300	408			0568B	1.50
400	353			0568C	1.50
500	316	0402	1.20	0569	1.50
750	258	0403	1.20	0570	1.50
1,000	223	0405	1.20	0572	1.50
1,250	200			0572B	1.50
1,500	182	0406	1.20	0573	1.50
2,000	158	0407	1.20	0574	1.50
2,500	141	0408	1.20	0575	1.50
3,000	129	0409	1.20	0576	1.50
3,500	119			0576B	1.50
4,000	111	0410	1.20	0577	1.50
4,500	105			0577B	1.50
5,000	100	0411	1.20	0578	1.50
6,000	91			0578B	1.65
7,000	84			0578C	1.65
7,500	81	0412	1.40	0579	1.65
8,000	79	0413	1.40	0580	1.65
9,000	74			0580B	1.65
10,000	70	0414	1.40	0581	1.65
12,000	64	0415	1.40	0582	1.65
15,000	57	0416	1.40	0583	1.65
20,000	48	0417	1.40	0584	1.65
25,000	41	0418	1.40	0585	1.65
30,000	41			0586	1.90
35,000	32	0419	1.60		
40,000	35			0587	1.90
50,000	23	0420	1.60	0588	1.90
60,000	20			0589	2.20
75,000	16	0421	1.60		
80,000	15			0590	2.20
100,000	12	0422	1.60	0591	2.20

200 WATTS

Core Size 10 1/2" x 1 1/8" Mtnting Centers 11 3/8"

Res. Ohms	Max. Mils.	Stock No.	List Price	Stock No.	List Price
5	6,320	0900A	$2.75	1356	$3.30
10	4,470	0900B	2.75	1357	3.30
25	2,828	0901	2.75	1358	3.30
50	2,000	0902	2.75	1359	3.30
75	1,635	0903	2.75		
100	1,414	0904	2.75	1360	3.30
150	1,153	0905	2.75		
250	894	0906	2.75	1360B	3.30
500	632	0907	2.75	1361	3.30
750	516	0908	2.75		
1,000	447	0909	2.75	1362	3.30
1,500	365	0910	2.75	1362B	3.30
2,000	316	0911	2.75		
2,500	283	0912	2.75	1363	3.30
3,000	258	0913	2.75		
5,000	200	0914	2.75	1364	3.30
7,500	163	0915	2.75		
10,000	141	0916	2.75	1365	3.30
15,000	115	0917	3.30	1366	3.85
20,000	100	0918	3.30	1367	3.85
25,000	80	0919	3.30	1368	3.85
30,000	81	0920	3.30	1369	3.85
40,000	61	0921	3.30	1370	3.85
50,000	49	0922	3.30	1371	3.85
60,000	41	0923	3.30		
75,000	33	0924	3.30	1372	3.85
100,000	25	0925	3.30	1373	3.85

For more complete information on OHMITE PRODUCTS, ask for Ohmite Catalog 18.

Copyright 1941 Ohmite Manufacturing Company, Chicago, Ill.

BE RIGHT WITH OHMITE ★ RHEOSTATS RESISTORS SWITCHES CHOKES

OHMITE DUMMY ANTENNA

To Check R.F. Power and Tune Up to Peak Efficiency

For the first time, a compact, high-wattage resistor suitable for high radio-frequency measurements. Non-inductive, non-capacitive, constant in resistance. Provides a simple, accurate, direct means of measuring R. F. power in all transmitter stages for the purpose of tuning up to maximum efficiency. Used to determine transmission line losses—to check line to antenna impedance match—to keep signal off the air while tuning up—to eliminate unnecessary interference—and generally useful as a non-inductive resistor in other R. F. Circuits.

Space-wound resistance element of unusual design, mounted in a glass bulb, evacuated and gas filled. Four-prong steatite standard tube base. Several units can be connected in various ways for higher wattages.

Model D-100. 100 Watt rating. In popular 73 ohm and 600 ohm resistance values. Also in 13, 18, 34, 64, 100, 146, 219, 300, 400, 500 ohm values. Diameter 3⅛". Height (from bottom of base) 4⅜".
List Price.....**$6.50**

Model D-250. 250 Watt rating. In 73 ohm and 600 ohm stock resistances. Diameter of bulb 2½". Height 9 1/16" (from bottom of base).
List Price.....**$13.00**

Non-Inductive Vitreous-Enameled Resistors also available. See Ohmite Catalog 18.

OHMITE LINK CONTROL

The new Ohmite Link Control provides, for the first time, convenient panel regulation of the transfer of R.F. energy through the link or low impedance line used in many modern high frequency radio transmitters. It eliminates cumbersome, space consuming, swinging coupling coils and allows more compact and simplified construction. The unit is built like the all-ceramic Ohmite rheostats. A special winding of copper wire is firmly held in place on a ceramic core by Ohmite Vitreous Enamel. Shaft and bushing are insulated permitting mounting on a metal panel. A silver-graphite contact insures low resistance and smooth action.
Model LC-2. Complete with knob. **List Price**.....**$5.50**

OHMITE PARASITIC SUPPRESSOR



Designed to prevent unwanted ultra-high-frequency parasitic oscillations which occur in the plate and grid leads of push-pull and parallel tube circuits. The parasitics are suppressed, without loss of driving power.

The P-300 is an non-inductive, vitreous-enameled resistor combined with a choke into one small integral unit. Only 1¾" long overall and ⅝" diameter.
Model P-300. List Price.....**$1.50**

OHMITE R.F. PLATE CHOKES

Built to Carry 1,000 M.A.

High frequency solenoid chokes designed to avoid fundamental or harmonic resonance in the amateur bands. Single-layer wound on low power factor steatite core—insulated and protected by moisture-proof coating. No portion can resonate independently of any other portion. Designed also to prohibit breakdown from high R. F. potentials. Ample space allowed at the ends to prevent flashover to ground. Non-magnetic mounting brackets furnished with the three larger sizes. Rated at 1,000 milliamperes. May be used in diathermy and therapeutic equipment as well as in radio transmitters.

Stock No.	Amateur Band, Meters	Micro-henries	Current Rating	D.C. Resistance Ohms	Lgth.	Tube Dia.	List Price
Z-0	2½	2.0	1,000 M.A.	0.19	1¾"	¼"	$0.25
Z-1	5	5.5	1,000 M.A.	0.85	1¾"	¼"	.25
Z-2	10 and 20	30	1,000 M.A.	2	3"	9/16"	.80
Z-3	20 and 40	90	1,000 M.A.	5	6"	9/16"	1.20
Z-4	20, 40, 80 and 160	200	1,000 M.A.	9	6½"	¾"	1.65

OHMITE POWER LINE CHOKES

Prevents high-frequency currents of radio transmitters, diathermy and therapeutic equipment from going out over the power lines and interfering with nearby radio receiving sets. Used as a filter in connection with two grounding condensers of 0.1 microfarad capacity each. The Z-20 Choke is also used at radio receivers to keep out interference. All chokes consist of two single-layer windings on a single ceramic core—insulated and protected by moisture-proof coating. Recommended for use in suppressing radio (not audio) frequency interference.

Stock No.	Micro-henries	Current Rating	Total D.C. Resistance Ohms	Lgth.	Tube Dia.	List Price
Z-20	14	5 Amperes	0.15	4"	9/16"	$1.65
Z-21	15	10 Amperes	0.07	6½"	¾"	2.75
Z-22	18	20 Amperes	0.045	8½"	1⅛"	4.00

OHMITE BAND SWITCH

For Rigs up to 1 K.W.



Instant, easy change from one frequency to another by front-of-panel knob control, with really low-loss efficiency. Band changing may be provided in all stages of the transmitter, and "ganged" for single control. Low-loss porcelain construction, vitreous-enameled.
Model BC-3. Complete with Knob and Mounting Bracket.
List Price.....**$3.30**

For more complete information on OHMITE PRODUCTS, ask for Ohmite Catalog 18.

Copyright 1941 Ohmite Manufacturing Company, Chicago, Ill.

DEPENDABLE MUTER PRODUCTS

MORE WATTS PER DOLLAR — ZIPOHM — MORE WATTS PER INCH

5 WATT ZIPOHM WIRE WOUND REPLACEMENT RESISTORS

Size 1½" x ½"

Zipohms are flat and fit into tight places easily. The 1½" tinned leads are long enough for unusual installations. Accuracy is 5% and each unit is impregnated with a protective high temperature electric cement.

Number	Ohms	Number	Ohms	Number	Ohms	Number	Ohms
910	100	922	800	934	3500	944	12,500
911	125	923	900	935	4000	950	15,000
912	150	924	1000	936	4500	951	16,000
913	200	925	1100	937	5000	952	17,500
914	250	926	1200	938	6000	953	18,000
915	300	927	1250	939	7000	954	20,000
916	350	928	1500	940	7500	955	22,500
917	400	929	1750	941	8000	956	25,000
918	500	930	2000	942	9000		
919	600	931	2250	943	10,000		
920	700	932	2500				
921	750	933	3000				

NOTE

Size of the above 8 units is ½"x2"

List Price of Above Units—25c

10 WATT ZIPOHM WIRE WOUND REPLACEMENT RESISTORS

Size 1½" x ¾"

Number	Ohms	Number	Ohms	Number	Ohms	Number	Ohms
1005	5	1033	200	1044	1000	1056	4500
1010	10	1034	250	1046	1200	1057	5000
1020	20	1035	300	1048	1500	1058	6000
1025	50	1036	350	1050	2000	1060	7500
1027	75	1037	400	1052	2500	1063	10,000
1030	100	1038	500	1053	3000	1064	12,000
1031	125	1039	600	1054	3500	1067	15,000
1032	150	1041	750	1055	4000	1071	20,000
						1073	25,000

List Price of Above Units—40c

ZIPOHM SPECIAL RESISTOR KIT FOR SERVICEMEN

$15.45 Value for $11.75

57 Zipohms in 27 different varieties

5 Watt	Ohms	5 Watt	Ohms	5 Watt	Ohms	10 Watt	Ohms
2	100	4	750	4	5,000		
1	150	5	1,000	1	6,000	2	10,000
2	200	1	1,250	1	7,500		
1	250	3	1,500	2	10,000	2	15,000
2	300	4	2,000	1	15,000		
1	400	4	2,500	1	20,000	2	20,000
4	500	2	3,500				
1	600	1	4,000	1	25,000	2	25,000

The large clearly marked aluminum tags make it possible to quickly select the desired resistor value. Kit assortment is supplied in the compact, convenient box shown above. Size of box, 8¼ x 3¾ x 2½, weight, 1 lb.

The above units contained in the Zipohm Kit have been very carefully selected from frequency charts and will cover 80% of average replacement requirements for wire wound resistors. Other wire wound resistor values not contained in the Kit are listed above.

Stock No. 1075—Zipohm Resistor Kit **$11.75**

ORIGINAL EQUIPMENT CANDOHM REPLACEMENT RESISTORS

U. S. PATENT NO. 1,789,150

Candohm patented wire-wound resistors and Voltage Dividers are found in practically all radio sets today. Make replacements with genuine Muter units exactly the same as supplied manufacturers originally. LOOK FOR THE SET MANUFACTURERS' PART NUMBER STAMPED IN THE METAL CANDOHM CASE, which makes it easy to order. We can supply any Candohm, give name of set and manufacturer's part number. Do not order by model. If unable to locate part number, send actual unit to be replaced.

Copyright 1937 by U. C. P., Inc.

DEPENDABLE MUTER PRODUCTS

MUTER PUSH BUTTON SWITCHES

NON-LOCKING TYPE WITH BAKELITE BUTTON

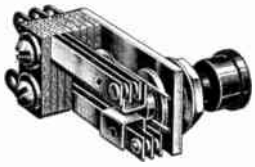

Size 1 7/8" x 3/4" x 1 5/16"
Bakelite buttons are removable without loosening set screw.

Stock No.	Description	List
4500	Single Pole Make Contact	$ .90
4501	Single Pole Break Contact	.90
4502	Single Pole Double Throw	1.00
4503	2 Pole—Make 2 Contacts	1.20
4504	2 Pole—Break 2 Contacts	1.20
4505	2 Pole—Double Throw	1.50
4506	2 Pole—Make 2—Break 1	1.30
4507	Double Throw—Make Before Break	1.65

NOTE.—To remove the bakelite button, merely rotate through one-half a turn and at the same time pull. To re-assemble, push in and at the same time rotate 180°. The button remains locked in postiion, held by a new unique spring design.

NON-LOCKING TYPE WITH METAL BUTTON

Size 1 7/8" x 3/4" x 1 1/8"
Switches have built-in lifters, eliminating trouble from loose parts.

Stock No.	Description	List
4520	Single Pole Make Contact	$ .90
4521	Single Pole Break Contact	.90
4522	Single Pole Double Throw	1.00
4523	2 Pole—Make 2 Contacts	1.20
4524	2 Pole—Break 2 Contacts	1.20
4525	2 Pole—Double Throw	1.50
4526	2 Pole—Make 2—Break 1	1.30
4527	Double Throw—Make Before Break	1.65

NOTE.—This series of Muter Push Button Switches are equipped with permanent lifters which are positive acting and cannot be removed. All metal parts are plated.

SINGLE POLE PUSH BUTTON SWITCH

Size 1 1/8" x 7/8" x 1 1/4"
Compact switch which can be used when back of panel space is very limited.

Stock No.	Description	List
4540	Single Pole Make Contact Non-Locking Type	70c

SPECIAL FEATURES.—A rugged compact switch using less space back of panel. Equipped with phosphor bronze springs, easily accessible solder lugs and metal push button insulated from contacts.

Midget Knife Throw Switches

Single Pole Single Throw
Base 1 1/4" long, 1/2" wide.
Jobbers' standard quantity 50.
Weight per 100 is 2 lbs.
Stock No. 1900 ..... List Price $0.20

Single Pole Double Throw
Base 1 1/4" long, 1/2" wide.
Jobbers' standard quantity 50.
Weight per 100 is 2 1/2 lbs.
Stock No. 1925 ..... List Price $0.30

Double Pole Double Throw
Base 1 1/4" long, 1" wide.
Jobbers' standard quantity 25.
Weight per 100 is 5 lbs.
Stock No. 1950 ..... List Price $0.50

Candohmeter Resistance Indicators

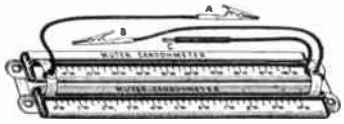

Description—An accurate uniform wire-wound resistor insulated from and enclosed in metal housing with exposed slot permitting contact with resistor. Furnished with insulated handle test prods. Has two scales, the upper one to determine approximate value, the lower to permit more accurate reading within that range. Serves to determine proper resistance to replace a defective resistor; useful as a voltmeter multiplier to secure high voltage readings with low-range voltmeter; also serves as calibrated resistor for use in experimental work. Packed in individual boxes 1 3/4"x1"x7 1/2" with complete instructions for use. Approximate weight 7 oz. Jobbers' standard quantity 10.

Stock No.	Range in Ohms	List Price
1700	0 to 10,000 and 0 to 100,000	$2.00
1701	0 to 100 and 0 to 1,000	1.75

Copyright 1937 by U. C. P., Inc.

DEPENDABLE MUTER PRODUCTS

MUTER TUBULAR PAPER CONDENSERS

Muter By-Pass Condensers are non-inductively wound to full capacity and to withstand the full rated voltage plus a liberal safety factor. These condensers are encased in double, impregnated, moisture-proof, cardboard containers with self supporting 2" tinned wire leads. Muter Condensers are vacuum impregnated and are unaffected by humidity. The unique construction insures no leakage. Muter By-Pass Condensers are most efficient, are thoroughly tested and made of the highest quality raw materials obtainable. Jobbers standard quantity 10.



200 WORKING VOLT CONDENSERS

Number	Mfd.	List
2016	.05	$.15
2018	.1	.20
2019	.25	.25
2020	.5	.35
2021	1.	.50

400 WORKING VOLT CONDENSERS

Number	Mfd.	List
2030	.001	$.15
2031	.002	.15
2032	.003	.15
2034	.004	.15
2035	.005	.15
2036	.006	.15
2037	.01	.15
2038	.02	.15
2041	.05	.15
2043	.1	.20
2044	.25	.25
2045	.5	.50

600 WORKING VOLT CONDENSERS

Number	Mfd.	List
2055	.001	$.15
2056	.002	.15
2057	.003	.15
2058	.004	.15
2059	.005	.15
2060	.006	.15
2061	.008	.15
2062	.01	.15
2063	.02	.15

600 WORKING VOLT CONDENSERS —Concluded

Number	Mfd.	List
2064	.03	$.20
2065	.04	.20
2066	.05	.20
2067	.06	.20
2068	.1	.25
2069	.25	.35
2070	.5	.50

MUTER ELECTRIC RAZOR INTERFERENCE FILTER

Size 1⅜" x 2½"

Muter Interference Filter is especially designed to eliminate radio interference from electric razors and small electrical appliances. Easily installed, by simply plugging the razor into the Filter and the Filter into the wall outlet. This device is ideal for reducing interference caused by vacuum cleaners, fans, electric mixers, etc. For use as a line noise filter, plug radio set into this unit and plug this unit into outlet. Weight 1½ oz. Jobbers standard quantity 24.

	List
Stock No. 2755—Small Appliance Interference Filter	50c

1 WATT TUBEOHM WIRE WOUND REPLACEMENT RESISTORS

Size ⅜" x 1½"

Tubeohm values are clearly and permanently marked

Rating 1 Watt

Tubeohms are a new development in a 1 watt wire wound resistor. The winding is encased in an impregnated tube which effectively seals the resistance against moisture. Equipped with adjustable leads, Tubeohms are easier to handle, take less room and are low in price. Jobbers standard quantity 10.

Number	Ohms	Number	Ohms	Number	Ohms	Number	Ohms
800	100	807	400	814	1000	821	2250
801	125	808	500	815	1100	822	2500
802	150	809	600	816	1200	823	3000
803	200	810	700	817	1250	824	3500
804	250	811	750	818	1500	825	4000
805	300	812	800	819	1750		
806	350	813	900	820	2000		

List Price of Above Units—15c

MUTER TRANSMITTING AND SENSITIVE RELAYS

Size 3¼" Long x ¾" Wide

Muter Relays are entirely new in design, dependable in performance and built to withstand hard usage. The 110 volt A.C. Double Pole Double Throw and Single Pole Single Throw Relays provide a means of rapidly switching from receiving to transmitting. Large pure silver contacts are used throughout. Muter sensitive Relays are ideal for amplifier circuits and photo electric cell equipment.

Stock No.	Description	List
4550	Double Pole Double Throw 110 Volt AC	$6.00
4551	Single Pole Single Throw 110 Volt AC	5.00
4552	1000 ohm Coil Half Wave Rectified DC	5.00
4553	2500 ohm Coil Half Wave Rectified DC	5.00
4554	5000 ohm Coil 110 Volt AC 2.5 Amp. Contacts	5.00
4555	10000 ohm Coil 110 Volt DC 1.5 Amp. Contacts	5.00

Copyright 1937 by U. C. P., Inc.

DEPENDABLE MUTER PRODUCTS

MUTER RESISTANCE BRIDGE AND DECADE BOXES

Size 9¾" x 8¼" x 5⅜"
Shipping Weight 8 lbs.

FOR SERVICEMEN, LABORATORIES AND PRODUCTION TESTING

Muter Certified Resistance Bridge is contained in a solid walnut case with nickeled brass hardware and complete with internal battery. Ratio arm resistors are accurate to ¼ of 1% and rheostat resistors are within ½ of 1%, providing overall accuracy of 1% in intermediate steps and 5% at the extremes.



Size 9" x 4⅜" x 3½"
Shipping Weight 2 lbs. 10 oz.

Muter Decade Resistance Boxes are accurate within ½ of 1% and are for use with D. C. or audio frequency A. C. Each section will dissipate ½ watt.

Stock No.	Description	List Price
1200	.01 ohm to 11 Megohm Resistance Bridge	**$55.00**
1275	111 ohm Decade Box in steps of .1 ohms	**19.50**
1276	1,100 ohm Decade Box in steps of 1 ohms	**19.50**
1277	11,100 ohm Decade Box in steps of 10 ohms	**22.50**
1278	111,000 ohm Decade Box in steps of 100 ohms	**28.00**

MUTER SPIRASHIELD

Description — The perfect shield for either Radio or Audio frequencies. May be cut to any desired length and regular hookup wire inserted. Quick and easy to handle, makes an extremely neat job at a low cost. Thoroughly tinned for soldering quickly at any point. Supplied in three standard sizes ⅛", 3/16" and ¼" inside diameter in six foot lengths. Approximate weight per six foot length 3½ oz. Jobbers standard quantity 12.

Stock Number	Inside Diameter	List Price Six Foot Lengths
444	¼" ID.	**$1.20 ea.**
446	3/16" ID	**.90 ea.**
448	⅛" ID	**.60 ea.**

INSULATED TIE TERMINAL

Description—A single terminal entirely insulated from the mounting lug and tested at 1000 volts A.C. Very convenient for tying three or four leads together. Size ½" x ¾". Weight per 100 is 8 oz.

Stock No. 601—Tie Terminal, per 100 $5.00

MANUFACTURERS TYPE SOLDERING LUG

Actual Size

Easy Soldering

Description—A most convenient soldering lug used extensively by manufacturers and excellently adapted for service work. Weight per 100-1 oz., 500-8oz., 1000-14 oz.

Stock No. 475 —(Per package of 100) ..... **.25c**
Stock No. 475A—(Per package of 500) **$1.00**
Stock No. 475B —(Per package of 1000) **1.75**

CENTER TAP RESISTORS



Size 1½" x ½"
Dissipates 2 watts.

Muter wire wound center tap resistors are particularly adaptable for use in filament, vibrator and hum balancing circuits. For convenience these units are supplied with 1½ inch adjustable leads as illustrated. Jobbers standard quantity 10.

Stock No.	Ohms	List
990	10	**$.20**
992	20	**.20**
994	40	**.20**
996	60	**.20**
998	80	**.20**
999	100	**.20**

Copyright 1937 by U. C. P., Inc.

DEPENDABLE MUTER PRODUCTS

BALLAST RESISTOR QUICK REFERENCE CHART

THE BALLAST RESISTOR CHART below shows the manufacturers' number first and is conveniently subdivided for easy reference. You can instantly locate the Ballast Resistor desired and order by the Muter catalog stock number. The Cross-Reference Guide on the opposite side is numerically arranged according to Muter catalog stock numbers following which are the various manufacturers' numbers each catalog number will replace. This is most valuable in keeping stock down to a minimum and yet giving maximum service. All Ballast Resistors are individually boxed and clearly stamped with numbers.

LIST PRICE OF TYPE ILLUSTRATED **80c**

Mfrs. Number	Catalog Number
NUMBERS	
6.125	5587
6.126	5588
6.129	5553
6.135	5653
18	5501
32	5586
69.2033	5550
69.2037	5548
100-37	5502
100-38	5503
115.41	5623
115.42	5658
115.46	5643
610-10	5526
3271	5504
5568	5568
5569	5569
5573	5573
5585	5585
8593	5563
8598	5555
8600	5582
8601	5583
8664	5621
16032	5648
16036	5622
26871	5505
0 to 99 PREFIX	
2LR212	5543
2VR215	5555
2UR224	5550
3CR241	5567
3ER248	5553
3MZ419	5500
5B	5512
6B	5577
40A2	5510
40B2	5590
42A2	5592
42B2	5593
42HA	5506
49A2	5595

Mfrs. Number	Catalog Number
0 to 99 PREFIX (Cont'd)	
49B2	5596
50A2	5577
50A2MG	5507
50B2	5512
50B2MG	5508
50X3T	5513
55A2	5598
55B2	5584
55H	5613
55LB	5555
60R30	5600
60R30G	5600
95K2	5530
100 to 199 PREFIX	
135K1	5533
140KB	5590
140KC	5510
140L4	5601
140L8	5602
140L44	5603
140R4	5590
140R8	5510
140R44	5605
160R4	5578
165KB	5512
165KC	5577
165L4	5606
165L8	5607
165L44	5608
165LB	5606
165LC	5607
165R4	5512
165R8	5577
165R44	5610
185KB	5612
185KC	5513
185L8	5615
185LB	5614
185LC	5615
185L4	5614

Mfrs. Number	Catalog Number
110 to 199 PREFIX (Cont'd)	
185L44	5616
185R4	5612
185R8	5513
185R44	5617
200 and up PREFIX	
200R	5570
245A	5571
245KB	5618
245KC	5619
250A	5571
250KB	5618
250KC	5619
250R	5571
250R4	5618
250R8	5619
300R4	5620
320R4	5572
A PREFIX	
A16037	5650
A16040	5534
BK PREFIX	
BK23B	5514
BK32D	5658
BK36B	5515
BK42C	5516
BK42D	5517
BK49B	5623
BK49D	5518
BK52H	5586
BK55B	5519
BK55D	5652
BK62B	5647

Mfrs. Number	Catalog Number
BL and BM PREFIX	
BM36C	5520
BM42C	5521
BM49B	5522
BM49C	5523
BM55B	5524
BM80B	5525
K PREFIX	
K17BJ	5576
K17E	5650
K23AJ	5653
K24C	5527
K36B	5624
K36C	5625
K36D	5626
K36E	5627
K36E1	5628
K38B2	5528
K40B	5629
K40X	5590
K40Y	5510
K42B	5629
K42C	5530
K42D	5630
K42E	5531
K42E1	5632
K43B	5532
K49AJ	5581
K49B	5533
K49C	5534
K49D	5633
K49E	5634
K49E1	5635
K49X	5512
K49Y	5577
K52H	5613
K55B	5535
K55C	5536
K55CP	5529
K55CPR	5529
K55D	5644
K55E	5645
K55E1	5646
K55H	5613

Mfrs. Number	Catalog Number
K PREFIX (Cont'd)	
K60C	5648
K67B	5537
K74B	5579
K74C	5538
K78B	5539
K80B	5539
K80F	5636
K80H	5637
K87B	5540
K90B	5574
K90F	5638
K92A	5541
K92B	5542
K95B	5542
KX PREFIX	
KX23B	5600
KX42B	5590
KX42C	5510
KX42D	5605
KX49B	5512
KX49C	5577
KX49D	5610
KX55B	5612
KX55C	5513
KX55D	5617
KX74A	5571
KX74B	5618
KX74C	5619
KY PREFIX	
KY42B	5592
KY42C	5593
KY42D	5543
KY49B	5595
KY49C	5596
KY55B	5598
KY55C	5584

Mfrs. Number	Catalog Number
KZ PREFIX	
KZ49B	5508
KZ49C	5507
L PREFIX	
L36B	5604
L36C	5609
L36D	5589
L36DJ	5588
L40C	5544
L40S2	5546
L42B	5547
L42C	5548
L42CJ	5503
L42CS4	5575
L42D	5549
L42DJ	5587
L42E	5591
L49B	5550
L49BJ	5551
L49C	5552
L49CJ	5502
L49D	5567
L49DJ	5553
L49E	5594
L49E1	5554
L55B	5555
L55C	5556
L55CP	5611
L55CPR	5611
L55D	5597
L55E	5639
L55E1	5621
L55S1	5557
L55S2	5558
L66B	5580
L80B	5561
L495.5E	5594
L55.5C	5556

Mfrs Number	Catalog Number
LX PREFIX	
LX42B	5601
LX42C	5602
LX42D	5603
LX49B	5606
LX49C	5607
LX49D	5608
LX55B	5614
LX55C	5615
LX55D	5616
M PREFIX	
M36H	5651
M42B	5562
M42H	5640
M42HG	5640
M49B	5563
M49C	5622
M49H	5656
M49HG	5656
M52H	5641
M55B	5657
M55E	5642
M55E1	5583
M55H	5655
M55HG	5655
M61B	5649
M80H	5654
M80HG	5654
P to Z PREFIX	
P27877	5554
W42520	5564
W43506	5565
W44338	5566

See Reverse Side for Ballast Resistor Cross Reference Guide and Special Muter Ballast Resistor Replacement Kits

Copyright 1937 by U. C. P., Inc.

DEPENDABLE MUTER PRODUCTS

BALLAST RESISTOR CROSS-REFERENCE GUIDE

THE CROSS-REFERENCE GUIDE below is arranged numerically according to Muter catalog stock numbers by which all Ballast Resistors should be ordered. It simplifies ordering and shows the various manufacturers' number each Muter catalog number will replace. This catalog contains most all of the Ballast Resistors commonly used. If unable to locate in our catalog the Ballast Resistor needing replacement, return the burnt out unit to us giving, if possible, name and model of set, type and number of radio tubes, number of pilot lights and color of bead filament.

Catalog Number	Mfrs. Number
5500	3MZ-419
5501	18
5502	100-37
	L49CJ
5503	100-38
	L42CJ
5504	3271
5505	26871
5506	42HA
5507	50A2MG
	KZ49C
5508	50B2MG
	KZ49B
5510	40A2
	KX42C
	140R8
	K40Y
	140KC
5512	165R4
	50B2
	KX49B
	K49X
	5B
	165KB
5513	185KC
	50X3T
	185R8
	KX55C
5514	BK23B
5515	BK36B
5516	BK42C
5517	BK42D
5518	BK49D
5519	BK55B
5520	BM36C
5521	BM42C
5522	BM49B
5523	BM49C
5524	BM55B
5525	BM80B
5526	610-10
5527	K24C
5528	K38B2
5529	K55CP
	K55CPR
5530	95K2
	K42C
5531	K42E
5532	K43B
5533	135K1
	K49B
5534	A16040
	K49C
5535	K55B
5536	K55C
5537	K67B
5538	K74C
5539	K80B
	K78B
5540	K87B
5541	K92A
5542	K95B
	K92B
5543	KY42D
	2LR212
5544	L40C
5546	L40S2
5547	L42B
5548	L42C
	69.2037
5549	L42D
5550	L49B
	2UR224
	69.2033
5551	L49BJ
5552	L49C
5553	L49DJ
	3ER248
	6.129
5554	L49E1
	P27287
5555	L55B
	2VR215
	8598
	55LB
5556	L555.5C
	L55C
5557	L55S1
5558	L55S2
5561	L80B
5562	M42B
5563	M49B
	8593
5564	W42520
5565	W43506
5566	W44338
5567	3CR241
	L49D
5568	5568
5569	5569
5570	200R
5571	250R
	245A
	250A
	KX74A
5572	320R4
5573	5573
5574	K90B
5575	L42CS4
5576	K17BJ
5577	KX49C
	50A2
	165R8
	K49Y
	165KC
	6B
5578	160R4
5579	K74B
5580	L66B
5581	K49AJ
5582	8600
5583	8601
	M55E1
5584	55B2
	KY55C
5585	5585
5586	32
	BK52H
5587	6.125
	L42DJ
5588	6.126
	L36DJ
5589	L36D
5590	40B2
	140KB
	140R4
	K40X
	KX42B
5591	L42E
5592	KY42B
	42A2
5593	42B2
	KY42C
5594	L49E
	L495.5E
5595	49A2
	KY49B
5596	49B2
	KY49C
5597	L55D
5598	55A2
	KY55B
5600	60R30
	60R30G
	KX23B
5601	140L4
	LX42B
5602	140L8
	LX42C
5603	140L44
	LX42D
5604	L36B
5605	140R44
	KX42D
5606	165L4
	165LB
	LX49B
5607	165L8
	165LC
	LX49C
5608	165L44
	LX49D
5609	L36C
5610	165R44
	KX49D
5611	L55CP
	L55CPR
5612	185KB
	185R4
	KX55B
5613	55H
	K52H
	K55H
5614	185L4
	185LB
	LX55B
5615	185L8
	185LC
	LX55C
5616	185L44
	LX55D
5617	185R44
	KX55D
5618	245KB
	250KB
	250R4
	KX74B
5619	245KC
	250KC
	250R8
	KX74C
5620	300R4
5621	L55E1
	8664
5622	M49C
	16036
5623	BK49B
	115.41
5624	K36B
5625	K36C
5626	K36D
5627	K36E
5628	K36E1
5629	K40B
	K42B
5630	K42D
5632	K42E1
5633	K49D
5634	K49E
5635	K49E1
5636	K80F
5637	K80H
5638	K90F
5639	L55E
5640	M42H
	M42HG
5641	M52H
5642	M55E
5643	115.46
5644	K55D
5645	K55E
5646	K55E1
5647	BK62B
5648	16032
	K60C
5649	M61B
5650	K17E
	A16037
5651	M36H
5652	BK55D
5653	K23AJ
	6.135
5654	M80HG
	M80H
5655	M55H
	M55HG
5656	M49H
	M49HG
5657	M55B
5658	BK32D
	115.42

MUTER BALLAST RESISTOR REPLACEMENT KIT

MUTER BALLAST RESISTOR REPLACEMENT KIT contains ballast resistors which occur with the greatest frequency in nationally distributed sets. While the assortment will be found correct for most localities, obviously set distribution varies in certain territories. This can be adjusted by ordering additional ballast resistors from the replacement guide to compensate or making up a special order according to the territorial requirements. Weight 1 lb. 4 oz.

CONTAINS 16 TUBES IN 12 VARIETIES

1—No. 5512	2—No. 5536	1—No. 5548	1—No. 5555
1—No. 5518	1—No. 5543	3—No. 5550	1—No. 5519
2—No. 5534	1—No. 5547	1—No. 5552	1—No. 5567

Stock No. 5599—Above 16 Ballast Resistor Replacement Kit.....LIST $12.80

Copyright 1937 by U. C. P., Inc.

ATLAS WIRE WOUND-TUBULAR RESISTORS

ATLAS HEAVY DUTY ADJUSTABLE VOLTAGE DIVIDERS
S-I-X OUTSTANDING REASONS W-H-Y

YOU GET FAR MORE FOR YOUR MONEY WHEN YOU BUY ATLAS VARIABLE RESISTORS:

1—FULLY PACK WIRE-WOUND—NOT SPACE-WOUND.
2—HEAVIER WIRE AND MORE OF IT—FULL SAFE WATTAGE RATING.
3—HEAVY DUTY CHROME-OXIDE COATING—SAFELY DISSIPATING HIGH HEAT.
4—FROM ONE TO SIX BANDS SUPPLIED FREE WITH EVERY RESISTOR—EFFECTING A CONSIDERABLE SAVING.
5—ACCURATELY WOUND RESISTANCE VALUES—WELL WITHIN 5% TOLERANCE.
6—LARGE, OVERSIZE NON-HYGROSCOPIC TUBING—AFFORDING PLENTY OF AREA FOR HEAT DISSIPATION.

All Adjustable Resistors are Supplied with Mounting Brackets Attached

75 Watts—Size 5¾"x¾"
COATED ADJUSTABLE TYPE

IMPORTANT

Do not order values above maximum ohmages listed

10 to 200 WATTS

Type	Watts	Dimensions	Bands	Ohms	List
VA	10	2" x 1½"	1	100 to 10M	$0.45
VB	20	2½"x ⅝"	1	100 to 15M	.60
VC	25	3" x ⅝"	1	100 to 20M	.75
VD	30	4" x ⅝"	2	20 to 25M	.85
VE	35	4" x ⅝"	3	20 to 30M	1.00
VF	40	4½"x ¾"	3	20 to 40M	1.30
VG	50	5¼"x ¾"	4	30 to 50M	1.50

Type	Watts	Dimensions	Bands	Ohms	List
VH	75	5¾"x ¾"	6	50 to 25M	$1.80
VH	75	5¾"x ¾"	6	26M to 75M	1.95
VI	100	8" x 15/16"	6	50 to 25M	2.15
VI	100	8" x 15/16"	6	26M to 100M	2.30
VJ	150	9½"x1"	6	50 to 25M	2.60
VJ	150	9½"x1"	6	26M to 100M	3.00
VK	200	11" x1⅛"	6	100 to 25M	3.15
VK	200	11" x1⅛"	6	26M to 50M	3.25
VK	200	11" x1⅛"	6	51M to 100M	3.85

NOTE—Extra Bands—Add 10c each to cost

5 and 10-Watt Wire-Wound Resistors with PIGTAILS and LUGS

10 Resistors of each Ohmage in Standard Cartons

Moisture Proof—Triple Insulation
Tolerance within 2%—64 Standard Ohmages

Type SPT- 5 (5 watts)—Size 1¾"x⅝".
Type SPT-10 (10 watts)—Size 1¾"x⅜".

Ohms	List Price 5 Watts	List Price 10 Watts	Ohms	List Price 5 Watts	List Price 10 Watts
5	$0.30	$0.35	1350	$0.30	$0.35
10	.30	.35	1400	.30	.35
15	.30	.35	1500	.30	.35
20	.30	.35	1750	.30	.35
25	.30	.35	2000	.30	.35
30	.30	.35	2250	.30	.35
40	.30	.35	2500	.30	.35
50	.30	.35	2750	.30	.35
75	.30	.35	3000	.30	.35
100	.30	.35	3500	.30	.35
125	.30	.35	4000	.30	.35
150	.30	.35	4500	.30	.35
175	.30	.35	5000	.30	.35
200	.30	.35	6000	.30	.35
225	.30	.35	7000	.30	.35
250	.30	.35	7500	.30	.35
275	.30	.35	8000	.30	.35
300	.30	.35	8500	.30	.35
350	.30	.35	9000	.30	.35
400	.30	.35	10000	.30	.35
450	.30	.35	12500	.30	.35
500	.30	.35	14000	.30	.35
600	.30	.35	15000	.30	.35
700	.30	.35	17500	.30	.35
750	.30	.35	20000	.30	.35
800	.30	.35	22500	.30	.35
850	.30	.35	25000	.30	.35
900	.30	.35	30000	...	.40
1000	.30	.35	35000	...	.40
1100	.30	.35	40000	...	.40
1200	.30	.35	45000	...	.40
1250	.30	.35	50000	...	.40

10-20-25 WATTS WIRE-WOUND RESISTORS

Special Black Enamel—Fixed Resistors

Moisture Proof—Triple Insulation—Tolerance within 2%
64 Standard Ohmages—5 to 50000 Ohms

Type	Size	Watts	Ohms
SP-10	2" x½"	10	5 to 50000
SP-20	2" x 9/16"	20	5 to 50000
SP-25	2½"x 9/16"	25	5 to 50000

Ohms	List Price 10 Watts	List Price 20 Watts	List Price 25 Watts	Ohms	List Price 10 Watts	List Price 20 Watts	List Price 25 Watts
5	$0.35	$0.45	$0.50	1350	$0.35	$0.45	$0.50
10	.35	.45	.50	1400	.35	.45	.50
15	.35	.45	.50	1500	.35	.45	.50
20	.35	.45	.50	1750	.35	.45	.50
25	.35	.45	.50	2000	.35	.45	.50
30	.35	.45	.50	2250	.35	.45	.50
40	.35	.45	.50	2500	.35	.45	.50
50	.35	.45	.50	2750	.35	.45	.50
75	.35	.45	.50	3000	.35	.45	.50
100	.35	.45	.50	3500	.35	.45	.50
125	.35	.45	.50	4000	.35	.45	.50
150	.35	.45	.50	4500	.35	.45	.50
175	.35	.45	.50	5000	.35	.45	.50
200	.35	.45	.50	6000	.35	.45	.50
225	.35	.45	.50	7000	.35	.45	.50
250	.35	.45	.50	7500	.35	.45	.50
275	.35	.45	.50	8000	.35	.45	.50
300	.35	.45	.50	8500	.35	.45	.50
350	.35	.45	.50	9000	.35	.45	.50
400	.35	.45	.50	10000	.35	.45	.50
450	.35	.45	.50	12500	.35	.45	.50
500	.35	.45	.50	14000	.35	.45	.50
600	.35	.45	.50	15000	.35	.45	.50
700	.35	.45	.50	17500	.35	.45	.50
750	.35	.45	.50	20000	.35	.45	.50
800	.35	.45	.50	22500	.35	.45	.50
850	.35	.45	.50	25000	.35	.45	.50
900	.35	.45	.50	30000	.40	.50	.55
1000	.35	.45	.50	35000	.40	.50	.55
1100	.35	.45	.50	40000	.40	.50	.55
1200	.35	.45	.50	45000	.40	.50	.55
1250	.35	.45	.50	50000	.40	.50	.55

NOTE.—For any other ohmage than those listed above—add 5c to cost.
BE SURE TO SPECIFY TYPE WHEN ORDERING

Copyright by U. C. P., Inc.

ATLAS VOLTAGE DIVIDERS STANDARD REPLACEMENTS

The immediate choice of radio servicemen who know and appreciate honest quality.
Atlas Voltage Dividers are built to entirely eliminate a major source of trouble—open-circuit dividers.

FAST SERVICE
PROMPT DELIVERY



PACK WIRE-WOUND
CHROME-OXIDE COATED

QUALITY RESISTORS THAT HAVE NO SUBSTITUTE

Type	Total Resistance		Sections	List Price
AIRLINE				
Model 2955	23973	Ohms	150-11250-9473-3100	**$1.35**
ALL-AMERICAN MOHAWK	6200	"	900-300-1000-2000-2000	**1.30**
AMRAD				
Mode. 7 A.C.	4080	"	2175-1555-350	**1.15**
Model 70	8600	"	5000-3600	**1.10**
Model 82	2475	"	475-300-1000-700	**1.15**
APEX				
Model 7	4300	"	1100-3200	**1.30**
Model 7	3315	"	800-1800-225-290-200	**1.40**
Model 8	4450	"	500-1000-1200-600-600-550	**1.40**
Model 10	6825	"	2500-0-425-600-1800-1000-500	**1.35**
Model 27	23800	"	10700-8400-4700	**1.30**
Model 31	37600	"	10700-8400-3500-15000	**1.40**
Model 48	2970	"	70-2200-700	**1.05**
Gloritone 99A	24300	"	300-10000-11000-3000	**1.35**
Models 500-502	20950	"	10650-10000-300	**1.35**
Model 1009	17635	"	75-60-17500	**1.35**
ARGUS B195	5505	"	4000-0-460-700-0-65-280	**2.60**
BALKITE 180B	10800	"	6000-3000-1800	**1.35**
BOSCH				
Model Essex 4	21900	"	10000-11500-400	**1.50**
Model 48	4400	"	950-1450-2000	**1.10**
Model 49	4400	"	1950-800-1650	**1.25**
Model 54	20	"	20	**1.10**
Model 58	5130	"	950-180-1950-2050	**1.30**
Model 60	4790	"	1300-2380-160-950	**1.30**
Model 62	4250	"	1400-2600-250	**1.30**
Model 260R	7480	"	3700-2270-1510	**1.25**
Model 370E	27000	"	1000-12000-8000-6000	**1.35**
BRANDES				
Model B-10	8540	"	5600-0-10000-140-1800	**1.30**
Model B-16	2955	"	2500-45-410	**1.25**
BREMER-TULLY				
Model 640	16720	"	3000-560-6500-5000-1660	**1.40**
Model 820	13400	"	4900-5500-3000	**1.25**
BROWNING DRAKE				
Model 54	15300	"	850-4500-3450-3900-2600	**1.40**
BRUNSWICK				
Model DC	66	"	30-36	**3.35**
Model PR8-B17	9100	"	1900-200-2500-4000-500	**1.30**
Model 5KR7-3KR-2KR	3940	"	1600-0-1900-440	**1.30**
Model 3NC-8 5NC-8	1290	"	400-350-350-190	**1.35**
Model 3NW8	7780	"	2200-300-4000-1280	**1.30**
Model 3NW8	3040	"	1500-1000-250-130-160	**1.30**
Model P.14	10700	"	300-100-700-2600-7000	**1.20**
COLONIAL				
Model 28 A.C.	7200	"	1000-4000-2200	**1.25**
Model 28 A.C.	15500	"	8500-7000	**1.25**
Model 28 A.C.	125000	"	50000-50000-25000	**1.50**
Model 31 A.C.	111000	"	37000-370000-37000	**1.25**
Model 31 D.C.	60	"	Large, filament resistor	**2.50**
Model 32 D.C.	34.9	"	34.9	**2.50**
Model 33	420	"	210-210	**.55**
Model 33 A.C.	121000	"	60000-50000-11000	**1.50**
Model 36 D.C.	176	"	4-36-136	**1.70**

Type	Total Resistance		Sections	List Price
COL. KOLSTER				
Model 300	2640	Ohms	2000-140-500	**$1.25**
Model 500	2650	"	2100-120-430	**1.25**
Model 920	2060	"	1650-410	**1.10**
Model 931	9035	"	6000-2200-135-700	**1.35**
Model 940	2955	"	2500-45-410	**1.25**
Model 950	13110	"	9000-3200-140-70-700	**1.30**
Model 950	50000	"	30000-20000	**1.40**
Model 961C5	8050	"	7200-60-90-700	**1.30**
CROSLEY				
Fiver	32400	"	24000-8400	**.50**
Model 158	25000	"	10000-15000	**.50**
Model 76 D.C.	52.7	"	5-47.7	**1.62**
Model 704	5000	"	1525-3475	**.95**
Model 705	140	"	95-45	**.95**
D. C. RESISTOR	360	"	45-315	**.75**
DAY FAN	8100	"	1000-3700-2050-100-50-1200	**2.15**
DAY FAN JR.	6300	"	2000-3000-1300	**1.30**
EARL				
Models 31-32	4750	"	4000-0-750	**1.30**
Models 31-32	5000	"	5000	**1.25**
EDISON				
Model D.C.	31	"	24-3½-3½	**1.95**
Model D.C.	32	"	20-6-6	**1.95**
Model R1	1500	"	750-750	**.70**
Model R2	12500	"	12500	**1.30**
ERLA	18100	"	100-14600-3400	**1.30**
FADA				
Model 18 D.C.	250	"	10-200-40	**1.25**
Model 82 D.C.	25	"	15-10	**1.95**
FEDERAL E	2685	"	135-2000-200-350	**1.75**
FREED				
Model 95S	4750	"	4000-0-750	**1.30**
Model 95S	5000	"	5000	**1.25**
FREED EISEMAN				
Model NR60	6350	"	2000-350-0-4000	**1.40**
Model NR80	3750	"	2000-1750	**1.25**
Model NR80	4350	"	4000-0-350	**1.30**
Model NR85	2350	"	2000-350	**1.10**
Model NR85	4250	"	1900-2000-0-350	**1.35**
FRESHMAN				
Model G	10950	"	300-1250-4300-3000-2100	**1.30**
Model G60S	11300	"	1800-4500-3000-2000	**1.30**
Model H60S	9300	"	4000-3800-1500	**1.30**
Model N	18100	"	2200-6600-3300-4500-1500	**1.30**
GENERAL MOTORS				
Model	5187	"	800-59-1863-2000-465	**1.30**
Model 251	19300	"	4800-7600-6900	**1.10**
Model 81A	40000	"	15000-25000	**1.00**
GOLDEN LEUTZ	41000	"	9000-3500-4000-4500-11000-9000	**2.30**
GREBE				
Model A.C. 6	2500	"	2500	**.70**
Model A.C. 6	7090	"	6300-95-695	**1.30**
Model A.C. 6	9450	"	5900-2800-750	**1.30**
Model S.K. 4	2930	"	677-2200-62	**1.30**
GULBRANSON				
Model 8 A.C.	24005	"	3100-9475-11250-180	**1.40**
HALSON	360	"	330-30	**1.10**
	425	"	375-50	**1.10**
HOWARD 135 A.C.	29600	"	1600-12000-16000	**1.30**
KENNEDY				
Model 20B	4250	"	2000-1500-750	**1.25**
Model 32	5750	"	2800-400-1800-750	**1.30**

Copyright by U. C. P., Inc.

ATLAS VOLTAGE DIVIDERS
EXACT DUPLICATES

ATLAS WIRE-WOUND TUBULAR RESISTORS have been generally acclaimed throughout the world as standard resistors designed especially to meet all radio requirements. They are used widely in service and replacement work.

MOST COMPLETE LINE PACKED IN INDIVIDUAL BOX

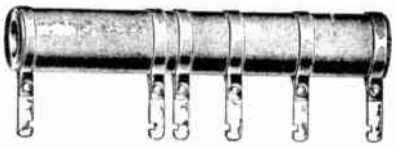

PACK WIRE-WOUND CHROME-OXIDE COATED

MADE TO EXACT SPECIFICATIONS

Type	Total Resistance		Sections	List Price
KOLSTER				
Model 6H	6440	Ohms	940-5000-500	$1.25
Model 6J	7120	"	3000-3000-220-900	1.30
Model 21K	1115	"	90-125-900	1.25
Model 22K	7120	"	3000-3000-220-60-840	1.30
Model 24K	7835	"	3400-3800-55-80-140-360	1.20
Model 38K	4430	"	3600-55-75-700	1.25
Model 42K	3580	"	840-140-2600	1.25
Model 43K	2980	"	1600-1000-380	1.30
Model 44K	2650	"	1450-650-200-350	1.35
Model 48K	5600	"	1500-2000-100-2000	1.30
Model 70K	8200	"	3000-3000-2000-200	1.30
Model 90K	16250	"	6000-7000-3000-250	1.30
Model 250K	8650	"	7800-60-90-700	1.10
LANG D.C.	233	"	30-27-27-27-27-15-80	1.40
MAJESTIC				
Model 20	12650	"	0-150-800-0-7500-4200	1.85
Model 25 D.C.	83	"	1½-20-60-0-1½	3.80
Model 30	10461	"	2350-3800-3460-0-101-750	1.85
Model 50	33620	"	140-250-0-23000-10000-230	1.85
Model 60	12700	"	6500-0-4300-600-0-500-800	1.85
Model 163	21400	"	4300-5700-4100-6000-500-800	1.85
Model 200	13790	"	7000-3500-3000-110-180	1.30
Model 250	82	"	15-15-2-0-20	3.80
Model 290	28610	"	230-0-6700-2400-18000-180-700-0-400	2.00
Model 300	25532	"	230-0-4900-72-20000-220-110	1.85
Model 360	29050	"	1500-9000-125-18000-200-225	1.85
Model 460	21778	"	10000-9000-364-1800-134-480	1.85
NORDEN HAUCK				
Model	755	"	775	.70
Model	6000	"	6000	.80
Model	14000	"	6500-6000-1500	1.40
Model 550	23000	"	8000-2500-3000-2500-7000	1.40
PEERLESS K70	19000	"	2500-8000-8500	1.40
PHILCO				
Model 20	5107	"	1400-187-75-0-2470-975	1.30
Models 30-76-77-77A	1050	"	250-800	.70
Model 70	3610	"	180-70-0-2300-1060	1.30
Model 86	4750	"	2100-1000-150-1500	1.30
Model 87	4582	"	3785-157-0-640	1.30
Model 511	20700	"	12500-5500-0-300-2400	1.40
R.C.A. RADIOLA				
Model 17	9100	"	1900-200-2500-4000-500	1.30
Model 18	3940	"	1600-0-1900-440	1.30
Model 28	2800	"	2000-300-500	1.30
Model 30A	6700	"	3000-2000-300-500-900	1.30
Models 31-33 D.C.	580	"	80-500	1.15
Model 41	25300	"	12300-8000-5000	1.30
Models 42-48	4865	"	3200-830-120-715	1.25
Models 44-46	2580	"	500-0-1460-540-0-80	1.30
Models 44-46	8400	"	2800-900-3600-1100	1.30
Models 46-47	2080	"	1460-540-0-80	1.30
Models 60-62	1290	"	400-350-350-190	1.35
Model 64	3040	"	1500-1000-250-130-160	1.30
Model 64	7780	"	1280-4000-300-2200	1.30
Model 64-67	4470	"	310-3850-310	1.00
Model 67	4030	"	2400-960-240-115-215-100	1.35
Model 67	8335	"	1435-3400-300-3200	1.30
SILVER MARSHAL				
Model 651	9720	"	3800-4200-730-990	1.30
SIMPLEX	1390	"	430-210-750	.80
SONORA				
A.36	21000	"	14000-7000	1.30
B-31	6950	"	750-1200-1500-3500	1.25

Type	Total Resistance		Sections	List Price
SPARTON D.C.		Ohms	54	$1.38
SPLITDORF				
Model	1500	"	750-750	.70
Model	13290	"	650-150-4500-5400-2500	1.40
Model 171	11650	"	2000-3500-4000-150-2000	1.35
SPLITDORF ABBEY				
Model	11500	"	2500-3000-3000-3000	1.30
Model	13500	"	2500-3000-3000-3000-2000	1.40
STEINITE				
Model 26	16000	"	8000-8000	1.00
Model 40	20200	"	1190-4270-11740-3000	1.50
Model 50-102	25877	"	8100-11750-5200-827	1.40
Model 70	22440	"	10000-10000-2440	1.40
Model 991	2500	"	1000-1000-250-0-250	1.25
STERLING				
Model 41	5350	"	4000-450-900	1.30
Model 41	29000	"	20000-9000	1.30
STEWART WARNER				
Model 950	3250	"	850-2400	.95
Model 950	3330	"	1110-2220	.50
Model 950	15500	"	10000-5500	1.25
STROMBERG CARLSON				
Models 10-11	4500	"	400-100-4000	1.40
Models 10-11	10000	"	4570-3250-2000	1.40
Model 12	11025	"	4000-4000-3025	1.40
Model 12	6570	"	5000-100-1210-260	1.40
Model 20	3285	"	1575-900-0-60-0-750	1.40
Model 25	4900	"	4000-100-800	1.35
Model 25	9300	"	1800-3000-4500	1.35
Model 403 A.A.	5500	"	3000-2500	1.30
Model 523	3770	"	3000-70-700	1.35
Model 523	5500	"	3000-2500	1.30
Model 635	9270	"	2500-3000-3000-770	1.30
Model 638 D.C.	10	"	10	1.40
Model 638 D.C.	12	"	12	1.40
Model 638 D.C.	30	"	30	1.40
Model 638 D.C.	200	"	200	1.40
Model 638	9000	"	2500-6000-500	1.15
Models 641-651	19300	"	7800-4500-3000-4000	1.40
Model 642	9750	"	1450-4000-3000-1300	1.30
Model 642	11000	"	7800-3200	1.15
Model 816	9200	"	3200-6000	1.30
Model 846	6380	"	330-1700-4350	1.35
TEMPLE				
Model 7-60	21600	"	8000-1600-8000-4000	1.40
Model 8-60	6850	"	900-5200-750	1.30
THORDARSON				
Model R171	13000	"	2000-3000-3000-3000-2000	1.40
VICTOR				
Models 9-18	3670	"	630-1500-1000-250-130-160	1.35
Model R925	3400	"	1400-2000	1.10
Models R32, 45, 52 & 75	4325	"	2000-1350-200-775	1.50
ZANEY GILL VITATONE				
Model 54	18450	"	2100-7500-7500-1350	1.30
ZENITH				
Model 10	24500	"	6000-7500-8500-2500	1.35
Model 10 Power Pack	22700	"	12000-5200-5500	1.40
Model 11	7200	"	3200-1200-1200-1600	1.35
Model 12	7500	"	1000-3500-1000-2000	1.40
Model 18	35300	"	13000-11000-9500-1800	1.55
Model 50	6000	"	850-2350-2800	1.30
Model 90	13000	"	3000-10000	.45
Model 91	6400	"	2800-3600	.60
Model 91	8000	"	3000-5000	.60

Copyright by U. C. P., Inc.

ATLAS RESISTORS FOR SPECIAL REQUIREMENTS

We recommend Atlas Pack-Wound Heavy-Duty Chrome-Oxide Coated Resistors for Ship Instruments, Meters, Laboratory Equipment, Transmitting and Radio Receivers or any requirement where dependable resistors are essential

Every Mechanical Advantage to produce the Highest Efficiency Possible is represented in these Specially Designed Types.



ACCURATE

2% TOLERANCE



NON-POROUS

A QUALITY PRODUCT

SINGLE OR TAPPED UNITS

Type	Watts	Dimensions	Ohms	List	Type	Watts	Dimensions	Ohms	List
AB	5	1" x 9/16"	5 to 25M	$0.30	HI	60	5" x1"	20 to 25M	1.15
BC	5	2" x 5/16"	5 to 25M	.35	HI	60	5" x1"	26M to 50M	1.20
CD	10	2" x 1/2"	5 to 25M	.40	IJ	75	6" x 15/16"	20 to 50M	1.35
CD	10	2" x 1/2"	26M to 50M	.45	IJ	75	6" x 15/16"	51M to 100M	1.45
DE	20	2" x 5/8"	5 to 25M	.55	JK	100	8" x 15/16"	20 to 50M	1.65
DE	20	2" x 5/8"	26M to 50M	.60	JK	100	8" x 15/16"	51M to 100M	1.80
EF	25	3" x 5/8"	5 to 25M	.70	KL	150	9½"x1"	20 to 50M	1.90
EF	25	3" x 5/8"	26M to 50M	.75	KL	150	9½"x1"	51M to 100M	2.15
FG	35	4" x 5/8"	10 to 25M	.90	LM	200	11" x1⅛"	20 to 100	2.20
FG	35	4" x 5/8"	26M to 50M	.95	LM	200	11" x1⅛"	150 to 25M	2.40
GH	50	4" x 15/16"	10 to 25M	1.00	LM	200	11" x1⅛"	26M to 100M	2.65
GH	50	4" x 15/16"	26M to 50M	1.10					

Edison Base Types are available only in 15/16" tube diameter. 50, 75, 100-Watt Ratings

NOTE: ADD 10c TO COST FOR EACH ADDITIONAL TAP
ADD 20c TO COST FOR HEAVY MOUNTING BRACKETS
ADD 30c TO COST FOR EDISON BASE TYPE

ATLAS HEAVY-DUTY CHROME-OXIDE COATED TRANSMITTING BLEEDER RESISTORS WITH CENTER TAP

Ruggedly built, accurately made and procurable in a practical non-inductive winding. Atlas high voltage bleeder resistors are designed to improve the performance of your transmitter by functioning quietly, and effectively.

4 or 8 Sections.

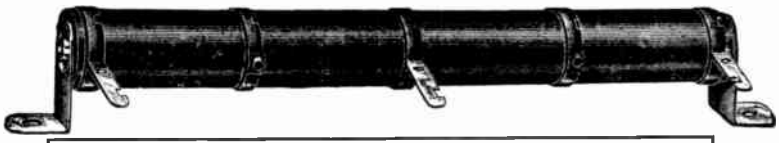

Used for Grid Leaks as well as for Bleeders by
AMATEUR SHORT-WAVE AND BROADCAST STATIONS
Specify whether you want Inductive or Non-Inductive Bleeders
EQUIPPED WITH HEAVY MOUNTING BRACKETS

A most important feature found only in Atlas heavy duty bleeder resistors is the non-inductive winding. Each side of the center tap has two to four oppositely wound sections of equal resistance. Therefore should only one section be used, that section will be purely non-inductive as well.

Type	Ohmage	Resistance	List
100 Watts—Size 8"x15/16"			
SF	5000	2500-0-2500	$1.95
SFA	10000	5000-0-5000	1.95
SFB	15000	7500-0-7500	1.95
SFC	20000	10000-0-10000	1.95
SFD	30000	15000-0-15000	1.95
SFE	40000	20000-0-20000	2.10
SFF	50000	25000-0-25000	2.10
SFG	100000	50000-0-50000	2.10
150 WATTS—Size 9½"x1"			
TG	5000	2500-0-2500	2.20
TGA	10000	5000-0-5000	2.20

Type	Ohmage	Resistance	List
150 WATTS—Size 9½"x1" (Continued)			
TGB	20000	10000-0-10000	$2.20
TGC	50000	25000-0-25000	2.45
TGD	100000	50000-0-50000	2.45
200 WATTS—Size 11"x1⅛"			
UH	5000	2500-0-2500	2.50
UHA	10000	5000-0-5000	2.50
UHB	15000	7500-0-7500	2.50
UHC	20000	10000-0-10000	2.50
UHD	30000	15000-0-15000	2.50
UHE	40000	20000-0-20000	2.70
UHF	50000	25000-0-25000	2.70
UHG	100000	50000-0-50000	2.70

Add 40c to Cost for Non-Inductive Bleeders

Copyright by U. C. P., Inc.

AUTOMATIC AMPERITE REGULATOR

BALLAST TUBE FOR AUTOMATIC REGULATION OF CURRENT AND VOLTAGE

110 Volts—A.C. Sets

AMPERITE IS A REAL REGULATOR—Its resistance automatically varies to compensate for supply voltage variations. It should not be confused with ordinary resistors.

For 110-V. A.C. Sets—The proper Amperite is determined by the line current. A set drawing 0.7A requires Amperite 7A5, 1.2A requires Amperite 12A5, etc. Depending upon the line voltage, the voltage drop across an Amperite of — A5 series will vary from 8 to 30 volts and will control line voltages of 100 to 140 volts.

The line current drain of most 110 Volt A.C. Sets — except those using 6L6 or '50 tubes—average approximately 0.1 amp. per tube. A 7-tube set will draw 0.7A—use Amperite 7A5, etc. 220 Volt A.C. sets have half the current drain of similar 110 A.C. sets. For proper Amperite see Chart at left.

HOW TO DETERMINE PROPER AMPERITE FOR A.C. SETS

Line Voltage	110 V	220 V
No. of Tubes in Set	Use Amperite No.	Use Amperite No.
4 or 5	5-A-5	2H-5
6 or 7	7-A-5	3H-5
8, 9 or 10	9-A-5	4H-5
11 or 12	11-A-5	5H-5

A. C. - D. C. SETS

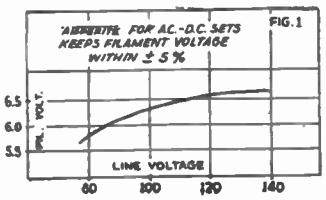

For A.C.-D.C. Sets

The Amperite Regulators are designed to pass only 0.3A through tube filaments. Filament voltages will be kept within ± 5% with line voltage variations of 85 to 140 volts. Due to the fact that Amperite is a real regulator, 2 types of Amperite with four prongs and 2 with octal bases will replace 150—90% of all—so-called ballasts or resistors used in AC.-D.C. sets. No extra resistor required.

Pilot Lights—None, one or two of either 0.150A or 0.250A can be used with same Amperite. Should a pilot light burn out, the set will continue to operate properly without any damage to the Amperite, tubes or other parts. The patented starting resistor in the Amperite preventf overloading and premature burning-out of tubes and pilot lights. In some sets the ballast socket is purposely wired in such a way that the Pilot Light Resistors of standard ballasts would be burned out is inserted. In such sets special Amperites are required, as shown in table. Avoid burnouts—use proper Amperite.

BASE WIRING OF AMPERITES FOR A.C.-D.C. SETS

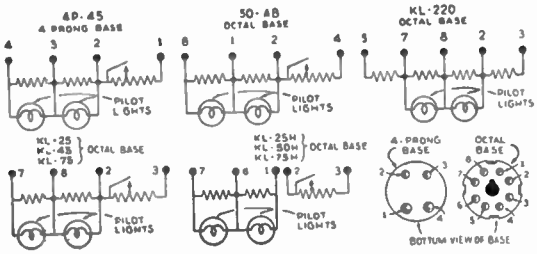

AMPERITES FOR 2-VOLT BATTERY SETS

Two-volt tube filaments are delicate and easily overloaded. Keeping the tube filaments at their proper voltage with a real regulator like Amperite invariably results in considerably more battery and tube life. The same Amperite can be used for dry cell, air cell, or 2 volt storage battery operation. The proper Amperite is determined by the total filament-current drain of the set. e.g.—for 0.5A use Amperite 5E1, etc.

REPLACEMENT REGULATORS—A.C.-D.C. SETS. List $1.00

Amperite No.	Amperite Numbers Shown Replace All A.C.-D.C. Ballasts: Starting With Letter	With Numbers From	Ending In
KL.25 ‡	K, L, M or BK	10 to 36	A, B, C, or D
KL.45	BL or BM	36 " 67	"
KL.75		67 " 105	"
KL.25H	K, L, M, or BK	11 to 26	F, G, or H
KL.50H	"	36 " 67	"
KL.75H	"	67 " 105	"
KL.50S1	K or L	40 to 100	S1
KL.50S2	"	"	S2
KL.50S3	"	"	S3
KL.50E	"	36 " 67	E

‡ Except K18B, use Amperite K18B—4 Prong Base.

For	*	Use Amperite	For	*	Use Amperite	For	*	Use Amperite	For	*	Use Amperite
.0C2	a	R300	3MZ-419	a	3MZ-419	9	a	4P45	33AG	a	KL-25
.03G	a	.03G	3MZ419A	a	3MZ419A	9-1	b	1Z1	33-310		
.038	r	11-20				9A5	c	9A5	3,6D5	a	3,6D5
.042	b	5E1	4	a	4	9-10	r	9-10	36A	a	KL-25
			4-1	b	1G1	9-20	r	9-20			
1-1	r	1-1	4A5	c	4A5	9-150	c	9-150	40	a	3-40
1A1	b	5E1	4-10	r	4-10	9-220	c	9-220	40W	a	3-40
1A2	b	30	4-20	r	4-20	9V10	c	8A5	40A2	a	4P45
1A5	c	1A5	4-150	c	4-150				40B2	a	4P45
1B1	b	3H1				10-1	b	10-1	40X300	a	4P45
1B2	b	31	4-220	c	4-220	10A5	c	10A5			
1C1	b	7H1	4H-1	b	4H-1	10AB	b	5H-1	42A	a	3-40
1C2	b	52	4H-5	c	4H-5	10-10	r	10-10	42A1	a	50AB
1D1	b	2H-1	4H-10	r	4H-10	10V10	c	10V10	42A2	a	50AB
1D2	b	1D2	4H-20	r	4H-20	10-20	r	10-20	42B2	a	50AB
1E1	b	5E1	4H-150	c	4H-150	10-23A	a	KL-25	42HA	a	
1E2	b	1E2	4H-220	c	4H-220	10-25	r	10-25			
1F1	b	7-1	4SR311	a	4SR311				45W	a	4P45
1G1	b	4-1	4-TU-9	a	KL-45	10-150	c	10-150			
1H-1	b	1H-1				10-220	c	10-220	46A1	a	46A1
1H-5	c	1H-5	5	a	5	10-610	a	10-610	46B1	a	46B1
1J1	b	6-1	5B	a	3-40	10-500			49A	a	4P45
1K1	b	5H-1	5-1	b	5E1	10-800			49A1	a	50AB
1L1	b	1L1	5A5	c	5A5				49A2	a	50AB
1N1	b	1N1	5-10	r	5-10	11A5	c	11A5	49B2	a	50AB
1P1	b	1P1	5-16	c	5-16	11-10	r	11—10	50MG	a	KL50S1
1Q1	b	1Q1	5-20	r	5-20	11-20	r	11-20			
1R1	b	1R1	5-150	c	5-150	11-150	c	11-150	50W	a	4P45
1S1	b	1S1	5-220	c	5-220	11-220	c	11-220	50A2	a	4P45
1T1	b	1T1	5E1	b	5E1				50A2MG	a	KL50S2
1U1	b	1U1	5H-1	b	5H-1	12A5	c	12A5	50B2	a	4P45
1V1	b	5H-1	5H-3	s	5H-3	12-10	r	12-10	50B2MG	a	KL50S1
1W1	b	1W1	5H-5	c	5H-5	12-20	r	12-20	50X3	a	4P45
1Y1	b		5H-10	r	5H-10	12-150	c	12-150	50X3T	a	4P45
1Z1	b	9-1	5H-20	r	5H-20	12-220	c	12-220	50X300	a	4P45
			5H-150	c	5H-150						
			5H-220	c	5H-220	13A5	c	13A5	52	b	1C2
2	a	2				13-10	r	13-10			
2-1	b	2-1	6	r	1F1	13-20	r	13-20	55A	a	KL45
2A5	c	2A5	6-1	r	1J1				55H	a	KL50H
2-10	r	2-10	6A5	c	6A5	14A5	c	14A5	55LB	a	L55B
2-20	r	2-20	6-10	r	6-10	14-10	r	14-10	55KB	a	KL-45
2CR-241	a	KL-45	6-20	c	6-20	14-20	r	14-20			
2LR-212	a	50AB	6-150	c	6-150				60-92A	a	KL-75
2M2	s	2M2	6-220	c	6-220	15A5	c	15A5	60R30	a	60R30G
2UR-215	a	KL-45	6AA	b	5E1	15-10	r	15-10	60R30G	a	60R30G
2UR-224	a	KL-45	6B	a	4P45	15-20	r	15-20	64.23		
2H-1	b	1D1	6.125	a	KL-45J				67A	a	KL45
2H-2E	b	2H-2E	6.126	a	KL-45J	16A5	c	16A5			
2H-5	c	2H-5							69-2027	a	3-40
2H-10	r	2H-10	6-128	a	KL-45J	17-2	s	17-2	69-2028	h	3-220
2H-20	r	2H-20	6-129	a	KL-45J	17A5	c	17A5	69-2033	a	KL-45
3	a	4P45	6-130	a	6-130				66-2037	a	KL-45
3-1	b	3-1	6-133	a	KL-45J	18					
3A5	c	3A5	6-134	a		18-10	r	18-10	70	r	70
3-10	r	3-10	6-135	a	KL-45J				75	a	KL-75
3-20	r	3-20				19A5	c	19A5	80	a	4P45
3-25	a	3-25	7	a	7				80R	a	80R
3-40	a	3-40	7-1	b	1F1	20-1	s	20-1	85L75CC	h	85L75CC
3-150	c	3-150	7A5	c	7A5	20A5	c	20A5			
3-220	h	3-220	7-10	r	7-10	20-10	r	20-10	90	r	90
3CR-241	a	KL-45	7-20	r	7-20	22-10	r	22-10	92A	a	4P45
3ER-248	a	KL-45J	7-150	c	7-150				95K2	a	KL-45
3ER-249	h	3ER-249	7-220	c	7-220	23-55A	a	KL-45	98	r	9-20
3H-1	b	1B1				23-55F	a	KL-50H			
3H-2E	b	3H-2E	8	a	4P45	23-3	s	23-3	100	r	9-20
3H-5	c	3H-5	8-1	b	8-1	24-4	s	24-4	100 R8	a	4P45
3H-10	r	3H-10	8A5	c	8A5				100-33	a	
3H-20	r	3H-20	8-10	r	8-10	30	b	1A2	100-37	a	KL-45J
3H-150	c	3H-150	8-20	r	8-20	30A	a	3-25	100-38	a	KL-45J
3H-220	c	3H-220	8-150	c	8-150	31	b	1B2	100-46	a	100-46
3MR-253	a	3MR-253	8-220	c	8-220	32	a	KL-50H	100-47	a	100-47

(Continued on other side)

Copyright by U. C. P., Inc.

The proper AMPERITE Replacement may be determined by looking up the number under column "FOR" and noting corresponding Num rite in the colum "USE AMPERITE", and ber in "FOR" column run consecutively 'Th then alphabetically.
pre e letter code in the center column is interted as follows:

	List Price
a—For 110V. A.C.-D.C. Sets	**$1.00**
b—For 2V. Battery Sets	**1.25**
c—For 110V. A.C. Sets	**2.25**
h—For 220V. A.C.-D.C. Sets	**2.25**
r—For 110V. A.C. Sets having 70-95V. Primary	**1.25**
s—For special apparatus.	

For	*	Use Amperite
100-48	h	3ER249
100-49	h	3ER-249
100-52	b	1D2
100-53	b	1E2
100-55	a	100-55
100-56	a	100-56
100-57	h	3ER-249
100 58	h	3ER-249
100-59	h	3ER-249
100-60	h	3ER-249
100-61	a	100-61
100-62	a	100-62
100-63	a	100-63
100-64	h	3ER-249
100-65	h	3ER-249
100-66	h	3ER-249
100-70	a	KL-45J
100-71	a	KL-45J
100-76	a	100-76
100-77	a	100-77
100-79	a	100-79
100-81	a	100-81
101	r	9-20
105	r	9-20
110	r	11-20
115-14	a	KL-75
115-17	a	115-17
115-17S	a	115-17
115-18	a	115-18
115-19	a	115-19
115-20	a	115-20
115-22	a	KL-45
115-24	a	115-24
115-25	a	115-25
115-26	a	115-26
115-27	a	115-27
115-28	a	KL-45
115-40	a	KL-45
115-41	a	KL-45
115-42	a	KL-25
115 42A	a	115-42A
115-43	h	3ER-249
115-44	h	3ER-249
115-46	a	115-46
115-47	a	
115-49	a	115-49
115-53	a	KL-45
118	c	11A5
120R8	a	4P45
125	c	10A5
126	r	12-20
130R	c	11A5
130R	a	4P45
130R8	a	4P45
130-35		
135K1	a	KL-45
135K1A	a	KL-45
135T380		
140	a	4P45
140R4	a	4P45
140R8	a	4P45
140L4	a	4P45
140L44	a	4P45
140M4	a	4P45
140M8	a	4P45
140KB	a	4P45
140KC	a	4P45
145A	a	145A
150	c	15A5
155	c	
158	r	18-10
160-32	a	KL-45
160-36	a	L55B
160-37	a	160-37
160-40	a	KL-45
160-41	a	
160-42	a	
160-43	a	
160KB	a	4P45
160R4	a	4P45
164	c	7A5
165A	a	4P45
165KB	a	4P45

For	*	Use Amperite
165KC	a	4P45
165LB	a	4P45
165LC	a	4P45
165L4	a	4P45
165L8	a	4P45
165L44	a	4P45
165M4	a	4P45
165M8	a	4P45
165R	a	4P45
165R4	a	165R4
165R8	a	4P45
165R44	a	4P45
169	c	10A5
185A	a	4P45
185KB	a	4P45
185KC	a	4P45
185L4	a	4P45
185L8	a	4P45
185L44	a	4P45
185LB	a	4P45
185LC	a	4P45
185M4	a	4P45
185M8	a	4P45
185R	a	4P45
185R4	a	4P45
185R8	a	4P45
185R44	a	4P45
192A	a	MT650
200R	a	200R
200R4	a	4P45
200R8	a	4P45
203	c	12A5
216	c	11A5
218	r	18-10
245A	a	4P45
245KB	a	4P45
245KC	a	4P45
250A	a	4P45
250KB	a	4P45
250KC	a	4P45
250L4	a	4P45
250L8	a	4P45
250M4	a	4P45
250M8	a	4P45
250R	a	250R
250R4	a	4P45
250R8	a	4P45
250T		
260		
270L4	a	4P45
270L8	a	4P45
270M4	a	4P45
270M8	a	4P45
270R4	a	4P45
270R8	a	4P45
275		
300R	a	4P45
300R4	a	4P45
313	r	13-20
314	r	14-20
315	r	15-20
320R	a	4P45
320R4	a	320R4
380	c	380
400R	a	400R
410		
415	r	11-20
424-90	r	6-20
425	r	13-20
439	r	3H-20
444-90	r	3-20
449	r	14-20
454	r	5-20
460	r	13-20
464-90	r	8-20
464-200	r	3H-20
484 90	r	16-20
484-200	r	7-20
495K1	a	495K1
538	r	9-20
610-10	a	10-610
808-1	a	808-5
808-2	a	808-2

For	*	Use Amperite
808-4	a	808-4
808-5	a	808-5
838	r	9-20
874		
874-R48	a	874-R48
878R48	a	878R48
1916		
2342	a	KL45J
2342-1		
2917		
2918		
2919		
3271		
3313	a	3271
3334	a	KL-45
3326	a	KL-45
3334A	a	KL-45
3614	a	KL-45
5459	a	KL-45
8593	a	5459
8595	a	KL-45
8598	a	KL-45
8600	a	L55B
8601	a	KL-25
8663	a	KL-50E
8664	a	KL-50E
8717		
8850		
81963	a	81963
81966	a	KL-45
81973	a	81973
84152	a	84152
86892-9	a	86892-9
26871	a	26871
3500	a	3500
84428	a	84428
107042	b	5E1
BBR	a	BBR
BK42D	a	KL-45
BK49B	a	BK49B
BK49D	a	KL-45
BK55B	a	KL-45
BK55D	a	KL-45
Bkv51dj	a	Bkv51dj
BL42B	a	KL-45
BL42C	a	KL-45
BL42D	a	KL-45
BL49B	a	KL-45
BL49D	a	KL-45
BL55B	a	KL-45
BL55D	a	KL-45
BM42B	a	KL-45
BM42D	a	KL-45
BM49B	a	KL-45
BM49D	a	KL-45
BM55B	a	KL-45
BM55D	a	KL-45
C-9266	a	C-9266
D30	a	D-35
D35	a	D35
D140	a	200R
D150	a	200R
D200	a	200R
D740	a	D740
D4851A		
D5468		
E157	a	E-157
FL-55C	a	FL-55C
FM-370		
H553	a	KL-45
K11A	a	KL-25
K11B	a	KL-25
K11B2	a	25B2
K11D	a	KL-25
K11E	a	KL-25E
K11E1	a	KL-25E
K11F	a	KL-25H
K11G	a	KL-25H

For	*	Use Amperite
K11H	a	KL-25H
K11J	a	KL-25J
K17AJ	a	K17AJ
K17BJ	a	K17BJ
K17E	a	KL25E
K17R	a	K17R
K18A	a	KL25
K18B	a	K18B
K18B2	a	25B2
K18C	a	KL-25
K18D	a	KL-25
K18E	a	KL-25E
K18E1	a	KL-25E
K18F	a	KL-25H
K18G	a	KL-25H
K18H	a	KL-25H
K18J	a	KL-25J
K22A	a	KL-25
K22B	a	KL-25
K22B2	a	K22B2
K22C	a	KL-25
K22D	a	KL-25
K22E	a	KL-25E
K22E1	a	KL-25E
K22F	a	KL-25H
K22G	a	KL-25H
K22H	a	KL-25H
K22J	a	KL-25J
K23E	a	KL-25E
K23AJ	a	KL-45J
K23C	a	KL-25
K26J218	a	K26J218
K30B	a	KL-25
K30B2	a	25B2
K30C	a	KL-25
K30D	a	KL-25
K30E	a	KL-25E
K30E1	a	KL-25E
K30F	a	KL-25H
K30G	a	KL-25H
K30H	a	KL-25H
K30J	a	KL-25J
K36A	a	KL-45
K36B	a	KL-45
K36B2	a	50AB
K36C	a	KL-45
K36D	a	KL-45
K36E	a	KL-50E
K36E1	a	KL-50E
K36F	a	KL-50H
K36G	a	KL-50H
K36H	a	KL-50H
K36J	a	KL-50J
K38B2	a	K38B2
K40B	a	KL-45
K40X	a	4P45
K40Y	a	4P45
K42A	a	KL-45
K42B	a	KL-45
K42B2	a	50AB
K42B-K4	a	K42B-K4
K42C	a	KL-45
K42D	a	KL-45
K42E	a	KL-50E
K42E1	a	KL-50E
K42F	a	KL-50H
K42G	a	KL-50H
K42H	a	KL-50H
K42J	a	KL-50J
K42CG	a	4P45
K43B-2	a	KL-45
K49A	a	KL-45
K49B	a	KL-45
K49B2	a	50AB
K49C	a	KL-45
K49D	a	KL-45
K49D-1	a	KL-45
K49E	a	KL-50E
K49E1	a	KL-50E
K49F	a	KL-50H
K49G	a	KL-50H
K49H	a	KL-50H
K49J	a	KL-50J
K49CG	a	4P45
K49X	a	4P45
K49Y	a	4P45
K49S1	a	KL50S1
K49S2	a	KL-50S2
K49S3	a	KL-50S3
K52H	a	KL-50H
K55A	a	KL-45
K55B	a	L-55B
K55B2	a	50AB
K55C	a	KL-45
K55CP	a	K55CP
K55CPR	a	K55CP
K55D	a	KL-45
K55E	a	KL-50E
K55E1	a	KL-50E
K55F	a	KL-50H
K55G	a	KL-50H
K55H	a	KL-50H

For	*	Use Amperite
K55J	a	KL-50J
K55S1	a	KL-50S1
K55S2	a	KL-50S2
K55S3	a	KL-50S3
K67A	a	KL-45
K67B	a	KL-45
K67B2	a	50AB
K67C	a	KL-45
K67D	a	KL-45
K67E	a	KL-50E
K67E1	a	KL-50E
K67F	a	KL-50H
K67G	a	KL-50H
K67H	a	KL-50H
K67J	a	KL-50J
K67S1	a	KL-50S1
K67S2	a	KL-50S2
K67S3	a	KL-50S3
K72B	a	KL-75
K74A	a	KL-45
K74B	a	KL-45
K74B2	a	50AB
K74C	a	KL-45
K74D	a	KL-45
K74E	a	KL-50E
K74E1	a	KL-50E
K74F	a	KL-50H
K74G	a	KL-50H
K74H	a	KL-50H
K74J	a	KL-50J
K74S1	a	KL-50S1
K74S2	a	KL-50S2
K74S3	a	KL-50S3
K75B	a	KL-75
K78B	a	KL-75
K79B	a	KL-75
K80A	a	KL-75
K80B	a	KL-75
K80B2	a	50AB
K80C	a	KL-75
K80D	a	KL-75
K80E	a	KL-50E
K80E1	a	KL-50E
K80F	a	KL-75H
K80G	a	KL-75H
K80H	a	KL-75H
K80J	a	KL-75J
K80S1	a	KL-50S1
K80S2	a	KL-50S2
K80S3	a	KL-50S3
K83747-6	a	K83747-6
K87A	a	KL-75
K87B	a	KL-75
K87B2	a	75B2
K87C	a	KL-75
K87D	a	KL-75
K87E	a	KL-75E
K87E1	a	KL-75E
K87F	a	KL-75H
K87G	a	KL-75H
K87H	a	KL-75H
K87J	a	KL-75J
K87S1	a	KL-75S1
K87S2	a	KL-75S2
K87S3	a	KL-75S3
K90B	a	KL-75
K90F	a	KL-75H
K92A	a	KL-75
K92B	a	KL-75
K92B2	a	75B2
K92C	a	KL-75
K92D	a	KL-75
K92E	a	KL-75E
K92E1	a	KL-75E
K92F	a	KL-75H
K92G	a	KL-75H
K92H	a	KL-75H
K92J	a	KL-75J
K92S1	a	KL-75S1
K92S2	a	KL-75S2
K92S3	a	KL-75S3
K95B	a	KL-75
K99A	a	KL-75
K99B	a	KL-75
K99B2	a	75B2
K99C	a	KL-75
K99D	a	KL-75
K99E	a	KL-75E
K99E1	a	KL-75E
K99F	a	KL-50H
K99G	a	KL-50H
K99H	a	KL-75H
K99J	a	KL-75J
K99S1	a	KL-75S1
K99S2	a	KL-75S2
K99S3	a	KL-75S3
K1336	a	KL-45
K150A	a	K150A
KX23B	a	60R30G
KX23R	a	878R48

For	*	Use Amperite
KX42A	a	4P45
KX42B	a	4P45
KX42C	a	4P45
KX46A	a	4P45
KX49C	a	4P45
KX55A	a	4P45
KX55B	a	4P45
KX55C	a	4P45
KX55D	a	4P45
KX74A	a	4P45
KX74B	a	4P45
KX74C	a	4P45
KY42A	a	50AB
KY42B	a	50AB
KY42C	a	50AB
KY55A	a	50AB
KY55B	a	50AB
KY55C	a	50AB
KZ49A	a	KL-50S1
KZ49B	a	KL-50S1
KZ49C	a	KL-50S2
L11A	a	KL-25
L11B	a	KL-25
L11B2	a	25B2
L11C	a	KL-25
L11D	a	KL-25
L11E	a	KL-25E
L11E1	a	KL-25E
L11F	a	KL-25H
L11G	a	KL-25H
L11H	a	KL-25H
L11J	a	KL-25J
L18A	a	KL-25
L18B	a	KL-25
L18B2	a	25B2
L18C	a	KL-25
L18D	a	KL-25
L18E	a	KL-25E
L18E1	a	KL-25E
L18F	a	KL-25H
L18G	a	KL-25H
L18H	a	KL-25H
L18J	a	KL-25J
L22A	a	KL-25
L22B	a	KL-25
L22B2	a	25B2
L22C	a	KL-25
L22D	a	KL-25
L22E	a	KL-25E
L22E1	a	KL-25E
L22F	a	KL-25H
L22G	a	KL-25H
L22H	a	KL-25H
L22J	a	KL-25J
L26CC	a	KL-25
L26CC-159	h	L26CC-159
L30A	a	KL-25
L30B	a	KL-25
L30B2	a	25B2
L30C	a	KL-25
L30CC	a	L30CC
L30D	a	KL-25
L30E	a	KL-50E
L30E1	a	KL-50E
L30F	a	KL-25H
L30G	a	KL-25H
L30H	a	KL-25H
L30J	a	KL-25J
L36A	a	KL-45
L36B	a	KL-45
L36BG	a	4P45
L36B2	a	50AB
L36C	a	KL-45
L46D	a	KL-45
L36E	a	KL-50E
L36E1	a	KL-50E
L36F	a	KL-50H
L36G	a	KL-50H
L36H	a	KL-50H
L36J	a	KL-50J
L40D	a	KL-45
L40E	a	KL-50E
L40S1	a	KL-50S1
L40S2	a	KL-50S2
L40S3	a	KL-50S3
L42A	a	KL-45
L42B	a	KL-45
L42BG	a	4P-45
L42B2	a	50AB
L42BX	a	L42BX
L42SX	a	220SX
L42C	a	KL-45
L42CJ	a	KL-45J
L42CS4	a	L42CS4
L42D	a	KL-45
L42DX	a	L42BX
L42DSX	b	220SX

For	*	Use Amperite
L42DJ	a	KL-45J
L42E	a	KL-50E
L42E1	a	KL-50E
L42F	a	KL-50H
L42G	a	KL-50H
L42H	a	KL-50H
L42J	a	KL-50J
L42S1	a	KL-50S1
L42S2	a	KL-50S2
L42S3	a	KL-50S3
L49A	a	KL-45
L49B	a	KL-45
L49B2	a	50AB
L49BJ	a	L49BJ
L49BX	a	L49BX
L49BSX	h	220SX
L49C	a	KL-45
L49CJ	a	KL-45J
L49D	a	KL-45
L49DJ	a	KL-45J
L49DX	a	L49BX
L49DSX	h	220SX
L49E	a	KL-50E
L49.55E	a	KL-50E
L49E1	a	KL-50E
L49G	a	KL-50H
L49H	a	KL-50H
L49J	a	KL-50J
L49S1	a	KL-50S1
L49S2	a	KL-50S2
L49S3	a	KL-50S3
L55A	a	KL-45
L55B	a	L55B
L55B2	a	50AB
L55C	a	KL-45
L55.5C	a	KL-45
L55CP	a	K55CP
L55CPR	a	K55CP
L55D	a	KL-45
L55E	a	KL-50E
L55E1	a	KL-50E
L55F	a	KL-50H
L55G	a	KL-50H
L55H	a	KL-50H
L55J	a	KL-50J
L55S1	a	KL-50S1
L55S2	a	KL-50S2
L55S3	a	KL-50S3
L66B	a	KL-45
L67A	a	KL-45
L67B	a	KL-45
L67B2	a	50AB
L67C	a	KL-45
L67D	a	KL-45
L67E	a	KL-50E
L67E1	a	KL-50E
L67F	a	KL-50H
L67G	a	KL-50H
L67H	a	KL-50H
L67J	a	KL-50J
L67S1	a	KL-50S1
L67S2	a	KL-50S2
L67S3	a	KL-50S3
L74A	a	KL-45
L74B	a	KL-75
L74B2	a	50AB
L74C	a	KL-75
L74D	a	KL-75
L74E	a	KL-50E
L74F	a	KL-75H
L74G	a	KL-75H
L74H	a	KL-75H
L74J	a	KL-75J
L74S1	a	KL-50S1
L74S2	a	KL-50S2
L74S3	a	KL-50S3
L75CC	a	KL-45
L150B	h	L150B
L159B	h	L159B
L80A	a	KL-75
L80B	a	KL-75
L80B2	a	72B2
L80C	a	KL-75
L80D	a	KL-75
L80E	a	KL-50E
L80F	a	KL-75H
L80G	a	KL-75H
L80H	a	KL-75H
L80J	a	KL-75J
L80S1	a	KL-50S1
L80S2	a	KL-50S2
L80S3	a	KL-50S3
L85CC	a	KL-75
L87A	a	KL-75
L87B	a	KL-75
L87C	a	KL-75
L87D	a	KL-75
L87E	a	KL-50E
L87F	a	KL-75H
L87G	a	KL-75H
L87H	a	KL-75H
L87J	a	KL-50J
L90CC	a	L90CC
L90S1	a	KL-50S1
L90S2	a	KL-50S2
L90S3	a	KL-50S3
L92A	a	KL-75
L92B	a	KL-75
L92D	a	KL-75
L92E	a	KL-75E
L92F	a	KL-75H
L92G	a	KL-75H
L100D	a	KL-75
L120-75CC	a	KL-45
L122B	a	KL-75
LLL25	b	5H1
LLL-225	b	5E1
LX42B	a	4P45
LX42C	a	4P45
LX42D	a	4P45
LX49B	a	4P45
LX49C	a	4P45
LX49D	a	4P45
LX55B	a	4P45
LX55C	a	4P45
M42B	a	KL-45
M42C	a	KL-45
M42D	a	KL-45
M42HG	a	KL-50H
M42H	a	KL-50H
M45R	a	KL-45
M49B	a	KL-45
M49E1	a	KL-50E
M49H	a	KL-50H
M49HG	a	KL-50H
M50R	a	KL-45
M52H	a	KL-50H
M55B	a	L55B
M55D	a	KL-45
M55E	a	KL-50E
M55E1	a	KL-50E
M55H	a	KL-50H
M55HG	a	KL-50H
M61B	a	KL-45
M80B	a	KL-75
M80H	a	KL-75H
M80HG	a	KL-75H
MT-650	a	MT-650
NB-1	b	NB-1
NB-2	b	NB-2
NB-3	b	NB-3
NB-4	b	NB-4
NB-5	b	NB-5
NB-6	b	NB-6
NB-7	b	NB-7
NB-8	b	NB-8
NTH	a	MT-650
NUA	a	KL-45
NUB	a	KL-45
PB57	a	PB57
P27287	a	KL-50E
P26871	a	P26871
R6V	r	R6V
R-3003	a	R-3003
R1100	a	BBR
R43B2	a	R43B2
R130-180		
R161-300		
T-5	a	T-5
TU-34	a	KL-45
TU-83	a	KL-45
WRL5		
W-41187	s	W-41187
W-42105	b	3H-1C
W-42520	a	W-42520
W-43251	b	5E1
W-43357	a	KL-45
W-43282	b	6-1
W-44118	b	1G1
W-44338	a	W-44338
W-45788	a	KL-45
W-46773	a	KL-45
W-46416	a	KL-45
W46773	a	KL-45
X35-35	a	KL-45
X55B	a	KL-25
Y-TU-9	a	KL-45

Copyright by U. C. P., Inc.

WIRT *Resistors*

CARBON COMPOSITION FIXED RESISTORS

RMA Color-Coded Any Resistance

Watts	List Price
2	$0.30
1	.20
½	.20
⅓	.20
¼	.20

FIVE REASONS WHY WIRT FIXED RESISTORS ARE SPECIFIED BY BEST KNOWN RECEIVING SET MANUFACTURERS

1. **Voltage coefficient:** Guaranteed well within 10%. By actual test 3% up to 500,000 ohms and not greater than 10% of any value.
2. **Noise:** Less than one microvolt when measured on an amplifier having a gain of 65 dB.
3. **Humidity:** After 100 hours in 90% relative humidity at 105° F. resistance change guaranteed under 10%—average of 1000 recorded tests under 3%.
4. **Life:** Contrary to custom WIRT laboratory life tests are made at 100% overload instead of at a fraction of rated wattage. A batch of resistors recently removed from test after 4240 hours continuous 100% overload showed average resistance change of 2.81%.
5. **Accuracy:** Resistors are individually tested by advanced methods to insure accuracy.

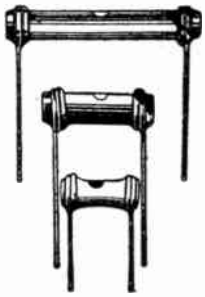

AUTO RADIO IGNITION SUPPRESSORS

All metal parts made of rugged unfinished brass. Ceramic casing is glazed wet process high-tension porcelain with internal threads to engage threaded terminals. Terminals are securely fastened in casings by special moisture and heat resisting dielectric cement. Resistor pills are sprayed with molten copper and tinned, then double impregnated with a special moisture-proofing compound. Resistance value will not change more than 7% after being submerged in water for 100 hours. Test by sparking 1800 times per minute at 10,000 volts for 100 hours produces resistance change not more than 3%. WIRT Suppressors are impervious to heat, oil, moisture and mild acids, and will not change in resistance more than 10% in 50,000 miles of operation.

MADE IN TWO KINDS OF CASINGS — CERAMIC AND BAKELITE

901

Elbow Type—bakelite casing—with terminal attached to casing.
No. 901—List Price $0.30

902-904

Bracket Type—ceramic casing—for all standard work.
No. 902—List Price $0.40

Ford V8—ceramic casing—special resistance for Ford V8 cars.
No. 904—List Price $0.40

906

Cable Type—ceramic casing—for splicing in cable.
No. 906—List Price $0.40

910

Distributor Type—ceramic casing—standard for all distributors.
No. 910—List Price $0.40

914-916

Bracket Type—bakelite casing—standard.
No. 914—List Price $0.30
FV-8—Bakelite casing—for Ford V8 cars.
No. 916—List Price $0.30

915

Distributor Type—bakelite casing—standard for all distributors.
No. 915—List Price $0.40

918-922

FV-8 Brush Type—for Ford V8 1933, 1934 and 1935 cars.
No. 918—List Price $0.30
FV-8 Brush Type—for Ford V8 1936 to 1940 cars.
No. 922—List Price $0.30

921-923

Universal Screw Type—bakelite casing.
No. 921—List Price $0.30
Universal Screw Type FV-8—bakelite casing.
No. 923—List Price $0.30



924

Snap-on Type—bakelite casing.
No. 924—List Price $0.30

926

Cable Type—bakelite casing—for splicing in cable.
No. 926—List Price $0.30

927

Distributor Type—bakelite casing—with terminal molded in.
No. 927—List Price $0.30

Copyright by U. C. P., Inc.

WIRT *Resistors*

WIRTHY FIXED RESISTORS

WIRTHY RESISTORS are wound on ceramic tubes and protected by either VITREOUS ENAMEL, PHENOCOTE, or BAKED ENAMEL.

VITREOUS ENAMEL Units are made of the same material and in the same way as the standard WIRT Enameled Units, which have been adopted as standard by leading users of resistors.

PHENOCOTE—A special material developed in our laboratories, which is baked on the units at a high temperature, insuring resistance to moisture and heat.

BAKED ENAMEL Units are covered with a superior enamel which is baked on at a high temperature.

SIZE: 3/8" x 1" — RATING 5 WATTS
Equipped with Soldering Lugs and Wire Leads

Resistance	List Price
1 to 10,000 ohms	$0.35 each

SIZE: 3/8" x 1 3/4" — RATING 10 WATTS
Equipped with Soldering Lugs and Wire Leads

Stock Resistance Values

1	7.5	25	75	250	750	2500	7500
2	10	30	100	300	1000	3000	10000
3	12	35	125	400	1200	4000	12000
4	15	40	150	500	1500	5000	15000
5	20	50	200	600	2000	6000	20000

Resistance	List Price
1 to 25,000 ohms	$0.40 each

SIZE: 1/2" x 2" — RATING 20 WATTS
Equipped with Soldering Lugs and Wire Leads

Stock Resistance Values

5	100	400	800	1500	2500	5000	10000
10	150	500	850	1750	2750	6000	12500
25	200	650	1000	1850	3000	7000	15000
50	250	700	1100	2000	3500	7500	25000
75	300	750	1200	2250	4000	8000	35000

Resistance	List Price
5 to 15000 ohms	$0.65 each
16000 to 50000 ohms	.75 each
51000 to 100000 ohms	1.00 each

SIZE: 3/4" x 4" — RATING 50 WATTS
Equipped with Soldering Lugs and Mounting Brackets, 5" centers

Resistance	List Price
5 to 5000 ohms	$1.10 each
5100 to 25000 ohms	1.25 each
26000 to 100000 ohms	1.45 each

SIZE: 15/16" x 6 1/2" — RATING 100 WATTS
Equipped with Soldering Lugs and Mounting Brackets, 7" centers

Resistance	List Price
5 to 5000 ohms	$1.50 each
5100 to 25000 ohms	1.75 each
26000 to 50000 ohms	2.00 each
51000 to 75000 ohms	2.25 each
76000 to 100000 ohms	2.50 each

SIZE: 1 1/8" x 8 1/2" — RATING 160 WATTS
Equipped with Soldering Lugs and Mounting Brackets, 9" centers

Resistance	List Price
5 to 10000 ohms	$2.00 each
11000 to 50000 ohms	2.40 each
51000 to 100000 ohms	2.70 each

SIZE: 1 1/8" x 10 1/2" — RATING 200 WATTS
Equipped with Soldering Lugs and Mounting Brackets, 11" centers

Resistance	List Price
5 to 10000 ohms	$2.50 each
11000 to 100000 ohms	3.00 each

SIZE: 1 1/8" x 11 3/4" — RATING 300 WATTS

Resistance	List Price
5 to 10000 ohms	$2.75 each
11000 to 100000 ohms	3.25 each

WIRT SEMI-VARIABLE RESISTORS

WIRT SEMI-VARIABLE RESISTORS are wound on ceramic tubing and are protected by Phenocote, the new tough, rugged, heat-resisting covering developed in the WIRT laboratories. Bands are made with small contact buttons so that a number of taps may be made without shorting out much resistance.

Standard Equipment: 2 Tab Terminals — 1 Sliding Band — 2 Mounting Brackets. (No mounting brackets furnished with 10-Watt size.)

SIZE: 1 3/4" x 3/8" — RATING 10 WATTS

	List Price each
1 ohm to 10,000 ohms	$0.60

SIZE: 2" x 3/4" — RATING 25 WATTS

1 ohm to 5000 ohms	$0.85
6M to 10M ohms	.95
20M to 25M ohms	1.10

SIZE: 4" x 3/4" — RATING 50 WATTS

5 ohms to 5M ohms	$1.35
7M to 25M ohms	1.50
30M to 50M ohms	1.70
60M to 100M ohms	2.00

SIZE: 6" x 3/4" — RATING 75 WATTS

	List Price each
10 ohms to 5M ohms	$1.75
7500 to 25M ohms	2.00
30M to 50M ohms	2.25
60M to 100M ohms	2.50

SIZE: 8 1/2" x 1 1/8" — RATING 100 WATTS

5 ohms to 10M ohms	$2.50
15M to 50M ohms	2.90
75M to 100M ohms	3.25

EXTRA SLIDING BANDS

10W, 25W, 50W	$0.10
75W, 100W	.15

WHEN ORDERING BE SURE TO STATE TOTAL RESISTANCE OF UNITS

Copyright by U. C. P., Inc.

WIRT *Variable Resistors*

MINIATURE RHEOSTATS and POTENTIOMETERS

No. 802

Cat. No. 801 Rheostat—Resistance 5 to 15M ohms, diameter 1⅛", thickness ½", bushing ⅜", ¼" long, shaft 1" from end of bushing, no flat, or ⅛" from end of bushing slotted for screw driver adjustment.
List Price ..... **$0.75 each**

Cat. No. 802 Potentiometer—Resistance 5 to 15M ohms, dimensions same as Cat. No. 801.

List Price ..... **$1.00 each**

SENSITIVITY CONTROL

No. 803

Cat. No. 803 Sensitivity Control — Resistance 5 to 15M ohms. Diameter 1⅛", thickness ½", no shaft or bushing, to be riveted to chassis. Slot in rotor mechanism for screw driver adjustment one side only.

List Price ..... **$0.40 each**

Cat. No. 804—Same as Cat. No. 803, except arranged for adjustment from both sides.

List Price ..... **$0.45 each**

VARIABLE VOLTAGE REGULATOR



No. 211

Cat. No. 211 — A.C. Variable Voltage Regulator for use with A.C. sets having six tubes or less. Capacity of regulator 8 watts.

List Price ..... **$2.45 each**

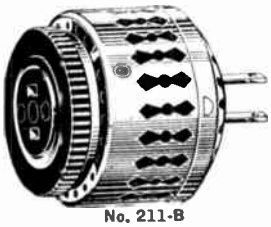

No. 211-B

Cat. No. 211-B—A.C. Variable Voltage Regulator for use with sets drawing not more than 150 watts. Capacity of regulator 21 watts.

List Price ..... **$4.00 each**

CORD CONNECTOR

No. 56A

Cat. No. 56A Cord Connector — Molded bakelite. 2⅜" x $\frac{13}{16}$" x $\frac{15}{32}$", capacity 5 amps.

List Price ..... **$0.40 each**

SPECIAL CONTROLS

EXACT DUPLICATES OF ORIGINALS

Cat. No.		List Price
SW-1	RCA Victor: RE 32, RE 45, RE 52, RE 75	$2.50
SW-3	Philco: 77, 77A, 20, 20A, 220, 220A, 21	2.40
SW-9	RCA Victor: R-15, 48, 92	2.75

STANDARD WIRE WOUND SINGLE VOLUME CONTROLS

Diameter ..... 1¾"
Depth—without switch ..... $\frac{21}{32}$"
Depth—with switch ..... 1$\frac{5}{32}$"

Cat. No.	Resistance, ohms	List Price
WI-75M	75,000	$1.00
WI-50M	50,000	1.00
WI-40M	40,000	1.00
WI-32M	32,000	1.00
WI-30M	30,000	1.00
WI-30M-T	30,000	1.00
WG-25M	25,000	1.00
WI-25M	25,000	1.00
WI-25M-T	25,000	1.00
WI-20M	20,000	1.00
WI-15M	15,000	1.00
WI-15M-T	15,000	1.00
WG-15M	15,000	1.00
WI-12M-T	12,000	1.00
WI-10M-T	10,000	1.00
WI-10M	10,000	1.00
WI-7500	7,500	1.00
WI-7500-T	7,500	1.00
WI-5M-T	5,000	1.00
WI-5M	5,000	.95
WI-4M	4,000	.95
WI-3M	3,000	.95
WI-2M	2,000	.95
WI-2M-T	2,000	1.00
WI-1500	1,500	.95
WI-1000	1,000	.95
WI-800	800	.95
WI-750	750	.95
WI-600	600	.95
WI-500	500	.95
WI-400	400	.95
WI-300	300	.95
WI-200	200	.95
WI-100	100	.95
WI-20	20	.95
WI-10	10	.95

Symbol WG indicates grounded shaft
Symbol WI indicates insulated shaft
Letter "T" indicates tapered winding.

SWITCH and COVER PLATE

Cat. No. WR-711—Switch and Cover Plate. **List Price** **$0.40 each**

STANDARD WIRE WOUND DUAL VOLUME CONTROLS

Diameter ..... 1¾"
Depth—without switch ..... 1"
Depth—with switch ..... 1$\frac{5}{16}$"

Cat. No.	Resistance Upper Section	Resistance Lower Section	List Price
WD-50-50	50,000	50,000	$1.40
WD-15-50	50,000	15,000	1.40
WD-1-50	50,000	1,000	1.40
WD-4-4	4,000	4,000	1.40
WD-7500-10	10,000	7,500	1.40
WD-550-1	1,000	550	1.40
WD-645-10	10,000	645	1.40
WD-25-25	25,000	25,000	1.40
WD-15-500	500	15,000	1.40
WD-285-5	5,000	285	1.40
WD-1800-5	5,000	1,800	1.40
WD-225-5	5,000	225	1.40
WD-10-5	5,000	10,000	1.40
WD-10-25	25,000	10,000	1.40
WD-10-50	50,000	10,000	1.40

Copyright by U. C. P., Inc.

WIRT Switches

ROTARY SNAP SWITCH

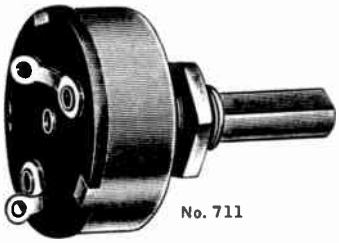

No. 711

Rotary Snap Switch, Underwriters Laboratories Inspected Rating 3 Amp. 125 V. O. D. 1⅛", thickness ½".

Cat. No. 711—Single Pole, Single Throw—**List $.40 ea.**

Cat. No. 711A—Single Pole, Double Throw—**List .45 ea.**

WAFER SWITCH



No. 712

Cat. No. 712—Wafer Switch. 1¼" x ⅝". Standard 2 terminals, ⅜" diameter bushing, threaded portion ¼" long, shoulder ⅛" long, shaft ⅜" from end of bushing, shaft grounded. **List Price** ..... **$0.30 each**

Can be furnished with one to four terminals, any desired shaft length—Prices on request.

Cat. No. 717—Same as Cat. No. 712 except shaft insulated. **List Price** ..... **$0.40 ea.**

SNAP SWITCH



Cat. No. 719—Snap Switch. ½" wide, 1⅛" between center mounting holes.

Single Pole, Single Throw. **List Price** ..... **$0.25 each**

Escutcheon for No. 719 Switch. Steel Nickel Plated.

Cat. No. 501—List Price ..... **$0.10 each**

CIRCUIT SELECTOR SWITCH

Cat. No. 713—Circuit Selector Switch. ⅞" x 1½". Bushing diameter ⅜", length thread ⅜", length shoulder ⅛", length shaft beyond bushing $\frac{15}{16}$", flat on shaft ⅝" x .218.

	List Price
Cat. No. 713—Single Pole, Single Throw	**$0.65 ea.**
Cat. No. 713—Single Pole, Double Throw	**.70 ea.**
Cat. No. 713—Double Pole, Single Throw	**.70 ea.**
Cat. No. 713—Double Pole, Double Throw	**.75 ea.**

SNAP SWITCHES

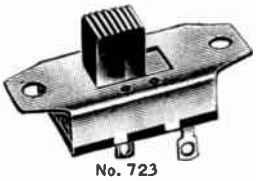

No. 723

Housings Steel Cadmium Plated 1$\frac{13}{32}$" x $\frac{35}{64}$" overall.
Mounting Holes .136" dia. on 1⅛" center.
Buttons Bakelite ¼" x $\frac{5}{16}$" x $\frac{11}{32}$" high.
Contacts and Terminals Silver Plated.

Cat. No. 723—Single Pole, Single Throw, 2 terminals ..... **List Price $0.25 ea.**

Cat. No. 724—Single Pole, Double Throw, 3 terminals ..... **List Price .30 ea.**



No. 726

Cat. No. 725—Two Pole, Single Throw, 4 terminals ..... **List Price $0.35 ea.**

Cat. No. 726—Two Pole, Double Throw, 6 terminals ..... **List Price .45 ea.**

Copyright by U. C. P., Inc.

Printed in U.S.A.

ADJUSTOHM RESISTORS

WITH BARE SIDE FOR ADJUSTMENT

WARD LEONARD

ADJUSTOHM RESISTORS

Order by Type Number and Resistance Value

Mounting brackets are furnished with all Adjustohm Resistors except the 10 Watt size.

Price of resistor includes end brackets for mounting and one adjustable band.

TYPE 10A

10 WATT 1¾" x ⅝"

Resis. Ohms	Current m. a.	List Price
1	3160	$0.60
2	2240	.60
3	1825	.60
5	1415	.60
7.5	1155	.60
10	1000	.60
15	815	.60
20	705	.60
25	630	.60
50	450	.60
75	365	.60
100	315	.60
150	258	.60
200	225	.60
250	200	.60
300	183	.60
350	169	.60
400	158	.60
500	142	.60
600	129	.60
750	115	.60
800	111	.60
1,000	100	.60
1,250	89	.60
1,500	81	.60
2,000	70	.60
2,250	66	.60
2,500	63	.60
3,000	58	.60
3,500	53	.60
4,000	50	.60
5,000	45	.60
6,000	41	.60
7,000	38	.60
7,500	36	.60
8,000	35	.60
8,500	34	.60
9,000	33	.60
10,000	30	.60

No brackets furnished

SCREW DRIVER TYPE

BAKELITE KNOB TYPE

Size Watts	Screw Driver Type		Bakelite Knob Type	
	Cat. No.	Price	Cat. No.	Price
10	507–685	$.10	.....	.....
25–50	507–686	.10	507–691	$.15
75	507–688	.15	507–693	.25
100–200	507–690	.15	507–695	.25

TYPE 25A

25 WATT 2" x ⅝"

Resis. Ohms	Current m. a.	List Price
5	2230	$0.85
10	1580	.85
15	1290	.85
20	1115	.85
25	1000	.85
50	710	.85
75	580	.85
100	500	.85
150	410	.85
200	355	.85
250	315	.85
300	290	.85
400	250	.85
500	225	.85
750	180	.85
850	170	.85
1,000	160	.85
1,250	140	.85
1,500	130	.85
2,000	110	.85
2,250	105	.85
2,500	100	.85
3,000	90	.85
3,500	85	.85
4,000	80	.85
4,500	74	.85
5,000	70	.85
6,000	65	.95
7,000	57	.95
7,500	53	.95
8,000	50	.95
8,500	47	.95
9,000	44	.95
10,000	40	.95
12,000	33	.95
15,000	26	.95
25,000	16	1.10

TYPE 50A

50 WATT 4½" x ¾"

Resis. Ohms	Current m. a.	List Price
5	3160	$1.35
10	2240	1.35
25	1410	1.35
50	1000	1.35
75	815	1.35
100	705	1.35
150	575	1.35
200	500	1.35
250	445	1.35
300	405	1.35
400	350	1.35
500	315	1.35
750	260	1.35
800	250	1.35
1,000	225	1.35
1,250	200	1.35
1,500	180	1.35
2,000	160	1.35
2,250	150	1.35
2,500	140	1.35
3,000	130	1.35
3,500	120	1.35
4,000	110	1.35
4,500	105	1.35
5,000	100	1.35
6,000	91	1.50
7,000	85	1.50
8,000	79	1.50
9,000	75	1.50
10,000	71	1.50
12,000	64	1.50
15,000	58	1.50
20,000	48	1.50
25,000	40	1.50
30,000	33	1.70
40,000	25	1.70
50,000	20	1.70

TYPE 75A

75 WATT 6½" x ¾"

Resis. Ohms	Current m. a.	List Price
5	3870	$1.75
10	2740	1.75
15	2230	1.75
25	1730	1.75
50	1220	1.75
75	1000	1.75
100	865	1.75
200	610	1.75
250	550	1.75
300	500	1.75
400	430	1.75
500	385	1.75
750	315	1.75
800	305	1.75
1,000	275	1.75
1,250	245	1.75
1,500	225	1.75
2,000	195	1.75
2,500	173	1.75
3,000	158	1.75
3,500	146	1.75
4,000	137	1.75
4,500	129	1.75
5,000	122	1.75
6,000	111	2.00
7,000	103	2.00
7,500	100	2.00
8,000	97	2.00
9,000	91	2.00
10,000	87	2.00
15,000	71	2.00
20,000	61	2.00
25,000	55	2.00
30,000	50	2.25
35,000	43	2.25
40,000	37	2.25
50,000	30	2.25
60,000	25	2.50
70,000	21	2.50
100,000	15	2.50

TYPE 100A

100 WATT 6½" x 1⅛"

Resis. Ohms	Current m. a.	List Price
5	4470	$2.00
10	3160	2.00
25	2000	2.00
50	1410	2.00
100	1000	2.00
250	630	2.00
500	445	2.00
750	365	2.00
1,000	315	2.00
1,500	260	2.00
2,000	225	2.00
2,500	200	2.00
3,000	180	2.00
4,000	160	2.00
4,500	150	2.00
5,000	140	2.00
6,000	130	2.25
7,500	115	2.25
10,000	100	2.25
15,000	80	2.25
20,000	70	2.25
25,000	60	2.25
30,000	50	2.50
40,000	37	2.50
50,000	30	2.50
60,000	25	2.75
75,000	20	2.75
100,000	15	2.75

TYPE 160A

160 WATT 8½" x 1⅛"

Resis. Ohms	Current m. a.	List Price
5	5650	$2.50
10	4000	2.50
15	3265	2.50
25	2525	2.50
50	1785	2.50
100	1260	2.50
200	900	2.50
500	570	2.50
1,000	400	2.50
1,500	330	2.50
2,000	280	2.50
2,500	250	2.50
3,000	230	2.50
3,500	215	2.50
4,000	200	2.50
4,500	185	2.50
5,000	180	2.50
7,500	145	2.50
10,000	125	2.50
15,000	105	2.90
20,000	90	2.90
25,000	80	2.90
30,000	67	2.90
40,000	50	2.90
50,000	40	2.90
60,000	33	3.25
75,000	26	3.25
80,000	25	3.25
100,000	20	3.25

TYPE 200A

200 WATT 10½" x 1⅛"

Resis. Ohms	Current m. a.	List Price
5	6320	$3.00
10	4470	3.00
25	2825	3.00
50	2000	3.00
100	1400	3.00
250	900	3.00
500	630	3.00
1,000	450	3.00
1,500	365	3.00
2,000	315	3.00
2,500	280	3.00
3,000	260	3.00
[illegible]	240	3.00
[illegible]	225	3.00
4,500	210	3.00
5,000	200	3.00
7,500	165	3.00
10,000	140	3.00
15,000	115	3.50
20,000	100	3.50
25,000	90	3.50
30,000	82	3.50
40,000	62	3.50
50,000	50	3.50
60,000	42	3.50
75,000	33	3.50
100,000	25	3.50
125,000	20	3.75
150,000	16	3.75

LINE VOLTAGE REDUCERS



Catalog Number	Length Inches	Resis. Ohms	Load 115 volt Radio Set	List Price
507-109	1¼	25.	For 35-65 watt set on 115-140 volts	$1.75
507-109A	1½	10.	For 65-130 watt set on 115-140 volts	1.75
507-109B	2¼	4.5	For 130-285 watt set on 115-140 volts	2.10
507-109H	5¼	300.	For 60 watt set on 230 volts	2.75

WARD LEONARD — FIXED RESISTORS

WIRE WOUND

Order by Type Number and Resistance Value.

10 WATT — TYPE 10F

1¾" x 5/16"

Ward Leonard Resistors are known for their accuracy, dependability, and long life.
No brackets furnished.

Resis. Ohms	Current m. a.	List Price	Resis. Ohms	Current m. a.	List Price
1	3160	$0.40	1,750	75	$0.40
3	1825	.40	2,000	70	.40
5	1415	.40	2,500	63	.40
10	1000	.40	3,000	53	.40
15	815	.40	4,000	50	.40
25	630	.40	5,000	45	.40
50	450	.40	7,500	36	.40
75	365	.40	10,000	30	.40
100	315	.40	12,500	24	.40
150	260	.40	15,000	20	.40
200	225	.40	20,000	15	.40
250	200	.40	25,000	12	.40
300	182	.40			
			30,000*	13	.40
400	158	.40	35,000*	12	.40
500	142	.40	40,000*	11	.40
600	129	.40	45,000*	10.5	.40
750	115	.40	50,000*	10	.40
800	110	.40			
900	105	.40			
1,000	100	.40			
1,250	89	.40			
1,500	81	.40			

*Low temperature. Rated at 5 watts

TYPE 20F — 20 WATT

2" x 9/16"



Made with a high grade resistance wire, wound on a special refractory tube.
No Brackets furnished.

Resis. Ohms	Current m. a.	List Price	Resis. Ohms	Current m. a.	List Price
1	4480	$0.65	1,750	107	$0.65
3	2570	.65	2,000	100	.65
5	2000	.65	2,500	90	.65
10	1410	.65	2,750	85	.65
15	1150	.65	3,000	80	.65
25	900	.65	4,000	70	.65
50	630	.65	5,000	65	.65
75	510	.65	6,000	55	.65
100	450	.65	7,500	50	.65
150	365	.65	10,000	40	.65
175	340	.65	12,500	32	.65
200	320	.65	15,000	26	.65
250	285	.65	25,000	16	.75
350	240	.65	35,000	11	.75
400	220	.65	40,000	10	.75
500	200	.65	50,000	8	.75
750	160	.65	60,000*	10.5	1.00
800	155	.65	70,000*	10	1.00
1,000	140	.65	75,000*	9.5	1.00
1,200	130	.65	100,000*	8.5	1.00
1,250	125	.65			
1,500	115	.65			

*Low temperature. Rated at 7 watts

HEAVY DUTY FIXED

Mounting brackets are furnished with these sturdy wire wound heavy duty Vitrohm resistors.

TYPE 25F — 25 WATT

2" x 5/8"

Resis. Ohms	Current m. a.	List Price
15	1290	$0.75
25	1000	.75
50	710	.75
75	580	.75
100	500	.75
150	410	.75
200	355	.75
250	315	.75
300	290	.75
400	250	.75
500	225	.75
750	180	.75
850	170	.75
1,000	160	.75
1,250	140	.75
1,500	130	.75
2,000	110	.75
2,500	100	.75
3,000	90	.75
3,500	85	.75
4,000	80	.75
5,000	70	.75
6,000	65	.85
7,500	53	.85
8,500	47	.85
10,000	40	.85
15,000	27	.85
20,000	20	1.00
25,000	16	1.00
35,000	11	1.00
40,000	10	1.00
50,000	8	1.00
75,000	5	1.25
100,000	4	1.75

TYPE 50F — 50 WATT

3½" x ¾"

Resis. Ohms	Current m. a.	List Price
25	1415	$1.10
50	1000	1.10
75	815	1.10
100	705	1.10
150	575	1.10
200	500	1.10
250	445	1.10
300	405	1.10
400	350	1.10
500	315	1.10
750	255	1.10
1,000	225	1.10
1,500	180	1.10
2,000	160	1.10
2,500	140	1.10
3,000	130	1.10
4,000	110	1.10
5,000	100	1.10
6,000	92	1.10
7,500	82	1.25
8,000	79	1.25
10,000	70	1.25
12,000	64	1.25
12,500	56	1.25
15,000	47	1.25
20,000	35	1.25
25,000	28	1.25
35,000	20	1.45
45,000	17	1.45
50,000	14	1.45
75,000	9	1.45
100,000	7	1.45
125,000	5	2.00

TYPE 100F — 100 WATT

6½" x 1⅛"

Resis. Ohms	Current m. a.	List Price
5	4470	$1.50
10	3160	1.50
25	2000	1.50
50	1410	1.50
75	1150	1.50
100	1000	1.50
150	815	1.50
250	630	1.50
500	445	1.50
750	365	1.50
1,000	315	1.50
1,250	285	1.50
1,500	260	1.50
2,000	225	1.50
2,500	200	1.50
3,000	180	1.50
3,500	170	1.50
4,000	160	1.50
4,500	150	1.50
5,000	140	1.50
7,500	115	1.75
10,000	100	1.75
15,000	80	1.75
20,000	70	1.75
25,000	60	1.75
30,000	50	2.00
35,000	43	2.00
40,000	37	2.00
50,000	30	2.00
60,000	25	2.25
70,000	21	2.25
75,000	20	2.25
100,000	15	2.50

TYPE 160F — 160 WATT

8½" x 1⅛"

Resis. Ohms	Current m. a.	List Price
5	5650	$2.00
10	4000	2.00
15	3260	2.00
25	2525	2.00
50	1785	2.00
75	1460	2.00
100	1260	2.00
150	1035	2.00
200	900	2.00
250	800	2.00
500	570	2.00
750	460	2.00
1,000	400	2.00
1,500	330	2.00
2,000	280	2.00
2,500	250	2.00
3,000	230	2.00
3,500	215	2.00
4,000	200	2.00
4,500	185	2.00
5,000	180	2.00
7,500	145	2.00
10,000	125	2.00
15,000	105	2.40
20,000	90	2.40
25,000	80	2.40
30,000	67	2.40
35,000	57	2.40
40,000	50	2.40
50,000	40	2.40
60,000	33	2.70
75,000	26	2.70
80,000	25	2.70
100,000	20	2.70

TYPE 200F — 200 WATT

10½" x 1⅛"

Resis. Ohms	Current m. a.	List Price
5	6325	$2.50
10	4470	2.50
25	2825	2.50
50	2000	2.50
75	1630	2.50
100	1400	2.50
150	1150	2.50
250	900	2.50
500	630	2.50
750	515	2.50
1,000	450	2.50
1,500	365	2.50
2,000	315	2.50
2,500	280	2.50
3,000	260	2.50
3,500	240	2.50
4,000	225	2.50
4,500	210	2.50
5,000	200	2.50
7,500	165	2.50
10,000	140	2.50
15,000	115	3.00
20,000	100	3.00
25,000	90	3.00
30,000	82	3.00
35,000	71	3.00
40,000	62	3.00
50,000	50	3.00
60,000	42	3.00
75,000	33	3.00
100,000	25	3.00
125,000	20	3.50
150,000	16	3.50

CONTINENTAL RESISTORS

CONTINENTAL Bakelite and Ceramic Insulated Resistors

1000-Volt Insulation: Protects against Shorts to Sub-Panel and Wiring. Permanent Resistance Value.

M-Type Bakelite

M3 2"x$\frac{13}{32}$"	3 Watt $.30
M1 1"x$\frac{9}{32}$"	1 Watt $.20
M½ ⅝"x$\frac{7}{32}$"	½ Watt $.17
M⅓ ⅜"x$\frac{2}{32}$"	⅓ Watt $.15



D-Type Ceramic

D5 3"x$\frac{9}{16}$"	5 Watt $.50
D3 2"x⅜"	3 Watt $.30
D1 1¾"x¼"	1 Watt $.20
D½ 1"x¼"	½ Watt $.17



Standard Stock Resistor Values

Available in Bakelite or Ceramic Insulation

50	17,500
100	20,000
150	25,000
200	30,000
250	35,000
300	40,000
400	50,000
500	55,000
600	60,000
750	70,000
	75,000
1,000	100,000
1,250	125,000
1,500	150,000
1,750	200,000
2,000	250,000
2,500	300,000
3,000	400,000
3,500	500,000
4,000	1,000,000
5,000	1,500,000
6,000	2,000,000
7,500	3,000,000
10,000	4,000,000
12,500	5,000,000
15,000	10,000,000

CONTINENTAL CARBON insulated resistors are now available in carbon and wire resistance elements, in bakelite, ceramic, glass, and vitreous enamel insulation according to their service requirements. Bakelite Insulated Type M resistors are recommended where space limits and insulation quality require a reliable, rugged, and small resistor capable of withstanding severe service as in auto, airplane, and marine radio equipment. Ceramic insulated Type D resistors are slightly larger than the bakelite units and dissipate heat over a wider area on overloads. In high gain amplifier circuits the large area of contact between the copper leads soldered to copper sprayed ends of the resistor assures permanent resistance value and absolute absence of molecular noise in the circuit.

One Large Four Drawer Genuine Metal Cabinet and One Valuable Resistor Chart that tells what resistor to use with purchase of 70 Continental Certified Resistors **FREE**

TOTAL VALUE COMPLETE $15.95—YOUR PRICE $7.77

You get an all metal four drawer resistor cabinet 8" x 6" x 5¾" finished in olive green with a big stiff cardboard wall chart which solves every problem in Ohms Law at a glance. The chart is an invaluable aid in resistor service problems as are Continental Certified Resistors.

One each of these 35 resistors in 1 watt and 1 each in ½ watt —your choice of bakelite molded or ceramic insulated supplied in the following values:

150	1,000	2,500	5,000	10,000	20,000	50,000	150,000
250	1,500	3,000	6,000	12,500	25,000	60,000	250,000
400	1,750	3,500	7,500	15,000	30,000	75,000	300,000
500	2,000	4,000	8,500	17,500	40,000	100,000	500,000

1, 2, and 3 megohms

Code		List Price
777M	70 Bakelite molded resistors with Cabinet and Chart	$12.95
777D	70 Ceramic insulated resistors with Cabinet and Chart	12.95

Lucky Sevens "777" Cabinet Deal

No Coupons Attached to Resistors on Cabinet Deals

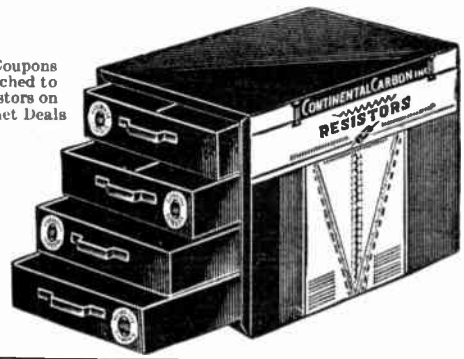

Tool Box Resistor Kit

"Metal-Pac" resistor kits include: Choice of twenty-five ½ or 1-watt standard CONTINENTAL CARBON insulated resistors, dial color code indicator, and a lacquered steel carrying case suitable for rough usage in your tool box.

Purchase CONTINENTAL molded carborite resistors in this convenient form. Any assortment with any duplication of values from the longer list of stock values will be furnished on request. Standard kits contain our selection of 25 certified resistors:

Code	Resistors	Insulation	List Price
125D1	25 1-watt	ceramic	$5.00
125D½	25 ½-watt	ceramic	4.25
125M1	25 1-watt	bakelite	5.00
125M½	25 ½-watt	bakelite	4.25

Type A - Precision Carbon Resistors

MADE IN ALL STANDARD STOCK RESISTOR VALUES

AVAILABLE IN: Type A½—½ Watt—1" x ¼" dia.
Type A1 — 1 Watt—1½" x ¼" dia.

A new type of carbon resistor, impregnated, hermetically sealed in glass, impervious to moisture, of the utmost stability, the A Type sets a new high standard of perfection for precision applications. Suitable for any 1-watt or ½-watt application, the A type is particularly recommended for high resistance voltmeter multipliers, critical photo-electric circuits which must be extremely stable, and in military and naval applications where the dependability of each component is most vital.

Types A1 and A½—Tolerance ±2% ....List Price $0.50
Types A1 and A½—Tolerance ±5% ....List Price .30

Also made in
Type D1—1 Watt—Ceramic—Tolerance ±5% .....List Price .30

Copyright by U. C. P., Inc.

CONTINENTAL RESISTORS

Type WV—Blue Vitreous Enamel Wire Wound Resistors

Tolerance Limits are ±5%

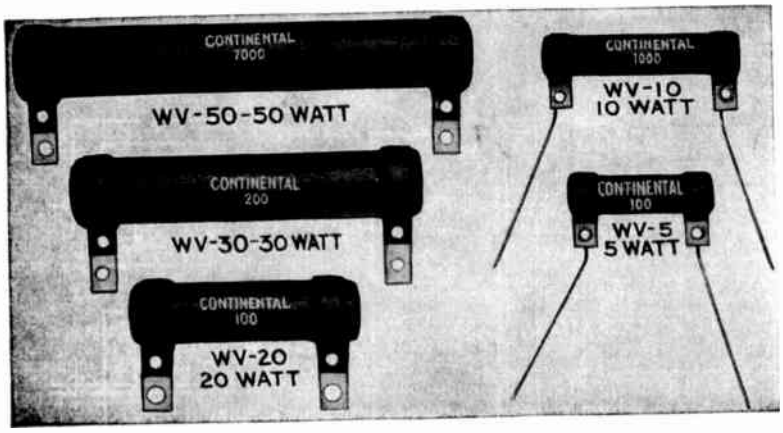

Vitreous enamelled resistors made by "Continental" are coated with crack-proof enamel fired on at red heat. The resistance wire is uniformly wound on the porcelain tube and held in exact position by preliminary hardening of the cemented enamel. This process does not allow the resistance wire to buckle and short when firing at the high temperature and, therefore, insures the highest degree of quality resistors.

All connections are silver soldered.

Nichrome resistance wire.

Heavy coating of vitreous enamel.

Units will take overload up to 150% of wattage rating without failure.

Type	Wattage	Size	Values	List Price
WV5	5 watts	1¼" x ⅜"	1-10,000 ohms	$ .30
WV10	10 watts	1¾" x ⅜"	1-20,000 ohms	.35
WV20	20 watts	2" x ⅝"	1-30,000 ohms	.65
WV30	30 watts	3" x ⅝"	1-50,000 ohms	.80
WV50	50 watts	4" x ⅝"	1-75,000 ohms	1.00

Ceramic Tube Insulated Wire Wounds



A new type of wire wound resistor has been developed with Nichrome resistance wire winding entirely on the inside diameter of a ceramic tube. The resistance wire is sealed in ceramic insulation. This unit can be mounted in close spaces or in contact with other parts. The heavy walled ceramic tube protects the winding from any outside shorts. Another feature is the overload rating of these units taking a 150% overload with ease. Standard Tolerance is ±5%.

Type	Wattage	Size	Values	List Price
WC1	1 watt	⅞" x 9/32"	1 to 2500 ohms	$0.20
WC3	3 watt	1¼" x 9/32"	1 to 4000 ohms	.30
WC5	5 watt	1¾" x 9/32"	1 to 6000 ohms	.30
WC10	10 watt	2" x 7/16"	1 to 10000 ohms	.35

Flexible Wire Wound Resistors

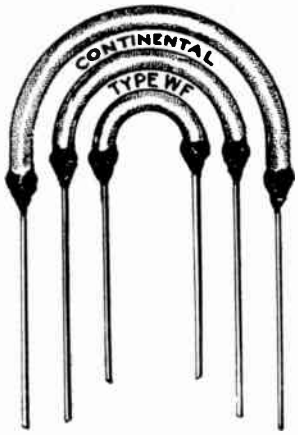

Continental type WF Flexible resistors are wound with Nichrome wire on an asbestos core and covered with Fiberglas sleeving. Fireproof and charproof throughout its construction this Flexible resistor will withstand enormous overloads in ratio of 2 to 3 times normal rating.

Terminals are fastened to wound resistance core by wrapping, compressing and braze soldering to give a permanent strong contact. The Fiberglas sleeving covers the terminal joints to make an entire insulated unit with no exposed metal end caps. These Flexible resistors can be used for heaters in contact with metal cans or chucked away in close positions.

Stock ratings are 1, 3, 5 and 10 watt sizes. A safe figure to use is 2 watts or less per inch of flexible wound resistance core. R.M.A. color coded for value. Standard Tolerance ±10%.

Type	Wattage	Size	Values	List Price
WF1	1 watt	1¼" x 3/16" dia.	1 to 1500 ohms	$0.20
WF3	3 watt	2¼" x 3/16" dia.	1 to 3500 ohms	.30
WF5	5 watt	3¼" x 3/16" dia.	1 to 5000 ohms	.30
WF10	10 watt	6¼" x 3/16" dia.	1 to 7500 ohms	.35

Copyright by U. C. P., Inc.

CONTINENTAL SUPPRESSORS

AUTO-RADIO SUPPRESSORS AND FILTER UNITS

CONTINENTAL Suppressors have been subjected to years of laboratory development and actual road service. They effectively remove noise interference from spark discharge at the plugs and high-tension distributor—yet do not in any way affect the motor car ignition system.

They have mechanical strength to stand the most severe service. The resistance value has been scientifically determined and is not changed after years of the most adverse conditions. Sparking across the terminals is eliminated by careful shaping of the electrodes and cases.

Spark Plug Suppressors and Distributor Suppressors — Each — List Price $0.30

Code S-21 Universal Spark Plug Suppressor—with "U" terminal. 5000 ohms.

Code S-27 Suppressor—Thread will fit all spark plugs. Most universal type yet devised. Ferrule nut is removable. 5000 ohms.

Code C-11 Cable Suppressor—meets requirements where [illegible] to cut ignition cable. 10,000 ohms.

Code T-13 [illegible] Suppressor—fits all distributors. 10,000 ohms. Cable screws into housing making a watertight and non-loosening connection.

Code S-20A Spark Plug Suppressor—for Buick, Packard and Chrysler cars. Takes place of terminal on ignition cable. 5000 ohms.

Code S-19 Spark Plug Suppressor—Snaps on to spark plug. 5000 ohms. Vertical mounting

Code T-20 Distributor Suppressor—Cable clip snaps into suppressor. 10,000 ohms. Not necessary to remove clip on cable and therefore suppressor can be quickly removed for ignition testing purposes.



Code S-23 Spark Plug Suppressor—Flexo-Terminal type. Can be bent to any angle, snaps on to spark plug.

Code T-22A Distributor Suppressor is the new Chrysler model with a bakelite umbrella cap which fits down around the distributor's risor. Inside the cap, around the suppressor, is a neoprene washer (a rubber substitute) which is not deteriorated by oil. This washer makes a water-proof seal between the risor, cap and suppressor. It also makes the suppressor very rigid in the distributor.

The ignition cable with its clip snaps into the suppressor similar to the T-20, which is illustrated at the left. This new T-22A suppressor is now very much in demand by the manufacturers.

"Oilacon" Auto-Radio Vibrator Condensers

Buffer condensers rated for 1500 volts D.C. and flash tested at 3000 volts. Type V are rectangular in sealed metal containers.

VAE

Code	Capacity	Size	List Price
VAE11	.01	1" x 7/8" x 9/32"	.45
VAE12	.02	1" x 7/8" x 9/32"	.45
VAE13	.03	1" x 1 1/8" x 9/32"	.45
VAE14	.04	1" x 1 1/8" x 9/32"	.45

Ford Distributor Suppressors

T-15

T-17

	List Price
Type T-15—For Ford V8-1936 and 1937 models	.30
Type T-17 Universal type with insulating sleeve	
Type T-17 is T-15 slipped into a bakelite insulating tube of the same external diameter as T-14, to fit 1935 and previous models	.30

Continental Auto-Radio Filter Condensers

This line of equipment has been specially designed to give the serviceman a means of easily eliminating every cause of noise interference in auto-radio installation—at the actual source of interference.

Code	Application	Capacity	Size	List Price
GB025	Generator and coil	.25	2 1/8" x 3/4"	$0.40
GB05	Generator and coil	.5	2 1/8" x 3/4"	.50
GB1	Generator and coil	1.0	2 1/4" x 1"	.70
GB05C	Ammeter to ground	.5	2" x 7/8"	.50
GB05H	Dome light filter	.5	3" x 1"	.80
GB05F	Ford V-8 coil	.5	2 1/8" x 3/4"	.60

GB025, GB05, GB1

GB05F

GB05H

GB05C

Continental "Voltacon"

LINE VOLTAGE REGULATOR FOR RADIOS

To protect radios from overvoltage Continental "Voltacon" in the line will reduce the voltage to a safe value. The "Voltacon" is a plug-in unit with three adjustments.

No. 3 position for 125 to 130 volts.
No. 2 position for 120 to 125 volts.
No. 1 position for 115 to 120 volts.

Can be used on radios of 4 to 10 tubes or on any other electric device consuming 100 watts or less.

"VOLTACON" CODE V-20. List Price $1.50

Copyright by U. C. P., Inc.

CONTINENTAL CONDENSERS

Paper Condensers for Replacing Electrolytics in Cardboard and Metal Cases

CONTINENTAL Carbon Model E condensers are high quality, paper dielectric capacitors built in shapes and sizes equivalent to electrolytic capacitors commonly found in radio receivers. They are flash tested at 3 times their d-c working voltage and have the advantage of low power factor at 60 cycles. They are non-inductive, non-polarized, and are of permanent capacity. No active chemicals are used which could cause corrosion of the foil or leakage. The tabulations below show the actual capacity in microfarads and the rated sizes of electrolytic condensers occupying the same dimensions. Recommended for use on d.c. and rectified a.c. only. Model E, d-c working volts, 600; peak volts, 1000.

Data and Prices on Model E Condensers, Cardboard Containers—Furnished with Six-Inch Wire Leads

E-Type 600 Volts dc Code	List Price	Capacity in Mfds.	Equivalent Electrolytic	Size of E Condensers in Inches
EE2	$1.14	1.2	2	4 3/8 x 1 3/8 x 11/16
EE4	1.38	2.4	4	4 3/8 x 1 3/8 x 15/16
EE8	1.80	4.8	8	4 3/8 x 1 3/8 x 1 1/8
EE44	2.22	2.4-2.4	4-4	4 3/4 x 1 5/8 x 1 1/2
EE48	2.64	2.4-4.8	4-8	4 3/8 x 1 5/8 x 1 3/4
EE88	2.94	4.8-4.8	8-8	4 3/8 x 1 5/8 x 2 1/8

Condensers in Metal Cans, Inverted Stud Mounting, Six-Inch Leads Insulated from Can

1E4	$1.68	2.4	4	3 3/8 x 1 3/8 Dia.
1E8	2.04	4.8	8	4 3/8 x 1 1/2 Dia.

"Oilacon" Tubular Condensers Oil Impregnated

Non-Inductive tubular condensers in cardboard vacuum impregnated with moisture-proof wax. Bare flexible tinned leads, 2 5/8 in. long. Available in all standard sizes.

Code	Mfds.	D-C Working Voltage	Size Len. "	Size Dia. "	List Price
TF31	.0001	600	1 1/4	7/16	$0.18
TF325	.00025	600	1 1/4	7/16	.18
TF21	.001	600	1 1/4	7/16	.18
TF22	.002	600	1 1/4	7/16	.18
TF25	.005	600	1 1/4	7/16	.18
TF11	.01	600	1 1/4	7/16	.18
TF12	.02	600	1 1/4	1/2	.18
TF15	.05	600	1 7/8	1/2	.24
TF01	.1	600	1 7/8	5/8	.30
TF025	.25	600	1 7/8	1	.42
TF05	.5	600	1 7/8	1 1/4	.60
TD25	.005	400	1 1/4	7/16	.18
TD11	.01	400	1 1/4	7/16	.18
TD12	.02	400	1 1/4	1/2	.18
TD15	.05	400	1 7/8	1/2	.18
TD01	.1	400	1 7/8	5/8	.24
TD025	.25	400	1 7/8	7/8	.30
TD05	.5	400	1 7/8	1 1/8	.42
TD1	1.0	400	1 7/8	1 1/4	.60

"Oilacon" Transmitting Condensers

ESPECIALLY DESIGNED FOR COMMERCIAL, POLICE AND AMATEUR TRANSMITTERS

The Continental Type W transmitting condensers are oil impregnated, non-inductive, conservatively rated and will stand severe service. Power factor is extremely low (1/2 of 1%) and reduces heating to a minimum. Enclosed in drawn metal containers. Glazed white porcelain stand-off type insulators. For continuous duty on A.C., restrict to not over 25% of D.C. working voltage.

Code	Capacity	D.C. Working Voltage	Size in Inches	List Price
WAJ1	1	1000	5 x2 x2	$2.10
WAJ2	2	1000	5 x2 1/2 x1 7/8	3.00
WAJ4	4	1000	5 x2 1/2 x2 1/4	5.40
WAE1	1	1500	5 x2 1/2 x1 7/8	2.70
WAE2	2	1500	5 x2 1/2 x2 1/4	3.90
WAE4	4	1500	5 x4 x3	6.00
WBJ1	1	2000	5 x2 1/2 x1 7/8	3.48
WBJ2	2	2000	5 x2 1/2 x2 1/4	4.80
WBJ4	4	2000	5 x4 x3	7.20

"OILACON" CONDENSERS

Oil Impregnated - Oil Filled - Hermetically Sealed

OILACON condensers have a very low power factor of .2% to .4%, a high insulation resistance, and are therefore ideal for continuous 110 to 440 volt A.C. applications.

These condensers are particularly recommended for use in Condenser Type Motors, Neon Signs, Fluorescent Lighting, Filter Circuits and Power Factor Correction. Maximum operating temperature 175°F.

A.C. Volts 110
D.C. Volts 400

Code	Cap. Mfds.	Size D.	Size L.	List Price
OD05	.5	1.0"	2 1/4"	$ .78
OD1	1	1 1/4"	2 1/8"	.96
OD2	2	1 1/4"	3"	1.38
OD3	3	1 1/4"	3 3/8"	1.80
OD4	4	1 1/2"	4 3/8"	2.10
OD5	5	1 3/4"	4 3/8"	2.40

A.C. Volts 220, 330 & 440
D.C. Volts 800

Code	Cap. Mfds.	Size D.	Size L.	List Price
OH05	.5	1.0"	2 1/4"	$ .90
OH1	1	1 1/4"	3"	1.50
OH2	2	1 1/4"	3 3/8"	2.22
OH3	3	1 1/2"	4 3/8"	3.00
OH4	4	1 3/4"	4 3/8"	3.60
OH5	5	1.975"	4 3/8"	4.20

Prices Subject to Change Without Notice

Copyright by U. C. P., Inc.

CONTINENTAL FILTERNOYS

For Elimination of Electrical Radio Interference

Filternoys units reduce or eliminate man-made static! With the development of ultra sensitive receivers, the problem of interference elimination has become a major factor in the sale and servicing of these radios. Vacuum sweepers, electric refrigerators, cake mixers, and other kitchen gadgets, electric shavers, sewing machines, and a host of other items all contribute their share to spoiling good reception. Every buzz, snap, or crackle heard on a new radio lessens the chances of a sale, but these same disturbances open the path for the alert dealer to sell **"noise elimination service"** along with the radio—and at a profit!

The offices of doctors, lawyers, dentists, and professional men—where radio provides entertainment and relaxation for waiting clientele—offer a lucrative market to radio servicemen who have the ability to locate man-made radio interference and quiet it with CONTINENTAL CARBON Filternoys devices. Filternoys are of three types: **Suppression** to block radiation of interference at its source; **Rejectors** to prevent noise from entering a receiver's power supply; and **Diverters** intended for use anywhere along a power line to divert interference to the ground. **Filternoys** are simple to install and profitable to sell. Never be without them in stock.

Filternoys F1005DH and F505DH

Are Used at Electrical Devices to Eliminate Radio Interference

SUPPRESSION TYPE

Two chokes and two condensers are contained in this heavy duty unit intended for motors, neon signs, and on the individual circuits of a store or residence where it is necessary to exclude interference following the power lines. It may also be used on oil burner circuits in conjunction with OB15 oil burner ignition suppressors. 10-Ampere capacity. Size 4⅜" by 3" diameter. 110 to 220 volts, a.c. or d.c.

Filternoys F1005DH ..... **List Price $6.00**

SUPPRESSION TYPE

Contains two medium size choke coils and two condensers suitable for suppression of noise from heater pads, flat-irons, domestic refrigerators, diathermy and dental machines, mangles, hair driers, etc. Handy plug-in type with soft rubber non-breakable plug on 36" cord. Suitable for devices on 110-120 volts drawing less than 550 watts. Size 4⅜" by 2½" diameter. With flexible ground wire, a.c. or d.c.

Filternoys F505DH ..... **List Price $4.80**

Filternoys F05D - Diverter Type

Suitable for Across Brush Arms of Large KW Generators

Filternoys Diverter FO5D is a dual capacitor designed to resonate a power supply line to a point below broadcast frequencies and to divert interference to ground. For voltages up to 220 regardless of watts load. Size 4⅜" x 2½" diameter. Wire leads. Low power factor.

F05D ..... **List Price $3.00**

Filternoys G01DH

SUPPRESSION TYPE

A wire-in suppressor with dual chokes and two condensers with a grounded frame. Suitable for equipment having grounded frame or a connection to metal BX wiring conduit. For diathermy and dental machines where the G01DH unit may be mounted within the interfering device and for small motors of exhaust fans, pumps, and compressors. Size 3⅜" by 1¼" diameter, 6-inch leads, 300 watts, a.c. or d.c., 110-130 v.

Filternoys G01DH ..... **List Price $1.20**

Filternoys R305DH and R01DH

Are Used at Radios to Block Incoming Line Interference

REJECTOR TYPE

Contains two chokes and two condensers properly connected to block noise from entering a radio receiver through its power line circuit. Supplements a noise rejecting aerial system for complete quieting. Intended for stores, hospitals, or homes where line interference is particularly severe. 660-Watt capacity on 110 to 220-volt a.c. or d.c. lines. Size 4⅜" by 2½" diameter. Plug-in type, with ground wire.

Filternoys R305DH ..... **List Price $3.60**

REJECTOR TYPE

A junior size line noise rejector with two chokes and two condensers for keeping moderate line interference out of a radio power line circuit. R01-DH helps particularly where traction line noise is picked up by house wiring and conducted to the radio outlet. Plug-in type for 110-120 v. a.c. or d.c. line. 5-Amp. capacity. Size 2⅝" by 1⅜" diam. Thoroughly insulated for safe handling.

Filternoys R01DH ..... **List Price $1.20**

Prices Subject to Change Without Notice

Copyright by U. C. P., Inc.

CONTINENTAL FILTERNOYS

Filternoys F01DH

Most Popular and Universal Plug-in Type

FOR ELECTRIC RAZORS

Counter Display Cards Available

SUPPRESSION TYPE

Handy plug-in type suppressor with two r-f chokes, two condensers, and a ground lead for use on electrical devices of 300 watts or less, creating interference of intermittent or temporary character, such as a sewing machine motor, small electric washing machines, electric shavers, drink mixers, cash registers, adding machines, or electric typewriters. Size 2⅝" by 1⅜" diameter. 300-Watt capacity on 120 volts, a.c. or d.c.

Filternoys F01DH ..... **List Price $1.20**

Fluorescent Light Filternoys

Fluorescent lighting creates a new source of radio interference which can be eliminated by the use of filternoys units. Continental has developed a new unit known as our LO2DH which is designed to make its installation universal on all types of fluorescent lighting fixtures.
This unit is rated at 5 amperes—110-220 AC or DC.

In cases where a small size unit is required namely: floor lamp, table lamp, desk lamp or small ceiling fixtures, we recommend our GO1DH Filternoys with or without mounting brackets as shown on other page.

Filternoys LO2DH—1⅛" high, 1¾" wide, 6⅞" overall, 6¼" hole spacing.

List Price **$3.00**

Filternoys G01D and G14T

Designed to Be Mounted directly on Small Electrical Devices

Filternoys Diverter G01D—Dual capacitors in a grounded container for any size electric motor operating on 120 volts or less. Through making use of the field coils as chokes, this is a most effective method to silence a noisy a.c. or d.c. motor. Size 2⅛" by ¾" diameter.

G01D ..... **List Price $0.60**

Filternoys Diverter G14T—Triple capacitors in a circuit which permits its use with all hand-operated motor driven devices without danger of shock. Particularly applicable to vacuum cleaners, flat-irons, etc. Size 1½" by ⅝". Flexible leads for direct connection.

G14T ..... **List Price $0.60**

Oil Burner Suppressor

Filternoys Suppressor OB15, carbon element type, intended for use only with the high tension spark ignition of oil or gas burning heating systems. Must be connected in series with each line to the spark gap. Size of the suppressor 3½" x $\frac{13}{16}$" diameter. Universal connections at both ends for solderless contact.

OB15 ..... **List Price $1.80**

FREE! Attractive Counter Display Card with 24-F18 Filternoys

Code 24-F18—List Price $12.00

Filternoys Diverter F18 is a compact 0.1 mfd capacitor in a conveniently small bakelite plug-in coupler for use across domestic power lines in which the neutral wire is grounded. The capacitor diverts interference from the high potential side of the power line to the grounded neutral side. Use on floor or table lamps, cigarette lighters, and the radio.

F18 ..... **List Price $0.60**

CONTINENTAL CARBON INTERFERENCE CHART

Cause	Filternoys Unit	Cause	Filternoys Unit	Cause	Filternoys Unit	Cause	Filternoys Unit
Adding Machines	F505DH or F01DH	Dish Washers	F505DH	Hair Driers	F01H	Printing Presses	G01D or F05D
Aerators	F01H	Door Bells	G01DH or F05D	Heating Pads	F505DH	Razors, Electric	F01DH
Barbers' Clippers	F01H	Drink Mixers	F01DH	Malted Milk Shakers	F01DH	Refrigerators	F505DH
Beer Pumps	F1005DH	Electric Typewriters	F01DH or F18	Mangles	F505DH	Sewing Machines	G14T
Cash Registers	F01H	Fans	G01D or F01DH	Massage Exercisers	F505DH	Sign Flashers	F1005DH
Compressors, Air	F1005DH	Flat-irons	F505DH	Motors, Repulsion	F05D	Stoker Motors	F1005DH
Dental Motors	G01DH or G01D	Food Mixers	F01H	Motors, Series Type	G01D or F05D	Vacuum Cleaners	G14T
Dental Lathes	G01DH or G01D	Fruit Juicers	F505DH	Neon Signs	F1005DH	Violet-rays	F505DH
Diathermy Machines	G01DH or G01D	Generators	F05D	Oil Burners	OB15 or OB14	Washing Machines	F505DH
Dictographs	G14T	Hand Drills	G01D or F01DH	Ozonators	F01H	X-rays	F1005DH

Prices Subject to Change Without Notice

UNIVERSAL SIZE IRC CONTROLS *Type* D

QUIET, ALL-PURPOSE CONTROLS

IRC Type D Universal Controls have an enviable reputation for quiet operation and continuous dependability. Small enough to fit almost anywhere, "husky" enough to replace larger controls, a small stock equips you for the great majority of jobs. They embody such outstanding exclusive features as the IRC Metallized Resistance Element—harder, smoother, moisture-proof and

Metallized Element — Spiral Connector — 5-Finger Contactor — Coil Spring Washer

permanent; the IRC 5-Finger "Knee Action" Contactor—positive, more uniform contact; the famous IRC Silent Spiral Connector—a positive connection between contactor and its terminal—eliminating the most frequent source of noise in controls; and the IRC Steel Coil Spring Thrust Washer which eliminates end play and shaft wobble.

EASILY INSTALLED "TAP-IN" SHAFTS

Each D Control accommodates any of the four Tap-in Shaft types shown. The shaft socket is carefully gauged to a standard taper, and the shaft taper accurately machined to such a smooth fit, that the surfaces are practically bonded together when the shaft is driven in. Shaft flats may be located in any position. A few extra shafts greatly increase the utility of your D control stock at a small investment.

"DOUBLE-FLATTED" STANDARD SHAFT



Of unusual convenience is the "Double-Flatted" A shaft, included with each D control. Accommodates popular push-on knobs requiring either 1/32" or 3/32" flats and all set-screw knobs without filing of shaft or use of inserts. Illustration shows position of shaft for knobs requiring (a) 3/32" flat, (b) 1/32" flat, and (c) for set-screw knobs.

SPECIAL SHAFTS

Special shafts available:	List	Net
Shaft B—With tongued slot	$0.35	$0.21
Shaft C—Knurled slotted end	0.25	0.15
Shaft D—Plain slotted end	0.25	0.15

(Attached shaft lengths: B—3 13/32". C or D—4".)

QUICKLY ATTACHED SWITCHES

		List	Net
No. 41	S.P., S.T.	$0.50	$0.30
No. 42	D.P., S.T.	0.60	0.36
No. 43	S.P., D.T.	0.60	0.36
No. 45	Four Point	0.60	0.36
No. 47	S.P., S.T. with dummy lug	0.60	0.36

NEW SELLING AID!

The new IRC Control Tag, included with all D Controls, is of special value to servicemen in selling their services. Designed to be hung behind the control knob when a replacement has been made, it identifies to your customer the quality of the IRC Control used. Ample space for serviceman's name, address and phone number is provided.



UNIVERSAL Type "D" CONTROLS

Resistance	Tap	IRC No.	Taper	Usual Application
500 Ohms	.....	D11-103	A	Potentiometer Voltage Divider
1 M "	.....	D11-108	A	Potentiometer Voltage Divider
2 M "	.....	D11-110	A	Potentiometer Voltage Divider
3 M "	.....	D11-112	A	Potentiometer Voltage Divider
4 M "	.....	D11-113	A	Potentiometer Voltage Divider
5 M "	.....	D11-114	A	Potentiometer Voltage Divider
5 M "	.....	D13-114	C	Antenna Control
7500 "	.....	D11-115	A	Potentiometer Voltage Divider
10 M "	.....	D11-116	A	*Antenna Grid Bias Control
10 M "	.....	D13-116	C	Antenna Control
10 M "	.....	D14-116	D	*Antenna Grid Bias of 2 tubes
10 M "	.....	D16-116	F	*Antenna Grid Bias of 1 tube
15 M "	.....	D14-118	D	*Antenna Grid Bias Control
15 M "	.....	D16-118	F	*Antenna Grid Bias Control
20 M "	.....	D16-119	F	*Antenna Grid Bias Control
25 M "	.....	D11-120	A	Potentiometer Voltage Divider
25 M "	.....	D14-120	D	*Grid Bias Control
25 M "	.....	D16-120	F	Antenna Control
50 M "	.....	D11-123	A	Potentiometer Voltage Divider
50 M "	.....	D13-123	C	Tone Control
50 M "	.....	D14-123	D	*Antenna Grid Bias Control
75 M "	.....	D13-125	C	Tone Control
75 M "	.....	D14-125	D	*Grid Bias Control
100 M "	.....	D11-128	A	Potentiometer Voltage Divider
100 M "	.....	D13-128	C	Tone or Audio Circuit Control
200 M "	.....	D11-129	A	Potentiometer Voltage Divider
200 M "	.....	D14-129	D	*Grid Bias Control
250 M "	.....	D11-130	A	Potentiometer Voltage Divider
250 M "	.....	D13-130	C	Tone or Audio Circuit Control
250 M "	125 M	†D13-130X	Spec.	Audio Control with AVC Tap
250 M "	.....	D14-130	D	*Grid Bias Control
250 M "	60 M	†D18-130X	H	Audio Control with Tone Tap
350 M "	.....	D13-132	C	Tone or Audio Circuit Control
350 M "	75 M	†D18-132X	H	Audio Control with Tone Tap
500 M "	.....	D11-133	A	Potentiometer Voltage Divider
500 M "	.....	D13-133	C	Tone or Audio Circuit Control
500 M "	125 M	†D13-133X	H	Audio Control with Tone Tap
500 M "	.....	D14-133	D	R. F. Plate Control
500 M "	50 M	†D18-133X	Spec.	Audio Control with Tone Tap
1.0 Meg.	.....	D11-137	A	Potentiometer Voltage Divider
1.0 "	.....	D13-137	C	Tone or Audio Circuit Control
1.0 "	250 M	†D13-137X	H	Audio Control with Tone Tap
1.0 "	100 M	†D18-137X	Spec.	Audio Control with Tone Tap
1.0 "	500 M	†D19-137X	Spec.	Audio Control with Tone Tap
1.0 "	500 M	†DVC539X	Spec.	Fader Control for fading one circuit into another
2.0 "	.....	D13-139	C	Tone or Audio Circuit Control
2.0 "	500 M	†D13-139X	H	Audio Control with Tone Tap
2.0 "	1 meg.	†D18-139X	Spec.	Audio Control with Tone Tap
3.0 "	.....	D13-140	C	Audio Control with Tone Tap
5.0 "	.....	D11-141	A	Potentiometer Voltage Divider
7.0 "	.....	D11-142	A	Potentiometer Voltage Divider
10.0 "	.....	D11-143	A	Potentiometer Voltage Divider

* Supplied with 300 ohm BT½ (½ watt) Insulated Metallized Resistor.
† Indicates Tapped Control.

PRICES

	List	Net
Single Controls, without switch	$1.00	$0.60
†Standard Tapped Controls, without switch	1.50	0.90

Prices include **Shaft A** packed with control.

Copyright by U.C.P., Inc.

VOLUME IRC CONTROLS

Attractive All-Metal Cabinet Included FREE

The IRC Control Cabinet is of sturdily-built all-metal construction and attractively finished in blue, yellow and silver. It provides individual compartments for 20 IRC Controls; 18 compartments indicate the control types included—you see at a glance what types should be reordered. Three handy drawers accommodate switches, special shafts, and spare parts. The hinged front cover snaps securely shut, so the cabinet may be carried in your car or truck, or may be removed entirely for shop use. Cabinet measures 14½" long, 7⅝" high, and 4½" wide. Base is arranged for stacking where additional cabinets are required. This handsome cabinet is furnished FREE when packed with the IRC Type D Controls, Switches and Shafts indicated at the right.

MASTER RADIOTRICIAN'S CONTROL CABINET

with Type D Universal Controls

The IRC Control Cabinet with its practical stock of Type D Controls, Switches and Shafts is the greatest step toward standardization of replacement controls ever introduced. Now popular among thousands of servicemen and dealers, it will save you time by furnishing required replacements when you need them. It saves you money by eliminating special trips for needed controls and often eliminates more costly exact duplicates. It enables you to reduce your inventory, step up your turnover, and increase your profits.

Specified for over 10,850 Models!

Definitely proved by IRC sales records to handle up to an average of 87% of all control replacements, you will find the control types included are recommended for over 10,850 models in the new IRC Volume Control Replacement Manual! The comprehensive replacement utility of this practical stock, together with the enviable reputation of Type D Controls for quiet, trouble-free operation and lasting dependable service, will definitely solve your control problems.

HERE IS WHAT YOU GET!

The IRC Master Radiotrician's Cabinet is factory-packed with the following 18 Type D Controls, switches and special shafts.

IRC Control Type No.	Resistance	Purpose	IRC Control Type No.	Resistance	Purpose
2—D13-133	500,000	A	1—D13-133X	500,000	F
1—D11-116	10,000	B	1—D13-133X	500,000	G
1—D11-123	50,000	C	1—D13-137	1.0	A
1—D11-128	100,000	C	1—D13-137X	1.0	F
1—D11-133	500,000	C	1—D13-139	2.0	A
1—D13-123	50,000	D	1—D13-139X	2.0	F
1—D13-128	100,000	A	1—D14-116	10,000	H
1—D13-130	250,000	A	1—D16-119	20,000	B
1—D13-130X	250,000	E			

A—Tone or Audio Circuit Control
B—Antenna Grid Bias Control
C—Potentiometer Voltage Divider
D—Tone Control
E—Tapped for A. V. C.
F—Tapped for Tone Compensation
G—Friction Clutch Auto Radio Type
H—Antenna Grid Bias of 2 Tubes

Switches: 5 No. 41 S.P.S.T.; 1—No. 42 D.P.S.T.
Shafts: 1—Type B Auto Radio; 2—Type C with slotted, knurled terminals; 2—Type D with slotted, unknurled terminals.

List Price of 18 Controls, 6 Switches and 5 Special (Extra) Shafts, $24.95 ..... NET PRICE $14.97

THE CABINET IS INCLUDED *FREE!*

12 IRC Controls Handle 29% of all Exact Duplicate Replacements!

IRC sales records show that these 12 most popular special controls will handle nearly one-third of your requirements for exact duplicate controls. The group includes low-capacity tapped controls, concentric duals, and special shaft units. For a more complete stock, carry at least one of each:

J-127 3800/3800 ohms ..... List $2.50 Net $1.50
For RCA R32, RE45, R52, RE75, 145

J-693 2 Meg (Tap 500M) ..... List $1.50 Net $0.90
For RCA 5T, 5T1, 5T4, 5T5, 5T6, 5T7, 5T8, 5U, C6-2, C6-8, 6K, 6K1, 6K2, 6K3, 6K10, 6T, T6-1, 6T2, 6T5, T6-7, 6T10, C7-6, C7-14, D7-7, 7K, 7K1, 7T, 7T1, T7-5, T7-12, 7U, 7U2, 7X, 7X1, C8-15, C8-17, C8-19, C8-20, D8-28, 8K, 8K1, 8K11, 8T, 8T2, 8T10, 8T11, T8-14, T8-16, T8-18, 8U, 8U2, C9-4, C9-6, D9-19, T9-7, T9-8, T9-9, T9-10, 811K, 811T

J-699 2.5 Meg (Tap 250M & 500M) ..... List $1.50 Net 50.90
For RCA 9K, 9K2, 9K3, 9K10, 9T, 9U, 9U2, 10K, 10K1, 10K11, 10T, T10-1, 10T11, T10-3, C11-1, C11-3, D11-2, T11-8, C13-2, C13-3, 15U, 812K, 813K, 816K

J-777 350M Ohms ..... List 51.50 Net $0.90
For Chrysler C1423; Ford T9-FT9, FT9X, F1440, F1442; Graham G1418, G1436; Lincoln L1420, L1424, L1425, L1427, L1429, L1460; Nash T12-NT12X, NT12X2, T15NT15, NT15X, N1418, N1433H, N1434H, N1514; Packard P1417, P1517; Philco 811PA, PB, PV, 816, 817, 818, 821P, 821PV, 826, 827, 827K, 828, 828K; Studebaker T12-ST12, T15-ST15, S1431, S1437, S1516; Willys W1419

J-843 350M Ohms (Tap 75M) ..... List $2.00 Net $1.20
For Chrysler T10-CT10, T11-CT11, C1450, C1452; De Soto T10-CT10, T11-CT11; Dodge C11-CT11; Lincoln LT14X3; Packard T14-PT14, P1422, P1430, P1432H, P1439

J-958 2 Meg (Tap 1 Meg) ..... List $1.50 Net $0.90
For Philco 37-9, 37-10, 37-11, 37-116, 37-610, 37-611, 37-620, 37-623, 37-624, 37-630, 37-640, 37-641, 37-643, 37-650, 37-660, 37-665, 37-670, 37-675, 37-2620, 37-2650, 37-2670, 38-3, 38-116, 38-620

J-967 2 Meg (Tap 500M) ..... List $2.00 Net $1.20
For G. E. E61, E62, E68, E71, E72, E76, E79, E81, E86, E91, E95, E101, E105, E106, FD62, FD625

J-1043 2 Meg (Tap 500M) ..... List $1.50 Net $0.90
For RCA 8Q1, 8Q4, 10Q1, U30, M81, M82, M83, M84, 94BT6, 98K, 99K, U126, U128, U129, 910KG, 911K

J-1068 2.5 Meg (Tap 250M & 500M) ..... List $2.00 Net $1.20
For Zenith 7S323, 7S342, 7S343, 7S363, 7S364, 7S366, 8S359

DJ-4 2 Meg (Tap 500M)/1 Meg ..... List 53.00 Net $1.80
For RCA U26, 96K, 96K2, 96T2, 96T3, 97E, 97K, 97KG, 97T, 97Y, 97EY, 98X, 98YG, U119, U122E, UY122E, U124, U125

DJ-52 1 Meg (Tap 250M) ..... List $2.00 Net $1.20
For Buick 980534, 980535

DJ-85 220M ..... List $2.00 Net $1.20
For Zenith 6D302, 6D311, 6D326, 6D360

List Price of 1 each of above controls . . . $23.00
Your Net Cost $13.80
(Order as "12-Group A, IRC Special Controls")

NET

Copyright by U.C.P., Inc.

VOLUME IRC CONTROLS

Type CS VOLUME CONTROLS



(Type "CS" Volume Control without Switch)



(Type "CS" Volume Control with Switch)

Type CS Controls are for use in most general requirements. The 45 standard values make it possible to secure from jobber stocks, at minimum prices, dependable units that are easily adapted for a large percentage of all replacements. Standard controls are recommended wherever resistance value and taper are essentially correct and the only thing needed to make them mechanically suitable is to cut the shaft or, in some cases, to ground a certain terminal or attach a switch. 3" shafts with flat the entire length.

Type CS CONTROL PRICES

Standard Single Controls—Without switch (plain cover), List $1.00, **Net $0.60**

†Standard Tapped Controls—Without switch (plain cover), List $1.50, **Net $0.90**

SWITCHES for CS CONTROLS

		List	Net
No. 21	S.P., S.T.	$0.50	$0.30
No. 22	D.P., S.T.	0.60	0.36
No. 23	S.P., D.T.	0.60	0.36
No. 24	Three point	0.60	0.36
No. 25	Four point	0.60	0.36
No. 26	S.P., D.T. at clockwise position	0.60	0.36
No. 27	S.P., S.T. with dummy lug	0.60	0.36

Type CS CONTROLS

Resistance	Tap	Type No. No Switch	Taper	Usual Application
500 Ohms	.....	11-103	A	Potentiometer Voltage Divider
1,000 "	.....	11-108	A	Potentiometer Voltage Divider
2,000 "	.....	11-110	A	Potentiometer Voltage Divider
3,000 "	.....	11-112	A	Potentiometer Voltage Divider
4,000 "	.....	11-113	A	Potentiometer Voltage Divider
5,000 "	.....	11-114	A	Potentiometer Voltage Divider
5,000 "	.....	13-114	C	Antenna Control
7,500 "	.....	11-115	A	Potentiometer Voltage Divider
10,000 "	.....	11-116	A	*Antenna Grid Bias Control
10,000 "	.....	13-116	C	Antenna Control
10,000 "	.....	14-116	D	*Antenna Grid Bias of 2 Tubes
10,000 "	.....	16-116	F	*Antenna Grid Bias of 1 Tube
15,000 "	.....	14-118	D	*Antenna Grid Bias Control
15,000 "	.....	16-118	F	*Antenna Grid Bias Control
20,000 "	.....	16-119	F	*Antenna Grid Bias Control
25,000 "	.....	11-120	A	Potentiometer Voltage Divider
25,000 "	.....	14-120	D	*Grid Bias Control
25,000 "	.....	16-120	F	Antenna Control
50,000 "	.....	11-123	A	Potentiometer Voltage Divider
50,000 "	.....	13-123	C	Tone Control
75,000 "	.....	13-125	C	Tone Control
75,000 "	.....	14-125	D	*Grid Bias Control
100,000 "	.....	11-128	A	Potentiometer Voltage Divider
100,000 "	.....	13-128	C	Tone or Audio Circuit Control
200,000 "	.....	11-129	A	Potentiometer Voltage Divider
200,000 "	.....	14-129	D	*Grid Bias Control
250,000 "	.....	13-130	C	Tone or Audio Circuit
250,000 "	125M	†13-130X	A	Tapped for A.V.C.
250,000 "	.....	14-130	D	*Grid Bias Control
250,000 "	60M	†18-130X	H	Tapped Tone Compensation
350,000 "	.....	13-132	C	Tone or Audio Circuit Control
350,000 "	75M	†18-132X	H	Tapped Tone Compensation
500,000 "	.....	11-133	A	Potentiometer Voltage Divider
500,000 "	.....	13-133	C	Tone or Audio Circuit Control
500,000 "	125M	†13-133X	H	Tapped Tone Compensation
500,000 "	.....	14-133	D	R. F. Plate Control
1.0 Meg.	.....	13-137	C	Tone or Audio Circuit Control
1.0 "	250M	†13-137X	H	Tapped Tone Compensation
1.0 "	500M	†VC-539X	A	Fader Control for fading out of one circuit into another
2.0 "	.....	13-139	C	Tone or Audio Circuit Control
2.0 "	500M	†13-139X	H	Tapped Tone Compensation
3.0 "	.....	13-140	C	Tone or Audio Circuit Control
5.0 "	.....	11-141	A	Potentiometer Voltage Divider
7.0 "	.....	11-142	A	Potentiometer Voltage Divider
10.0 "	.....	11-143	A	Potentiometer or Rheostat

† Indicates standard tapped controls without switch.
* Includes 300 ohm BT-½ resistor.

Type CS DUAL and TRIPLE CONTROLS



Type CS Dual Control

IRC Type CS Controls can be provided in any combination of two or three units operated from the same shaft. The following listing is of popular dual controls, but any combination of dual or triple controls, or of CS and type W Controls is available on special order. Standard switches can be attached. Dimensions are the same as for CS Controls, except that depth is 1¼" without switch; and 1 17/32" with switch.

IRC Type No.	Unit	Resistance	Curve	List Price	Net Price
35-1620	Panel	10,000 Ohms	C	$2.50	$1.50
	Rear	25,000 "	E		
61-1623	Panel	10,000 "	F	2.50	1.50
	Rear	50,000 "	A		
33-2328	Panel	100,000 "	C	2.50	1.50
	Rear	100,000 "	C		
33-3030	Panel	250,000 "	C	2.50	1.50
	Rear	250,000 "	C		
33-3333	Panel	500,000 "	C	2.50	1.50
	Rear	500,000 "	C		
33-3737	Panel	1 Meg.	C	2.50	1.50
	Rear	1 "	C		
33-3939	Panel	2 "	C	2.50	1.50
	Rear	2 "	C		

ATTENUATORS—For inexpensive L- and T-Pad Attenuators utilizing Type CS and Type W Wire Wound Dual and Triple Controls with special tapers and connections, see Page M-34.

8 STANDARD TAPERS

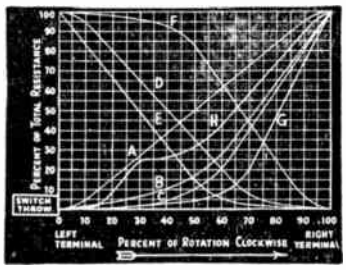

A—Used as potentiometer or rheostat in any circuit where uniform resistance change is required.

B—A semi-logarithmic curve used as tone control or audio circuit control.

C—A logarithmic curve. Used as audio circuit control or antenna shunt control.

D—Tapered at both ends to provide control of grid bias and antenna circuit. Used where control of grid bias is of prime importance in controlling volume.

E—Used as a rheostat in cathode circuit to control grid bias.

F—Tapered at both ends to provide control of grid bias and antenna circuit. Used where control of grid bias is essential in controlling volume. Generally used where the control changes the grid bias of only one or two tubes. Must not be used with heavy currents.

G—A logarithmic curve with very gradual change in resistance from left terminal. Used as audio circuit control or antenna shunt control.

H—A tapped logarithmic curve used as audio level control for automatic bass compensation. Standard Controls are made with Tapers A, C, D, F and H only. Special Replacements use all eight curves.

SPECIAL CONTROLS having resistances or tapers not listed as standard may be obtained by special order.

Copyright by U.C.P., Inc.

VOLUME IRC CONTROLS

Type W
WIRE WOUND CONTROLS

A dependable wire wound control of uniform resistance change for power requirements up to 2 watts. Tight, uniform windings assure utmost accuracy. Spiral Spring Connector between rotor arm and center terminal eliminates noise. Diameter, 1¼"; depth behind panel, 9/16"; shaft length 2 15/16" from control face. Illustration shows cover removed, although covers are supplied with controls. Includes new IRC Control Tag.

List Price without switch, $1.00
Net $0.60

IRC Control No.	Resistance Ohms	Max. Current (Amps.)	IRC Control No.	Resistance Ohms	Max. Current (Amps.)
W-2	2	1.000	W-100	100	.142
W-3	3	.815	W-200	200	.100
W-5	5	.630	W-300	300	.083
W-6	6	.560	W-400	400	.071
W-8	8	.500	W-500	500	.063
W-10	10	.450	W-750	750	.052
W-15	15	.370	W-1000	1000	.045
W-20	20	.320	W-2000	2000	.032
W-25	25	.285	W-3000	3000	.026
W-30	30	.260	W-4000	4000	.022
W-40	40	.225	W-5000	5000	.020
W-50	50	.200	W-7500	7500	.016
W-60	60	.183	W-10000	10000	.014
W-75	75	.164			

Type W SWITCHES

	List	Net
No. 51—S.P., S.T...	$0.50	$0.30
No. 52—D.P., S.T...	.60	.36
No. 53—S.P., D.T...	.60	.36
No. 54—Three Point	.60	.36
No. 55—Four Point.	$0.60	$0.36
No. 56—S.P., D.T., at clockwise position	.60	.36
No. 57—S.P., S.T. with dummy lug.	.60	.36

Type S
SPECIAL STANDARD CONTROLS

Designed to accommodate the power requirements of plate circuit tone controls, the Type S Special Standard Controls should be used in such circuits where the audio output exceeds 2 watts. 1¼" in diameter, these controls employ the popular Tap-in Shaft feature of D Controls. Use switches indicated for Type CS Controls listed on preceding page. Includes new IRC Control Tag. Available only in the 100,000 ohm sizes as follows:

IRC No.	Resistance	Taper	List Price	Net Price
S11-128	100,000 Ohms	A	$1.00	$0.60
S13-128	100,000 Ohms	C	1.00	0.60

EXACT DUPLICATE CONTROLS

A large number of IRC Special or Exact Duplicate Controls are available for those replacements where electrical or mechanical requirements prevent the use of standard controls. Included are specially-tapped controls, dual and triple units, concentric duals, types with special switches, shafts, bushings, etc. Consult the IRC Volume Control Replacement Manual or send us complete details of required control with model, make and serial number of set involved.

Type D AUTO RADIO CONTROLS
WITH FRICTION CLUTCH

Designed for practically any auto radio application. Controls have friction clutch drive-arm and are equipped with a special shaft for use where either a slotted or tongued type shaft is required. Instructions tell how to cut shaft for either application. ***Switches cannot be used with friction clutch controls.*** Sizes same as Type D Controls.

List Price complete, $1.50.....**Net $0.90**

IRC Control No.	Total Resistance	Resistance To Tap
DC13-130	250,000 Ohms	No Tap
DC13-130X	250,000 "	Tap 50M
DC13-133	500,000 "	No Tap
DC13-133X	500,000 "	Tap 125M
DC13-137	1.0 Meg.	No Tap
DC13-137X	1.0 "	Tap 250M
DC13-139	2.0 "	No Tap
DC13-139X	2.0 "	Tap 500M

"DE" CONTROLS with Built-in KNURLED SHAFT

Identical in size and construction to the Type D Control, the Type DE has a built-in split-knurled shaft measuring 3" from control face. ¼" bushing to take care of crowded chassis installations. Uses Type D switches. Packaged with the new IRC Control Tag.

Resistance	Tap	IRC No.	Taper	List Price	Net Price
250,000	....	DE13-130	C	$1.00	$0.60
500,000	...	DE13-133	C	1.00	0.60
500,000	125 M	DE13-133X	H	1.50	0.90
1.0 Meg.	....	DE13-137	C	1.00	0.60
1.0 "	250 M	DE13-137X	H	1.50	0.90
2.0 "	. .	DE13-139	C	1.00	0.60

EXTENSION SHAFTS

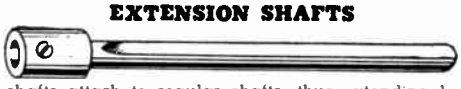

These shafts attach to regular shafts, thus extending length to any needed size, and frequently making it possible to use standard controls for "special" jobs.

	List	Net
Shaft No. 441—4" x ¼" dia. x 1/32" flat....	$0.30	$0.18
Shaft No. 442—4" x ¼" dia. x 3/32" flat....	0.30	0.18
Shaft No. 443—4" x 3/16" dia. x 1/64" flat....	0.30	0.18
Shaft No. 444—8" x ¼" dia. x 3/32" flat for 4" length	0.30	0.18

SHAFT COUPLERS

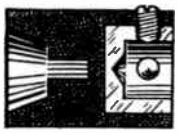

For use with standard controls to meet "special" shaft requirements.

Insulated Coupler No. C1 — for use with tongued type shaft.

Insulated Coupler No. C2 — for use with square type shaft used by Motorola.

Plain Shaft Coupler No. C3—for coupling ¼" shaft to ¼" or 3/16" shaft.

Each coupler, **list 25c, Net 15c**

IRC Volume Control
REPLACEMENT MANUAL
EDITION No. 3

New large 8½" x 11" size with 136 pages lists one-third more models. Includes original manufacturers' part numbers, Rider's schematic reference and special shaft requirements. Models and chasses cross-indexed. Trade and Brand names in logical alphabetical order. Pages lettered for quick reference. The most comprehensive handbook of control replacement ever attempted.

PRICE 10c

NET

Copyright by U.C.P., Inc.

INSULATED IRC RESISTORS

Type BT INSULATED *Metallized* RESISTORS

Completely insulated with bakelite to withstand 1,000 volts breakdown to ground, the BT Type Resistor employs the famous, time-tested Metallized resistance element. Unexcelled in such essential characteristics as stability, low noise level, low voltage coefficient, mechanical strength, moisture-proof protection and insulation. Standard tolerance ± 10%. ***Special ± 5% tolerance at 50% higher cost.***

Type BT-½—½ Watt

⅝" x 3/16". 250 ohms to 20.0 megohms. 350 volts maximum.
List $0.17 **Net $0.10**

Type BT-1—1 Watt

1¼" x ¼". 350 ohms to 20.0 megohms. 500 volts maximum.
List $0.20 **Net $0.12**

Type BT-2—2 Watts

1¾" x 5/16". 500 ohms to 20.0 megohms. 500 volts maximum.
List $0.30 **Net $0.18**

Other BT Resistor ranges available on special order at above prices.

STANDARD STOCK RANGES

Subject to the minimum and maximum values for each of the various types of BT and type F Resistors and BW Insulated Wire Wound Resistors.

Ohms	Ohms	Ohms	Ohms	Meg.
0.5	150	2,500	20,000	0.25
1	200	3,000	22,500	0.3
2	250	3,500	25,000	0.4
3	300	4,000	30,000	0.5
5	350	5,000	35,000	0.6
7.5	400	6,000	40,000	0.75
10	450	7,000	50,000	1.0
15	500	7,500	60,000	1.5
20	600	8,000	65,000	2.0
25	750	9,000	70,000	3.0
30	800	10,000	75,000	4.0
40	1,000	11,000	**Meg.**	5.0
50	1,250	12,000	0.1	6.0
75	1,500	12,500	0.125	7.0
100	2,000	15,000	0.15	10.0
120	2,250	17,500	0.2	20.0

Type BW INSULATED WIRE WOUND RESISTORS

Same size and with same insulation as Insulated Metallized Resistors, but have wire resistance element wound tightly around special insulated core. Unexcelled for jobs such as meter shunts and multipliers (where precision is not a factor); cathode biasing, decoupling, series air cell battery use. Standard tolerance ± 10%. ***Special ± 5% tolerance available at 50% higher cost.***

Type BW-½—½ Watt

⅝" x 3/16". 0.5 ohm to 750 ohms.
List $0.17 **Net $0.10**

Type BW-1—1 Watt

1¼" x ¼". 1.0 ohm to 4,000 ohms.
List $0.20 **Net $0.12**

Type BW-2—2 Watts

1¾" x 5/16". 1.0 ohm to 7,500 ohms.
List $0.30 **Net $0.18**

Other BW Resistor ranges available on special order at above prices.

ALL METAL RESIST-O-CABINET

End Cigar Box Confusion—
Keep Your Resistors in Order!

The sturdy, all-metal IRC Resist-O-Cabinet is specifically designed to hold resistors systematically and safely without the bending of leads. It puts an end to "cigar box confusion"! Its four "non-spill" drawers have seven ample-sized compartments in each which readily accommodate resistor sizes from ½ to 10 watts.

Attractively finished in blue, yellow and silver. Ohm's Law formulas neatly and permanently lithographed on top of cabinet for handy reference. Cabinet measures 11" long, 5½" high and 5½" deep. Bases of Resist-O-Cabinets are arranged for stacking so that several cabinets may be used to increase stock capacity.

This handy Resist-O-Cabinet is FREE with the purchase of any of the three well-balanced IRC resistor assortments listed. (Cabinet is not sold empty.)

RESISTOR ASSORTMENT NO. 1 — 59 Resistors in Types, Sizes and Ranges for Every Job.

Type BT-½ (½ Watt)—One each 1,000; 5,000; 10,000; 25,000; 50,000 ohms; 0.1; 0.25 and 0.5 meg.

Type BT-1 (1 Watt)—One each 40,000 and 75,000 ohms; 0.15 and 0.2 meg. Two each 1,000; 1,500; 2,000; 2,500; 5,000; 15,000; 25,000 ohms and 1.0 and 2.0 meg. Three each 10,000; 50,000 ohms; 0.1; 0.25 and 0.5 meg.

Type AB (10 Watts Fixed)—One each 1,000; 1,500; 2,500 and 5,000 ohms. Two each 10,000; 15,000 and 25,000 ohms.

Type ABA (10 Watts Adjustable)—One each 1,000; 2,500; 5,000 and 10,000 ohms.

Actual value of above 59 Resistors (Resist-O-Cabinet free), List $16.46, **Net $9.88**

ASSORTMENT NO. 2—Contains 100 Type BT-½ (½ Watt) Insulated resistors as follows: Two each 50; 100; 3,000; 7,500; 30,000; 65,000; 75,000 ohms; 0.15; 0.2; 0.3 meg. Three each 250; 500; 1,500; 15,000; 20,000; 40,000 ohms; 1.0; 2.0 meg. Five each 2,000; 2,500; 25,000 ohms; 0.25 meg. Six each 1,000; 5,000; 10,000; 50,000 ohms; 0.1 and 0.5 meg.

List price of Resistors, $17.00 ..... **Net $10.20**
(Cabinet Free)

ASSORTMENT NO. 3—Contains 83 Type BT-1 (1 Watt) Insulated Resistors as follows: Two each 50; 100; 250; 500; 1,500; 2,500; 3,000; 7,500; 30,000; 40,000; 65,000; 75,000 ohms; 0.15; 0.2; 0.3; 1.0; 2.0 meg. Three each 15,000; 20,000; 25,000 ohms. Five each 1,000; 2,000; 5,000; 10,000; 50,000 ohms; 0.1; 0.25 and 0.5 meg.

List price of Resistors, $16.60 ..... **Net $9.96**
(Cabinet Free)

IRC RESISTOR COLOR CODE CHART

This new IRC Standard RMA Resistor Color Code Chart includes both old and new style codes, tolerance designation, ruler and the various Ohm's Law formulas—all on a handy, pocket-size, Pyrolin card. **5c Net** or **FREE** with purchase of 5 IRC Resistors.

Copyright by U.C.P., Inc.

POWER IRC RESISTORS

Not only do these famous resistors excel electrically, but their "climate-proofed" cement coating provides the most dependable protection yet devised for resistors for heavy duty work. Both fixed and adjustable types are available.

MOUNTING BRACKETS are packed with all resistors from 25 watts and up. ONE ADJUSTABLE BAND is furnished with each adjustable resistor. The new Type X Band (described below) is included as standard on units of 25 watts and above. Extra bands supplied at prices indicated.

FIXED TYPES

10 WATTS Type AB
1¾" x 5/16"

List $0.45
Net $0.27

Ohms	Max. m. a.
1	3150
2	2210
3	1830
5	1420
7.5	1150
10	1000
15	820
20	720
25	640
50	440
75	360
100	315
150	260
200	220
250	200
300	175
350	169
400	157
500	140
600	125
750	115
800	112
1,000	100
1,250	90
1,450	83
1,500	82
2,000	71
2,250	67
2,500	63
3,000	57
3,500	53
4,000	50
4,500	47
5,000	45
6,000	41
7,000	37
7,500	36
8,000	35
8,500	34
9,000	33
10,000	31

List $0.50
Net $0.30

11,000	30
12,000	28
12,500	28
14,300	25
15,000	25
20,000	22
25,000	20
30,000*	13
35,000*	12
40,000*	11
50,000*	10

20 WATTS Type DG
2" x 9/16"

List $0.70
Net $0.42

1	4400
5	2000
10	1415
25	895
50	633
75	517
100	447

(Continued)

20 WATTS Type DG
(Continued)

Ohms	Max. m. a.
150	365
200	316
250	282
300	258
350	238
400	224
500	200
750	163
800	158
850	153
1,000	141
1,200	129
1,250	126
1,500	115
1,750	107
1,850	104
2,000	100
2,250	94
2,400	91
2,500	89
2,750	85
3,000	81
3,500	75
4,000	70
4,500	66
5,000	63
6,000	57
7,000	53
7,500	51
8,000	50
9,000	46
10,000	43
11,000	41
12,000	40
12,500	39
15,000	35

List $0.85
Net $0.51

20,000	30
25,000	28
30,000	25
35,000	23
40,000	22
50,000	20

List $1.10
Net $0.66

60,000*	13
65,000*	12
70,000*	12
75,000*	11
80,000*	11
100,000*	10

50 WATTS Type EP
4½" x ¾"

List $1.20
Net $0.72

5	3165
10	2230
25	1390
50	1000
100	700
200	500
250	440
500	300
750	250
1,000	215
1,500	175

(Continued)

50 WATTS Type EP
(Continued)

Ohms	Max. m. a.
2,000	155
2,500	135
3,000	120
4,000	105
5,000	95

List $1.40
Net $0.84

6,000	85
7,000	78
7,500	77
8,000	75
10,000	66
12,000	63
12,500	60
15,000	56
20,000	48
25,000	43

List $1.60
Net $0.96

30,000	39
40,000	34
50,000	30
60,000	28
75,000	25
0.1 meg.	21

80 WATTS Type ES
6½" x ¾"

List $1.40
Net $0.84

5	4000
10	2730
25	1730
50	1220
100	865
200	612
250	545
500	387
750	316
1,000	274
1,500	223
2,000	193
2,500	173
3,000	158
4,000	137
5,000	122

List $1.65
Net $0.99

6,000	112
7,500	100
8,000	98
10,000	86
15,000	70
20,000	61
25,000	55

List $1.95
Net $1.17

30,000	50
40,000	43
50,000	39

List $2.20
Net $1.32

60,000	35
75,000	31

List $2.50
Net $1.50

0.1 meg.	27

100 WATTS Type HA
6½" x 1⅛"

List $1.65
Net $0.99

Ohms	Max. m. a.
25	2000
50	1414
75	1155
100	1000
150	815
250	632
500	447
750	365
1,000	315
1,250	280
1,500	250
2,000	220
2,500	200
3,000	180
5,000	140

List $1.95
Net $1.17

7,500	115
10,000	100
15,000	80
20,000	70
25,000	63

List $2.20
Net $1.32

30,000	58
40,000	50
50,000	44

List $2.50
Net $1.50

60,000	41
75,000	36

List $2.75
Net $1.65

0.1 meg.	31

200 WATTS Type HO
10½" x 1⅛"

List $2.75
Net $1.65

25	2830
50	2000
100	1414
250	804
500	632
750	515
1,000	447
1,500	365
2,000	316
2,500	283
3,000	258
5,000	200
7,500	163
10,000	141

List $3.30
Net $1.98

15,000	115
20,000	100
25,000	90
30,000	81
40,000	70
50,000	63
60,000	57
75,000	51
0.1 meg.	44

(*) To obtain these higher resistance values, an insulated enameled resistance wire and a special low-power cement coating are used. Therefore, these units are not recommended for use at higher than five watts for the AB type and 10 watts for the DG type.

ADJUSTABLE TYPES

10 WATTS Type ABA
1¾" x 5/16"

List $0.75
Net $0.45

Ohms	Max. m. a.
1	3150
2	2210
3	1830
5	1420
7.5	1150
10	1000
15	820
20	720
25	640
50	440
75	360
100	315
150	260
200	220
250	200
300	175
350	160
400	157
500	140
600	125
750	115
800	112
1,000	100
1,250	99
1,450	83
1,500	82
2,000	71
2,250	67
2,500	63
3,000	57
3,500	53
4,000	50
4,500	47
5,000	45
6,000	41
7,000	37
7,500	36
8,000	35
8,500	34
9,000	33
10,000	31

25 WATTS Type DHA
2½" x 9/16"

List $0.95
Net $0.57

1	5000
3	2850
5	2200
10	1580
15	1290
25	1000
50	710
75	575
100	500
150	400
200	353
250	320

(Continued)

25 WATTS Type DHA
(Continued)

Ohms	Max. m. a
300	289
400	250
500	224
750	182
800	177
1,000	158
1,250	141
1,500	129
2,000	112
2,250	105
2,500	100
3,000	91
3,500	84
4,000	79
5,000	71

List $1.10
Net $0.66

6,000	64
7,500	58
8,000	56
9,000	53
10,000	50
12,000	45
15,000	41

List $1.20
Net $0.72

20,000	35
25,000	32

50 WATTS Type EPA
4½" x ¾"

List $1.50
Net $0.90

5	3165
10	2230
25	1390
50	1000
75	810
100	700
150	550
200	500
250	440
300	375
400	350
500	300
750	250
800	248
1,000	215
1,250	195
1,500	175
2,000	155
2,500	135
3,000	120
4,000	105
5,000	95

List $1.65
Net $0.99

6,000	85
7,500	77
8,000	75

(Continued)

50 WATTS Type EPA
(Continued)

Ohms	Max. m. a.
10,000	66
12,000	63
15,000	56
20,000	48
25,000	43

List $1.90
Net $1.14

30,000	39
40,000	34
50,000	30

List $2.20
Net $1.32

60,000	28
75,000	25
0.1 meg.	21

80 WATTS Type ESA
6½" x ¾"

List $1.95
Net $1.17

5	4000
10	2730
15	2230
25	1730
50	1220
100	865
200	612
250	545
300	500
400	430
500	387
750	316
800	305
1,000	274
1,500	223
2,000	193
2,500	173
3,000	158
3,500	145
4,000	137
5,000	122

List $2.20
Net $1.32

6,000	112
7,500	100
8,000	98
10,000	86
15,000	70
20,000	61
25,000	55

List $2.50
Net $1.50

30,000	50
35,000	47
40,000	43
45,000	41
50,000	39

List $2.75
Net $1.65

60,000	35
80,000	30
0.1 meg.	27

100 WATTS Type HAA
6½" x 1⅛"

List $2.20
Net $1.32

Ohms	Max. m. a.
100	1000
200	710
400	500
500	447
750	365
1,000	315
1,500	250
2,000	220
2,500	200
3,000	180
4,000	155
5,000	140

List $2.50
Net $1.50

6,000	130
7,500	115
8,000	110
10,000	100
15,000	80
20,000	70
25,000	63

List $2.75
Net $1.65

30,000	58
40,000	50
50,000	44

List $3.00
Net $1.80

60,000	41
75,000	36
0.1 meg.	31

200 WATTS Type HOA
10½" x 1⅛"

List $3.30
Net $1.98

100	1414
500	632
1,000	447
1,500	365
2,000	316
2,500	283
3,000	258
5,000	200
10,000	141

List $3.85
Net $2.31

15,000	115
20,000	100
25,000	90
30,000	81
40,000	70
50,000	63
60,000	57
75,000	51
0.1 meg.	44

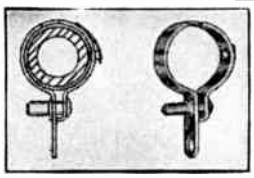

TYPE X ADJUSTABLE BANDS

No more wire damage when the sliding contact band is moved on adjustable resistors. No corrosion at point of contact! The new IRC Type X Positive Pressure Contact Band removes these troubles once and for all. Silver contact button is attached to constant-pressure steel spring.

STANDARD BANDS

Resistor	Band	List	Net
ABA	"A"	$0.10	$0.06
DHA	"D"	0.10	0.06
EPA-ESA	"E"	0.10	0.06
HAA-HOA	"H"	0.15	0.09

TYPE X BANDS

Resistor	Band	List	Net
DHA	"X2"	$0.20	$0.12
EPA-ESA	"X3"	0.20	0.12
HAA-HOA	"X4"	0.25	0.15

(No Type X Band available for ABA)

NET

Copyright by U.C.P., Inc.

RHEOSTATS IRC RESISTORS

ALL-METAL RHEOSTATS



PR-25 (25 Watts) 1 21/32" diam. Depth behind panel, 31/32".
PR-50 (50 Watts) 2 3/8" diam. Depth behind panel, 1 3/8".

Operating temperatures are cut almost in half by the unique, all-metal aluminum construction of these new IRC Rheostats. They dissipate heat more rapidly — give ample safety factor. Ratings based on hottest spot temp. rise of only 140 degrees C. with max. load distributed over entire element. With full load applied to as little as 25% of element, rise is only 160 degrees C. Exclusive IRC Spiral Connector gives positive contact between rotor arm and center terminal.

PR-25—25 Watts				PR-50—50 Watts			
Ohms	Max. m.a.	List Price	Net Price	Ohms	Max. m.a.	List Price	Net Price
0.5	7,000	$4.50	$2.70	0.5	10,000	$5.00	$3.00
1	5,000	4.50	2.70	1	7,070	5.00	3.00
2	3,450	4.00	2.40	2	5,000	5.00	3.00
3	2,880	4.00	2.40	4	3,520	4.50	2.70
6	2,040	4.00	2.40	6	2,880	4.50	2.70
8	1,770	4.00	2.40	8	2,500	4.50	2.70
10	1,580	4.00	2.40	12	2,040	4.50	2.70
15	1,290	4.00	2.40	16	1,770	4.50	2.70
25	1,000	4.00	2.40	22	1,500	4.50	2.70
35	845	4.00	2.40	35	1,190	4.50	2.70
50	709	4.00	2.40	50	1,000	4.50	2.70
75	575	4.00	2.40	80	790	4.50	2.70
100	500	4.00	2.40	125	630	4.50	2.70
125	445	4.00	2.40	150	575	4.50	2.70
175	375	4.00	2.40	225	470	4.50	2.70
250	315	4.00	2.40	300	407	4.50	2.70
350	267	4.00	2.40	500	315	4.50	2.70
500	222	4.00	2.40	800	250	4.75	2.85
750	173	4.00	2.40	1,000	223	4.75	2.85
1,000	155	4.50	2.70	1,600	177	4.75	2.85
1,500	129	4.50	2.70	2,500	140	4.75	2.85
2,500	100	4.50	2.70	3,500	120	5.00	3.00
3,500	84	4.75	2.85	5,000	100	5.00	3.00
5,000	70	4.75	2.85	8,000	79	5.00	3.00
				10,000	70	5.00	3.00

IRC TYPE F RESISTORS

Unexcelled for high frequency work when constant impedance over a wide frequency band is essential.

½ Watt (Type F-½)—50 ohms to 20 meg..... List 17c; **Net 10c**
1 Watt (Type F-1)—100 ohms to 20 meg..... List 20c; **Net 12c**
2 Watts (Type F-2)—50 ohms to 10 meg..... List 30c; **Net 18c**
3 Watts (Type F-3)—100 ohms to 5 meg..... List 30c; **Net 18c**

ULTRA HIGH RANGE Metallized RESISTORS

Available in sizes from 1¾" to 12" long in ranges from 100 meg. to 100,000 meg. Surface leakage problem solved by exclusive Metallized-type element and construction features. Complete description and record o: other sizes on request. Std. tolerance ±10%. Closer tolerances available.

TYPE FH-1	Each	TYPE MG-3	Each
1 13/16" x 11/32"—500 Volts Max.		3" x 11/32"—1,000 Volts Max.	
100, 250 or 500 Meg..	**Net $1.00**	100, 250 or 500 Meg..	**Net $1.15**
1,000 or 5,000 Meg...	**Net 1.50**	1,000 or 5,000 Meg...	**Net 1.65**
10,000 Meg.	**Net 2.00**	10,000 or 20,000 Meg.	**Net 2.15**

NON-INDUCTIVE WIRE WOUNDS

Similar in size, style and construction to IRC fixed type Power Wire Wound Resistors except that interleaved windings in opposite directions result in negligible residual inductance and very low distributed capacity. No reduction in power ratings necessary when using these non-inductive resistors. IRC "Climate-Proof" cement coating.

	List Price	Net Price
50 Watts, Type NEP, 4½" x ¾", with brackets. All popular ranges from 5 ohms to 5,000 ohms.	$3.00	**$1.80**
100 Watts, Type NHA, 6½ x 1⅛", with brackets. All popular ranges from 5 ohms to 5,000 ohms	4.00	**2.40**
200 Watts, Type NHO, 10½" x 1¼", with brackets. 25, 50, 100, 250, 500, 750, 1,000, 1,500, 2,000, 2,500, 3,000 and 5,000 ohms.....	5.00	**3.00**

HIGH FREQUENCY RESISTORS

Power Types

This new type Metallized Resistor is unexcelled as terminating resistor for Rhombic Antenna. Ratings represent maximum allowable dissipation in free air, based on maximum temperature of 140 C.

Type MPO — 800 ohms, 35 watts, 1⅛" diam. x 10½" long, **Net $3.00**

Type MPR — 800 ohms, 100 watts, 2" diam. x 18½" long, **Net $7.50**

Type MPR — 400 ohms, 100 watts, 2" diam. x 18½" long, **Net $7.50**

Type NAB PARASITIC SUPPRESSOR

IRC Type NAB Non-Inductive Wire Wound Resistors are designed for use, one in each grid of audio driver or power amplifier tubes when paralleled, to prevent parasitic oscillations. 10 watts.

Type NAB—50 ohms; list $0.90 each; **Net 54c each**

CENTER TAP INSULATED WIRE WOUNDS

Completely enclosed in molded bakelite and capable of standing high temperatures. Due to high power rating, these resistors may be used in balancing circuits for radio receivers or transmitters. They will carry up to five watts if mounted on chassis using the detachable mounting bracket and heat-dissipating metal strip; or two and one-half watts if mounted in open air. May be mounted anywhere without danger to units from heat or grounding.

Type MW-2J Center Tap Resistors — List Each 35c; Net 21c
DIMENSIONS: Length of molded unit 2". With bracket mounting centers 2½". Six Standard Ranges: 10 ohms; 20 ohms; 50 ohms; 75 ohms; 100 ohms and 200 ohms.

BLEEDER RESISTOR

Type M-1034—25,000 ohms, over-all resistance, tapped at 7,500; 10,000; 12,500 and 15,000 ohms. 18 watts rating attached flat to chassis, 9 watts free air rating. Used as bleeder in any power supply up to 500 volts. Sealed in bakelite and insulated for 1,000 volts to ground. Bracket supplied.

M-1034—IRC Bleeder Resistor; List $1.25; **Net 75c each**

METALLIZED MOTOR RADIO SUPPRESSORS

Constructed without springs, steel wool, rivets or other intermediate parts which might loosen or corrode under intense heat, motor vibration or climatic conditions.

All Types
List, 30c each
Net, 18c each



MCB Elbow Type
MS Spark Plug Type
MC Cable Type
MCA Cable End Type
MD Distributor Type

Copyright by U.C.P., Inc.

ATTENUATORS IRC RESISTORS

IRC Type A-21 ATTENUATORS



Type A-21

Molded Commutator Switching Mechanism

•

4-Finger Beryllium Copper Contact

•

"Silent Spiral" Clock Spring Connector

The IRC Type A-21 Attenuator utilizes a unique molded commutator-type switching mechanism with conducting segments of polished, hard-drawn copper molded in phenolic. This, combined with a multi-finger beryllium copper contact and a flat clock-spring connector, assures an exceptionally low noise level which is maintained in actual service. Either potentiometer or ladder networks are available. Range from 0 to infinity in 21 steps; linear attenuation to 45 DB in 18 steps of 2.5 DB per step, tapering to infinity. Other values available. Standard units supplied with detent, although units without detent are available on special order at same prices. Unit is 2" long by 2" diameter. Dial plate, knob and mounting screws furnished.

STANDARD UNITS SUPPLIED WITH DETENT.

Type	Impedance	Network	Net
A-21L50	50 ohms	Ladder	$7.00
A-21L200	200 ohms	Ladder	7.00
A-21L250	250 ohms	Ladder	7.00
A-21L500	500 ohms	Ladder	7.00
A-21-250M	250,000 ohms	Potent	6.75

IRC Type B-31 ATTENUATORS

Type B-31

Bridged T Network with Zero Insertion Loss

•

Flat Frequency Characteristic over Entire Audio Range

•

Unusually Low Noise Level Maintained in Service

The IRC Type B-31 Attenuator employs spiral clock-spring connectors in each arm of the bridged "T" to eliminate wiping contacts and assure a maintained low noise level in service. Standard 30-step attenuation is linear for 24 steps; 1.5 DB per step up to 36 DB; tapering off to 65 DB on next to last, and to infinity on last step. Other values on special order. Bridged "T" circuit has constant impedance looking "in" and "out". The frequency response is substantially flat over the entire audio range. Supplied with or without detent. IRC Insulated Resistors are used for their inherent characteristics of stability and low noise level. 2" long x 2 13/16" diameter. Dial plate, knob and mounting screws furnished.

STANDARD UNITS SUPPLIED WITH DETENT.

Type	Impedance	Network	Net
B-31T50	50 ohms	Bridged T	$17.50
B-31T200	200 ohms	Bridged T	17.50
B-31T250	250 ohms	Bridged T	17.50
B-31T500	500 ohms	Bridged T	17.50

PRECISION WIRE WOUND RESISTORS

IRC Precision Wire Wound Resistors are scientifically designed and constructed of highest quality materials to combine the utmost in accuracy with dependability. Winding forms are of a nonhygroscopic ceramic having high insulation qualities, high mechanical strength and low coefficient of expansion. Because of the special sectional construction which permits the winding of adjacent sections in opposite directions, a noninductive winding is made possible. This insures constant resistance at all frequencies up to 50,000 cycles.

Types WW-4
9/16" x 1"
WW-5
3/8" x 1 1/4"

These units are used by the leading instrument manufacturers for dependable precision meter multipliers and shunts, decade boxes and calibrated gain controls. 1% accuracy is standard. Closer tolerances available at slightly higher prices as follows: for ½% tolerance, add 10%; for ¼% accuracy, add 15%; and for 1/10 of 1%, add 25% to list prices.

Types WW-1
9/16" x 2 1/8"
WW-2
7/8" x 2-15/16"

	WW-4 List	WW-4 Net	WW-1 List	WW-1 Net
0.1; 0.5; 1; 10; 25; 50; 100; 200; 250; 300 and 500 ohms	$0.85	$0.51	$1.15	$0.69
1,000; 1,500 and 2,000 ohms	.90	.54	1.15	.69
2,500 ohms	.90	.54	1.25	.75
4,000; 5,000; 7,500 and 10,000 ohms	1.00	.60	1.25	.75
12,500 and 15,000 ohms	1.10	.66	1.35	.81
20,000; 22,500; 25,000; 30,000; 40,000 and 50,000 ohms	1.35	.81	1.60	.96
60,000 and 75,000 ohms	1.60	.96	1.90	1.14
0.1 meg.	1.85	1.11	2.10	1.26
0.125 meg.	2.10	1.26	2.40	1.44
0.15; 0.175 and 0.2 meg.	2.35	1.41	2.65	1.59
0.225 and 0.25 meg.	2.60	1.56	2.90	1.74
0.3 meg	2.85	1.71	3.15	1.89
0.4 meg	3.00	1.80	3.15	1.89
0.5 meg	3.40	2.04	3.65	2.19
	WW-5		**WW-2**	
0.6 meg	4.25	2.55	4.25	2.55
0.75 meg	4.50	2.70	4.50	2.70
0.9 meg	4.75	2.85	4.75	2.85
1.0 meg	5.25	3.15	5.25	3.15
1.5 meg			7.50	4.50
2.0 meg			10.00	6.00
2.5 meg			12.50	7.50

For list prices of odd ranges not shown, use same price as given for next higher range. Type WW-3 (9/16" x 9/16") with wire leads or lug terminals obtainable on special order at same price as WW-4. Made in all ranges from 1 ohm to 0.15 meg. WW-4 and WW-5 with wire lead terminals instead of lugs are available on special order at no increase in cost.

Special Precision Resistor Types

In addition to those listed here, IRC offers a complete line of 14 Precision Resistor types in sizes, shapes and terminals for every need. See IRC General Catalog No. 48.

L- and T-PAD ATTENUATORS

By the use of special tapers and connections, the well-known IRC Type "CS" Dual and Triple Controls are now available as L-Pad and T-Pad Attenuators. Because of the extremely low noise level of these units resulting from the Silent Spiral Connector, the 5-Finger Silent Element Contactor and other IRC features, they are specially adapted to controlling low level input circuits in inexpensive sound equipment of all kinds.

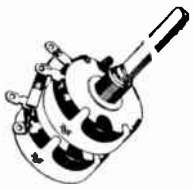

L-Pads (dual)

Type J-1088 ..... 50 ohms*
Type J-1089 .....200 " *
Type J-1090 .....250 " *
Type J-976 .....500 "
List Price $2.50, **Net $1.50**

T-PADS (triple)

Type J-1091 ..... 50 ohms*
Type J-1092 .....200 " *
Type J-1093 .....250 " *
Type J-977 .....500 "
List Price $3.50, **Net $2.10**

* These controls are Wire Wound.

NET

Copyright by U.C.P., Inc.

ERIE RESISTOR CORP.

INSULATED RESISTORS

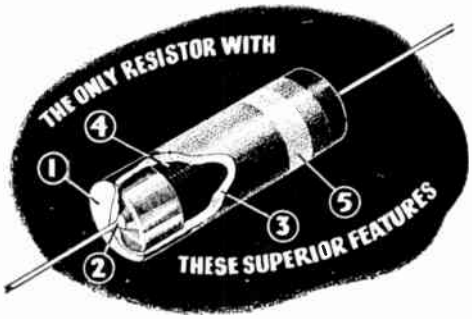

1. 100% sealed with cement that bonds to the ceramic shell, terminal wire and metal cap.
2. Impossible to loosen tinned-copper terminal wires from resistance unit by longitudinal pull or side thrust.
3. Pre-formed ceramic shell that will withstand 3,000 volts A.C. without breakdown, insures positive, uniform insulation.
4. Electrical characteristics of unit, uniformly good without the cement-seal at ends, now better than ever.
5. Color bands painted on white shell do not lose their brilliance; are easy to read under all types of artificial illumination.

Erie Insulated Resistors have the same excellent operating characteristics of the famous Non-Insulated Erie Resistors described at the right. They may be used for replacing any type ¼, ½ or 1 watt unit and because they are completely insulated, they can be placed anywhere in the set chassis without danger of shorts or grounds. The many Erie Insulated Resistor exclusive features are covered by U. S. Pat. 2,046,922 and other patents granted and pending.

½ Watt Insulated Resistor

Size ..... .215" x $\frac{7}{16}$"

Supplied in all standard ranges from 2 Ohms to 3.0 Megohms.

List Price, Type 504 ..... each 17c

1 Watt Insulated Resistor

Size ..... .282" x ¾"

Supplied in all standard ranges from 50 Ohms to 5.0 Megohms.

List Price, Type 518 ..... each 20c

SOLID MOLDED CARBON RESISTORS



Erie Resistors are the result of careful and painstaking manufacturing methods. Modern automatic production equipment, much of which has been designed by Erie engineers, gives rigid control throughout manufacturing processes. Production samples are taken every day at random for laboratory tests on performance and every Erie Resistor is triple tested for resistance value before leaving the factory. Exhaustive laboratory tests show conclusively that out of seven competitive types of resistors only Erie Resistors give all-round balanced performance on standard operating tests. That's why you can be certain that when Erie Resistors are used for replacement, the set will operate satisfactorily and the customer will be satisfied. These resistors are identical with the millions that are sold to set manufacturers every year for original equipment. Erie Resistors are furnished color-coded according to the standards of the Radio Manufacturers Association.

RATING	TYPE NO.	SIZE	RANGES	LIST PRICE
4 WATT	507	$\frac{9}{16}$"x2½"	50 Ohms to 5 Megohms	30c ea.
2 WATT	502	¼"x1¾"	100 Ohms to 10 Megohms	20c ea.
1 WATT	500	$\frac{3}{16}$"x$\frac{11}{16}$"	50 Ohms to 5 Megohms	19c ea.
½ WATT	523	.143"x⅜"	10 Ohms to 3 Megohms	17c ea.

Copyright by U. C. P., Inc.

ERIE RESISTOR CORP.

ERIE INSULATED RESISTORS give Dependable, Balanced Operation

LOAD: After 2,000 hours 1.50% change in resistance at rated load; less than 2.50% change in resistance at 100% overload. ½ watt Erie Insulated Resistor will safely carry a 1 watt load.

HUMIDITY: Less than 4% change in resistance value after being subject to 90% relative humidity at 40° C. for 1,000 hours.

VOLTAGE COEFFICIENT: 1,000 ohm ½ watt Erie Insulated Resistor drops but .002% per volt; a 10,000 ohm unit changes only .0041% per volt; a 100,000 ohm resistor drops .0076% per volt and a 1 megohm unit .011% per volt.

MECHANICAL STRENGTH: Erie Insulated Resistors will withstand a longitudinal pull of 32 pounds without fracture. This is more than adequate to prevent open-circuiting either during or after installation.

Every Service-Man should have this Compact, Handy Chest

Just the thing you want to keep your Erie Resistors in. The new Erie Resistor cabinet measures only 10½ inches high, 5 inches wide by 5¼ inches deep. It has eight deep, roomy drawers that are specially designed for holding Erie Resistors. Attractively finished in silver and black, with handy information on color code and chart for determining proper resistor to use under any set of conditions encountered in servicing sets.

This handsome chest is supplied absolutely free with 70 ¼ or ½ watt Erie Insulated Resistors in the most popular ranges.



Get Yours Now
IT'S FREE!

This handy silver Erie Resistor Chest is supplied absolutely free with your order of 70 ½-watt or ¼-watt Erie Insulated Resistors in popular fast-moving ranges. Get yours now.

ERIE SUPPRESSORS

for eliminating ignition noise in auto radios

Erie Supressors effectively eliminate ignition noise in auto radios without appreciably affecting motor operation because their unusual efficiency does not require the use of extremely high resistance values. After 50,000 miles of use, Erie Suppressors change less than 1% in resistance value. The solid molded carbon resistance element is sealed in a vibration-proof bakelite housing Erie Suppressors are approved by over 34 automobile manufacturers. They are made in several standard types which are designed to fit every suppression installation.

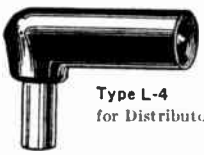

Type L-4
for Distributors

Type L-4—Angle Type Spark Plug Suppressor that has proven very popular. Not necessary to splice ignition cable. For Buick cars, order Modified Angle Suppressor Type L-1.

Type D-7 for Distributors

Type D-7—For distributors. Designed by an automotive engineer for maximum efficiency. Has sturdy pressure fitting on distributor end. Gives added protection against moisture. Fits most cars. Type D-8 has protective moulded skirt that covers distributor head cable terminal.



Type L-2
For Spark Plug

Type L-2—Same as Type L-4 but with shorter metal insert.

Type S-5 for Distributors

Type S-5—For distributors. For use when splicing cable. Has screw terminal both ends.

LIST PRICE, ALL TYPES, 30c EACH

Copyright by U. C. P., Inc.

utah VITREOUS ENAMELED RESISTORS

UTAH Vitreous Enameled Resistors are perfectly protected against corrosion from salt spray, moisture, acids and alkalis, as their coating is genuine Vitreous Enamel, applied by a wet process, then fired in a furnace at a high temperature which fuses it into a hard glassy enamel which adheres permanently to the rugged porcelain tube core, resistance wire and terminals. To be doubly protected, all Utah Vitreous Enameled Resistors receive two generous coats, each of which is separately fired.

Utah terminals cannot tear loose, being securely eyeleted around the tube. Resistance wire joined to terminal on opposite side of tube from lug, so severe bending of soldering lugs cannot break the wire.

See reverse side for Adjustable Types.

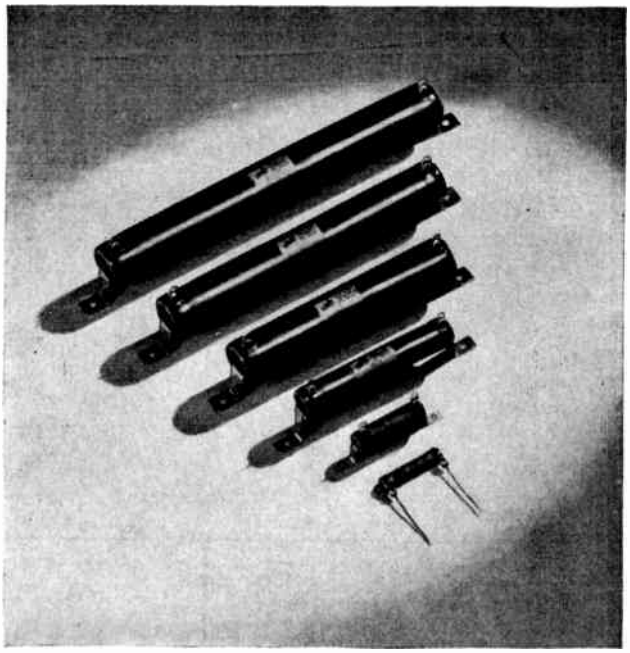

10 WATT SIZES Type CC

RATING: 10 Watts up to 2000 ohms in free air. Higher resistance units rated as listed in table. 1¾" long, ⅜" overall diameter. Has 1½" long No. 18 Ga. tinned wire pigtail leads.

Ohms	Max. Current in Mils	Max. Voltage	List Price	Net Price	Ohms	Max. Current in Mils	Max. Voltage	List Price	Net Price
1	3,150	3	$0.40	$0.24	2,500	61	154	$0.40	$0.24
2	2,230	4.4	.40	.24	3,000	56	169	.40	.24
3	1,825	5.4	.40	.24	3,500	51	179	.40	.24
4	1,580	6.3	.40	.24	4,000	47	190	.40	.24
5	1,415	7	.40	.24	4,500	44	197	.40	.24
10	1,000	10	.40	.24	5,000	40	200	.40	.24
15	815	12	.40	.24	6,000	36	219	.40	.24
25	630	15	.40	.24	7,000	33	230	.40	.24
35	535	18	.40	.24	7,500	32	245	.40	.24
50	447	22	.40	.24	8,000	31	248	.40	.24
75	365	27	.40	.24	8,500	30	245	.40	.24
100	315	31	.40	.24	10,000	24	245	.40	.24
150	258	38	.40	.24	11,000	22	242	.40	.24
200	223	44	.40	.24	12,000	20	245	.40	.24
250	200	50	.40	.24	12,500	20	250	.40	.24
300	182	54	.40	.24	13,500	19	256	.40	.24
350	169	59	.40	.24	14,300	18	258	.40	.24
400	158	63	.40	.24	15,000	18	274	.40	.24
450	149	67	.40	.24	16,000	17	272	.40	.24
500	141	70	.40	.24	17,500	17	298	.40	.24
600	129	77	.40	.24	18,000	16	288	.40	.24
750	115	86	.40	.24	20,000	15	316	.40	.24
800	111	88	.40	.24	22,500	15	338	.40	.24
900	105	94	.40	.24	25,000	14	354	.40	.24
1,000	100	100	.40	.24	30,000	8	240	.40	.24
1,250	89	111	.40	.24	35,000	7	245	.40	.24
1,500	79	119	.40	.24	40,000	7	280	.40	.24
1,750	74	130	.40	.24	50,000	6	300	.40	.24
2,000	69	138	.40	.24					

20 WATT SIZES—Type EE

RATING: 20 Watts up to 10,000 ohms in free air. Higher resistance units rated as listed in table. 2" long, 5/16" overall diameter, 5/16" inside diameter. Supplied with mounting brackets, 2¾" mounting centers. Has soldering lug terminals.

5	2,000	10	$0.65	$0.39	2,500	80	223	$0.65	$0.39
10	1,415	14	.65	.39	2,750	85	234	.65	.39
25	895	22	.65	.39	3,000	81	245	.65	.39
50	633	31	.65	.39	3,500	75	264	.65	.39
75	517	38	.65	.39	4,000	70	283	.65	.39
100	448	44	.65	.39	4,500	66	300	.65	.39
150	365	54	.65	.39	5,000	63	316	.65	.39
200	316	63	.65	.39	6,000	57	346	.65	.39
250	283	70	.65	.39	7,000	53	374	.65	.39
300	258	77	.65	.39	7,500	51	387	.65	.39
350	239	83	.65	.39	8,000	50	400	.65	.39
400	223	89	.65	.39	10,000	43	436	.65	.39
500	200	100	.65	.39	12,500	39	488	.65	.39
650	175	114	.65	.39	15,000	34	520	.65	.39
700	169	118	.65	.39	20,000	27	565	.75	.45
750	163	122	.65	.39	25,000	25	630	.75	.45
800	158	126	.65	.39	30,000	21	635	.75	.45
850	153	130	.65	.39	35,000	18	648	.75	.45
1,000	141	141	.65	.39	40,000	17	694	.75	.45
1,200	129	155	.65	.39	50,000	11	550	.75	.45
1,500	115	173	.65	.39	60,000	8	490	1.00	.60
1,750	107	187	.65	.39	75,000	7	547	1.00	.60
2,000	100	200	.65	.39	85,000	6.5	583	1.00	.60
2,250	94	212	.65	.39	100,000	6	633	1.00	.60

50 WATT SIZES—Type KK

RATING: 50 Watts up to 20,000 ohms in free air. Higher resistance units rated as listed in table. 4½" long, 11/16" overall diameter, ½" inside diameter. Supplied with mounting brackets, 5⅜" mounting centers. Has soldering lug terminals.

5	3,160	15	$1.10	$0.66	5,000	100	500	$1.10	$0.66
10	2,240	22	1.10	.66	7,500	81	600	1.25	.75
25	1,420	35	1.10	.66	8,000	79	632	1.25	.75
50	1,000	50	1.10	.66	10,000	70	700	1.25	.75
75	815	61	1.10	.66	12,000	64	768	1.25	.75
100	707	70	1.10	.66	15,000	57	850	1.25	.75
150	577	86	1.10	.66	20,000	48	960	1.25	.75
200	500	100	1.10	.66	25,000	43	1,070	1.25	.75
250	447	110	1.10	.66	35,000	33	1,150	1.45	.87
500	316	158	1.10	.66	50,000	25	1,250	1.45	.87
750	258	193	1.10	.66	75,000	16	1,200	1.45	.87
800	250	200	1.10	.66	100,000	12	1,200	1.45	.87
1,000	224	224	1.10	.66	125,000	11	1,375	2.00	1.20
1,500	183	274	1.10	.65	150,000	9	1,350	2.25	1.35
2,000	158	316	1.10	.66	175,000	7	1,225	2.25	1.35
2,500	142	354	1.10	.66	200,000	7	1,400	2.50	1.50
3,000	129	387	1.10	.66	250,000	6	1,500	2.75	1.65
4,000	112	448	1.10	.66					

100 WATT SIZES—Type NN

RATING: 100 Watts up to 20,000 ohms in free air. Higher resistance units rated as listed in table. 6½" long, 1¼" overall diameter, ¾" inside diameter. Supplied with mounting brackets, 7⅜" mounting centers. Has soldering lug terminals.

Ohms	Max. Current in Mils	Max. Voltage	List Price	Net Price	Ohms	Max. Current in Mils	Max. Voltage	List Price	Net Price
5	4,470	23	$1.50	$0.90	2,500	200	500	1.50	.90
10	3,160	31	1.50	.90	3,000	182	545	1.50	.90
25	2,000	50	1.50	.90	5,000	141	700	1.50	.90
50	1,414	70	1.50	.90	7,500	115	860	1.75	1.05
75	1,155	85	1.50	.90	10,000	100	1,000	1.75	1.05
100	1,000	100	1.50	.90	15,000	81	1,200	1.75	1.05
150	815	120	1.50	.90	20,000	70	1,400	1.75	1.05
250	632	155	1.50	.90	25,000	56	1,400	1.75	1.05
500	447	220	1.50	.90	30,000	51	1,500	2.00	1.20
750	365	275	1.50	.90	40,000	38	1,520	2.00	1.20
1,000	316	315	1.50	.90	50,000	28	1,400	2.00	1.20
1,500	258	385	1.50	.90	75,000	16	1,200	2.25	1.35
2,000	223	445	1.50	.90	100,000	14	1,400	2.50	1.50

160 WATT SIZES—Type PP

RATING: 160 Watts up to 25,000 ohms in free air. Higher resistance units rated as listed in table. 8½" long, 1¼" overall diameter, ¾" inside diameter. Supplied with mounting brackets, 9⅜" mounting centers. Has soldering lug terminals.

5	5,660	33	$2.00	$1.20	2,500	253	632	$2.00	$1.20
10	4,000	40	2.00	1.20	3,000	231	692	2.00	1.20
25	2,530	63	2.00	1.20	5,000	179	895	2.00	1.20
50	1,788	89	2.00	1.20	7,500	146	1,090	2.00	1.20
75	1,460	108	2.00	1.20	10,000	126	1,260	2.00	1.20
100	1,266	126	2.00	1.20	15,000	103	1,545	2.40	1.44
150	1,035	150	2.00	1.20	20,000	89	1,780	2.40	1.44
250	800	200	2.00	1.20	25,000	80	2,000	2.40	1.44
500	566	282	2.00	1.20	30,000	73	2,190	2.40	1.44
780	462	346	2.00	1.20	40,000	55	2,200	2.40	1.44
1,000	400	400	2.00	1.20	50,000	43	2,150	2.40	1.44
1,500	328	490	2.00	1.20	75,000	27	2,020	2.70	1.62
2,000	283	566	2.00	1.20	100,000	18	1,800	2.70	1.62

200 WATT SIZES—Type UU

RATING: 200 Watts up to 30,000 ohms in free air. Higher resistance units rated as listed in table. 10½" long, 1¼" overall diameter, ¾" inside diameter. Supplied with mounting brackets, 11⅜" mounting centers. Has soldering lug terminals.

5	6,310	31	$2.50	$1.50	2,500	283	605	$2.50	$1.50
10	4,470	44	2.50	1.50	3,000	258	770	2.50	1.50
25	2,830	70	2.50	1.50	5,000	200	1,000	2.50	1.50
50	2,000	100	2.50	1.50	7,500	163	1,200	2.50	1.50
75	1,635	120	2.50	1.50	10,000	141	1,400	2.50	1.50
100	1,414	140	2.50	1.50	15,000	115	1,725	3.00	1.80
150	1,150	170	2.50	1.50	20,000	100	2,000	3.00	1.80
250	894	220	2.50	1.50	25,000	89	2,200	3.00	1.80
500	632	315	2.50	1.50	30,000	81	2,400	3.00	1.80
750	515	385	2.50	1.50	40,000	63	2,500	3.00	1.80
1,000	447	447	2.50	1.50	50,000	49	2,450	3.00	1.80
1,500	364	545	2.50	1.50	75,000	30	2,200	3.00	1.80
2,000	316	630	2.50	1.50	100,000	20	2,000	3.00	1.80

Copyright by U. C. P., Inc.

utah ADJUSTABLE VITREOUS ENAMEL RESISTORS



UTAH Adjustable Types have all the dependable features of the fixed units described on the reverse side; and in addition, the turns of the resistance wire are exposed in a narrow strip to make contact with the adjustable terminal band. Even in this partly exposed area, the wires are protected and anchored from shifting by an enamel which lies between the turns. The cadmium-plated steel adjustable terminal can be set at any desired value along the resistor, and clamped in place with a screw and nut. The wattage which may be safely dissipated at fractional settings is proportional to the effective length of the section being used. Thus an adjustable resistor rated at 50 watts overall, may safely take 25 watts over half of the winding.

10 WATT SIZES—Type CCX

RATING: 10 Watts up to 2000 ohms in free air, entire element. Higher resistance units rated as listed in table. 1¾" long, ⅜" overall diameter. Equipped with tinned lug type terminals at each end and one adjustable terminal.

Ohms	Max. Current in Mills	Max. Voltage	List Price	Net Price
10	1,000	10	$0.60	$0.36
25	630	15	.60	.36
50	447	22	.60	.36
100	315	31	.60	.36
250	200	50	.60	.36
500	141	70	.60	.36
750	115	86	.60	.36
1,000	100	100	.60	.36
1,500	79	119	.60	.36
2,500	61	154	.60	.36
4,000	47	190	.60	.36
5,000	40	200	.60	.36
7,500	32	245	.60	.36
10,000	24	245	.60	.36

20 WATT SIZES—Type EEX

RATING: 20 Watts up to 10,000 ohms in free air, entire element. Higher resistance units rated as listed in table. 2" long 5/16" overall diameter, 5/16" inside diameter. Supplied with mounting brackets, 2¾" mounting centers and one adjustable terminal. Has soldering lug terminals.

Ohms	Max. Current in Mills	Max. Voltage	List Price	Net Price
10	1,415	14	$0.85	$0.51
25	895	22	.85	.51
50	633	31	.85	.51
100	448	44	.85	.51
250	283	70	.85	.51
500	200	100	.85	.51
750	163	122	.85	.51
1,000	141	141	.85	.51
1,500	115	173	.85	.51
2,500	89	223	.85	.51
4,000	70	283	.85	.51
5,000	63	316	.85	.51
7,500	51	387	.95	.57
10,000	43	436	.95	.57
15,000	34	520	.95	.57
25,000	25	630	1.10	.66

50 WATT SIZES—Type KKX

RATING: 50 Watts up to 20,000 ohms in free air, entire element. Higher resistance units rated as listed in table. 4½" long, ⅜" overall diameter, ½" inside diameter. Supplied with mounting brackets, 5⅜" mounting centers, and one adjustable terminal. Has soldering lug terminals.

Ohms	Max. Current in Mills	Max. Voltage	List Price	Net Price
10	2,240	22	$1.35	$0.81
25	1,420	35	1.35	.81
50	1,000	50	1.35	.81
100	707	70	1.35	.81
250	447	110	1.35	.81
500	316	158	1.35	.81
750	258	193	1.35	.81
1,000	224	224	1.35	.81
1,500	183	274	1.35	.81
2,500	142	354	1.35	.81
4,000	112	448	1.35	.81
5,000	100	500	1.35	.81
7,500	81	600	1.50	.90
10,000	70	700	1.50	.90
15,000	57	850	1.50	.90
25,000	43	1,070	1.50	.90
40,000	35	1,400	1.70	1.02
50,000	25	1,250	1.70	1.02
75,000	15	1,200	2.00	1.20
100,000	12	1,200	2.00	1.20

100 WATT SIZES—Type NNX

RATING: 100 Watts up to 20,000 ohms in free air, entire element. Higher resistance units rated as listed in table. 6½" long, 1¼" overall diameter, ¾" inside diameter. Supplied with mounting brackets, 7⅜" mounting centers, and one adjustable terminal. Has soldering lug terminals.

Ohms	Max. Current in Mills	Max. Voltage	List Price	Net Price
25	2,000	50	$2.00	$1.20
50	1,414	70	2.00	1.20
100	1,000	100	2.00	1.20
500	447	220	2.00	1.20
1,000	316	315	2.00	1.20
2,500	200	500	2.00	1.20
5,000	141	700	2.00	1.35
10,000	100	1,000	2.25	1.35
15,000	81	1,200	2.25	1.35
20,000	70	1,400	2.25	1.35
25,000	56	1,400	2.25	1.35
40,000	38	1,520	2.50	1.50
50,000	28	1,400	2.50	1.50
75,000	16	1,200	2.75	1.65
100,000	14	1,400	2.75	1.65

160 WATT SIZES—Type PPX

RATING: 160 Watts up to 25,000 ohms in free air, entire element. Higher resistance units rated at listed in table. 8½" long, 1¼" overall diameter, ¾" inside diameter. Supplied with mounting brackets, 9⅜" mounting centers, and one adjustable terminal. Has soldering lug terminals.

Ohms	Max. Current in Mills	Max. Voltage	List Price	Net Price
25	2,530	63	$2.50	$1.50
50	1,788	89	2.50	1.50
100	1,266	126	2.50	1.50
500	566	282	2.50	1.50
1,000	400	400	2.50	1.50
2,500	253	632	2.50	1.50
5,000	179	895	2.50	1.50
10,000	126	1,260	2.50	1.50
15,000	103	1,545	2.90	1.74
20,000	89	1,780	2.90	1.74
25,000	80	2,000	2.90	1.74
40,000	55	2,200	2.90	1.74
50,000	43	2,150	2.90	1.74
75,000	27	2,020	3.25	1.95
100,000	18	1,800	3.25	1.95

200 WATT SIZES—Type UUX

RATING: 200 Watts up to 30,000 ohms in free air, entire element. Higher resistance units rated as listed in table. 10½" long, 1¼" overall diameter, ¾" inside diameter. Supplied with mounting brackets, 11⅜" mounting centers, and one adjustable terminal. Has soldering lug terminals.

Ohms	Max. Current in Mills	Max. Voltage	List Price	Net Price
25	2,830	70	$3.00	$1.80
50	2,000	100	3.00	1.80
100	1,414	140	3.00	1.80
500	632	315	3.00	1.80
1,000	447	447	3.00	1.80
2,500	283	705	3.00	1.80
5,000	200	1,000	3.00	1.80
10,000	141	1,400	3.00	1.80
15,000	115	1,725	3.50	2.10
20,000	100	2,000	3.50	2.10
25,000	89	2,200	3.50	2.10
40,000	63	2,500	3.50	2.10
50,000	49	2,450	3.50	2.10
75,000	30	2,200	3.50	2.10
100,000	20	2,200	3.50	2.10

EXTRA ADJUSTABLE TERMINALS

	List	Net
Type C–For model CCX	$0.10	$0.06
Type E–For model EEX	.10	.06
Type K–For model KKX	.10	.06
Type NPU–For models NNX-PPX-UUX....	.10	.06

Copyright by U. C. P., Inc.

LECTROHM Vitreous Enameled RESISTORS

Quality—Accuracy—Dependability—Long Life

WIRE WOUND FIXED TYPES

LECTROHM Resistors are manufactured from the highest quality materials obtainable and are rated according to R.M.A. standards. LECTROHM Resistors are rugged—dependable — accurate — quality merchandise that will give long trouble-free service.
(Mounting brackets furnished with 20, 50, 80, 100, 160 and 200 watt units.)



5-WATT

DIMENSIONS.....¼" x 5/32" x 1¼"
TERMINALS.....Pig Tail
MAXIMUM RESISTANCE.....10,000 ohms
No Mounting Brackets

Res. Ohms	Max. M.A.	List Price	Res. Ohms	Max. M.A.	List Price
1	2240	$0.30	300	129	$0.30
2	1580	.30	350	119	.30
3	1290	.30	400	111	.30
4	1110	.30	500	100	.30
5	1000	.30	600	91	.30
10	707	.30	700	84	.30
15	575	.30	750	81	.30
20	500	.30	800	79	.30
25	447	.30	900	74	.30
30	408	.30	1000	70	.30
35	374	.30	1100	64	.30
40	346	.30	1200	60	.30
50	316	.30	1250	59	.30
75	258	.30	1500	54	.30
100	222	.30	1750	50	.30
125	200	.30	2000	44	.30
150	182	.30	2500	40	.30
200	158	.30	3000	36	.30
225	149	.30	4000	31	.30
250	141	.30	5000	28	.30

10-WATT

DIMENSIONS.....5/16" x 5/32" 1¾"
TERMINALS.....Pig Tail
MAXIMUM RESISTANCE.....50,000 ohms
No Mounting Brackets

Res. Ohms	Max. M.A.	List Price	Res. Ohms	Max. M.A.	List Price
1	3150	$0.35	1500	79	$0.35
2	230	.35	1750	74	.35
[illegible]	1825	.35	2000	69	.35
5	1415	.35	2250	64	.35
7.5	1155	.35	2500	61	.35
10	1000	.35	3000	56	.35
15	815	.35	3500	51	.35
20	707	.35	4000	47	.35
25	630	.35	4500	44	.35
50	447	.35	5000	40	.35
75	365	.35	6000	36	.35
100	315	.35	7000	33	.35
150	258	.35	7500	32	.35
200	223	.35	8000	31	.35
250	200	.35	8500	30	.35
300	182	.35	10000	24	.35
350	169	.35	12000	20	.35
400	158	.35	12500	20	.35
500	141	.35	15000	18	.35
600	129	.35	17500	17	.35
700	119	.35	18000	16	.35
750	115	.35	20000	15	.35
800	111	.35	22500	15	.35
900	105	.35	25000	14	.35
1000	100	.35	30000	8	.35
1200	91	.35	40000	7	.35
1250	89	.35	45000	6	.35
			50000	6	.35

LECTROHM R. F. PLATE CHOKES

(1000 Milliamps.)

Amateur Band Meters	Micro-Henries	D C Ohms	Length overall	Diameter	List Price
5	5.4	0.85	1¾"	5/16"	$0.25
10 and 20	35	2	3"	11/16"	.65
20 and 40	95	5	6"	11/16"	1.10
20, 40, 80 and 160	220	9	6½"	⅞"	1.50

20-WATT

DIMENSIONS.....½" x 5/16" x 2"
TERMINALS.....Solder Lug
MAXIMUM RESISTANCE.....100,000 ohms
MOUNTING BRACKET.....Centers 2⅞"

Res. Ohms	Max. M.A.	List Price	Res. Ohms	Max. M.A.	List Price
5	2000	$0.55	3000	81	$0.55
10	1414	.55	4000	70	.55
15	1153	.55	5000	63	.55
20	1000	.55	6000	57	.55
25	894	.55	7000	53	.55
40	707	.55	7500	51	.55
50	633	.55	8000	50	.55
60	574	.55	10000	43	.55
75	517	.55	12500	39	.55
100	448	.55	15000	30	.55
125	400	.55	20000	24	.65
150	365	.55	25000	21	.65
200	316	.55	30000	21	.65
250	283	.55	35000	18	.65
300	258	.55	40000	17	.65
350	238	.55	45000	13	.65
400	223	.55	50000	11	.65
500	200	.55	55000	11	.80
600	182	.55	60000	10	.80
700	169	.55	65000	10	.80
750	163	.55	70000	9	.80
800	158	.55	75000	9	.80
1000	141	.55	80000	8	.80
1100	134	.55	85000	7	.80
1250	126	.55	90000	6.5	.80
1500	115	.55	95000	6	.80
2000	100	.55	100000	6	.80
2500	89	.55			

50-WATT

DIMENSIONS.....[illegible]" x ½" x 4½"
TERMINALS.....Solder Lugs
MAXIMUM RESISTANCE.....100,000 ohms
MOUNTING BRACKET.....Center: 5½"

Res. Ohms	Max. M.A.	List Price	Res. Ohms	Max. M.A.	List Price
5	3165	$1.00	6000	85	$1.20
10	2230	1.00	7000	78	1.20
25	1390	1.00	7500	77	1.20
50	1000	1.00	8000	75	1.20
100	700	1.00	10000	66	1.20
200	500	1.00	12000	63	1.20
250	440	1.00	12500	60	1.20
500	300	1.00	15000	56	1.20
750	250	1.00	20000	48	1.20
1000	215	1.00	25000	43	1.20
1500	175	1.00	30000	39	1.35
2000	155	1.00	40000	34	1.35
2500	135	1.00	50000	30	1.35
3000	120	1.00	60000	28	1.45
4000	105	1.00	75000	25	1.45
5000	95	1.00	100000	21	1.45

80-WATT

DIMENSIONS.....¾" x ½" x 6½"
TERMINALS.....Solder Lugs
MAXIMUM RESISTANCE.....75,000 ohms
MOUNTING BRACKET.....Centers 7½"

Res. Ohms	Max. M.A.	List Price	Res. Ohms	Max. M.A.	List Price
5	4000	$1.15	1000	274	$1.15
10	2730	1.15	1500	223	1.15
25	1730	1.15	2000	193	1.15
50	1220	1.15	2500	173	1.15
100	865	1.15	3000	158	1.15
200	612	1.15	4000	137	1.15
250	545	1.15	5000	122	1.15
500	387	1.15	6000	112	1.30
750	316	1.15	7500	100	1.30

80-WATT (Con.)

8000	98	$1.30	40000	43	$1.50
10000	86	1.30	50000	39	1.50
15000	70	1.30	60000	35	1.75
20000	61	1.30	75000	31	1.75
25000	55	1.30	100000	27	1.75
30000	50	1.50			

100-WATT

DIMENSIONS.....1⅛" x ¾" x [illegible]"
TERMINALS.....Solde[illegible]
MAXIMUM RESISTANCE.....100,000 ohms
MOUNTING BRACKET.....Centers 7½"

Res. Ohms	Max. M.A.	List Price	Res. Ohms	Max. M.A.	List Price
25	2000	$1.40	3000	180	$1.40
50	1414	1.40	5000	140	1.40
75	1155	1.40	7500	115	1.60
100	1000	1.40	10000	100	1.60
150	815	1.40	15000	80	1.60
250	632	1.40	20000	70	1.60
500	447	1.40	25000	63	1.60
750	365	1.40	30000	58	1.75
1000	315	1.40	40000	50	1.75
1250	280	1.40	50000	44	1.75
1500	250	1.40	60000	41	2.00
2000	220	1.40	75000	36	2.00
2500	200	1.40	100000	31	2.25

160-WATT

DIMENSIONS.....1⅛" ¾" x 8½"
TERMINALS.....Solder Lugs
MAXIMUM RESISTANCE.....100,000 ohms
MOUNTING BRACKET.....Centers 9½"

Res. Ohms	Max. M.A.	List Price	Res. Ohms	Max. M.A.	List Price
5	5660	$1.75	4500	185	$1.75
10	4000	1.75	5000	180	1.75
25	2530	1.75	7500	145	1.75
50	1788	1.75	10000	125	1.75
75	1460	1.75	15000	105	2.00
100	1260	1.75	20000	90	2.00
200	900	1.75	25000	80	2.00
500	570	1.75	30000	67	2.00
1000	400	1.75	35000	7	2.00
1500	330	1.75	40000	50	2.00
2000	280	1.75	50000	40	2.00
2500	250	1.75	60000	33	2.50
3000	230	1.75	70000	28	2.50
3500	215	1.75	80000	25	2.50
4000	200	1.75	100000	20	2.50

200-WATT

DIMENSIONS.....1⅛" x ¾" x 10½"
TERMINALS.....Solder Lugs
MAXIMUM RESISTANCE.....100,000 ohms
MOUNTING BRACKET.....Centers 11½"

Res. Ohms	Max. M.A.	List Price	Res. Ohms	Max. M.A.	List Price
5	6310	$2.25	4500	210	$2.25
10	4470	2.25	5000	200	2.25
25	2830	2.25	7500	165	2.25
50	2000	2.25	10000	140	2.25
75	1635	2.25	15000	115	2.75
100	1400	2.25	20000	100	2.75
250	900	2.25	25000	90	2.75
500	630	2.25	30000	82	2.75
1000	450	2.25	35000	71	2.75
1500	365	2.25	40000	62	2.75
2000	315	2.25	50000	50	2.75
2500	280	2.25	60000	42	2.75
3000	260	2.25	75000	33	2.75
3500	240	2.25	100000	25	2.75
4000	225	2.25			

LECTROHM INSULATED WIRE-WOUND RESISTORS—1 WATT

Ohms	Max. Current Mills.	Ohms	Max. Current Mills.	Ohms	Max. Current Mills.	Ohms	Max. Current Mills.
100	100	750	36	2,500	20	9,000	10
125	89	800	35	3,000	18	10,000	10
150	81	900	33	3,500	16	12,500	9
200	70	1,000	31	4,000	15	15,000	8
250	63	1,100	30	4,500	14	16,000	7
300	57	1,200	28	5,000	14	17,500	7
350	53	1,250	28	6,000	12	18,000	7
400	50	1,500	25	7,000	11	20,000	7
500	44	1,750	23	7,500	11	22,500	6
600	40	2,000	22	8,000	11	25,000	6
700	37	2,250	21				

List Price, Each $0.25

Copyright by U. C. P., Inc.

LECTROHM Vitreous Enameled RESISTORS

Quality—Accuracy—Dependability—Long Life



WIRE WOUND ADJUSTABLE TYPES

The same high quality and construction are used for LECTROHM Adjustable Resistors as are incorporated in LECTROHM fixed units.

These resistors are used for replacing voltage dividers in radio receivers, for radio transmitter power supply, and for general experimental work.

10-WATT

DIMENSIONS ..... 5/16" x 3/16" x 1¾"
TERMINALS ..... Lug Type
MAXIMUM RESISTANCE ..... 10,000 ohms
MOUNTING BRACKET ..... Centers 2¼"

Res. Ohms	Max. M.A.	List Price	Res. Ohms	Max. M.A.	List Price
1	3150	$0.55	750	115	$0.55
2	2230	.55	800	111	.55
3	1825	.55	1000	100	.55
5	1415	.55	1250	89	.55
7.5	1155	.55	1500	79	.55
10	1000	.55	2000	69	.55
15	815	.55	2250	64	.55
20	707	.55	2500	61	.55
25	630	.55	3000	56	.55
50	447	.55	3500	51	.55
75	365	.55	4000	47	.55
100	315	.55	4500	44	.55
150	258	.55	5000	40	.55
200	223	.55	6000	36	.55
250	200	.55	7000	33	.55
300	182	.55	7500	32	.55
350	169	.55	8000	31	.55
400	158	.55	8500	30	.55
500	141	.55	10000	24	.55
600	129	.55			

25-WATT

DIMENSIONS ..... ½" x 5/16" x 2½"
TERMINALS ..... Solder Lug
MAXIMUM RESISTANCE ..... 25,000 ohms
MOUNTING BRACKET ..... Centers 3⅜"

Res. Ohms	Max. M.A.	List Price	Res. Ohms	Max. M.A.	List Price
1	5000	$0.75	1000	158	$0.75
3	2890	.75	1250	141	.75
5	2240	.75	1500	129	.75
10	1580	.75	2000	112	.75
15	1290	.75	2500	100	.75
25	1000	.75	3000	91	.75
50	707	.75	3500	84	.75
75	575	.75	4000	79	.75
100	500	.75	5000	71	.75
150	400	.75	6000	64	.85
200	353	.75	7500	57	.85
250	316	.75	10000	50	.85
300	288	.75	12000	44	.85
400	250	.75	15000	26	.85
500	224	.75	20000	22	1.00
750	182	.75	25000	20	1.00

50-WATT

DIMENSIONS ..... ¾" x ½" x 4½"
TERMINALS ..... Solder Lugs
MAXIMUM RESISTANCE ..... 100,000 ohms
MOUNTING BRACKET ..... Centers 5½"

Res. Ohms	Max. M.A.	List Price	Res. Ohms	Max. M.A.	List Price
5	2160	$1.25	3000	129	$1.25
10	2230	1.25	4000	112	1.25
25	1410	1.25	5000	100	1.25
50	1000	1.25	7500	81	1.40
75	816	1.25	10000	70	1.40
100	707	1.25	12000	64	1.40
150	577	1.25	15000	57	1.40
200	500	1.25	20000	50	1.40
250	447	1.25	25000	44	1.40
300	408	1.25	30000	41	1.60
400	354	1.25	40000	35	1.60
500	316	1.25	50000	20	1.60
750	258	1.25	60000	18	1.85
1000	224	1.25	75000	17	1.85
1500	182	1.25	80000	16	1.85
2000	158	1.25	100000	14	1.85
2500	141	1.25			

80-WATT

DIMENSIONS ..... ¾" x ½" x 6½"
TERMINALS ..... Solder Lugs
MAXIMUM RESISTANCE ..... 100,000 ohms
MOUNTING BRACKET ..... Centers 7½"

Res. Ohms	Max. M.A.	List Price	Res. Ohms	Max. M.A.	List Price
10	283	$1.50	3500	152	$1.50
15	2310	1.50	5000	126	1.50
25	1790	1.50	7500	103	1.75
50	1265	1.50	10000	89	1.75
100	894	1.50	15000	73	1.75
250	566	1.50	20000	63	1.75
300	517	1.50	25000	57	1.75
400	495	1.50	30000	51	2.00
500	400	1.50	40000	44	2.00
750	327	1.50	50000	25	2.00
1000	283	1.50	60000	23	2.25
1500	231	1.50	75000	21	2.25
2000	200	1.50	80000	20	2.25
2500	179	1.50	100000	18	2.25

ADJUSTABLE LUGS

Screw-Driver Type

Diameter of Resistor	List Price
⅜"	$0.10
5/16"	.10
⅞"	.15
1¼"	.15

100-WATT

DIMENSIONS ..... 1⅛" x ¾" x 6½"
TERMINALS ..... Solder Lugs
MAXIMUM RESISTANCE ..... 100,000 ohms
MOUNTING BRACKET ..... Centers 7½"

Res. Ohms	Max. M.A.	List Price	Res. Ohms	Max. M.A.	List Price
50	1413	$1.75	15000	81	$2.00
100	1000	1.75	20000	70	2.00
500	447	1.75	25000	63	2.00
1000	316	1.75	30000	57	2.25
2000	223	1.75	35000	53	2.25
3000	182	1.75	40000	50	2.25
4000	158	1.75	50000	44	2.25
5000	141	1.75	75000	23	2.50
7500	115	2.00	100000	20	2.50
10000	100	2.00			

160-WATT

DIMENSIONS ..... 1⅛" x ¾" x 8½"
TERMINALS ..... Solder Lugs
MAXIMUM RESISTANCE ..... 100,000 ohms
MOUNTING BRACKET ..... Centers 9½"

Res. Ohms	Max. M.A.	List Price	Res. Ohms	Max. M.A.	List Price
5	5660	$2.35	10000	126	$2.35
10	4000	2.35	15000	103	2.75
25	2530	2.35	20000	89	2.75
50	1788	2.35	25000	80	2.75
100	1266	2.35	30000	73	2.75
500	566	2.35	40000	55	2.75
1000	400	2.35	50000	43	2.75
2500	253	2.35	75000	27	3.00
5000	179	2.35	100000	18	3.00

200-WATT

DIMENSIONS ..... 1⅛" x ¾" x 10½"
TERMINALS ..... Solder Lugs
MAXIMUM RESISTANCE ..... 100,000 ohms
MOUNTING BRACKET ..... Centers 11½"

Res. Ohms	Max. M.A.	List Price	Res. Ohms	Max. M.A.	List Price
50	2000	$2.75	10000	141	$2.75
100	1414	2.75	20000	100	3.25
500	632	2.75	25000	89	3.25
1000	447	2.75	30000	81	3.25
1500	361	2.75	50000	63	3.25
2000	316	2.75	75000	51	3.25
2500	283	2.75	100000	28	3.25
5000	200	2.75			

Mounting brackets and one band are furnished with all adjustable types.

Copyright by U. C. P., Inc.

CONNECTORS SOCKETS **AMPHENOL** ADAPTERS PLUGS

ULTRA-LOW-LOSS TRANSMISSION LINES

COPPER TUBING TWINAX CABLE

Balanced 2-Conductor Shielded Line

No. 81-18C—Copper Tubing Twinax—80c per Ft.

New 2-conductor shielded cable. Specified by many engineers for ultra-high frequency use. Also used instead of single conductor concentric cable when a balanced line is required above ground. Used in broadcasting studios and laboratories for piping high frequencies from one source to another. **Surge impedance of this cable is 150 ohms.** Cable is constructed with two No. 18 solid tinned copper wires strung with No. 73-2 polystyrene beads described on next page. Has same copper tube outer conductor as used on the 72-12C cable. The ball and socket design permits bending the cable on wide radii without barring the conductors and keeps the wires parallel even around bends. Operates safely at temperatures to 190° F.

TWINAX FLEXIBLE CABLE

No. 81-18B — 80c per Ft.

A flexible two conductor balanced line cable which can be bent and flexed on a 1" radius. Specifications are identical to those for Copper Tubing Twinax Cable described above, but outer conductor is a braided shield of tinned copper wire. Outer covering is two separate cotton braids, each thoroughly impregnated against moisture.

CONNECTORS FOR TWINAX CABLES

For connecting two Copper Tubing Twinax Cables, two flexible Twinax cables, a copper tubing cable to a flexible cable, or either type to a chassis or panel, use the MC3 microphone connectors described on page N-6. Use 3rd contact for cable shield.

SPECIAL CO-AXIAL CABLES

In addition to the cables listed on this page, Amphenol manufactures a complete line of ultra low loss cables, having a wide range of impedances and capacities. Send in complete details of use to which cable is to be put and the correct cable will be recommended.

FOR TEST INSTRUMENTS AND RECEIVER LEAD-INS

No. 76-22S—With No. 22 stranded center conductor ..... **50c per Ft.**

No. 76-20 —With No. 20 solid center conductor ..... **50c per Ft.**

A small co-axial cable especially designed for test equipment leads. Also used for connecting other types of electronic apparatus where the larger diameter of other Amphenol cables is objectionable. Outside diameter of the cable is only ¼". Ideal for leads inside transmitters and other apparatus.

Cable is constructed of No. 22 stranded or 20 solid tinned copper wire strung with No. 73-1 polystyrene beads described on this page. The beads are then shielded with a woven tinned copper braid. Overall are two separate impregnated cotton braids. Cable bends on a 1" radius. Operates safely at temperatures to 190° F.

NOTE: No. 76-22S with No. 22 stranded center conductor is recommended for test instruments and other applications where cable is flexed a great deal. No. 76-20 with No. 20 solid center conductor, because of its lower capacity, is recommended for lead-ins, for television, frequency modulation, and even for straight a.m. receivers where a long lead-in is required.

RUBBER COVERED CABLE

No. 76-22SR—With No. 22 stranded center conductor ..... **90c per Ft.**

No. 76-20R —With No. 20 solid center conductor ..... **90c per Ft.**

Identical to the polystyrene insulated cables No. 76-22S and No. 76-20 described above, but has a final outer cover of 1/16" live rubber. For use where absolute imperviousness to moisture is required.

HIGH TEMPERATURE CABLE

No. 76-22ST—With No. 22 stranded center conductor ..... **82c per Ft.**

No. 76-20T —With No. 20 solid center conductor ..... **82c per Ft.**

Cables are identical to Cotton Covered Cables No. 76-22S and 76-20 but insulating beads are molded from mica-filled bakelite. For use at temperatures to 285°, as over the engines of marine craft, etc.

COPPER TUBING CO-AXIAL CABLE

Matches a Half Wave Antenna

No. 72-12C — Copper Tubing Cable — 50c per Ft.

An exceptionally efficient co-axial cable for transmitting radio frequency current in broadcasting studios, test laboratories, and for amateur and broadcasting stations operating on power to one kilowatt. Recommended for long runs of cable that can be anchored to walls or other supports **Supplied in continuous lengths to 1000 feet.**

Cable is constructed of No. 12 tinned solid copper wire, strung with 5/16" diameter polystyrene beads, finally covered with soft drawn copper tubing which forms the outer conductor and shield. Cable bends easily **on a 4" radius. Surge impedance is 78 ohms, approximately matching a half wave antenna.** Handles 1 kilowatt to 40 megacycles, 700 watts to 100 mc. Operates safely at temperatures to 190° F.

No. 72-12CT—Identical to above but insulating beads are molded from mica-filled bakelite. For use where temperatures to 285° F. are encountered, as over engines in marine craft, geophysical field work, etc.
List Price ..... **82c per Ft.**

FLEXIBLE CO-AXIAL CABLE

No. 72-12 — 50c per Ft.

A flexible co-axial cable that can be bent and flexed on a 1" radius. Specifications are similar to above polystyrene insulated Copper Tubing Cable, but outer conductor is a braided shield of tinned copper wire. Outer covering is two separate cotton braids, each thoroughly impregnated against moisture. **Surge impedance is 72 ohms.** Handles 1 kilowatt to 40 megacycles, 700 watts to 100 mc. at temperatures to 190° F.

Where a combination of flexible and semi-flexible cable is desired, as for an antenna feeder, No. 72-12 may be connected to No. 72-12C.

No. 72-12T—Identical to above but insulating beads are molded from mica-filled bakelite. For use at temperatures to 285° F.
List Price ..... **82c per Ft.**

No. 72-12R—Identical to No. 72-12 polystyrene insulated cable, but has a final outer 1/16" coating of pure flexible rubber. For use where absolute imperviousness to moisture is required.
List Price ..... **90c per Ft.**

CO-AXIAL CABLE CONNECTORS

93-M **93-F** **93-C**

Unbreakable, shielded cable connectors to any co-axial cable up to 13/32" in dia. May be reamed out to fit cables up to 9/16". Insulation is ultra-low-loss Amphenol "912-A" polystyrene. Screw type locking ring prevents accidental disconnections. Supplied with wiring instructions.

93-M—Male with coupling ring ..... **$1.50 List**

93-F—Female with coupling threads ..... **1.50 List**

***93-C—Female chassis unit** ..... **1.25 List**

*Use 93-M as cable connector.

END TERMINAL CAP

Screws on to outer end of Cable End Terminal listed below. Umbrella-design cap is molded from Amphenol "912-A" (polystyrene) ultra-low-loss insulating material; 1-7/32" diameter, ½" high. For a positive, weather-proof seal, threads and wire opening should be painted with Liquid "912."

90-15—End Terminal Cap ..... **60c List**

ANTENNA CABLE END TERMINAL

The ideal terminal for connecting any co-axial cable to open wires such as antenna, matching stubs, etc.; can be hung in the air or assembled to a bracket or insulator in a 25/32" hole, taking all strain off the center conductor. May be "sweated" on copper tubing cable. Body solder-lug is provided so that it can be used with di-pole and doublet receiving aerials.

93-M5—Antenna Cable End Terminal ..... **$1.50 List**

Comparison between Amphenol and other cables. Line Loss in Watts When 1000 Watts Are Fed Into 100 Feet

These Figures Represent Actual Wattage Loss

Wave Length Meters	Light Rubber Co-Axial	Twisted Pair	Heavy Rubber Co-Axial	72-12 AMPHENOL CO-AXIAL	72-12C AMPHENOL COPPER TUBING
2½	920	800	700	320	210
5	800	645	563	249	162
10	637	463	411	186	121
20	460	324	308	133	88
40	324	206	206	110	65
80	206	133	132	60	49
160	143	83	92	45	39

Use the World's Finest Flexible Cable

Products of American Phenolic Corporation

Copyright by U. C. P., Inc.

5/16" POLYSTYRENE BEADS

No. 73 — Per Box of 250 Beads — $2.50 List

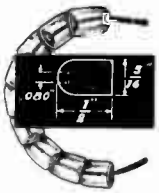

The most widely used of Amphenol Insulating beads. Molded from pure, transparent polystyrene. Used for transmission lines and for insulating high voltage leads. Can be strung on wires up to No. 12 solid or No. 14 stranded. Hole diameter is .080"; length, ½"; overall diameter is 5/16". When stringing cables figure 28 beads to the foot. Withstands temperatures to 190° F.

5/16" HIGH TEMPERATURE

No. 73-T — Per Box of 250 Beads
$5.00 per box List

Identical to beads listed above but molded from Mica-Filled Bakelite. For use where temperatures up to 285° F. are encountered, as for mounting transmission line over boilers on ships, etc. Mica-Filled beads are superior to ceramic and are excelled in electrical characteristics only by Amphenol "912" polystyrene beads.

3/16" POLYSTYRENE INSULATING BEADS

No. 73-I—Per Box of 500 Beads—$4.50 List

A transparent small bead molded from pure polystyrene, intended for use in small transmission lines to be used inside of electronic apparatus and as test instrument leads and for stringing on wires carrying high voltages.

Can be strung on wires up to No. 22 stranded or No. 20 solid wires. Hole diameter, .040"; length 3/16"; overall diameter, 3/16". See diagram to left. When stringing cables figure 35 beads to the foot. Withstands temperatures to 190° F.

3/16" MICA-FILLED BAKELITE BEADS

No. 73-IT—Per Box of 500 Beads—$8.50 List

Identical to beads listed above but molded from Mica-Filled Bakelite. Use where temperatures to 285° F. are encountered, as for mounting transmission line over boilers on ships, etc. Mica-Filled beads are superior to ceramic and are excelled in electrical characteristics only by Amphenol "912" polystyrene beads.

TWO WIRE BEADS

No. 73-2—Per Box of 250 Beads—$3.25 List



A new two hole bead molded from pure polystyrene for making balanced lines, especially for high frequency work.

Can be strung on wires up to No. 18 solid. Hole diameters, .050"; length, ½"; overall diameter is 11/32". When stringing cables figure 28 beads to the foot. Rounded projections at each wire hole prevent the wire from shorting against the cable tubing when cable is bent.

Ultra-Low-Loss "912-B" Ribbon

A strong, water-clear, transparent, flexible insulating material to take the place of papers, treated fabrics and other thin dielectrics used in winding condensers, transformers, etc. Used as a wrapped insulation for wires, bars and cable terminals and splices.

100 Foot Rolls Individually Packaged

No.	Thickness	Width	List
65-001	.001"	¾"	$0.50
60-005	.005"	¾"	2.50

On special order ribbon is available in width to 27", in thicknesses from .001 to .010", in lengths to several thousand feet.

RIBBON CEMENT

Cement for above ribbon. Water-clear transparent. Supplied in 2 oz. bottles.

53-207-2 —2 oz. Cement ..... 50c List
53-207-2T—2 oz. Thinner ..... 25c List

TRANSPARENT INSULATING MATERIALS

See Next Page for Electrical Characteristics



POLYSTYRENE "912-A" ROD

Nine sizes of rod are available in lengths up to 48". If no definite length is specified, 12" lengths will be shipped. There is a small cutting charge for pieces shorter than 12". Supplied in 1 ft. lengths unless otherwise specified.

⅛" diameter	$0.15 per Ft.
3/16" diameter	.20 per Ft.
¼" daimeter	.40 per Ft.
5/16" diameter	.43 per Ft.
⅜" diameter	.45 per Ft.
½" diameter	.80 per Ft.
⅝" diameter	1.25 per Ft.
¾" diameter	1.65 per Ft.
1" diameter	3.10 per Ft.

"912-B" ROD

There is a cutting charge for pieces less than 12" long. Available in lengths up to 48". Supplied in 1 ft. lengths unless otherwise specified.

No.	Dia.	List Price
65R250	¼"	$0.40 per Ft.
65R375	⅜"	.45 per Ft.
65R500	½"	.80 per Ft
65R625	⅝"	1.25 per Ft.
65R750	¾"	1.65 per Ft.
65R875	⅞"	2.40 per Ft.
65R1000	1"	3.10 per Ft.

Other sizes available up to 2¼" dia.

"912-B" TUBING



Tubing can be supplied in continuous lengths up to 48". No cutting charge is made for pieces 12" or over.

Cat. No. of 1 Ft. Lengths	Outside Diameter	Wall Thickness	List Price Per Foot
65T1-125	1½"	⅛"	$2.40
65T1-187	1½"	3/16"	3.55
65T2-125	1¾"	⅛"	2.85
65T2-187	1¾"	3/16"	4.10
65T2-250	1¾"	¼"	5.20
65T3-125	2"	⅛"	3.20
65T3-187	2"	3/16"	4.75
65T3-250	2"	¼"	6.30
65T4-125	2¼"	⅛"	3.75
65T4-187	2¼"	3/16"	5.50
65T4-250	2¼"	¼"	7.20
65T5-125	2½"	⅛"	4.30
65T5-187	2½"	3/16"	6.30
65T5-250	2½"	¼"	8.50
65T6-125	2¾"	⅛"	4.45
65T6-187	2¾"	3/16"	7.20
65T6-250	2¾"	¼"	9.40
65T7-125	2⅞"	⅛"	4.95
65T7-187	2⅞"	3/16"	7.80
65T7-250	2⅞"	¼"	9.40
65T8-125	3"	⅛"	4.95
65T8-187	3"	3/16"	7.80
65T8-250	3"	¼"	10.45

POLYSTYRENE "912-A" SHEETS

Five sizes of "912-A" sheet stock are available in 4" x 4" squares.

2" x 4" x .030" thick	$0.20
1" x 4" square x 1/16" thick	.80
4" x 4" square x ⅛" thick	.90
4" x 4" square x 3/32" thick	.90
4" x 4" square x 3/16" thick	1.00
4" x 4" square x ¼" thick	1.00

"912-B" SHEET STOCK

Supplied in standard sheets, 12"x16". No additional charge is made for quarter or half sheets. Sheets available as large as 20"x25".

PRICE IS FOR STANDARD SHEET 12"x16".

No.	Thickness	List Price
65-062	1/16"	$ 4.00
65-125	⅛"	8.00
65-187	3/16"	12.00
65-250	¼"	16.00
65-375	⅜"	24.00
65-500	½"	32.00

"912-B" THIN FLEXIBLE SHEETS

Thin flexible sheet stock available in sheets 20" x 50".

	List		List
.001"	$0.40	.015"	$ 5.65
.002"	.80	.020"	7.60
.003"	1.20	.025"	12.50
.005"	2.00	.030"	14.75
.0075"	2.90	.040"	18.80
.010"	3.80	.045"	21.20
.0125"	5.10	.050"	23.00

"912-B" STRIPS

Recommended for making every type of low-loss insulator — Trimmer bases, terminal strips, bushings, open wire transmission line spreaders, mountings for binding posts and pin jacks, coil supports, etc.

ALL STRIPS ARE 12" LONG

No.	Size	List
65TS1-250	1/16" x ¼"	$0.26
65TS1-500	1/16" x ½"	.35
65TS1-750	1/16" x ¾"	.42
65TS1-1000	1/16" x 1"	.52
65TS2-250	⅛" x ¼"	.38
65TS2-500	⅛" x ½"	.57
65TS2-750	⅛" x ¾"	.71
65TS2-1000	⅛" x 1"	.90
65TS3-250	3/16" x ¼"	.57
65TS3-500	3/16" x ½"	.84
65TS3-750	3/16" x ¾"	1.05
65TS3-1000	3/16" x 1"	1.34
65TS4-250	¼" x ¼"	.72
65TS4-500	¼" x ½"	1.08
65TS4-750	¼" x ¾"	1.36
65TS4-1000	¼" x 1"	1.75
65TS6-250	⅜" x ¼"	1.06
65TS6-500	⅜" x ½"	1.60
65TS6-750	⅜" x ¾"	2.00
65TS6-1000	⅜" x 1"	2.60
65TS8-250	½" x ¼"	1.37
65TS8-500	½" x ½"	2.10
65TS8-750	½" x ¾"	2.66
65TS8-1000	½" x 1"	3.45

Copyright by U. C. P., Inc.

CONNECTORS SOCKETS

AMPHENOL

ADAPTERS PLUGS

"912-A" and "912-B" LOW-LOSS INSULATING MATERIALS

These are water-clear transparent insulating materials made famous for radio use by Amphenol in parts molded to shape, and in rod, sheet and tubing for custom built parts. Amphenol "912-A" is pure polystyrene, the finest insulator available for U.H.H. use which can be formed into radio parts. Amphenol "912-B" is similar in appearance to "912-A" but is acrylic type of resin, slightly inferior to "912-A" for electrical purposes, but available in larger sizes. Following are the electrical characteristics of these superior materials:

	"912-A" 1 Mc	"912-A" 10 Mc	"912-B" 1 Mc
Power factor	.0002	.0002 — .0004	.015
Dielectric Constant	2.6	2.6	3
Loss Factor	.0005	.0005	.045

ULTRA-LOW-LOSS COIL DOPE

Amphenol "912-A" polystyrene reduced to liquid form. The material in non-hygroscopic (will not absorb moisture), and has a very low loss factor, making it ideal for high frequency use. It insures greater stability in receivers and other electronic devices, and allows more critical adjustments without the danger of drift due to leakage or moisture absorption.

Does not affect electrical characteristics of coil windings. Unequalled for sealing pores of fibre, cardboard, ceramics, paper and other moisture absorptive materials. Used for cementing parts made of Amphenol "912-A". Supplied with brush.

No.		List
53-2	—2 oz. Liquid "912"	50c
53-4	—4 oz. Liquid "912"	65c
53-2T	—2 oz. Thinner	25c

U.H.F. OCTAL SOCKET

Body molded from transparent Amphenol "912-A" polystyrene. Remarkable LOW-LOSS properties which provides greater efficiency on high frequency work than has ever before been possible. The only caution to be emphasized is that they should never be heated beyond 200° F. Requires 1¼" hole; mounting centers 1½".

54-8—U.H.F. Octal Socket ..... 40c List

U.H.F. LOKTAL SOCKET

As above but for the all-glass Loktal tubes. For use in U.H.F. apparatus.

54-8L—U.H.F. Loktal Socket ..... 45c List

U.H.F. TIP JACK OR BUSHING

Contact accommodates .080" phone tip. Contact may be removed and the transparent Amphenol "912-A" polystyrene body used as a high frequency thru-panel bushing. Mounts in a plain round ⅝" hole, and is held in place with the No. 2-9 retainer ring.

54-1H—U.H.F. Tip Jack ... 25c List

STAND-OFF INSULATORS

Ultra low-loss. Formed from Amphenol "912-A" pure polystyrene. For indoor or outdoor use. Non-hygroscopic. **Will not break when dropped or subjected to hard blows as do ceramics or glass.** Type "B" has insulation ½" in diameter. Wire is held in place by screw or solder lug. Type "A" has insulation ¾" in diameter. Brass insert in top of insulator has "V" shaped slots so that wire can be securely clamped in place. Hex screw head permits use of wrenches for binding wire in place.

No.		Length	List
66-1	—(Type B)	1⅜"	50c
66-2	—(Type B)	2⅞"	60c
66-3	—(Type A)	2⅞"	1.10
66-4	—(Type A)	4⅞"	1.35
66-5	—(Type A)	6"	1.50

PLUG-IN COIL FORMS

Molded from Amphenol "912-A" pure polystyrene, the losses are practically zero. Coils wound on these forms superior to air wound coils because dirt cannot gather between windings and drop "Q" of coil. Prong spacing fits standard tube sockets. Use Amphenol Mica-Filled sockets as the receptacle. Diameter of coil 1¼"; length of body 2¼". Impregnate wound coils with Liquid "912".

24-4P—4-prong ..... 50c List
24-5P—5-prong ..... 55c List
24-6P—6-prong ..... 60c List

MINIATURE COIL FORM

Ultra low-loss; molded from Amphenol "912-A" pure polystyrene. Has raised hole in center of base to accept self tapping screw. For mounting directly on wave band switch, tuning condenser or chassis. No holes for windings because it is simple to drill them where needed. ¾" O.D., 1 1/16" long.

24—Coil Form ..... 15c List

MINIATURE PLUG-IN TYPES

Small plug-in coil forms, molded from Amphenol "912-A" polystyrene insulation. Only ¾" in diameter. Especially designed for use in transceivers, low-power transmitters and receivers which work the ultra-high frequencies. No holes are provided for the ends of the coil windings because it is simple to drill holes exactly where they are wanted.

Use 54-5H and 54-6H Miniature sockets listed below as the coil form receptacles.

24-5H—5-prong ..... 40c List
24-6H—6-prong ..... 40c List

U.H.F. MINIATURE SOCKETS

Molded from Amphenol "912-A" (polystyrene). 5 and 6-contact sockets designed for use with Miniature Coil Forms above, to keep coil and circuit losses in U.H.F. equipment at a minimum. Also fit Hytron Bantam Jr. tubes.

54-5H—5-contact Socket ..... 35c List
54-6H—6-contact Socket ..... 35c List

FOR R.C.A. MINIATURE TUBES

7-contact U.H.F. socket for the tiny R.C.A. miniature tubes, such as 1R5, 1S5, 1S4 and 1T4; and 9000, 9001, 9002 and 9003.

54-7P—7-contact Socket ..... 35c List

CRYSTAL HOLDER SOCKET

For plugging in standard quartz-crystal holders. Body molded of Amphenol "912-A" (polystyrene). Contacts are of special phosphor bronze, silver plated to keep resistance at a minimum. Mounts above or below chassis.

54-2 ..... 30c List

UNIVERSAL INSULATORS

Stand-Off—Feed-Through—Lead-In



Sectional construction permits assembling insulator for below or above surface mounting, and with additional insulating tubes, can be used as an aerial lead-in through walls for antenna feeders. Following are the parts:

A—Top Threaded Fitting with binding screw and soldering lug. When screw is removed, inside thread accommodates a banana plug.

B—Insulator Tube, overall length 2¼", diameter for 2" is ½", and is ⅜" for ¼". Has ¼" hole through center.

C—Center Brass Rod, Nickel plated, threaded at both ends.

D—Insulator Base; described at bottom of page.

E—Bottom Hex. Threaded Fitting with binding screw and soldering lug. When binding screw is removed, inside thread accommodates banana plug.

PRICES ON ABOVE HARDWARE

66-167—Center Rod ⅝" long, for stub insulator 15c
66-168—Center Rod 2⅝" long, for standard insulator with 1 tube 18c
66-169—Center Rod 4⅝" long, for insulator with 2 tubes 20c
66-170—Center Rod 6⅝" long, for insulator with 3 tubes 25c
66-165—Top Brass Bushing with screw and solder lug 20c
66-166—Bottom Hex. Fitting with screw and solder lug 15c

Base and Tubes listed at bottom of page

COMPLETE INSULATOR

No. 66-60 — $1.00 List

Universal insulator molded from Amphenol "912-A" pure polystyrene. Can be assembled as a feed-through insulator as illustrated here, or as a stand-off insulator as illustrated above. Center conductor is a brass rod. Both top and bottom fittings are equipped with binding screws and soldering lugs. Screws can be removed from either top or bottom and inside tapped hole will accommodate a banana plug. Overall height of insulator is 3⅛". With assembled hardware, 4". Mounting holes on 1½" ctrs.

STUB INSULATOR

No. 66-61 — 80c List

Similar to above but length of insulator is only 1". For mounting coils, condensers and other parts carrying high frequency or high voltage currents. Binding screws may be removed and tapped hole will accommodate banana plug mountings. Overall length, 1⅞".

INSULATOR BASE *(Bushing)*

No. 60-60B — 25c List

Affords an exceptionally versatile type of feed-through bushing for carrying high frequencies or high voltages through panels. Also for use with tubes listed below and hardware at top of column for assembling many types of insulators. Overall length 1".

INSULATOR TUBE

No. 66-60T — 25c List

Insulating tube only as used on insulators described above. Molded from pure polystyrene Amphenol "912-A". Tubes are designed so that they can be fitted together, forming a tube as long as is required. **Cement with Liquid "912-A" Coil Dope.** Used extensively for feeding high frequency and high voltage lines through walls, etc. Also used in conjunction with other parts to assemble lead in and other insulators. Ideal as forms for R.F., Ant. and I.F. coils for high frequency work.

Products of American Phenolic Corporation

Copyright by U. C. P., Inc.

CONNECTORS SOCKETS — AMPHENOL — ADAPTERS PLUGS

Amphenol Sockets and Plug Assemblies are used in most of the better radio receivers, transmitters and test instruments throughout the world. Constructed of the best materials obtainable, molded from high dielectric black bakelite, designed perfectly for the purpose for which they are intended, yet priced so that they may be used by all servicemen, custom set builders, soundmen and amateurs. There is an Amphenol Socket or Plug Assembly for every radio or sound job.

REPLACEMENT SOCKETS

Regular "S" sockets and "CP" plugs (listed to the right) assembled with No. 4 retainer ring to nickel-plated steel mounting plate with slotted mounting holes to fit riveting centers from 1½" to 1⅞". Extensively used by servicemen to replace wafer type sockets.

Socket	Plug		List
RS-4	RCP-4	4-contact	12c
RS-5	RCP-5	5-contact	12c
RS-6	RCP-6	6-contact	12c
RS-7S	RCP-7S	7-small	12c
RS-7L	RCP-7L	7-large	12c
RS-7C		*7-L & S	15c
RS-8	RCP-8	8-octal	15c
RS-9	RCP-9	9-contact	18c
RS-11	RCP-11	11-contact	25c
RS-8L		LOKTAL	18c

*Fits both 7-large and 7-small.

VIBRATOR SOCKETS

List Price — 20c ea.

Molded black bakelite sockets for most vibrators carried in stock. Supplied complete with mounting plate and No. 4 retainer ring; can be used for replacing wafer or single hole mounting sockets. When ordering send in old socket or diagram of vibrator pin spacings.

LOW-LOSS SOCKETS

Any socket listed on this page available molded from Mica-Filled bakelite. Provides 50% better power factor and 33% better dielectric constant. Especially recommended for high frequency use. When ordering add the letter "T" to part number and 13c to list price.

STEATITE SOCKETS

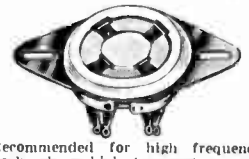

Recommended for high frequency work where high temperatures are encountered such as in transmitters, amplifiers having high output, etc. Slotted mounting holes fit riveting centers from 1½" to 1⅞".

	List
RSS4 —4-contact	40c
RSS5 —5-contact	40c
RSS6 —6-contact	40c
RSS7S—7-small	40c
RSS7L—7-large	50c
RSS8 —8-octal	40c
PLUGS	
RCPS6—6-prong plug	40c

SOCKET PUNCHES

Special dies for punching keyed chassis holes for "S" type sockets, "CP" type plugs and "61" power plugs and receptacles. Used by laboratory men, amateurs and radio parts jobbers. Made of tool steel, properly hardened.

No.		List
LD-1	for small sockets	$10.00
LD-2	for large sockets	10.00
LD-3	mike connectors	3.00

RETAINER RING MOUNTING

"S" TYPE SOCKETS and "CP" TYPE PLUGS

Extremely compact sockets and plugs, which are easily and quickly mounted to chassis or panels without screws or rivets. Held firmly in place by the patented Amphenol tempered steel retainer ring. Fits all chassis or panels from 19 gauge (.044") to 16 gauge (.062"). Insulating body of sockets and plugs is molded from high dielectric black bakelite.

SOCKET PRICES

(Price includes No. 4 Retainer Ring)

No.		List
S4	4-contact	11c
S5	5-contact	11c
S6	6-contact	11c
S7S	7-small	11c
S7L	7-large	11c
S7C	*7-combination	14c
S8	8-octal	14c
S9	9-contact	17c
S11	11-contact	24c
78-8L	LOKTAL	17c

*Fits both 7-large and 7-small.

PLUG PRICES

(Price includes No. 4 Retainer Ring)

No.		List
CP4	4-prong	11c
CP5	5-prong	11c
CP6	6-prong	11c
CP7S	7-prong small	11c
CP7L	7-prong large	11c
CP8	8-prong (octal)	14c
CP9	9-prong (octal)	17c
CP11	11-prong (octal)	24c

FOR ABOVE SURFACE

"S" type sockets, "CP" type plugs, 110-250 volt plugs and receptacles are available mounted in a light weight steel shell which raises the unit 13/16" above or below surface. Four knockouts in side of shell for wire entrance. Ideal for mounting on work benches, breadboard radios, etc. Add 10c to list price of the unit ordered. Specify "with ACS Shell."

23-1—Blank shell only 10c

FLUSH MOTOR SHELL

"S" type sockets, "CP" type plugs, 110-250 volt receptacles and plugs are supplied in this drawn steel shell, finished in burnished nickel. For below surface mounting on all types of radio and electrical apparatus. Add 15c to the list price of the unit selected. Specify "with 61-61 Shell."

61-61—Shell only 15c

EXTENDED TYPE

For extending a socket, plug, 110-250 volt receptacle or plug through a cabinet or wall. Supplied with any "S" type sockets, "CP" type plug, 110-250 volt receptacle or plug. Add 20c to list price of unit selected. Specify "with 3-30A Cap."

3-30A—Cap only 20c

SIDE MOUNTING

A versatile outlet for radio and electrical work. Mounts on side of wall, work bench, etc. Supplied with any "S" type socket, "CP" type plug, 110-250 volt receptacle or plug. Add 20c to list price of unit selected. Specify "with 3-33A Cap."

—Shell only 20c

110-250 VOLT RECEPTACLES and PLUGS

Compact receptacles and plugs, molded from high dielectric black bakelite. Rated at 15 amps. for 110 volts, 10 amps. at 250 volts. Female type has both soldering lugs and binding screws; male has binding screws. 2 pole type accepts any standard electric plug. For polarized cable connectors see next page.

RETAINER RING TYPE

As illustrated. No mounting screws or rivets required. Held firmly in place by patented Amphenol No. 4 retainer ring.

RECEPTACLES

61-F—2-pole universal 25c
60-F—3-pole polarized 35c

PLUGS

61-M —2-pole standard 25c
61-MP—2-pole polarized 25c
60-M —3-pole polarized 35c

WITH MOUNTING PLATE

Receptacles and plugs assembled to a steel mounting plate as used with Replacement Sockets. Slotted mtg. centers fit riveting centers from 1½" to 1⅞":

RECEPTACLES

61-FI—2 pole universal ..... 28c List
60-FI—3 pole polarized ..... 38c List

PLUGS

61-MI —2 pole standard ..... 28c List
61-MPI—2 pole polarized ..... 28c List
60-MI —3 pole polarized ..... 38c List

MIP SOCKETS

(Molded-in-Plate)

World's strongest socket. Sturdy steel mounting plate molded directly into bakelite body, cannot come loose or vibrate. 1½" mounting centers. Mounts in 1¼" hole (MIP20 in 1-9/32" hole). Molded from high dielectric black bakelite.

		List
MIP4	— 4-contact	10c
MIP5	— 5-contact	10c
MIP6	— 6-contact	10c
MIP7S	— 7-small	10c
MIP7L	— 7-large	12c
MIP8	— 8-octal	12c
MIP9	— 9-contact	15c
MIP11	—11-contact	20c
MIP12	—12-contact	25c
MIP20	—20-contact	50c

MIP LOKTAL

Molded-in-plate socket for loktal tubes. Identical to standard MIP sockets but is smaller in size and has 1-5/16" mounting centers. Mounts in 1-1/16" hole.

88-8X—Loktal Socket ..... 17c List

MIDGET OCTAL

Has all the features of the standard MIP sockets, but is smaller in size. For building compact radios and as the companion socket for the above loktal. Mtg. centers, 1-5/16". Mounts in 1-1/16" hole.

88-8—Midget Octal ..... 12c List

U.H.F. OCTAL SOCKETS

(Polystyrene)

Body molded from transparent Amphenol "912-A" (polystyrene). Remarkable LOW-LOSS properties provide greater efficiency for ultra high frequency work than has ever before been possible. Caution—solder fast! Do not heat beyond 200° F. Requires 1⅛" hole; 1½" mounting centers.

54-8 —Octal ..... 40c List

U.H.F. LOKTAL SOCKET

As above but for the all-glass Loktal tubes. For use in U.H.F. apparatus.

	List
54-8L—U.H.F. Loktal Socket	45c

TUBE SHIELD BASE

1-19/32" for standard tube shields. Mounts under "S" or "RS" type sockets, described at top of page, held firmly in place without screws or rivets. Has soldering lug, for grounding.

No. TSB-1 ..... List Price 3½c

Amphenol Radio Tube Sockets are patented under U. S. No. 2,087,784 — also foreign patents. Other patents pending.

Products of American Phenolic Corporation

Copyright by U. C. P., Inc.

MINIATURE SOCKETS

FOR RCA

For RCA miniature tubes, 1S4, 1S5, 1T4 and 1R5; and 9000, 9001, 9002 and 9003. Mounts in a ⅝" hole, held firmly in place with the No. 2-9 retainer ring.

78-7P—7-contact .....17c List

As above but molded from Amphenol "912-A" pure polystyrene. For U.H.F. applications.

54-7F .....35c List

RAYTHEON

For the tiny Raytheon hearing aid tubes, such as CK501, CK502, CK-503 and CK504. Mounts in a ½" hole. Held firmly in place by the No. 2-10 retainer ring.

78-5P—5-contact .....17c List

BANTAM JR.

For Hytron Bantam Jr. tubes, HY113, HY-115 and HY125. Mounts in a ⅝" round hole. Held firmly in place with the No. 2-9 retainer ring. Extensively used in hearing aids.

78-5H—5-contact .....17c List

As above but molded from Amphenol "912-A" pure polystyrene. For U.H.F. applications.

54-5H .....35c List

PHOTOCELL

For RCA Pee-Wee and Cetron CE-5BB and CE-20 photo cells. Mounts in a ⅝" round hole. Held firmly in place by the No. 2-9 retainer ring.

S3S—3-contact .....14c List

BLANK SOCKET

Identical in size and appearance to regular "S" type sockets. Mounts in the standard 1-11/64" "S" type socket hole. Can be used as a bakelite bushing by drilling a hole in the center, but primarily designed as a dummy or spare socket. Supplied with a #4 retainer ring for mounting. No screws or rivets required.

78B—Blank Socket .....6c List

CHASSIS TYPE

Mounts in a plain round hole, ⅝" in diameter. No screws or rivets required. Held firmly in place by the #2-9 tempered steel retainer ring. Use with female Miniature Connectors (MPF3S type) at right.

Chassis	Cable	Prongs	List
CP-3S	71-3S	3	13c
CP-4S	71-4S	4	13c
CP-5S	71-5S	5	17c
CP-6S	71-6S	6	17c

MINIATURE PLUGS

CABLE TYPE

Extremely compact plugs, used extensively for speaker connections in compact midgets. Also ideal for all plug-in connections where space is limited. Plated brass prongs are deeply recessed in individually molded pockets, preventing shorts due to insulation pulling back. With molded finger grip. Fit Miniature Sockets to right.

SHIELDED CABLE CONNECTORS

110-250 VOLT CONNECTORS

The most practical of all plugs and cable connectors for use on power lines. Molded bakelite receptacles and plugs described on the preceding page, encased in drawn steel caps, making unbreakable cable terminals that are fully shielded. The cap snaps on and fits securely, but may be removed easily. Cable entrance accommodates cables up to 7/16" in diameter. Rubber grommet protects cables against abrasion.

Cable clamp listed below may be used in place of rubber grommet to relieve all strain on connections.

No.		List
61-F4	2-Pole Receptacle	35c
61-M4	2-Pole Standard Plug	35c
61-MP4	2-Pole Polarized Plug	35c
60-F4	3-Pole Receptacle	45c
60-M4	3-Pole Polarized Plug	45c

MULTI-WIRE CABLE CONNECTORS

Made of regular "AMPHENOL "S" type tube sockets and "CP" plugs, snugly covered by a steel cap that fits tightly but may be removed with an ordinary screw driver. Cover is 1" in height, black japanned. A rubber grommet protects cable from abrasions. Metal cover shields connections and provides an unbreakable cable terminal. Small and sturdy. Accommodates cables to 7/16".

Female	Male		List
PF4	PM4	4-contact	25c ea.
PF5	PM5	5-contact	25c ea.
PF6	PM6	6-contact	25c ea.
PF7S	PM7S	7-small	25c ea.
PF7L	PM7L	7-large	25c ea.
PF8	PM8	8-contact	25c ea.
PF9	PM9	9-contact	28c ea.
PF11	PM11	11-contact	35c ea.

SPEAKER .. PLUGS

One-piece molded bakelite body with prongs securely riveted. Each prong is at the bottom of a deep molded hole which houses the wire and prevents shorts due to insulation pulling back.

Also provides an economical cable connector for plugging multi-wire cables into amplifiers, remote controls, test instruments, etc.

71-4	4-prong	11c List
71-5	5-prong	11c List
71-6	6-prong	11c List
71-7	7-prong	11c List
70-8	8-prong	14c List
70-9	9-prong	17c List
70-12	12-prong	25c List
70-20	20-prong	50c List

20-CONTACT SOCKET AND SHIELDED PLUG



Molded bakelite plug encased in black japanned steel shell for connecting to cables having up to twenty No. 18 conductors. Rubber grommet accepts cables to 7/16" in diameter. Prongs molded directly into bakelite body, eliminating possibility of working loose or getting out of alignment. Molded octal type polarizing stud prevents incorrect insertions. Socket has molded-in steel mounting plate. Mounts in a 1-9/32" hole, with riveting centers of 1½".

PM-20—20-prong plug .....75c List

MIP-20—20-contact socket....50c List

LOW-LOSS CONNECTORS

Any socket, plug or connectors listed on this page is available with the insulating body molded from mica-filled bakelite for better dielectric strength and loss factor. When ordering add the letter "T" to the part number and 13c to the list price.

ACCESSORIES FOR ABOVE CONNECTORS

LOCKING SHELLS

Cadmium-plated steel covers which can be slipped over "PF" and "PM" Connectors and 110-250 volt Connectors. Locks connectors firmly together, preventing accidental pull-aparts. Especially suited for public address work. Also used extensively in shops, etc., for connecting power cords. Set consists of one male and one female threaded shells.

C-CAB—Per Set .....25c List

CABLE CLAMP

Designed primarily for use with "PF" and "PM" Connectors and 110-250 volt connectors described above. Simply remove rubber grommet of connector and slip this grip into place. Relieves soldered connections of all strain. Also used on panels and chassis, to anchor cables firmly in place. Slips easily into any shape hole from 7/16" to ⅝". No screws or rivets required.

CC-4—Cable Clamp .....10c List

CHASSIS TYPE

Set consists of one threaded shell which fits under "S" type sockets or retainer ring mounting 110-250 volt receptacles listed on preceding page, and one shell which slips over the cable connector.

C-CHA—Per Set .....25c List

RUBBER PLUG HANDLE

"PF" or "PM" Connectors and 110-250 volt connectors snap into this rubber handle and are held securely in place by an inner molded shoulder. For easy removal of Connectors plugged into recessed or hard to get at places. Molded from black rubber.

Illustration is cut away to show how connector is gripped by plug handle.

RPH—Rubber Plug Handle..15c List

SHIELDED PLUGS

For use where shielded plugs are desired. Male may also be used for making connection to miniature sockets described below. Cadmium-plated brass shells are 13/16" long, ⅝" in dia. Accepts cables up to 5/16" O.D.

Male	Female	Prongs	List
MPM3S	MPF3S	3	30c
MPM4S	MPF4S	4	33c
MPM5S	MPF5S	5	37c
MPM6S	MPF6S	6	37c

MINIATURE SOCKETS

Small compact sockets which have many uses — For connecting speakers, carbon microphones, doublet antennas, etc.

Mount in a plain round hole ⅝" in diameter. No screws or rivets required.

S3S—3-contact socket .....14c List

S4S—4-contact socket .....14c List

S5S—5-contact socket .....17c List

S6S—6-contact socket .....17c List

MINIATURE CABLE CONNECTORS

Use female with flanged shell and male with straight shell for connecting two cables. For plugging cables into shielded chassis units listed to right, use male or female connector with straight shell.

Molded bakelite connectors housed in cadmium-plated brass shells. Only 1¼" long and ⅝" O.D. Bakelite element held in place by side set screw. Screw holes in two positions permits recessing male prongs when used as cable connectors. Accommodates cables up to 5/16". When used with shielded cables, shield can be soldered directly to the cadmium-plated shell.

WITH STRAIGHT SHELL

Female	Male		List
MPF3L	MPM3L	3-contact	30c
MPF4L	MPM4L	4-contact	33c
MPF5L	MPM5L	5-contact	37c
MPF6L	MPM6L	6-contact	37c

FEMALE FLANGED SHELL

MPF3—3-contact	30c List
MPF4—4-contact	33c List
MPF5—5-contact	37c List
MPF6—6-contact	37c List

CHASSIS UNITS

Use where a compact shielded connector is required. These chassis connectors are ruggedly built. High quality dielectric and low resistance contacts makes it possible to use them in photo cell circuits, etc., where minute currents are handled. For cable connector use Miniature Connectors with straight shell (MPM3L and MPF3L type) listed to left. Mtg. Ctrs. 1¼".

Male	Female		List
PCG3M	PCG3F	3-contact	30c
PCG4M	PCG4F	4-contact	30c
PCG5M	PCG5F	5-contact	34c
PCG6M	PCG6F	6-contact	34c

Products of American Phenolic Corporation

Copyright by U. C. P., Inc.

CONNECTORS SOCKETS

AMPHENOL

ADAPTERS PLUGS

SINGLE CONTACT MICROPHONE CONNECTORS

CABLE TYPE

MC1F MC1M

Completely shielded unbreakable connectors for use with single conductor microphone cable. Shell is chrome-plated machined brass. Coupling ring prevents accidental disconnections. Contact is made when soldered connections are pressed together by tightening the coupling ring. Spring cord protectors accommodate cables to ¼" dia.

MC1F—Female ..... **50c List**
MC1M—Male ..... **40c List**

PRESSURE CABLE CONNECTOR

Identical to MC1M described at top of page, but center insulated contact is forced forward by a heavy coil spring for a more positive connection. Can be used for connecting to any unit where MC1M was formerly used. Supplied with coil spring cord protector for cables to ¼".

SP-MC1M—Male ..... **50c List**

CHASSIS UNIT

Mount in .385 hole to ground to chassis. Mount in ½" hole when two circuits are desired independent of chassis. Supplied complete with extruded fibre washer, flat fibre washer, flat solder lug washer and locking nut. Use MC1F or MC1F-A as the cable connector.

PC1M—Chassis Connector ..... **30c List**

PRESSURE CHASSIS UNIT

Identical to above PC1M Chassis Unit, but has heavy coil spring which pushes center contact forward. May be used wherever PC1M was formerly used.

SP-PC1M—Pressure Chassis Connector 40c List

CLOSED CIRCUIT CONNECTOR

Same as PC1M but circuit closes when cable connector is removed, eliminating open circuit grid howls. Same thread and hardware supplied as on PC1M. Contact is spring-actuated. Use MC1F or MC1F-A as the cable connector.

CL-PC1M ..... **40c List**

ANGLE CONNECTOR

A new convenient cable unit for connecting cables at right angles to chassis unit. For use on amplifiers, transmitters and other apparatus which has the PC1M, SP-PC1M or CL-PC1M installed. Eliminates unsightly long bends in cable and greatly reduces the breakage of cable shields and center conductors. Barrel of connector is die cast and finished in polished chrome. Supplied with spring cord protector for cables ¼".

MC1F-A—Angle Connector ..... **60c List**

MICROPHONE SWITCH

Compact, unbreakable microphone switch. Male threads fit the MC1F and MC1F-A. Coupling ring fits any other connector having coupling threads. No tools or wiring is required. May be connected directly to any mike which has the PC1M installed, between amplifier and mike cable, or between two cables connected with MC1M and MC1F. **PUSH-TO-TALK**, and release the button for stand-by; or **SLIDE SWITCH** forward for permanent connection. Switch short-circuits mike. Machined from solid brass, chrome plated.

MC1S—Switch Complete **$1.00**

PHONE PLUG ADAPTER

Screws into coupling ring of MC1F and MC1F-A Connectors, permitting the cable to be plugged into any standard phone jack. There is no soldering or wiring. Since almost every microphone using single conductor shielded cable has the MC1F as the cable terminal, several of these adapters should always be on hand so that mikes can be plugged into amplifiers or recorders which use phone jacks for the input.

MC1P—(Plug Only) ..... **45c List**

3 and 4 CONTACT MICROPHONE CONNECTORS

MC3M MC3F

Molded bakelite elements encased in unbreakable chrome-plated polarized brass shells. Elements are interchangeable. By removing cap and spring cord protector connector can be screwed into microphone having ⅝"-27 thread, standard for this industry. Screw type coupling ring prevents accidental disconnections. 3-contact connectors take cables up to ¼" dia.; 4-contact to ⅜" dia.

Male	Female		List
MC3M	MC3F	3-contact	$1.00
MC4M	MC4F	4-contact	1.10

CHASSIS CONNECTORS

Mounts in 13/16" hole in any panel or chassis up to ¼" in thickness. Bakelite element fixed permanently in plated-brass shell. Supplied complete with chrome-plated mounting ring, lock washer and hex. lock nut.

PC3F—3-contact female ..... **50c List**
PC4F—4-contact female ..... **55c List**

SPECIAL CHASSIS CONNECTORS

Adjustable to panels up to ¾" in thickness. Solder lugs recessed, protecting them from physical damage and eliminating danger of shock. Use MC3M or MC4M as cable connector.

SP-PC3F—3-contact female ..... **$1.00 List**
SP-PC4F—4-contact female ..... **1.10 List**

Adjustable to panels up to ⅜". Extends in front of panel ½". Shell is chrome plated and carries the coupling ring. Use MC3F or MC4F as the cable connector.

SP-PC3M—3-prong male ..... **$1.00 List**
SP-PC4M—4-prong male ..... **1.10 List**

STAND CONNECTOR

Screws on to top of any standard microphone stand. Female thread is ⅝"-27. Finished in polished chrome brass. Permits easy removal of mike.

SC3F—3-contact ..... **$1.00 List**
SC4F—4-contact ..... **1.10 List**

SIDE CABLE OUTLET

Designed to be placed between a microphone and stand having ⅝"-27 threads. Its purpose is to provide an outlet for the microphone cable where it is not desired to run it through the stand tubing. Efficient cable grip relieves strain. Heavy metal castings, finished in polished chrome.

SC03—Side Cable Outlet ..... **75c List**

SHOCK ABSORBER

For use between stand and microphone. A rubber shock absorber encased in metal keeps floor vibrations from microphone. Has standard ⅝"-27 threads, male at one end, female at the other. Has 7/16" opening through the center for mike cable.

MSA3—Shock Absorber ..... **$1.00 List**

CAP AND CHAIN

Chrome plated cap for sealing chassis units when not in use. Prevents dust entering, eliminating noisy connections.

Fits any chassis unit in this column with coupling threads such as PC3F, SP-PC4F, etc.

CCC-3—Cap and Chain ..... **50c List**

1 AND 2 CONTACT PLUG-IN CONNECTORS

CABLE TYPE

MC2F MC2M

For small co-axial cables, microphone cables, speakers, etc. Utilizes standard sleeve type contacts and male prongs for a more positive contact. Unbreakable brass shell, finished in polished chrome. Element is Amphenol molded from high dielectric black bakelite. Screw type coupling ring prevents accidental disconnections.

Spring cord protector supplied as standard with single contact connectors accepts cables to ¼". When ordering connectors for use with Amphenol 76 cable, request No. 7030 spring for 5/16" cables, as supplied with 2-contact type.

80F —1-contact Female ..... **65c List**
80M —1-contact Male ..... **65c List**
MC2F —2-contact Female ..... **80c List**
MC2M—2-contact Male ..... **80c List**

CONVENIENCE OUTLETS

Antenna Outlet

Wall plate described below, equipped with a 110-volt receptacle and a small 3-contact socket for a doublet or "L" type antenna. Supplied complete with the 3 prong plug for plugging the radio into the antenna outlet. This neat appearing assembly is being used in all modern homes.

84-AC—Complete **$1.45**

Chrome plated wall plates, punched for any Amphenol receptacle, socket or chassis connector. Mounting holes fit directly on standard outlet boxes. When ordering specify which Amphenol products is to be mounted on the wall plate. product is to be mounted on the wall plate.

84-2CH—Plate only ..... **75c List**

CHASSIS UNITS

Lock Nut Mounting

Shielded chassis connectors. Supplied complete with metal washer and hex. locking nut. Use No. 80-M or MC2M as the cable connector. 21/32" mounting hole.

80-C —1-contact Female ..**40c List**
PC2F—2-contact Female ..**45c List**

With Riveting Plate

Chassis connectors for fast mounting with rivets or for replacement on apparatus that has a mounting hole too large for "Lock-Nut-Mounting" Amphenol Connectors. The 1⅛" diameter round mounting plate is an integral part of shell, the entire unit being machined from solid brass, then chrome plated. Has ⅝" mounting hole centers.

80-CR—1 pole female ..... **50c List**
PC2-CR—2 pole female ..... **55c List**

CHASSIS UNIT WITH COUPLING RING

Connectors for mounting on chassis, panel, or may be screwed into microphone body having standard ⅝"—27 thread. Has coupling ring for engaging 80-F or MC2F Cable Connector. Brass shell is chrome plated. Supplied with hex. nut, lock washer and flat washer. Requires ⅝" mounting hole.

80-MSP—1-pole Male ..... **80c List**
SP-MC2M—2-pole Male ..... **90c List**

CAP AND CHAIN

Chrome plated cap for sealing chassis units when not in use. Prevents dust entering, eliminating noisy connections. For use with any chassis unit in this and the adjoining column, such as PC1M, CL-PC1M, 80-C, 80-CR.

CCC-1—Cap and Chain ..... **50c List**

LOW-LOSS CONNECTORS

Any connector listed on this page available molded from Mica-Filled bakelite. Provides 50% better power factor and 33% better dielectric contant. Especially recommended for high frequency use. When ordering add the letter "T" to part number and 13c to List Price.

Products of American Phenolic Corporation

Copyright by U. C. P., Inc.

CONNECTORS SOCKETS — AMPHENOL — ADAPTERS PLUGS

"AN" (Army-Navy) CONNECTORS

Angle Connector

With Coupling Ring

With Coupling Thread

Amphenol "AN" connectors, designed especially for Army-Navy requirements, are the answer to the engineer's and radioman's demand for a high quality connector which would stand up under the most vigrous usage and give a life time of service. On tough jobs, such as mobile public address work, where innumerable connects and disconnects are necessary, the "AN" connectors will prove economical because of their long dependable service.

Listed below are connectors selected from the "AN" line for general radio and public address work. Light weight aluminum shells, high dielectric black bakelite insulation and contacts machined from bronze bar stock and silver plated. Locking type coupling ring working on screw-jack principle forces in or withdraws male prongs from tightly fitting resilient female

Number of Contacts	For Wire Size	ANGLE CONNECTOR With Coupling Ring No.	List	STRAIGHT CONNECTOR With Coupling Ring No.	List	STRAIGHT CONNECTOR With C'pl'g Thread No.	List
*1	8	PB-14-1A	$8.55	PA-14-1A	$6.05	RA-14-1A	$5.55
1	16	PB-14-1B	8.35	PA-14-1B	5.85	RA-14-1B	5.35
3	20	PB-14-3	9.05	PA-14-3	6.55	RA-14-3	6.05
4	20	PB-14-4	9.40	PA-14-4	6.90	RA-14-4	6.40
5	20	PB-14-5	9.75	PA-14-5	7.25	RA-14-5	6.75

* Handles up to No. 8 wire—widely used for connecting antenna feeders.

HEAVY-DUTY RADIO CONNECTORS

For Cables Having up to 12 Conductors

With Coupling Ring

With Coupling Thread

Chassis Unit

Fully shielded, unbreakable polarized connectors which will withstand the rough usage of public address work. Drawn brass cadmium-plated shell houses a molded bakelite element. Cable type has a positive strain relief clamp which will accommodate cables up to ½" in diameter. Chassis type mounts in 1¼" hole and is supplied complete with lock washer, flat washer and hex. locking nut.

Number of Contacts	Cable Connector With Coupling Ring		Cable Connector With Coupling Thread		Chassis Unit With Coupling Thread		List Price
	Male	Female	Male	Female	Male	Female	
4	04M	04F1	04M1	04F	P04M	P04F	$1.25
5	05M	05F1	05M1	05F	P05M	P05F	1.25
6	06M	06F1	06M1	06F	P06M	P06F	1.25
8	08M	08F1	08M1	08F	P08M	P08F	1.25
12	012M	012F1	012M1	012F	P012M	P012F	2.00

"AN" CHASSIS UNIT

With Coupling Thread

Has a square mounting flange for permanent assembly to chassis or panels with screws or rivets. Supplied with 1, 3, 4 or 5 female contacts. Use with the Angle Connector or Cable Connector with Coupling Ring. Overall size of mounting flange is 1¾" Square. Use chassis with Angle Connector or Straight Connector with Coupling Ring.

Number of Contacts	For Wire Size	Part No.	List Price
1	8	RB-14-1A	$2.55
1	16	RB-14-1B	2.35
3	20	RB-14-3	3.05
4	20	RB-14-4	3.40
5	20	RB-14-5	3.75

"AN" CONNECTORS

Army-Navy Procurement Spec. AN-9534

Amphenol "AN" connectors are now available for aircraft and industrial use, having 1 to 42 contacts, for carrying from 5 to 200 amperes. 106 different elements are available, housed in every type of shell. Fittings for flexible and rigid conduit, portable cords or shielded cable can be supplied. Your jobber has complete information on this new line of connectors.

Heavy Duty POWER CONNECTORS

Male
92-M—$2.50 List

Female
92-F—$2.50 List

Has four flat blade prongs and phosphor bronze contacts more than heavy enough to carry 10 amps at 250 volts, 15 amps at 125 volts. Molded bakelite element completely encased in drawn brass, cadmium-plated shell. Listed by Underwriters' Laboratories.

IMPEDANCE MATCHING SWITCH



8-position, single pole switch for impedance matching. White numerals, visible through window in cap are standard impedances: 0-2-4-8-16-250-500. Side set screw locks switch in position. Solder lugs protrude through bottom. 1½" mounting centers.

36-2—Impedance Matching Switch.....75c List

TAP CHANGE SWITCH

Same as above but white numerals are 1-2 3-4-5-6-7-8. Used for all switching purposes.

36-1—Tap Change Switch .....75c List

CHASSIS UNIT

Mounts in 1¼" hole in any panel or blank outlet cover up to ½" in thickness. Supplied with lock washer, flat washer and hex. nut. Use with Male Cable Connector.

92-C—Female .....$2.50 List

SINGLE CONTACT SOCKETS

Molded bakelite single contact sockets. Mount in 5/16" hole. No screws or rivets required. Held firmly in place by Amphenol No. 2-11 retainer ring. Breakdown voltage (with plug inserted) is in excess of 10,000 volts D.C. from contact to panel. Contacts are recessed ⅛" below the top of the tip jacks, preventing accidental shorts from the contact to the chassis. Contact may be removed and the bakelite body used as a feed-through bushing for wire leads.

Supplied in 7 different colors and 4 different prong diameters so that circuits can be easily and quickly identified, and high voltage plugs kept out of low voltage sockets. Colors available: black, red, green, blue, yellow, gray and walnut. If no color is specified, black will be shipped.

78-1P—for .080 phone tip .....7½c List
78-1S—for 3/32" plug .....7½c List
78-1M—for ⅛" plug .....7½c List
78-1L—for 5/32" plug .....7½c List

PREFOCUSED LAMP SOCKET

Universally adaptable sockets for medium-base prefocused lamps as used in movie projectors. Ideal for experimenters building apparatus using prefocused lamps for heat or high intensity light in flood lights, beacons, searchlights, etc. Can be installed in almost all movie projectors without drilling new holes. Molded from high-heat bakelite, withstanding temperatures to 450° F. Conservatively rated at 1000 watts, 110-250 volts. Listed by underwriters' Laboratories. Heavy solid brass contacts for minimum resistance assuring maximum light intensity. Overall size, 1¾" dia. x 1-55/64" high.

98-8—Lamp Socket.....$1.75

HEARING AID PLUGS

Especially suited for compact apparatus where plugs and sockets must use a minimum of space. Plugs are often used as supports for self sustaining coil forms.

70-27—2-prong plug .....10c List
70-25—3-prong plug .....13c List
70-26—4-prong plug .....15c List
77-25—3-contact socket .....22c List
77-26—4-contact socket .....25c List

As above but have contacts adjusted to fit phone tips (.080"). Used to connect two pair of headphones in series or parallel.

77-25S—3-contact socket .....22c List
77-26S—4-contact socket .....25c List

SINGLE PRONG PLUGS

Smallest yet most practical plugs in the world. Supplied in 7 different colors: black, red, green, blue, yellow, gray and walnut. If no color is specified black will be shipped.

For use with above sockets.

71-1S—3/32" prong .....5c List
71-1M—⅛" prong .....5c List
71-1L—5/32" prong .....5c List

ELECTRICAL AND MECHANICAL CHARACTERISTICS OF AMPHENOL INSULATIONS

MATERIAL	Dielectric Strength	Dielectric Constant		Power Factor		Loss Factor		Tensile Strength Lbs. per sq. in.	Softening Temperature Fahrenheit	Moisture Absorption
	V. per Mil.	1 Mc	10 Mc	1 Mc	10 Mc	1 Mc	10 Mc			
Black bakelite	400-500	5.9	...	.035	...	.178	....	8300	302°	.2%
Mica Filled Bakelite	475-600	5	...	.008	....	.040	...	6500	275°	.07%
Ultra-Low-Loss Steatite	300-500	6.0	5.8	.0006	.0004	.0036	.0023	8500	1420°	.1%
Amphenol "912-A"	500-700	2.6	2.6	.0002	.0003	.0005	.00078	7000	190°	.05%

Products of American Phenolic Corporation

Copyright by U. C. P., Inc.

CONNECTORS
SOCKETS

AMPHENOL

ADAPTERS
PLUGS

UNWIRED ADAPTERS

A universal yet simple way for the serviceman or experimenter to make his own adapters. Finished adapter resembles a factory wired job in all respects. Required for modernizing tube checkers and analyzers; for adapting new tubes to old circuits; for bringing out leads to output meter, phono pick up, headphones, extra speaker, etc.

ADAPTER BASES

Bases supplied in 2 styles—With 5/32" side hole for bringing out leads or with a side stud that accommodates a metal tube grip cap. Bases and socket tops drilled for self tapping screws for holding assembly together. Screws supplied with Bases.

Bases are supplied in black only

Number of prongs	With Side Hole List 20c ea.	With Side Stud List 30c ea.
4-prong	50-4D	50-4G
5-prong	50-5D	50-5G
6-prong	50-6D	50-6G
7-small	50-7SD	50-7SG
8-octal	50-8SD	50-8SG
*7-large	50-7LD	50-7LG
*8-octal	50-8LD	50-8LG

*Fits 7-large and 7-comb. socket tops only.

ADAPTER SOCKET TOPS

List Price 20c Each

Socket tops available in black, red, green, blue, gray, yellow and brown. Specify color.

FIT SMALL BASES ONLY

No. 44-4—4-contact
No. 44-5—5-contact
No. 44-6—6-contact
No. 44-7S—7-small
No. 44-8—8-octal
No. 44-L—Loktal

FITS LARGE BASES ONLY

No. 44-7L—7-large
No. 44-7C—7-comb.

With Center Locking Stud

7-contact top with center stud for lock-type analyzer plugs. Fits any small base.

No. 44-7SS—Socket Top with Stud.....31c List

3-14 ADAPTER SHELL

Formed black-japanned brass tubing. Amphenol "S" type sockets or "CP" type plugs snap into either end and are held securely yet may be removed easily. Any combination possible from 4 prong or contact to 11 prong or contact. Supplied in two types. With blank sides or with rubber grommet in side for bringing out leads.

3-14 —Shell, less side hole.....15c List
3-14D—Shell with side hole.....20c List

BULB TESTER SOCKET

A combination 7-contact tube socket (fits both large and small 7-prong tubes). Has a large center contact for testing dial lights, flashlight bulbs, etc., with either screw or bayonet base.

78-7CD —Retainer Ring Mounting.....44c List
RS7-CD—With Mounting Plate .....45c List

Compact socket for testing miniature bulbs such as are used in flashlights, dial lights, Christmas tree strings, etc. Accepts either screw or bayonet base. Mounts in a 5/8" round hole with a No. 2-9 retainer ring.

78-1DL .....30c List

UNIVERSAL GRID CAP

A new universal grid cap for tube checkers. Fits the grid stud of any receiving tube. Body is molded bakelite. A spring brass contact of unique design assures a positive connection at all times. Supplied wired with a flexible 15" lead, No. 20 stranded wire.

63-1W —Black Grid Cap .....20c List
63-1WR—Red Grid Cap .....20c List

Same as above but unwired. Contact is easily removed from bakelite body and soldered out in the open. No wire supplied.

63-1 —Black Grid Cap .....15c List
63-1R—Red Grid Cap .....15c List

LOKTAL ADAPTERS

adapters which will test any Loktal tube except the 7E7 and 7F7 in any tube checker, whether factory or custom built. Adapters convert loktals to exact counterparts in octal series.

Adapters are completely wired, ready for use. Socket tops are color coded for easy identification. Supplied with complete instructions.

44-11WK—Complete Wired Kit .....$5.00 List

UNWIRED KIT

Same as above but adapters are unwired. Supplied with wiring and testing instructions.

44-11K—Complete Unwired Kit .....$2.50 List

SPECIAL LOKTAL ADAPTERS

The 7E7 and 7F7 loktal tubes require special adapters because of their pin arrangement. Adapters are completely wired and are supplied with instructions.

44-11W7—for 7E7 tube .....$1.00 List
44-11W8—for 7F7 tube ..... 1.00 List

LOKTAL ANALYZER PLUG

Completely Wired

Adapter bottom is loktal type plug. Same pin size and pin spacing as loktal tubes. Fits on end of analyzer plugs.

No. 44-13-8—With Octal Top .....$1.25 List
No. 44-13-7—7-contact Top ..... 1.25 List
No. 44-13-6—6-contact Top ..... 1.25 List

With Center Locking Stud

Same as above but 7-contact top has center stud for lock-type analyzer plugs.

No. 44-13-S7—Complete with Stud.....$1.35 List

FOR SINGLE ENDED TUBES

Kit contains five wired adapters for testing the single ended tubes (without top grid stud) in any checker which has an octal socket. Supplied with complete instructions.

44-14WK—Complete Wired Kit .....$5.00 List

UNWIRED KIT

Identical to the above but the adapters are unwired. Supplied with complete wiring and testing instructions.

44-14K—Complete Unwired Kit .....$2.50 List

FOR MINIATURE TUBES

Unwired adapters for testing the new miniature tubes. No. 44-17-8 has a socket top to accommodate the RCA 1S4, 1S5, 1T4 and 1R5; and 9000, 9001, 9002 and 9003 series. No. 44-12-8 has a socket top to accommodate the Hytron Bantam Jr. tubes, HY113, HY115 and HY125. No. 44-26-8 is for Raytheon CK501, CK502, CK503, etc. Adapters have octal bases.

44-17-8—For RCA .....50c List
44-12-8—For Hytron .....50c List
44-26-8—For Raytheon .....50c List

U.H.F. ALIGNMENT TOOL

Molded from pure polystyrene Amphenol "912-A". The only alignment tool manufactured which has no capacity effect upon critical circuits. Necessary for radio servicemen, amateur and laboratory technicians who must align high and ultra-high frequency circuits. Supplied with a pencil-type clip so that it is convenient to carry in breast pockets.

55—Alignment Tool .....40c List

CRYSTAL HOLDER SOCKET

Black bakelite socket for standard crystal holders having two prongs on 3/4" centers. Easily mounted and requires minimum area on chassis or panel. Used extensively for crystal phasing in receivers, crystal control of transmitters and test equipment, and may be used as a dual tip jack on test panels. Accommodates 1/4" male prongs. (Amphenol No. 78-1M).

33-2—Bakelite Crystal Holder Socket.....8c List

As above but molded from pure polystyrene for high frequency circuits.

54-2—Polystyrene Crystal Holder Socket 30c List

MAGIC EYE ASSEMBLY

For easily adapting Magic - Eye tubes to any radio having automatic volume control, to F-M receivers, and for constructing test instruments such as signal tracers, etc. A spring clip grips tube base firmly yet permits rotation for proper focusing of eye movement. This spring clip is adjustable in slotted bracket, so tube will extend properly to any thickness panel. One-megohm target to plate resistor wired into socket. Five-wire color coded cable, 22" long. (All necessary hardware for assembling, with an attractive modernistically styled escutcheon). With instructions.

MEA-6—Complete Assembly .....$1.25 List

FOR OCTAL MAGIC EYE

Similar to above Magic Eye Assembly but has an octal socket to accommodate 6AF6G, 6AD6G and other electron tuning eyes having an octal base. Supplied with hardware and 10-2 escutcheon.

MEA-8—Complete Assembly .....$1.25 List

CATHODE RAY ASSEMBLY

For mounting the 902 and 913 cathode ray tubes. Ideal foundation for test equipment. Consists of bakelite socket encased in a metal shell, adjustable mounting bracket and 22" 7-wire color coded cable. Unit is completely wired.

913—Complete Assembly .....$1.00 List

MAGIC EYE ESCUTCHEONS

10-1

10-2

For magic eyes. Modernistically designed to match the other components of your apparatus. Finished in antique bronze.

10-1—For 6-prong Single Eye tubes .....25c List
10-2—For 8-prong Double Eye tubes 30c List

ANTI-MICROPHONE SOCKET CUSHIONS

All the parts necessary for converting Amphenol MIP sockets to floating sockets are contained in an envelope on which are printed complete instructions. Consists of 4 live gum rubber cushions, metal washers, mounting screws and nuts. To overcome tube microphonics cushioned sockets are sometimes necessary, especially for photo-cell work, ultra-sensitive circuits and for some battery tubes.

11-3K—Kit less socket .....20c List

LIVE RUBBER CUSHIONS

Live rubber cushions for inserting in chassis or panel riveting holes to lessen vibration of an assembled part such as a tube socket. Molded from pure Para rubber.

No. 22-6 —For 3/8" hole.....10 for 30c
No. 22-10—For 1/4" hole.....10 for 15c

BLACK RUBBER GROMMETS

For protecting cables from abrasions when passing through a chassis or panel hole.

No. 22-1—For 5/8" hole, 3/8" I.D.....10 for 13c
No. 22-2—For 3/4" hole, 1/2" I.D.....10 for 10c
No. 22-3—For 7/8" hole, 5/8" I.D.....10 for 9c

Products of American Phenolic Corporation

Copyright by U. C. P., Inc.

TERMINAL STRIPS

NO. 8-76 TERMINAL STRIP (Actual Size)

All terminal strips are listed 2 contact, 3 contact, 4 contact, 5 contact and 6 contact. The illustration for each type of terminal shows a single terminal, in order to condense the listing.

A differential is also given to compute the price of strips having more than 6 contacts. Information for computing mounting hole centers, etc., is also supplied. If extra long strips are required, additional mounting holes should be specified at intervals. The additional list per extra mounting hole is 5 per cent of the 6 contact list.

All terminals are brass. Terminals with solder tab are tin plated. Terminals with screw connections only, are nickel plated. All binder head screws are brass, nickel plated.

PLUGS AND SOCKETS

Three lines of multi-circuit plugs and sockets are listed in this catalog: 300, 400 and 500 series. These fulfill every connecting requirement, but due to the many special circuit arrangements suggest you select the series that seems most appropriate and then submit to the Underwriters' Laboratory for approval.

300 series is designed for light duty and recommended for voltages up to 45 volts and 5 amperes, although circuit characteristics may permit higher ratings. Plug prongs are 5/32" wide by 3/64" thick.

400 series is designed for medium work and recommended for voltages up to 110 volts and 10 amperes, although circuit characteristics may permit higher ratings. Plug prongs are 1/4" wide by 1/16" thick.

500 series is designed for heavy duty and recommended for voltages up to 5000 volts and 25 amperes, although circuit characteristics may permit higher ratings. Plug prongs are 5/16" wide by 3/32" thick.

PLUG—P406-CCT
SOCKET—S406-AB

During our twenty years of manufacturing electrical connecting devices, we have always tried to improve our products, rather than make them cheaper. As a result, our business has steadily grown. For years we have been supplying the largest and best known manufacturers in the United States and foreign countries. In general, where brass, phosphor bronze or copper should be used, it is used. We do not make parts of steel and brass plate them to save money. All terminal screws are solid brass, with special large binder heads, finished in burnished nickel plate. The grade of bakelite, both laminated and molded, is selected to fulfill the requirements of its intended use. All items are carefully inspected before shipping.

You will find business relations with us pleasant. Orders shipped promptly and correspondence answered the same day received.

PRICES SUBJECT TO CHANGE WITHOUT NOTICE

Copyright by U. C. P., Inc.

"300" SERIES PLUGS AND SOCKETS

General Specifications

2 Contacts to 33 Contacts. All plugs and sockets are polarized.
Plugs of one size cannot fit into sockets of another size.
Phosphor bronze "knife-switch" type socket contacts engage both sides of flat plug contacts—double contact area
Molded Bakelite insulation.
Formed metal caps.
Formed fibre linings in caps.
Small size, with good separation between contacts.
Plug or socket for panel mounting.
Plug or socket with cap.
Simple, fool-proof assembly.
Finish on caps—Black Crystal, except on large quantities at extreme discounts.
Plug prongs—$\frac{3}{32}$" wide by $\frac{3}{64}$" thick.
We suggest using the 300 series in circuits not exceeding 45 Volts and 5 Amps, although circuit characteristics may permit higher ratings. See Page N-22 for mounting specifications.

NEW END BRACKET (EB)

S315EB

On AB bracket type plugs and sockets, 15 to 33 contact, an alternate bracket arrangement is provided, as illustrated above. These brackets are attached to the end of the blocks, and are designated by the affix EB, in place of AB. For example: S-315-EB, P-327-EB, etc. List prices are the same as the AB type. Panel cutouts same dimensions as shown on page 19; however, mounting holes are on a center line through the long axis of the block. Mounting centers are as follows: 315, 2"; 318, 2⅛"; 321, 2⅜"; 324, 2½"; 327, 3¼"; 330, 3½"; 333, 3⅞".

Plug with Angle Brackets

P304AB

No. Contacts	Ea.
P-302-AB (2)	$ .16
P-303-AB (3)	.19
P-304-AB (4)	.22
P-306-AB (6)	.27
P-308-AB (8)	.32
P-310-AB (10)	.37
P-312-AB (12)	.42

Socket with Angle Brackets

S304AB

No. Contacts	Ea.
S-302-AB (2)	$ .17
S-303-AB (3)	.20
S-304-AB (4)	.23
S-306-AB (6)	.30
S-308-AB (8)	.37
S-310-AB (10)	.44
S-312-AB (12)	.51

Plug with Flush Plate

P304FP

No. Contacts	Ea.
P-302-FP (2)	$ .27
P-303-FP (3)	.30
P-304-FP (4)	.33
P-306-FP (6)	.38
P-308-FP (8)	.43
P-310-FP (10)	.48
P-312-FP (12)	.53

Socket with Flush Plate

S304FP

No. Contacts	Ea.
S-302-FP (2)	$ .28
S-303-FP (3)	.31
S-304-FP (4)	.34
S-306-FP (6)	.41
S-308-FP (8)	.48
S-310-FP (10)	.55
S-312-FP (12)	.62

Plug with Recessed Plate

P304RP

No. Contacts	Ea.
P-302-RP (2)	$ .32
P-303-RP (3)	.35
P-304-RP (4)	.38
P-306-RP (6)	.45
P-308-RP (8)	.52
P-310-RP (10)	.59
P-312-RP (12)	.66

Socket with Recessed Plate

S304RP

No. Contacts	Ea.
S-302-RP (2)	$ .33
S-303-RP (3)	.36
S-304-RP (4)	.39
S-306-RP (6)	.48
S-308-RP (8)	.57
S-310-RP (10)	.66
S-312-RP (12)	.75

Plug, Flared Hole in Cap

P304FHT

No. Contacts	Ea.
P-302-FHT (2)	$ .26
P-303-FHT (3)	.29
P-304-FHT (4)	.32
P-306-FHT (6)	.38
P-308-FHT (8)	.44
P-310-FHT (10)	.50
P-312-FHT (12)	.56

Socket, Flared Hole in Cap

S304FHT

No. Contacts	Ea.
S-302-FHT (2)	$ .27
S-303-FHT (3)	.30
S-304-FHT (4)	.33
S-306-FHT (6)	.41
S-308-FHT (8)	.49
S-310-FHT (10)	.57
S-312-FHT (12)	.65

Plug, Flared Hole in Cap and with Latches

P304FHT-L

No. Contacts	Ea.
P-302-FHT-L (2)	$ .36
P-303-FHT-L (3)	.39
P-304-FHT-L (4)	.42
P-306-FHT-L (6)	.48
P-308-FHT-L (8)	.54
P-310-FHT-L (10)	.60
P-312-FHT-L (12)	.66

Socket, Flared Hole in Cap and with Keepers

S304FHT-K

No. Contacts	Ea.
S-302-FHT-K (2)	$ .37
S-303-FHT-K (3)	.40
S-304-FHT-K (4)	.43
S-306-FHT-K (6)	.51
S-308-FHT-K (8)	.59
S-310-FHT-K (10)	.67
S-312-FHT-K (12)	.75

Plug, Cable Clamp in Cap

P304CCT

No. Contacts	Ea.
P-302-CCT (2)	$ .36
P-303-CCT (3)	.39
P-304-CCT (4)	.42
P-306-CCT (6)	.48
P-308-CCT (8)	.54
P-310-CCT (10)	.60
P-312-CCT (12)	.66

Socket, Cable Clamp in Cap

S304CCT

No. Contacts	Ea.
S-302-CCT (2)	$ .37
S-303-CCT (3)	.40
S-304-CCT (4)	.43
S-306-CCT (6)	.51
S-308-CCT (8)	.59
S-310-CCT (10)	.67
S-312-CCT (12)	.75

Plug, Cable Clamp in Cap and with Latches

P304CCT-L

No. Contacts	Ea.
P-302-CCT-L (2)	$ .46
P-303-CCT-L (3)	.49
P-304-CCT-L (4)	.52
P-306-CCT-L (6)	.58
P-308-CCT-L (8)	.64
P-310-CCT-L (10)	.70
P-312-CCT-L (12)	.76

Socket, Cable Clamp in Cap and with Keepers

S304CCT-K

No. Contacts	Ea.
S-302-CCT-K (2)	$ .47
S-303-CCT-K (3)	.50
S-304-CCT-K (4)	.53
S-306-CCT-K (6)	.61
S-308-CCT-K (8)	.69
S-310-CCT-K (10)	.77
S-312-CCT-K (12)	.85

Plug with Angle Brackets

P315AB

No. Contacts	Ea.
P-315-AB (15)	$ .60
P-318-AB (18)	.75
P-321-AB (21)	.95
P-324-AB (24)	1.15
P-327-AB (27)	1.35
P-330-AB (30)	1.55
P-333-AB (33)	1.75

Socket with Angle Brackets

S315AB

No. Contacts	Ea.
S-315-AB (15)	$ .70
S-318-AB (18)	.85
S-321-AB (21)	1.05
S-324-AB (24)	1.25
S-327-AB (27)	1.45
S-330-AB (30)	1.65
S-333-AB (33)	1.85

Plug with Deep Bracket

P315DB

No. Contacts	Ea.
P-315-DB (15)	$ .90
P-318-DB (18)	1.10
P-321-DB (21)	1.30
P-324-DB (24)	1.55
P-327-DB (27)	1.75
P-330-DB (30)	2.00
P-333-DB (33)	2.20

Socket with Deep Bracket

S315DB

No. Contacts	Ea.
S-315-DB (15)	$1.00
S-318-DB (18)	1.20
S-321-DB (21)	1.40
S-324-DB (24)	1.65
S-327-DB (27)	1.85
S-330-DB (30)	2.10
S-333-DB (33)	2.30

Plug with Flared Hole in Top of Cap

P315FHT

No. Contacts	Ea.
P-315-FHT (15)	$ .80
P-318-FHT (18)	1.00
P-321-FHT (21)	1.20
P-324-FHT (24)	1.45
P-327-FHT (27)	1.65
P-330-FHT (30)	1.90
P-333-FHT (33)	2.10

Socket, Flared Hole in Top of Cap

S315FHT

No. Contacts	Ea.
S-315-FHT (15)	$ .90
S-318-FHT (18)	1.10
S-321-FHT (21)	1.30
S-324-FHT (24)	1.55
S-327-FHT (27)	1.75
S-330-FHT (30)	2.00
S-333-FHT (33)	2.20

Plug, Flared Hole in Top of Cap and with Latches

P315FHT-L

No. Contacts	Ea.
P-315-FHT-L (15)	$ .90
P-318-FHT-L (18)	1.10
P-321-FHT-L (21)	1.30
P-324-FHT-L (24)	1.55
P-327-FHT-L (27)	1.75
P-330-FHT-L (30)	2.00
P-333-FHT-L (33)	2.20

Socket, Flared Hole in Top of Cap and with Keepers

S315FHT-K

No. Contacts	Ea.
S-315-FHT-K (15)	$1.00
S-318-FHT-K (18)	1.20
S-321-FHT-K (21)	1.40
S-324-FHT-K (24)	1.65
S-327-FHT-K (27)	1.85
S-330-FHT-K (30)	2.10
S-333-FHT-K (33)	2.30

Plug, Cable Clamp in Top of Cap

P315CCT-

No. Contacts	Ea.
P-315-CCT (15)	$ .95
P-318-CCT (18)	1.15
P-321-CCT (21)	1.35
P-324-CCT (24)	1.60
P-327-CCT (27)	1.80
P-330-CCT (30)	2.10
P-333-CCT (33)	2.25

Socket, Cable Clamp in Top of Cap

S315CCT

No. Contacts	Ea.
S-315-CCT (15)	$1.05
S-318-CCT (18)	1.25
S-321-CCT (21)	1.45
S-324-CCT (24)	1.70
S-327-CCT (27)	1.90
S-330-CCT (30)	2.20
S-333-CCT (33)	2.35

Plug, Cable Clamp in Top of Cap and with Latches

P315CCT-L

No. Contacts	Ea.
P-315-CCT-L (15)	$1.05
P-318-CCT-L (18)	1.25
P-321-CCT-L (21)	1.45
P-324-CCT-L (24)	1.70
P-327-CCT-L (27)	1.90
P-330-CCT-L (30)	2.20
P-333-CCT-L (33)	2.35

Socket, Cable Clamp in Top of Cap and with Keepers

S315CCT-K

No. Contacts	Ea.
S-315-CCT-K (15)	$1.15
S-318-CCT-K (18)	1.35
S-321-CCT-K (21)	1.55
S-324-CCT-K (24)	1.80
S-327-CCT-K (27)	2.00
S-330-CCT-K (30)	2.30
S-333-CCT-K (33)	2.45

Plug Mounted on Brass Wall Plate

P315RP

No. Contacts	Ea.
P-315-RP (15)	$1.65
P-318-RP (18)	1.85
P-321-RP (21)	2.05
P-324-RP (24)	2.30

P-327-RP, P-330-RP and P-333-RP—Not made; too large for standard wall plate.

Socket Mounted on Brass Wall Plate

S315WP

No. Contacts	Ea.
S-315-WP (15)	$1.45
S-318-WP (18)	1.60
S-321-WP (21)	1.80
S-324-WP (24)	2.00

P-327-WP, P-330-WP and P-333-WP—Not made; too large for standard wall plate.

Copyright by U. C. P., Inc

"400" SERIES PLUGS AND SOCKETS (Formerly "Heavy Duty")

General Specifications

2, 4, 6, 8, 10 and 12 Contacts.
All plugs and sockets are polarized.
Phosphor bronze "knife switch" type socket contacts engage both sides of flat plug contacts—double contact area.
Molded Bakelite insulation.
Fibre linings in caps.
Plug or socket for panel mounting.
Plug or socket with caps.
Finish on caps—Black Crystal.
Plug prong cross section ¼" x $\frac{1}{16}$".
Locking fittings available for panel types or extension cables listed on page 18.
We recommend using the 400 series in circuits not exceeding 110 Volts and 10 Amperes, although circuit characteristics may permit higher ratings.

See Page N-21 for mounting specifications

PLUGS

P-404-FHT

Plug—Flared Hole in Top

No. Contacts	Ea.
P-402-FHT (2)	$ .50
P-404-FHT (4)	.65
P-406-FHT (6)	.80
P-408-FHT (8)	.95
P-410-FHT (10)	1.10
P-412-FHT (12)	1.25

Plug—Flared Hole in End

No. Contacts	Ea.
P-402-FHE (2)	$ .50
P-404-FHE (4)	.65
P-406-FHE (6)	.80
P-408-FHE (8)	.95
P-410-FHE (10)	1.10
P-412-FHE (12)	1.25

SOCKETS

Socket—Flared Hole in Top

No. Contacts	Ea.
S-402-FHT (2)	$ .55
S-404-FHT (4)	.75
S-406-FHT (6)	.95
S-408-FHT (8)	1.15
S-410-FHT (10)	1.35
S-412-FHT (12)	1.55

Socket—Flared Hole in End

No. Contacts	Ea.
S-402-FHE (2)	$ .55
S-404-FHE (4)	.75
S-406-FHE (6)	.95
S-408-FHE (8)	1.15
S-410-FHE (10)	1.35
S-412-FHE (12)	1.55

PLUGS

P-404-RST

Plug—Rubber Sleeve in Top

No. Contacts	Ea.
P-402-RST (2)	$ .65
P-404-RST (4)	.80
P-406-RST (6)	.95
P-408-RST (8)	1.10
P-410-RST (10)	1.25
P-412-RST (12)	1.40

Plug—Rubber Sleeve in End

No. Contacts	Ea.
P-402-RSE (2)	$ .65
P-404-RSE (4)	.80
P-406-RSE (6)	.95
P-408-RSE (8)	1.10
P-410-RSE (10)	1.25
P-412-RSE (12)	1.40

SOCKETS

Socket—Rubber Sleeve in Top

No. Contacts	Ea.
S-402-RST (2)	$ .70
S-404-RST (4)	.90
S-406-RST (6)	1.10
S-408-RST (8)	1.30
S-410-RST (10)	1.50
S-412-RST (12)	1.70

Socket—Rubber Sleeve in End

No. Contacts	Ea.
S-402-RSE (2)	$ .70
S-404-RSE (4)	.90
S-406-RSE (6)	1.10
S-408-RSE (8)	1.30
S-410-RSE (10)	1.50
S-412-RSE (12)	1.70

PLUGS

P-404-CCT

Plug—Cable Clamp in Top

No. Contacts	Ea.
P-402-CCT (2)	$ .70
P-404-CCT (4)	.85
P-406-CCT (6)	1.00
P-408-CCT (8)	1.15
P-410-CCT (10)	1.30
P-412-CCT (12)	1.45

Plug—Cable Clamp in End

No. Contacts	Ea.
P-402-CCE (2)	$ .70
P-404-CCE (4)	.85
P-406-CCE (6)	1.00
P-408-CCE (8)	1.15
P-410-CCE (10)	1.30
P-412-CCE (12)	1.45

SOCKETS

Socket—Cable Clamp in Top

No. Contacts	Ea.
S-402-CCT (2)	$ .75
S-404-CCT (4)	.95
S-406-CCT (6)	1.15
S-408-CCT (8)	1.35
S-410-CCT (10)	1.55
S-412-CCT (12)	1.75

Socket—Cable Clamp in End

No. Contacts	Ea.
S-402-CCE (2)	$ .75
S-404-CCE (4)	.95
S-406-CCE (6)	1.15
S-408-CCE (8)	1.35
S-410-CCE (10)	1.55
S-412-CCE (12)	1.75

PLUGS

P-404-SFT

Plug—Steel Flex Clamp in Top

No. Contacts	Ea
P-402-SFT (2)	$ .70
P-404-SFT (4)	.85
P-406-SFT (6)	1.00
P-408-SFT (8)	1.15
P-410-SFT (10)	1.30
P-412-SFT (12)	1.45

Plug—Steel Flex Clamp in End

No. Contacts	Ea.
P-402-SFE (2)	$ .70
P-404-SFE (4)	.85
P-406-SFE (6)	1.00
P-408-SFE (8)	1.15
P-410-SFE (10)	1.30
P-412-SFE (12)	1.45

SOCKETS

Socket—Steel Flex Clamp in Top

No. Contacts	Ea
S-402-SFT (2)	$ .75
S-404-SFT (4)	.95
S-406-SFT (6)	1.15
S-408-SFT (8)	1.35
S-410-SFT (10)	1.55
S-412-SFT (12)	1.75

Socket—Steel Flex Clamp in End

No. Contacts	Ea.
S-402-SFE (2)	$ .75
S-404-SFE (4)	.95
S-406-SFE (6)	1.15
S-408-SFE (8)	1.35
S-410-SFE (10)	1.55
S-412-SFE (12)	1.75

Plug—Less Angle Brackets not Drilled or Tapped Unless Specified

P-404-LAB

No. Contacts	Ea.
P-402-LAB (2)	$ .25
P-404-LAB (4)	.35
P-406-LAB (6)	.45
P-408-LAB (8)	.55
P-410-LAB (10)	.65
P-412-LAB (12)	.75

Socket—Less Angle Brackets Not Drilled or Tapped Unless Specified

S-404-LAB

No. Contacts	Ea
S-402-LAB (2)	$ .30
S-404-LAB (4)	.45
S-406-LAB (6)	.60
S-408-LAB (8)	.75
S-410-LAB (10)	.90
S-412-LAB (12)	1.05

Plug—with Angle Brackets for 1/16" Panel

P-404-AB

No. Contacts	Ea.
P-402-AB 1/16" (2)	$ .45
P-404-AB 1/16" (4)	.55
P-406-AB 1/16" (6)	.65
P-408-AB 1/16" (8)	.75
P-410-AB 1/16" (10)	.85
P-412-AB 1/16" (12)	.95

Socket—with Angle Brackets

S-404-AB

No. Contacts	Ea.
S-402-AB (2)	$ .50
S-404-AB (4)	.65
S-406-AB (6)	.80
S-408-AB (8)	.95
S-410-AB (10)	1.10
S-412-AB (12)	1.25

P-404-AB⅛"

Plug—with Angle Brackets—⅛" Drop

No. Contacts	Ea
P-402-AB ⅛" (2)	$ .50
P-404-AB ⅛" (4)	.60
P-406-AB ⅛" (6)	.70
P-408-AB ⅛" (8)	.80
P-410-AB ⅛" (10)	.90
P-412-AB ⅛" (12)	1.00

P-404-AB¾"

Plug—with Angle Brackets—¾" Drop

No. Contacts	Ea.
P-402-AB ¾" (2)	$ .50
P-404-AB ¾" (4)	.60
P-406-AB ¾" (6)	.70
P-408-AB ¾" (8)	.80
P-410-AB ¾" (10)	.90
P-412-AB ¾" (12)	1.00

P-404-DB

Plug — with Deep Bracket

No. Contacts	Ea.
P-402-DB (2)	$ .55
P-404-DB (4)	.70
P-406-DB (6)	.85
P-408-DB (8)	1.00
P-410-DB (10)	1.15
P-412-DB (12)	1.30

Socket — with Deep Bracket

No. Contacts	Ea.
S-402-DB (2)	$ .60
S-404-DB (4)	.80
S-406-DB (6)	1.00
S-408-DB (8)	1.20
S-410-DB (10)	1.40
S-412-DB (12)	1.60

S-404-WP

Socket—Mounted on Brass Wall Plate

No. Contacts	Ea.
S-402-WP (2)	$1.30
S-404-WP (4)	1.45
S-406-WP (6)	1.60
S-408-WP (8)	1.75
S-410-WP (10)	1.90
S-412-WP (12)	2.05

Copyright by U. C. P., Inc.

"500" SERIES PLUGS AND SOCKETS

For Complete Listing of 500 SERIES, Write for No. 500 Catalog

Designed for 5,000 volts and 25 amperes per contact. Circuit characteristics, however, may alter this rating one way or the other.

Long leakage path from terminal to terminal, and terminal to ground. Contacts are brass and phosphor bronze, silver plated. Metal parts of caps and brackets are steel, parkerized (rust-proofed). Plug and socket blocks are interchangeable in caps and brackets.

All sizes are polarized in a manner to prevent a smaller plug being inserted in a larger socket. Thus different sizes may be used on one installation without danger of making wrong connections.

Extreme care has been taken to make terminal connections under cap very accessible both for original wiring and subsequent inspection. The cap is insulated with canvas bakelite. Plug prong cross section $\frac{5}{16}''x\frac{3}{32}''$.

IMPORTANT: For safety with high voltages DEEP BRACKETS should always be used on one plug or socket, when the other plug or socket has a CAP. SHALLOW BRACKETS are for use only in connecting two units, each unit having plug or socket with SHALLOW BRACKET.



P-506-CE (Plug with Cap) (BX Clamp shown but not furnished)

S-506-CE (Socket with Cap)



P-506-SB (Plug with Shallow Bracket)

S-506-DB (Socket with Deep Bracket)

P-506-DB (Plug with Deep Bracket)

S-506-SB (Socket with Shallow Bracket)

LOCKS FOR 500 SERIES PLUGS AND SOCKETS



Locks shown above are used in connection with any DEEP BRACKET and cap combination.
The locks securely hold the units together, but they can be released instantly.
The mounting plates are made to fit all DEEP BRACKETS, and are fastened by the same screws or rivets that hold the deep brackets to the panel. Can not be used on shallow brackets. Sold in pairs only.
No. 500-L locks ..... **Per pair $ .75**

PLUG
With Cap

Code	Price Ea.
P-502-CE	$2.00
P-504-CE	2.85
P-506-CE	3.70
P-508-CE	4.55
P-510-CE	5.40
P-512-CE	6.25

PLUG
With Deep Bracket

Code	Price Ea.
P-502-DB	$1.75
P-504-DB	2.50
P-506-DB	3.25
P-508-DB	4.00
P-510-DB	4.75
P-512-DB	5.50

PLUG
With Shallow Bracket

Code	Price Ea.
P-502-SB	$1.75
P-504-SB	2.50
P-506-SB	3.25
P-508-SB	4.00
P-510-SB	4.75
P-512-SB	5.50

SOCKET
With Cap

Code	Price Ea.
S-502-CE	$2.00
S-504-CE	2.85
S-506-CE	3.70
S-508-CE	4.55
S-510-CE	5.40
S-512-CE	6.25

SOCKET
With Deep Bracket

Code	Price Ea.
S-502-DB	$1.75
S-504-DB	2.50
S-506-DB	3.25
S-508-DB	4.00
S-510-DB	4.75
S-512-DB	5.50

SOCKET
With Shallow Bracket

Code	Price Ea.
S-502-SB	$1.75
S-504-SB	2.50
S-506-SB	3.25
S-508-SB	4.00
S-510-SB	4.75
S-512-SB	5.50

Copyright by U. C. P., Inc.

SERIES 101, 201 AND 202 PLUGS AND SOCKETS

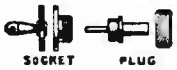

Completely shielded plugs and sockets. In general, the 101 series are all similar. Ceramic insulation is used on plug member and XX bakelite on socket member. Metal parts are of brass, heavily tin plated. Made on screw machine, with the exception of the cable ferrules. Cable ferrules are supplied as shown, for ¼", ⅜" and ½" cables. Ferrules are drawn brass. All 101 plugs and sockets are single contacts. Threaded nut holds plug in socket.

Type 101 mounting holes No. 41 drill on $\frac{11}{16}$" centers.
Type 101-D mounting holes No. 30 drill on $\frac{13}{16}$" centers.

The 201 plugs and sockets are similar to the 101, but larger all around. Ferrule is supplied for ⅜" cable only. Mounting hole No. 30 drill on 1" centers.

No. 202 plugs and sockets are made in two contacts. Correspond generally in construction to series 101 and 201, except insulation is molded bakelite. Mounting holes No. 30 drill on 1" centers.

P.S.101-¼"

P-101—¼" Plug only	Ea.	$ .45
S-101—¼" Socket only	Ea.	.40
PS-101—¼" Plug and Socket	Ea.	.85
Ferrule Dia., O. D. $\frac{3}{32}$": I. D. ¼"		

PS 101-⅜"

P-101—⅜" Plug only	Ea.	$ .55
S-101—⅜" Socket only	Ea.	.40
PS-101—⅜" Plug and Socket	Ea.	.95
Ferrule Dia., O. D. $\frac{13}{32}$": I. D. ⅜"		

PS 101-½"

P-101—½" Plug only	Ea.	$ .60
S-101—½" Socket only	Ea.	.40
PS-101—½" Plug and Socket	Ea.	1.00
Ferrule Dia., O. D. $\frac{9}{16}$": I. D. $\frac{13}{64}$"		

PS101-D¼"

P-101-D—¼" Plug only	Ea.	$ .45
S-101-D—¼" Socket only	Ea.	.60
PS-101-D—¼" Plug and Socket	Ea.	1.05
Ferrule Dia., O. D. $\frac{3}{32}$": I. D. ¼"		

PS101-D⅜"

P-101-D—⅜" Plug only	Ea.	$ .55
S-101-D—⅜" Socket only	Ea.	.60
PS-101-D—⅜" Plug and Socket	Ea.	1.15
Ferrule Dia., O. D. $\frac{13}{32}$": I. D. ⅜"		

PS 101-D½"

P-101-D—½" Plug only	Ea.	$ .60
S-101-D—½" Socket only	Ea.	.60
PS-101-D—½" Plug and Socket	Ea.	1.20
Ferrule Dia., O. D. $\frac{9}{16}$": I. D. $\frac{13}{64}$"		

P.S.201-D⅜"

P-201-D—⅜" Plug only	Ea.	$ .70
S-201-D—⅜" Socket only	Ea.	.75
PS-201-D—⅜" Plug and Socket	Ea.	1.45
Ferrule Dia., O. D. $\frac{13}{32}$": I. D. ⅜"		

PS 202-FHT

P-202-FHT Plug only	Ea.	$ .45
S-202-B Socket only	Ea.	.65
PS-202-FHT Plug and Socket	Ea.	1.10

P.S.202-CCT

P-202-CCT Plug only	Ea.	$ .55
S-202-B Socket only	Ea.	.65
PS-202-CCT Plug and Socket	Ea.	1.20

SINGLE PLUGS

With Ceramic Handle

A convenient plug for test circuits, etc.

Code	Pin Diam.	Fits Terminal No.	Price per 100
99-KH	⅛"	42 or 96	$5.00
100-KH	$\frac{5}{32}$"	43 or 96	6.00

With Bakelite Handle

Same as KH plugs except that handle is bakelite instead of ceramic.

Code	Pin Diam.	Fits Terminal No.	Price per 100
99-WH	⅛"	42 or 96	$4.00
100-WH	$\frac{5}{32}$"	43 or 96	4.00

1400 SERIES PLUGS AND SOCKETS

This series of "disconnect" plugs and sockets has the distinct advantage of low cost for a separable unit handling many circuits. Due to exposed metal parts, it is recommended for use when the complete unit is within a housing.

Reduces costs of servicing units. Advantageous in shipping when it is desirable to pack units separately. Polarized—assures correct coupling. Spring temper brass sockets assure perfect contact. Standard units are listed below from 5 to 16 contacts. However, we can supply units having as many as 30 or more contacts. On No. 1420 or larger we recommend the plug be divided into two or more units, as a single long plug is not mechanically strong. The socket will be made in one assembly.

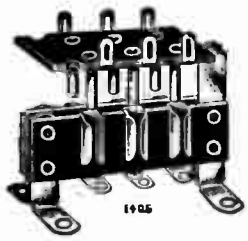
1405

No. 1405	(5 Contacts)	Ea. $ .28	No. 1411	(11 Contacts)	Ea. $ .52
No. 1406	(6 Contacts)	Ea. .32	No. 1412	(12 Contacts)	Ea. .56
No. 1407	(7 Contacts)	Ea. .36	No. 1413	(13 Contacts)	Ea. .60
No. 1408	(8 Contacts)	Ea. .40	No. 1414	(14 Contacts)	Ea. .64
No. 1409	(9 Contacts)	Ea. .44	No. 1415	(15 Contacts)	Ea. .68
No. 1410	(10 Contacts)	Ea. .48	No. 1416	(16 Contacts)	Ea. .72

For units with more than 16 contacts, add 4c to the No. 1416 price for each additional contact.

Copyright by U. C. P., Inc.

Nos. 140 AND 150 SERIES SCREW TERMINAL BARRIER STRIPS

A new terminal strip that fills a long felt want. Has thousands of applications. Increased insulation is provided by having barriers placed between each terminal. These barriers follow around the edge of the strip and terminate with the base. The barriers not only make a long leakage path, but prevent direct shorts from frayed wires at the terminals. Mounting holes are at the ends as illustrated. The terminals and binder screws are of brass, nickel plated. Insulation is molded Bakelite. White characters may be imprinted on the edges of the strip between the barriers and directly below the terminals. See page 18 for imprinting prices.

140

MAXIMUM NUMBER OF TERMINALS—21

These terminal strips can be furnished with the W-140 solder terminals listed below, by adding the affix W to the code numbers at the right. Add price of W-140 terminals to the price of the terminal strip. For example: 4-140-W will cost 33c plus 12c or 45c each.

No. 140 TERMINAL STRIPS

⅞" wide by $\frac{13}{32}$" high. Terminals are mounted on ⅜" centers. Screws: 5-40x$\frac{3}{16}$" brass, burnished nickel plate, Metal to metal spacing over bakelite ¼".

Code			Ea.
No.	2-140	(2 Terminals)	$.19
No.	3-140	(3 Terminals)	.26
No.	4-140	(4 Terminals)	.33
No.	5-140	(5 Terminals)	.40
No.	6-140	(6 Terminals)	.47
No.	7-140	(7 Terminals)	.54
No.	8-140	(8 Terminals)	.61
No.	9-140	(9 Terminals)	.68
No.	10-140	(10 Terminals)	.75

For terminal strips with more than 10 terminals (maximum 21), add 7c to the No. 10-140 price for each additional terminal.

141

MAXIMUM NUMBER OF TERMINALS—20

These terminal strips can be furnished with the W-141 solder terminals listed below, by adding the affix W to the code numbers at the right. Add price of W-141 terminals to the price of the terminal strip. For example: 2-141-W will cost 24c plus 8c or 32c each.

No. 141 TERMINAL STRIPS

1⅛" wide by ½" high. Terminals mounted on $\frac{7}{16}$" centers. Screws: 6-32x ¼" brass, nickel plated. Metal to metal spacing over bakelite ⅜".

Code			Ea.
No.	2-141	(2 Terminals)	$.24
No.	3-141	(3 Terminals)	.33
No.	4-141	(4 Terminals)	.42
No.	5-141	(5 Terminals)	.51
No.	6-141	(6 Terminals)	.60
No.	7-141	(7 Terminals)	.69
No.	8-141	(8 Terminals)	.78
No.	9-141	(9 Terminals)	.87
No.	10-141	(10 Terminals)	.96

For terminal strips with more than 10 terminals (maximum 20), add 9c to the No. 10-141 price for each additional terminal.

142

MAXIMUM NUMBER OF TERMINALS—17

These terminal strips can be furnished with the W-142 solder terminals listed below, by adding the affix W to the code numbers at the right. Add price of W-142 terminals to the price of the terminal strip. For example: 3-142-W will cost 40c plus 15c or 55c each.

No. 142 TERMINAL STRIPS

1$\frac{5}{16}$" wide by ⅝" high. Terminals are mounted on $\frac{9}{16}$" centers. Screws: 8-32 x $\frac{5}{16}$" brass, burnished nickel plate. Metal to metal spacing over bakelite $\frac{9}{16}$".

Code			Ea.
No.	2-142	(2 Terminals)	$.29
No.	3-142	(3 Terminals)	.40
No.	4-142	(4 Terminals)	.51
No.	5-142	(5 Terminals)	.62
No.	6-142	(6 Terminals)	.73
No.	7-142	(7 Terminals)	.84
No.	8-142	(8 Terminals)	.95
No.	9-142	(9 Terminals)	1.06
No.	10-142	(10 Terminals)	1.17

For terminal strips with more than 10 terminals (maximum 17), add 11c to the No. 10-142 price for each additional terminal.

SOLDER TERMINALS FOR BARRIER STRIPS

These solder terminals are for use only with our barrier strips where solder connections are desired on both sides of the terminal strip. The solder tip is designed to accommodate one or more wires. The binder screws of the barrier strip anchor these terminals securely in place.

Code	Stock Tin Plated	Overall Length	For use with Barrier Strip	Per 100
No. W-140	.036 Brass	1$\frac{7}{32}$"	No. 140	$ 3.00
No. W-141	.036 Brass	1$\frac{9}{16}$"	No. 141	4.00
No. W-142	.036 Brass	1⅞"	No. 142	5.00
No. W-150	.062 Brass	2$\frac{3}{16}$"	No. 150	7.00
No. W-151	.062 Brass	2½"	No. 151	12.00
No. W-152	.062 Brass	3"	No. 152	18.00

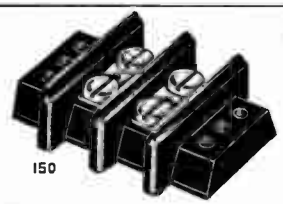
150

No. 150 TERMINAL STRIPS

1$\frac{13}{16}$" wide by $\frac{23}{32}$" high. Terminals are mounted on $\frac{11}{16}$" centers. Screws: 10-32 x $\frac{5}{16}$" brass, burnished nickel plate. Fits standard 50 Amp. solder lug for 6 Ga. stranded wire. Metal to metal spacing over bakelite ⅝".

These terminal strips can be furnished with the W-150 solder terminals listed below, by adding the affix W to the code numbers below. Add price of W-150 terminals to the price of the terminal strip. For example: 2-150-W will cost 75c plus 14c or 89c each.

Code			Ea.
No.	2-150	(2 Terminals)	$ .75
No.	3-150	(3 Terminals)	1.05
No.	4-150	(4 Terminals)	1.35
No.	5-150	(5 Terminals)	1.65
No.	6-150	(6 Terminals)	1.95
No.	7-150	(7 Terminals)	2.25
No.	8-150	(8 Terminals)	2.55
No.	9-150	(9 Terminals)	2.85
No.	10-150	(10 Terminals)	3.15


151

No. 151 TERMINAL STRIPS

2" wide by $\frac{13}{16}$" high. Terminals are mounted on ⅞" centers. Screws: 12-32 x ⅜" brass, burnished nickel plate. Fits standard 70 Amp. solder lug for 4 Ga. stranded wire. Metal to metal spacing over bakelite ¾".

These terminal strips can be furnished with the W-151 solder terminals listed below, by adding the affix W to the code numbers below. Add price of W-151 terminals to the price of the terminal strip. For example: 5-151-W will cost $3.15 plus 60c or $3.75 each.

Code		Ea.
No. 2-151	(2 Terminals)	$1.35
No. 3-151	(3 Terminals)	1.95
No. 4-151	(4 Terminals)	2.55
No. 5-151	(5 Terminals)	3.15
No. 6-151	(6 Terminals)	3.75
No. 7-151	(7 Terminals)	4.35
No. 8-151	(8 Terminals)	4.95


152

No. 152 TERMINAL STRIPS

2½" wide by 1⅛" high. Terminals are mounted on 1⅛" centers. Screws: ¼"-28 x ½" brass, burnished nickel plate. Fits standard 90 Amp. solder lug for 2 Ga. stranded wire. Metal to metal spacing over bakelite 1".

These terminal strips can be furnished with the W-152 solder terminals listed at the left, by adding the affix W to the code numbers below. Add price of W-152 terminals to the price of the terminal strip. For example: 3-152-W will cost $2.80 plus 54c or $3.34 each.

Code		Ea.
No. 2-152	(2 Terminals)	$1.90
No. 3-152	(3 Terminals)	2.80
No. 4-152	(4 Terminals)	3.70
No. 5-152	(5 Terminals)	4.60
No. 6-152	(6 Terminals)	5.50

Copyright by U. C. P., Inc.

SERIES 135, 136 AND 137 TERMINAL STRIPS

Terminal strips in this series should be selected when a strong, neat terminal is required. There are three types and each type has four different arrangements for permanent connections within the equipment on which the strips are used. The illustrations show clearly the design of each terminal. The large main screw in every case is an 8-32 x 5/16" brass binder head type. The small screws are 5-40, brass. All screws as well as terminals, are tin plated.

This group provides a terminal for practically every requirement. Their use will improve the appearance of your merchandise. Being rugged will stand a lot of hard usage and give trouble-free service.

NO. 135-A TERMINAL STRIPS

Terminal .050" Brass, Tin Plated

Screw and solder terminal with both connections on same side of panel. Solder terminal slotted for attaching several wires.

Screw: 8-32 x 3/8" brass, binder head, burnished nickel plate. Insulation: XP Bakelite, 1" wide, 1/8" thick. Terminals mounted on 3/4" centers. Mounting holes 3/4" from center of end terminals.

Code		Ea.	Code		Ea.
No. 2-135-A	**(2 Terminals)**	**$ .29**	**No. 5-135-A**	**(5 Terminals)**	**$ .59**
No. 3-135-A	**(3 Terminals)**	**.39**	**No. 6-135-A**	**(6 Terminals)**	**.69**
No. 4-135-A	**(4 Terminals)**	**.49**			

For terminal strips with more than 6 terminals, add 10c to the No. 6-135-A price for each additional terminal

NO. 135-B TERMINAL STRIPS

Terminal .050" Brass, Tin Plated

Similar to No. 135-A, except the solder terminal has two holes instead of slot.

Screw: 8-32 x 3/8" brass, binder head, burnished nickel plate. Insulation: XP Bakelite, 1" wide, 1/8" thick. Terminals mounted on 3/4" centers. Mounting holes 3/4" from center of end terminals.

Code		Ea.	Code		Ea.
No. 2-135-B	**(2 Terminals)**	**$ .29**	**No. 5-135-B**	**(5 Terminals)**	**$ .59**
No. 3-135-B	**(3 Terminals)**	**.39**	**No. 6-135-B**	**(6 Terminals)**	**.69**
No. 4-135-B	**(4 Terminals)**	**.49**			

For terminal strips with more than 6 terminals, add 10c to the No. 6-135-B price for each additional terminal.

NO. 135-C TERMINAL STRIPS

Terminal .050" Brass, Tin Plated

Similar to No. 135-A, except tab terminal is furnished with one 5-40 x 3/16" screw and one soldering hole.

Terminal screw: 8-32 x 3/8" brass, binder head, burnished nickel plate. Insulation: XP Bakelite, 1" wide, 1/8" thick. Terminals mounted on 3/4" centers. Mounting holes 3/4" from center of end terminals.

Code		Ea.	Code		Ea.
No. 2-135-C	**(2 Terminals)**	**$ .33**	**No. 5-135-C**	**(5 Terminals)**	**.69**
No. 3-135-C	**(3 Terminals)**	**.45**	**No. 6-135-C**	**(6 Terminals)**	**.81**
No. 4-135-C	**(4 Terminals)**	**.57**			

For terminal strips with more than 6 terminals, add 12c to the No. 6-135-C price for each additional terminal.

NO. 135-D TERMINAL STRIPS

Terminal .050" Brass, Tin Plated

Similar to No. 135-A, except that tab terminal equipped with two 5-40 x 3/16" screws

Terminal screw: 8-32 x 3/8" brass, binder head, burnished nickel plate Insulation XP Bakelite, 1" wide, 1/8" thick. Terminals mounted on 3/4" centers. Mounting holes 3/4" from center of end terminals.

Code		Ea.	Code		Ea.
No. 2-135-D	**(2 Terminals)**	**$ .37**	**No. 5-135-D**	**(5 Terminals)**	**$ .79**
No. 3-135-D	**(3 Terminals)**	**.51**	**No. 6-135-D**	**(6 Terminals)**	**.93**
No. 4-135-D	**(4 Terminals)**	**.65**			

For terminal strips with more than 6 terminals, add 14c to the No. 6-135-D price for each additional terminal

NO. 136-A TERMINAL STRIPS

Terminal .050" Brass, Tin Plated

Screw terminal above panel with slotted solder terminal below panel

Screw: 8-32 x 3/8" brass, binder head, burnished nickel plate. Insulation: XP Bakelite, 1 1/4" wide 1/8" thick. Terminals mounted on 3/4" centers Mounting holes 3/4" from center of end terminals.

Code		Ea.	Code		Ea.
No. 2-136-A	**(2 Terminals)**	**$ .33**	**No. 5-136-A**	**(5 Terminals)**	**$ .63**
No. 3-136-A	**(3 Terminals)**	**.43**	**No. 6-136-A**	**(6 Terminals)**	**.73**
No. 4-136-A	**(4 Terminals)**	**.53**			

For terminal strips with more than 6 terminals, add 10c to the No. 6-136-A price for each additional terminal

NO. 136-B TERMINAL STRIPS

Terminal .050" Brass, Tin Plated

Similar to No. 136-A, except the solder terminal has two holes instead of being slotted

Screw: 8-32 x 3/8" brass, binder head, burnished nickel plate. Insulation: XP Bakelite, 1 1/4" wide, 1/8" thick. Terminals mounted on 3/4" centers Mounting holes 3/4" from center of end terminals

Code		Ea.	Code		Ea.
No. 2-136-B	**(2 Terminals)**	**$ .33**	**No. 5-136-B**	**(5 Terminals)**	**$ .63**
No. 3-136-B	**(3 Terminals)**	**.43**	**No. 6-136-B**	**(6 Terminals)**	**.73**
No. 4-136-B	**(4 Terminals)**	**.53**			

For terminal strips with more than 6 terminals, add 10c to the No. 6-136-B price for each additional terminal

NO. 136-C TERMINAL STRIPS

Terminal .050" Brass, Tin Plated

Similar to No. 136-A, except that tab terminal is equipped with one 5-40 x 3/16" screw and one soldering hole.

Terminal screw: 8-32 x 3/8" brass, binder head, burnished nickel plate. Insulation: XP Bakelite, 1 1/4" wide, 1/8" thick. Terminals mounted on 3/4" centers. Mounting holes 3/4" from center of end terminals.

Code		Ea.	Code		Ea.
No. 2-136-C	**(2 Terminals)**	**$ .37**	**No. 5-136-C**	**(5 Terminals)**	**$ .73**
No. 3-136-C	**(3 Terminals)**	**.49**	**No. 6-136-C**	**(6 Terminals)**	**.85**
No. 4-136-C	**(4 Terminals)**	**.61**			

For terminal strips with more than 6 terminals, add 12c to the No. 6-136-C price for each additional terminal.

NO. 136-D TERMINAL STRIPS

Terminal .050" Brass, Tin Plated

Similar to No. 136-A, except that tab terminal is equipped with two 5-40 x 3/16" screws.

Terminal screw: 8-32 x 3/8" brass, binder head, burnished nickel plate. Insulation: XP Bakelite, 1 1/4" wide, 1/8" thick. Terminals mounted on 3/4" centers. Mounting holes 3/4" from center of end terminals.

Code		Ea.	Code		Ea.
No. 2-136-D	**(2 Terminals)**	**$ .41**	**No. 5-136-D**	**(5 Terminals)**	**$ .83**
No. 3-136-D	**(3 Terminals)**	**.55**	**No. 6-136-D**	**(6 Terminals)**	**.97**
No. 4-136-D	**(4 Terminals)**	**.69**			

For terminal strips with more than 6 terminals, add 14c to the No. 6-136-D price for each additional terminal.

NO. 137-A TERMINAL STRIPS

Terminal .050" Brass, Tin Plated

Screw and solder terminal with screw terminal mounted vertical above panel and with slotted solder terminal below.

Screw: 8-32 x 3/8" brass, binder head, burnished nickel plate. Insulation: XP Bakelite, 1" wide, 1/8" thick. Terminals mounted on 3/4" centers. Mounting holes 3/4" from center of end terminals.

Code		Ea.	Code		Ea.
No. 2-137-A	**(2 Terminals)**	**$ .29**	**No. 5-137-A**	**(5 Terminals)**	**$ .59**
No. 3-137-A	**(3 Terminals)**	**.39**	**No. 6-137-A**	**(6 Terminals)**	**.69**
No. 4-137-A	**(4 Terminals)**	**.49**			

For terminal strips with more than 6 terminals, add 10c to the No. 6-137-A price for each additional terminal.

NO. 137-B TERMINAL STRIPS

Terminal .050" Brass, Tin Plated

Similar to No. 137-A, except the solder terminal has two holes instead of being slotted.

Screw: 8-32 x 3/8" brass, binder head, burnished nickel plate. Insulation: XP Bakelite, 1" wide, 1/8" thick. Terminals mounted on 3/4" centers. Mounting holes 3/4" from center of end terminals.

Code		Ea.	Code		Ea.
No. 2-137-B	**(2 Terminals)**	**$ .29**	**No. 5-137-B**	**(5 Terminals)**	**$ .59**
No. 3-137-B	**(3 Terminals)**	**.39**	**No. 6-137-B**	**(6 Terminals)**	**.69**
No. 4-137-B	**(4 Terminals)**	**.49**			

For terminal strips with more than 6 terminals, add 10c to the No. 6-137-B price for each additional terminal

NO. 137-C TERMINAL STRIPS

Terminal .050" Brass, Tin Plated

Similar to No 137-A, except that the tab terminal has one solder hole and one 5-40 x 3/16" screw.

Terminal screw: 8-32 x 3/8" brass, binder head, burnished nickel plate. Insulation: XP Bakelite, 1" wide, 1/8" thick. Terminals mounted on 3/4" centers. Mounting holes 3/4" from center of end terminals.

Code		Ea.	Code		Ea.
No. 2-137-C	**(2 Terminals)**	**$ .33**	**No. 5-137-C**	**(5 Terminals)**	**$ .69**
No. 3-137-C	**(3 Terminals)**	**.45**	**No. 6-137-C**	**(6 Terminals)**	**.81**
No. 4-137-C	**(4 Terminals)**	**.57**			

For terminal strips with more than 6 terminals, add 12c to the No. 6-137-C price for each additional terminal.

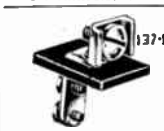

NO. 137-D TERMINAL STRIPS

Terminal .050" Brass, Tin Plated

Similar to No. 137-C, except that the tab terminal is equipped with two 5-40 x 3/16" screws.

Terminal screw: 8-32 x 3/8" brass, binder head, burnished nickel plate. Insulation: XP Bakelite, 1" wide, 1/8" thick. Terminals mounted on 3/4" centers. Mounting holes 3/4" from center of end terminals.

Code		Ea.	Code		Ea.
No. 2-137-D	**(2 Terminals)**	**$ .37**	**No. 5-137-D**	**(5 Terminals)**	**$ .79**
No. 3-137-D	**(3 Terminals)**	**.51**	**No. 6-137-D**	**(6 Terminals)**	**.93**
No. 4-137-D	**(4 Terminals)**	**.65**			

For terminal strips with more than 6 terminals, add 14c to the No. 6-137-D price for each additional terminal.

Copyright by G. C. P., Inc.



NO. 2 TERMINAL STRIPS

Terminal .046" Brass, Tin Plated

Screw terminals above panel—solder terminals below. Solder tab has hook.
Screw: 6-32 x 3/16" brass, binder head, burnished nickel plate. Insulation: XP Bakelite, 3/4" wide, 3/32" thick. Terminals spaced on 1/2" centers. Mounting holes 1/2" from center of end terminals.

Code		Ea.	Code		Ea.
No. 2-2	(2 Terminals)	$ .11	No. 5-2	(5 Terminals)	$ .20
No. 3-2	(3 Terminals)	.14	No. 6-2	(6 Terminals)	.23
No. 4-2	(4 Terminals)	.17			

For terminal strips with more than 6 terminals, add 3c to the No. 6-2 price for each additional terminal.

NO. 5 TERMINAL STRIPS

Terminal .046" Brass, Tin Plated

Screw and solder terminal with extra long solder tab for several wires.
Screw: 6-32 x 3/16" brass, binder head, burnished nickel plate. Insulation: XP Bakelite, 3/4" wide, 3/32" thick. Terminals spaced on 1/2" centers. Mounting holes 1/2" from center of end terminals.

Code		Ea.	Code		Ea.
No. 2-5	(2 Terminals)	$ .13	No. 5-5	(5 Terminals)	$ .25
No. 3-5	(3 Terminals)	.17	No. 6-5	(6 Terminals)	.29
No. 4-5	(4 Terminals)	.21			

For terminal strips with more than 6 terminals, add 4c to the No. 6-5 price for each additional terminal.



NO. 6 TERMINAL STRIPS

Terminal .046" Brass, Tin Plated

Screw and solder terminal. Substantial and reasonably priced.
Screw: 6-32 x 3/16" brass, binder head, burnished nickel plate. Insulation: XP Bakelite, 3/4" wide, 3/32" thick. Terminals spaced on 1/2" centers. Mounting holes 1/2" from center of end terminals.

Code		Ea.	Code		Ea.
No. 2-6	(2 Terminals)	$ .11	No. 5-6	(5 Terminals)	$ .20
No. 3-6	(3 Terminals)	.14	No. 6-6	(6 Terminals)	.23
No. 4-6	(4 Terminals)	.17			

For terminal strips with more than 6 terminals, add 3c to the No. 6-6 price for each additional terminal.

NO. 16 TERMINAL STRIPS

Terminal .028" Brass, Tin Plated

A popular priced screw and solder terminal with many desirable features.
Screw: 6-32 x 3/16" brass, binder head, burnished nickel plate. Insulation: XP Bakelite, 3/4" wide, 1/16" thick. Terminals spaced on 1/2" centers. Mounting holes 1/2" from center of end terminals.

Code		Ea.	Code		Ea.
No. 2-16	(2 Terminals)	$ .10	No. 5-16	(5 Terminals)	$ .19
No. 3-16	(3 Terminals)	.13	No. 6-16	(6 Terminals)	.22
No. 4-16	(4 Terminals)	.16			

For terminal strips with more than 6 terminals, add 3c to the No. 6-16 price for each additional terminal.

NO. 36 TERMINAL STRIPS

Terminal .031" Brass, Tin Plated

A popular priced screw and solder terminal with both screw and solder tab on same side of bakelite panel.
Screw: 6-32 x 3/16" brass, binder head, burnished nickel plate. Insulation: XP Bakelite, 5/8" wide, 1/16" thick. Terminals spaced on 1/2" centers. Mounting holes 1/2" from center of end terminals.

Code		Ea.	Code		Ea.
No. 2-36	(2 Terminals)	$ .10	No. 5-36	(5 Terminals)	$ .19
No. 3-36	(3 Terminals)	.13	No. 6-36	(6 Terminals)	.22
No. 4-36	(4 Terminals)	.16			

For terminal strips with more than 6 terminals, add 3c to the No. 6-36 price for each additional terminal.

NO. 50 TERMINAL STRIPS

Terminal .062" Brass, Tin Plated

One of the most popular screw and solder terminals. Made of heavy stock with ears to firmly hold wires under screw.
Screw: 6-32 x 3/16" brass, binder head, burnished nickel plate. Insulation: XP Bakelite, 7/8" wide, 1/8" thick. Terminals spaced on 1/2" centers. Mounting holes 1/2" from center of end terminals.

Code		Ea.	Code		Ea.
No. 2-50	(2 Terminals)	$ .15	No. 5-50	(5 Terminals)	$ .27
No. 3-50	(3 Terminals)	.19	No. 6-50	(6 Terminals)	.31
No. 4-50	(4 Terminals)	.23			

For terminal strips with more than 6 terminals, add 4c to the No. 6-50 price for each additional terminal.

NO. 34 TERMINAL STRIPS

Terminal .062" Brass, Tin Plated

Very substantial and neat appearing terminal. Ample length solder terminal below panel, with screw connection above.
Screw: 6-32 x 3/16" brass, binder head, burnished nickel plate. Insulation: XP Bakelite, 7/8" wide, 1/8" thick. Terminals spaced on 1/2" centers. Mounting holes 1/2" from center of end terminals.

Code		Ea.	Code		Ea.
No. 2-34	(2 Terminals)	$ .15	No. 5-34	(5 Terminals)	$ .27
No. 3-34	(3 Terminals)	.19	No. 6-34	(6 Terminals)	.31
No. 4-34	(4 Terminals)	.23			

For terminal strips with more than 6 terminals, add 4c to the No. 6-34 price for each additional terminal.

NO. 60 TERMINAL STRIPS

Terminal .050" Brass, Tin Plated

Screw terminal above panel—solder terminal below. Solder tab is notched.
Screw: 6-32 x 3/16" brass, binder head, burnished nickel plate. Insulation: XP Bakelite, 7/8" wide, 1/8" thick. Terminals spaced on 7/16" centers. Mounting holes 7/16" from center of end terminals.

Code		Ea.	Code		Ea.
No. 2-60	(2 Terminals)	$ .13	No. 5-60	(5 Terminals)	$ .25
No. 3-60	(3 Terminals)	.17	No. 6-60	(6 Terminals)	.29
No. 4-60	(4 Terminals)	.21			

For terminal strips with more than 6 terminals, add 4c to the No. 6-60 price for each additional terminal.

NO. 76 TERMINAL STRIPS

Terminal .028" Brass, Tin Plated

Cup shaped top holds wire securely under screw. A compact and good appearing terminal.
Screw: 6-32 x 3/16" brass, binder head, burnished nickel plate. Insulation: XP Bakelite, 3/4" wide, 1/16" thick. Terminals spaced on 1/2" centers. Mounting holes 1/2" from center of end terminals.

Code		Ea.	Code		Ea.
No. 2-76	(2 Terminals)	$ .11	No. 5-76	(5 Terminals)	$ .20
No. 3-76	(3 Terminals)	.14	No. 6-76	(6 Terminals)	.23
No. 4-76	(4 Terminals)	.17			

For terminal strips with more than 6 terminals, add 3c to the No. 6-76 price for each additional terminal.

NO. 10 TERMINAL STRIPS

Terminal 1/16" Brass, Tin Plated

Sturdy screw and solder terminal with both screw and solder connections on top of bakelite panel. Solder terminal turned up.
Screw: 6-32 x 3/16" brass, binder head, burnished nickel plate. Insulation: XP Bakelite, 5/8" wide, 3/32" thick. Terminals spaced on 5/8" centers. Mounting holes 5/8" from center of end terminals. Will take up to No. 15 B & S gauge wire (.057").

Code		Ea.	Code		Ea.
No. 2-10	(2 Terminals)	$ .16	No. 5-10	(5 Terminals)	$ .40
No. 3-10	(3 Terminals)	.24	No. 6-10	(6 Terminals)	.48
No. 4-10	(4 Terminals)	.32			

For terminal strips with more than 6 terminals, add 8c to the No. 6-10 price for each additional terminal.

NO. 11 TERMINAL STRIPS

Terminal 1/16" Brass, Tin Plated

Similar to No. 10, except larger in size and the solder tab is flat, but will be bent up, if specified.
Screws: 8-32 x 3/16" brass, binder head, burnished nickel plate. Insulation: XP Bakelite, 7/8" wide, 1/8" thick. Terminals mounted on 3/4" centers. Mounting holes 3/4" from center of end terminals. Will take up to No. 12 B & S gauge wire (.080").

Code		Ea.	Code		Ea.
No. 2-11	(2 Terminals)	$ .20	No. 5-11	(5 Terminals)	$ .47
No. 3-11	(3 Terminals)	.29	No. 6-11	(6 Terminals)	.56
No. 4-11	(4 Terminals)	.38			

For terminal strips with more than 6 terminals, add 9c to the No. 6-11 price for each additional terminal.

NO. 12 TERMINAL STRIPS

Terminal 1/16" Brass, Tin Plated

Similar to No. 11, except larger. Solder tab is flat, but will be bent up, if specified.
Screw: 10-32 x 3/8" brass, binder head, burnished nickel plate. Insulation: XP Bakelite, 1" wide, 1/16" thick. Terminals mounted on 7/8" centers. Mounting holes 7/8" from center of end terminals. Will take up to No. 9 B & S gauge wire (.114").

Code		Ea.	Code		Ea.
No. 2-12	(2 Terminals)	$ .29	No. 5-12	(5 Terminals)	$ .68
No. 3-12	(3 Terminals)	.42	No. 6-12	(6 Terminals)	.81
No. 4-12	(4 Terminals)	.55			

For terminal strips with more than 6 terminals, add 13c to the No. 6-12 price for each additional terminal.

Copyright by U. C. P., Inc.

20

NO. 20 TERMINAL STRIPS

Terminal 1/16" Brass, Burnished Nickel Plate

Strong two screw terminal with ears to hold wire securely under screw.

Screws: 6-32 x 3/16" brass, binder head, burnished nickel plate. Insulation: XP Bakelite, 7/8" wide, 3/32" thick. Terminals mounted on 5/8" centers. Mounting holes 5/8" from center of end terminals. Will take up to No. 13 B & S gauge wire (.071").

Code		Ea.	Code		Ea.
No. 2-20	**(2 Terminals)**	**$ .22**	**No. 5-20**	**(5 Terminals)**	**$ .55**
No. 3-20	**(3 Terminals)**	**.33**	**No. 6-20**	**(6 Terminals)**	**.66**
No. 4-20	**(4 Terminals)**	**.44**			

For terminal strips with more than 6 terminals, add 11c to the No. 6-20 price for each additional terminal.

21

NO. 21 TERMINAL STRIPS

Terminal 1/16" Brass, Burnished Nickel Plate

Similar to No. 20, except larger.

Screw: 8-32 x 3/16" brass, binder head, burnished nickel plate. Insulation: XP Bakelite, 1 1/8" wide, 1/8" thick. Terminals mounted on 3/4" centers. Mounting holes 3/4" from center of end terminals. Will take up to No. 11 B & S gauge wire (.090").

Code		Ea.	Code		Ea.
No. 2-21	**(2 Terminals)**	**$ .29**	**No. 5-21**	**(5 Terminals)**	**$ .68**
No. 3-21	**(3 Terminals)**	**.42**	**No. 6-21**	**(6 Terminals)**	**.81**
No. 4-21	**(4 Terminals)**	**.55**			

For terminal strips with more than 6 terminals, add 13c to the No. 6-21 price for each additional terminal.

22

NO. 22 TERMINAL STRIPS

Terminal 1/16" Brass, Burnished Nickel Plate

Similar to No. 21, except larger.

Screws: 10-32 x 3/8" brass, binder head, burnished nickel plate. Insulation: XP Bakelite, 1 1/4" wide, 1/8" thick. Terminals mounted on 7/8" centers. Mounting holes 7/8" from center of end terminals. Will take up to No. 8 B & S gauge wire (.128").

Code		Ea.	Code		Ea.
No. 2-22	**(2 Terminals)**	**$ .40**	**No. 5-22**	**(5 Terminals)**	**$ .88**
No. 3-22	**(3 Terminals)**	**.56**	**No. 6-22**	**(6 Terminals)**	**1.04**
No. 4-22	**(4 Terminals)**	**.72**			

For terminal strips with more than 6 terminals, add 16c to the No. 6-22 price for each additional terminal.

7

NO. 7 TERMINAL STRIPS

Terminal .046" Brass, Burnished Nickel Plate

A two screw insulated terminal strip that can be mounted directly on metal surface.

Screws: 6-32 x 3/16" brass, binder head, burnished nickel plate. Insulation: XP Bakelite, 7/8" wide, 3/16" thick (total). Terminals mounted on 1/2" centers. Mounting holes 1/2" from center of end terminals.

Code		Ea.	Code		Ea.
No. 2-7	**(2 Terminals)**	**$ .16**	**No. 5-7**	**(5 Terminals)**	**$ .37**
No. 3-7	**(3 Terminals)**	**.23**	**No. 6-7**	**(6 Terminals)**	**.44**
No. 4-7	**(4 Terminals)**	**.30**			

For terminal strips with more than 6 terminals, add 7c to the No. 6-7 price for each additional terminal.

130

NO. 130 TERMINAL STRIPS

Terminals Brass, Burnished Nickel Plate

An inexpensive terminal strip with two screw terminals.

Screws: 5-40 x 3/16" brass, binder head, burnished nickel plate. Insulation: XP Bakelite, 7/8" wide, 3/16" thick. Terminals mounted on 1/2" centers. Mounting holes 1/2" from center of end terminals.

Code		Ea.	Code		Ea.
No. 2-130	**(2 Terminals)**	**$ .12**	**No. 5-130**	**(5 Terminals)**	**$ .30**
No. 3-130	**(3 Terminals)**	**.18**	**No. 6-130**	**(6 Terminals)**	**.36**
No. 4-130	**(4 Terminals)**	**.24**			

For terminal strips with more than 6 terminals, add 6c to the No. 6-130 price for each additional terminal.

131

NO. 131 TERMINAL STRIPS

Terminals Brass, Burnished Nickel Plate

Similar to No. 130, except larger.

Screws: 6-32 x 1/4" brass, binder head, burnished nickel plate. Insulation: XP Bakelite, 1" wide, 3/32" thick. Terminals mounted on 5/8" centers. Mounting holes 5/8" from center of end terminals.

Code		Ea.	Code		Ea.
No. 2-131	**(2 Terminals)**	**$ .15**	**No. 5-131**	**(5 Terminals)**	**$ .36**
No. 3-131	**(3 Terminals)**	**.22**	**No. 6-131**	**(6 Terminals)**	**.43**
No. 4-131	**(4 Terminals)**	**.29**			

For terminal strips with more than 6 terminals, add 7c to the No. 6-131 price for each additional terminal.

132

NO. 132 TERMINAL STRIPS

Terminals Brass, Burnished Nickel Plate

Similar to No. 131, except larger.

Screws 8-32 x 3/8" brass, binder head, burnished nickel plate. Insulation: XP Bakelite, 1 1/8" wide, 1/8" thick. Terminals mounted on 3/4" centers. Mounting holes 3/4" from center of end terminals.

Code		Ea.	Code		Ea.
No. 2-132	**(2 Terminals)**	**$ .18**	**No. 5-132**	**(5 Terminals)**	**$ .42**
No. 3-132	**(3 Terminals)**	**.26**	**No. 6-132**	**(6 Terminals)**	**.50**
No. 4-132	**(4 Terminals)**	**.34**			

For terminal strips with more than 6 terminals, add 8c to the No. 6-132 price for each additional terminal.

NO. 1 TERMINAL STRIPS

Terminal 1/8" Round Copper, Flattened at Ends, Tin Plated

A convenient and compact strip where solder connections are desired.

Insulation: XP Bakelite, 3/8" wide, 3/32" thick. Terminals mounted on 1/2" centers. Mounting holes 1/2" from center of end terminals.

Code		Ea.	Code		Ea.
No. 2-1	**(2 Terminals)**	**$ .07**	**No. 5-1**	**(5 Terminals)**	**$ .10**
No. 3-1	**(3 Terminals)**	**.08**	**No. 6-1**	**(6 Terminals)**	**.11**
No. 4-1	**(4 Terminals)**	**.09**			

For terminal strips with more than 6 terminals, add 1c to the No. 6-1 price for each additional terminal.

3

NO. 3 TERMINAL STRIPS

Terminal 1/8" Round Copper, Flattened at Each End, Tin Plated

Similar to No. 1, except closer spacing and furnished with holes instead of hooks.

Insulation: Canvas base Bakelite, 3/8" wide, 3/32" thick. Terminals mounted on 1/4" centers. Mounting holes 3/16" from center of end terminals.

Code		Ea.	Code		Ea.
No. 2-3	**(2 Terminals)**	**$ .07**	**No. 5-3**	**(5 Terminals)**	**$ .10**
No. 3-3	**(3 Terminals)**	**.08**	**No. 6-3**	**(6 Terminals)**	**.11**
No. 4-3	**(4 Terminals)**	**.09**			

For terminal strips with more than 6 terminals, add 1c to the No. 6-3 price for each additional terminal.

18

NO. 18 TERMINAL STRIPS

Terminal .024" Brass, Tin Plated

Single solder terminal. One wire may be brought up through hole and soldered. Other wire soldered to tab.

Insulation: XP Bakelite, 3/8" wide, 3/16" thick. Terminals mounted on 1/16" centers. Mounting holes 1/16" from center of end terminals.

Code		Ea.	Code		Ea.
No. 2-18	**(2 Terminals)**	**$ .06**	**No. 5-18**	**(5 Terminals)**	**$ .12**
No. 3-18	**(3 Terminals)**	**.08**	**No. 6-18**	**(6 Terminals)**	**.14**
No. 4-18	**(4 Terminals)**	**.10**			

For terminal strips with more than 6 terminals, add 2c to the No. 6-18 price for each additional terminal.

66-S

NO. 66-S TERMINAL STRIPS

Terminal .032" Hard Brass, Cadmium Plated

A heavy solder terminal with large oval hole for several wires.

Insulation: XP Bakelite, 3/4" wide, 3/32" thick. Terminals mounted on 5/8" centers. Mounting holes 5/8" from center of end terminals.

Code		Ea.	Code		Ea.
No. 2-66-S	**(2 Terminals)**	**$ .07**	**No. 5-66-S**	**(5 Terminals)**	**$ .13**
No. 3-66-S	**(3 Terminals)**	**.09**	**No. 6-66-S**	**(6 Terminals)**	**.15**
No. 4-66-S	**(4 Terminals)**	**.11**			

For terminal strips with more than 6 terminals, add 2c to the No. 6-66-S price for each additional terminal.

66-D

NO. 66-D TERMINAL STRIPS

Terminal .032" Hard Brass, Cadmium Plated

Two No. 66 terminals mounted on opposite sides of panel and riveted together by solid rivet. Ideal strip for heavy work.

Insulation: XP Bakelite, 3/4" wide, 3/32" thick. Terminals mounted on 5/8" centers. Mounting holes 5/8" from center of end terminals.

Code		Ea.	Code		Ea.
No. 2-66-D	**(2 Terminals)**	**$ .08**	**No. 5-66-D**	**(5 Terminals)**	**$ .17**
No. 3-66-D	**(3 Terminals)**	**.11**	**No. 6-66-D**	**(6 Terminals)**	**.20**
No. 4-66-D	**(4 Terminals)**	**.14**			

For terminal strips with more than 6 terminals, add 3c to the No. 6-66-D price for each additional terminal.

Copyright by U. C. P., Inc.

NO. 37 TERMINAL STRIPS

Terminal .020" Brass, Tin Plated

A one piece two wire solder junction. Inexpensive and reliable.
Insulation: XP Bakelite, 3/8" wide, 1/16" thick. Terminals mounted on 1/2" centers. Mounting holes 1/8" from center of end terminals.

Code		Ea.	Code		Ea.
No. 2-37	(2 Terminals)	$ .06	No. 5-37	(5 Terminals)	$ .12
No. 3-37	(3 Terminals)	.08	No. 6-37	(6 Terminals)	.14
No. 4-37	(4 Terminals)	.10			

For terminal strips with more than 6 terminals, add 2c to the No. 6-37 price for each additional terminal.

NO. 48 TERMINAL STRIPS

Terminal .028" Brass, Tin Plated

A low priced double solder terminal.
Insulation: XP Bakelite, 1/2" wide, 1/16" thick. Terminals mounted on 5/16" centers. Mounting holes 1/8" from center of end terminals.

Code		Ea.	Code		Ea.
No. 2-48	(2 Terminals)	$ .06	No. 5-48	(5 Terminals)	$ .12
No. 3-48	(3 Terminals)	.08	No. 6-48	(6 Terminals)	.14
No. 4-48	(4 Terminals)	.10			

For terminal strips with more than 6 terminals, add 2c to the No. 6-48 price for each additional terminal.

NO. 49 TERMINAL STRIPS

Terminal .028" Hard Brass, Hot Tinned

A strong two way solder terminal. Lock washer type, securely fastened to bakelite panel to prevent turning.
Insulation: XP Bakelite, 1/2" wide, 1/16" thick. Terminals mounted on 1/2" centers. Mounting holes 1/2" from center of end terminals.

Code		Ea.	Code		Ea.
No. 2-49	(2 Terminals)	$ .08	No. 5-49	(5 Terminals)	$ .14
No. 3-49	(3 Terminals)	.10	No. 6-49	(6 Terminals)	.16
No. 4-49	(4 Terminals)	.12			

For terminal strips of more than 6 terminals, add 2c to the No. 6-49 price for each additional terminal.

NO. 52 TERMINAL STRIPS

Terminal .025" Brass, Tin Plated

An inexpensive two way solder terminal. Solder tabs lie flat.
Insulation: XP Bakelite, 3/8" wide, 1/16" thick. Terminals mounted on 7/16" centers. Mounting holes 1/8" from center of end terminals.

Code		Ea.	Code		Ea.
No. 2-52	(2 Terminals)	$ .06	No. 5-52	(5 Terminals)	$ .12
No. 3-52	(3 Terminals)	.08	No. 6-52	(6 Terminals)	.14
No. 4-52	(4 Terminals)	.10			

For terminal strips with more than 6 terminals, add 2c to the No. 6-52 price for each additional terminal.

No. 143 TERMINAL STRIPS

Terminal .040" Brass, Tin Plated

A strong two-way solder terminal. Solder tabs lie flat. Crimps securely around edges of panel.

Special Strips

These strips can be made up special, with terminals mounted on any centers, from 3/8" up.

Standard Strips

Insulation: XP Bakelite, 3/8" wide, 3/32" thick. Terminals mounted on 1/2" centers. Mounting holes 1/2" from center of end terminals.
Terminals may be numbered or lettered in white, as illustrated. (See page 18 for imprinting cost.)

Code		Ea.	Code		Ea.
No. 2-143	(2 Terminals)	$ .08	No. 5-143	(5 Terminals)	$ .14
No. 3-143	(3 Terminals)	.10	No. 6-143	(6 Terminals)	.16
No. 4-143	(4 Terminals)	.12			

For terminal strips with more than 6 terminals, add 2c to the No. 6-143 price for each additional terminal.

No. 32 TERMINAL STRIPS

Terminal .050" Brass, Tin Plated

An ideal terminal strip (solder type) for medium heavy wiring. One or more wires may be connected to this terminal.
Insulation: XX Bakelite, 5/8" wide, 1/4" thick. Terminals mounted on 9/16" centers. Mounting holes 7/32" from center of end terminals.

Code		Ea.	Code		Ea.
No. 2-32	(2 Terminals)	$ .16	No. 5-32	(5 Terminals)	$ .37
No. 3-32	(3 Terminals)	.23	No. 6-32	(6 Terminals)	.44
No. 4-32	(4 Terminals)	.30			

For terminal strips with more than 6 terminals, add 7c to the No. 6-32 price for each additional terminal.

NO. 4 TERMINAL STRIPS

Terminal 1/16" Hard Brass, Tin Plated

Strong spade terminal. Convenient for wire harness.
Insulation: XP Bakelite, 3/4" wide, 1/16" thick. Terminals mounted on 1/2" centers. Use in connection with No. 6 screw terminal.

Code		Ea.	Code		Ea.
No. 2-4	(2 Terminals)	$ .10	No. 5-4	(5 Terminals)	$ .19
No. 3-4	(3 Terminals)	.13	No. 6-4	(6 Terminals)	.22
No. 4-4	(4 Terminals)	.16			

For terminal strips with more than 6 terminals, add 3c to the No. 6-4 price for each additional terminal.

NO. 54 TERMINAL STRIPS

Terminal .032" Brass, Tin Plated

Spade terminal for cable harness. Convenient to use in connection with No. 2 or No. 6 terminal strips.
Insulation: XP Bakelite, 1/2" wide, 1/16" thick. Terminals mounted on 1/2" centers.

Code		Ea.	Code		Ea.
No. 2-54	(2 Terminals)	$ .05	No. 5-54	(5 Terminals)	$ .11
No. 3-54	(3 Terminals)	.07	No. 6-54	(6 Terminals)	.13
No. 4-54	(4 Terminals)	.09			

For terminal strips with more than 6 terminals, add 2c to the No. 6-54 price for each additional terminal.

NO. 59 TERMINAL STRIPS

Terminal .028" Brass, Tin Plated

An inexpensive solder terminal. One wire may be brought up through hole and soldered, leaving vertical tab for other connection.
Insulation: XP Bakelite, 3/8" wide, 1/16" thick. Terminals mounted on 7/16" centers. Mounting holes 7/32" from center of end terminals.

Code		Ea.	Code		Ea.
No. 2-59	(2 Terminals)	$ .06	No. 5-59	(5 Terminals)	$ .12
No. 3-59	(3 Terminals)	.08	No. 6-59	(6 Terminals)	.14
No. 4-59	(4 Terminals)	.10			

For terminal strips with more than 6 terminals, add 2c to the No. 6-59 price for each additional terminal.

NO. 96 TERMINAL STRIPS

Terminal, Spring Temper Brass, Tin Plated

Perhaps the most popular socket terminal ever sold. Takes standard tube prongs (No. 99 or No. 100). Furnished for No. 99 prongs (1/8") unless otherwise specified.
Insulation: XP Bakelite, 5/8" wide, 1/16" thick. Terminals mounted on 7/16" centers. Mounting holes 7/32" from center of end terminals.

Code		Ea.	Code		Ea.
No. 2-96	(2 Terminals)	$ .07	No. 5-96	(5 Terminals)	$ .13
No. 3-96	(3 Terminals)	.09	No. 6-96	(6 Terminals)	.15
No. 4-96	(4 Terminals)	.11			

For terminal strips with more than 6 terminals, add 2c to the No. 6-96 price for each additional terminal.

NO. 30 ANCHOR TERMINAL

Terminal .023" Brass, Tin Plated

A very convenient individual terminal which may be eyeletted directly to metal panel and is insulated from it. Eyelet furnished. Specify panel thickness.
Insulation: Bakelite.

No. 30 Individual terminal..... Ea. $ .03

NO. 53 TERMINAL STRIPS

Terminal, Spring Temper Brass, Tin Plated

A reliable socket type contact for many uses. Takes 3/32" prongs. May be used with No. 98 terminal strips (same terminal spacing), or with No. 40 pin tips.
Insulation: XP Bakelite, 3/8" wide, 1/16" thick. Terminals mounted on 3/8" centers. Mounting holes 3/8" from center of end terminals.

Code		Ea.	Code		Ea.
No. 2-53	(2 Terminals)	$ .14	No. 5-53	(5 Terminals)	$ .20
No. 3-53	(3 Terminals)	.16	No. 6-53	(6 Terminals)	.22
No. 4-53	(4 Terminals)	.18			

For terminal strips with more than 6 terminals, add 2c to the No. 6-53 price for each additional terminal.

Copyright by U. C. P., Inc.

NO. 42 TERMINAL STRIPS

Terminal, Hard Brass, Nickel Plated

Similar in construction to No. 53. Takes 1/8" prong. May be used with No. 99 terminal strips (same terminal spacing). Individual prongs, such as No. TBP-1-RH may be used with No. 42 strips.
Insulation: XP Bakelite, 1/2" wide, 3/32" thick. Terminals mounted on 1/2" centers. Mounting holes 1/2" from center of end terminals.

Code		Ea.	Code		Ea.
No. 2-42	(2 Terminals)	$ .16	No. 5-42	(5 Terminals)	$ .25
No. 3-42	(3 Terminals)	.19	No. 6-42	(6 Terminals)	.28
No. 4-42	(4 Terminals)	.22			

For terminal strips with more than 6 terminals, add 3c to the No. 6-42 price for each additional terminal.

NO. 43 TERMINAL STRIPS

Terminal, Hard Brass, Nickel Plated

Sames as No. 42, except that it takes 1/8" prongs. May be used with No. 100 terminal strips.
Insulation: XP Bakelite, 5/8" wide, 3/32" thick. Terminals mounted on 5/8" centers. Mounting holes 5/8" from center of end terminals.

Code		Ea.	Code		Ea.
No. 2-43	(2 Terminals)	$ .19	No. 5-43	(5 Terminals)	$ .31
No. 3-43	(3 Terminals)	.23	No. 6-43	(6 Terminals)	.35
No. 4-43	(4 Terminals)	.27			

For terminal strips with more than 6 terminals, add 4c to the No. 6-43 price for each additional terminal.

NO. 98 TERMINAL STRIPS

Terminal 3/32" Round, Brass, Nickel Plated

Standard tube base prong of 3/32" diameter. To be used with No. 53 terminal strips.
Insulation: XP Bakelite, 5/8" wide, 1/16" thick. Terminals mounted on 5/8" centers.

Code		Ea.	Code		Ea.
No. 2-98	(2 Terminals)	$ .06	No. 5-98	(5 Terminals)	$ .12
No. 3-98	(3 Terminals)	.08	No. 6-98	(6 Terminals)	.14
No. 4-98	(4 Terminals)	.10			

For terminal strips with more than 6 terminals, add 2c to the No. 6-98 price for each additional terminal.

NO. 99 TERMINAL STRIPS

Terminal 1/8" Round, Brass, Nickel Plated

Similar to No. 98, except that it is 1/8" in diameter. To be used with No. 42 terminal strips, and also with No. 96 terminal strips.
Insulation: XP Bakelite, 1/2" wide, 3/32" thick. Terminals mounted on 1/2" centers.

Code		Ea.	Code		Ea.
No. 2-99	(2 Terminals)	$ .08	No. 5-99	(5 Terminals)	$ .17
No. 3-99	(3 Terminals)	.11	No. 6-99	(6 Terminals)	.20
No. 4-99	(4 Terminals)	.14			

For terminal strips with more than 6 terminals, add 3c to the No. 6-99 Price for each additional terminal.

NO. 100 TERMINAL STRIPS

Terminal 5/32" Round, Brass, Nickel Plated

Similar to No. 99, except 5/32" in diameter. To be used with No. 43 terminal strip, and No. 96 terminal strip.
Insulation: XP Bakelite, 5/8" wide, 3/32" thick. Terminals mounted on 5/8" centers.

Code		Ea.	Code		Ea.
No. 2-100	(2 Terminals)	$ .12	No. 5-100	(5 Terminals)	$ .24
No. 3-100	(3 Terminals)	.16	No. 6-100	(6 Terminals)	.28
No. 4-100	(4 Terminals)	.20			

For terminal strips with more than 6 terminals, add 4c to the No. 6-100 price for each additional terminal.

AG-76

Standard Antenna-Ground strip using No. 76 terminals. Insulation: 1/16" Bakelite, 11/16" wide. Mounting centers 1 11/16". Ends rounded. Letters A and G are filled in white.

No. AG-76 ..... **Ea. $ .09**

PHONO-1 TERMINAL STRIP

Socket type terminal strip for phonograph connection to radio set. The terminals are No. 53 type and take standard phone cord tips (No. 40). Insulation: 1/16" Bakelite, 11/16" wide. Mounting centers 1 11/16". Ends rounded.

No. PHONO-1 ..... **Ea. $ .08**

NO. 2000 TERMINAL STRIPS

Terminals .019" Brass, Tin Plated

Compact and sturdy junction terminal strip. Useful in assembling radio chassis, wiring, etc.
Insulation: Bakelite. Brackets: Steel, cadmium plated. Terminals spaced on 5/16" centers.

Code		Mounting Hole Centers:	Ea.
No. 2002	(2 Terminals)	1"	$ .05
No. 2003	(3 Terminals)	1—5/16"	.05
No. 2004	(4 Terminals)	1—5/8"	.06
No. 2005	(5 Terminals)	1—15/16"	.06
No. 2006	(6 Terminals)	2—1/4"	.07
No. 2007	(7 Terminals)	2—9/16"	.07
No. 2008	(8 Terminals)	2—7/8"	.08
No. 2009	(9 Terminals)	3—3/16"	.08
No. 2010	(10 Terminals)	3—1/2"	.09
No. 2011	(11 Terminals)	3—13/16"	.09
No. 2012	(12 Terminals)	4—1/8"	.10
No. 2013	(13 Terminals)	4—7/16"	.10

TBS-1-RH (SOCKET)

A useful socket terminal for single conductor leads. Handle is turned hard rubber. Cap is threaded to body. Spring socket contact. (Use with TBP-1-RH.)

No. TBS-1-RH ..... **Ea. $ .25**

TBP-1-RH (PLUG)

Plug for single conductor leads. Handle is hard rubber. Use with TBS-1-RH, or may be used with No. 42 terminal strips.

No. TBP-1-RH ..... **Ea. $ .15**

NO. 40 CORD TIPS

No. 40 is standard phone cord tip. Tip diameter .080" to .082"

No. 40 Cord Tip ..... **Per 100 $2.65**



NO. 98, NO. 99 AND NO. 100 PRONGS

Standard tube base prongs. Brass, burnished nickel plate.
No. 98 prongs—3/32" diameter.
No. 99 prongs—1/8" diameter.
No. 100 prongs—5/32" diameter.

Any above sizes ..... **Per 100 $ .70**

NO. 51 FUSE CLIPS

Standard clips only, for No. 3-AG Fuses.

Per 100 ..... **$1.65**

NO. 45 ANGLE BRACKET

An all-purpose angle, made of .062" steel, cadmium plated, 1/2" wide. Holes 3/32" located 1/16" from outside right angle surfaces.

No. 45 Angle Brackets .. **Per 100 $2.60**

No. 33 ANGLE BRACKET

A handy angle bracket with many uses. Made of .032" steel, cadmium plated. Illustration actual size.

No. 33 Angle Bracket ..... **Per 100 $1.40**

Copyright by U. C. P., Inc.

FUSE MOUNTS



No. 800 SERIES

The 800 series fuse mounts provide solder tabs on the same side of the panel as the fuse clips. Mounts No. 3-AG fuses. An insulating strip of fibre, the same size as the bakelite panel, is furnished. Panels with clips for spare fuse have word "SPARE" imprinted on panel.

Code	No. of Fuses	Spare Fuse	Panel Size	Mounting Hole Centers	Price Each
No. 801	1	....	¾"x1 1/16"	⅜"	$ .11
No. 802	2	....	1⅛"x1 1/16"	⅜"	.18
No. 803	3	....	1⅝"x1 1/16"	⅞"	.24
No. 801-S	1	1	1⅛"x2 1/16"	⅜"	.18
No. 802-S	2	1	1⅝"x2 1/16"	⅞"	.24
No. 803-S	3	1	2⅛"x2 1/16"	⅞"	.31

No. 900 SERIES

The 900 series fuse mounts provide solder tab on the opposite side of panel to the fuse clips. Mounts No. 3-AG fuses. Panels with clips for spare fuse have word "SPARE" imprinted on panel.

Code	No. of Fuses	Spare Fuse	Panel Size	Mounting Hole Centers	Price Each
No. 901	1	....	¾"x1 9/16"	⅜"	$ .10
No. 902	2	....	1⅛"x1 9/16"	⅜"	.17
No. 903	3	....	1⅝"x1 9/16"	⅞"	.23
No. 901-S	1	1	1⅛"x1 9/16"	⅜"	.15
No. 902-S	2	1	1⅝"x1 9/16"	⅞"	.22
No. 903-S	3	1	2⅛"x1 9/16"	⅞"	.29



No. 1000 SERIES

The 1000 series fuse mounts provide screw terminals on the same side of panel as fuse clips. Clips are mounted so that screws face ends of panel. An insulating strip of fibre, the same size as the bakelite panel, is furnished. Panels with clips for spare fuse have the word "SPARE" imprinted on panel.

Code	No. of Fuses	Spare Fuse	Panel Size	Mounting Hole Centers	Price Each
No. 1001	1	....	¾"x2 1/16"	⅜"	$ .17
No. 1002	2	....	1⅛"x2 1/16"	⅜"	.30
No. 1003	3	....	1⅝"x2 1/16"	⅞"	.42
No. 1001-S	1	1	1⅛"x2 1/16"	⅜"	.23
No. 1002-S	2	1	1⅝"x2 1/16"	⅞"	.36
No. 1003-S	3	1	2⅛"x2 1/16"	⅞"	.49

No. 1100 SERIES

The 1100 series fuse mounts provide screw terminals on the same side of panel as the fuse clips. Clips are mounted so the screws face side of panel. Mount No. 3-AG fuses. An insulating strip of fibre, the same size as bakelite panel, is furnished. Panels with clips for spare fuse have word "SPARE" imprinted on panel.

Code	No. of Fuses	Spare Fuse	Panel Size	Mounting Hole Centers	Price Each
No. 1101	1	....	⅞"x1½"	⅜"	$ .17
No. 1102	2	....	1⅝"x1½"	⅞"	.30
No. 1101-S	1	1	1⅝"x1½"	⅞"	.23
No. 1102-S	2	1	2⅛"x1½"	⅞"	.36

SPECIAL FUSE MOUNTS



No. 84

The No. 84 fuse mount provides solder tab on the same side of the panel as the fuse clips. Mounts No. 3-AG fuses. Similar in design to the No. 801 except that bakelite panel is of special size. Mounting hole in center of panel.

Code		Panel Size	Price Each
No. 84	Single Fuse	¾"x1⅜"	$ .09

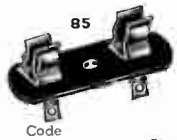

No. 85

The No. 85 fuse mount provides solder tab on the opposite side of panel to the fuse clips. Mounts No. 3-AG fuses. Similar to No. 901 except that bakelite panel is of special size and shape. Mounting hole in exact center of panel.

Code		Panel Size	Price Each
No. 85	Single Fuse	¾"x1¾"	$ .10



No. 86

The No. 86 fuse mount provides solder tabs on the same side of the panel as the fuse clips. Mounts No. 3-AG fuses. Bakelite strip is anchored to the terminal panel, enabling the fuse to be mounted direct on metal.

Code		Panel Size	Price Each
No. 86	Single Fuse	¾"x1¾"	$ .11

VOLTAGE REGULATOR TYPE

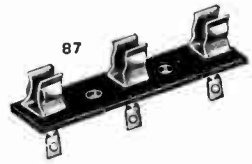

No. 87

The No. 87 fuse mount provides solder tabs on the opposite side of panel to the fuse clips. Mounts No. 3-AG fuses. Mounting holes are on ⅞" centers.

Code	Panel Size	Price Each
No. 87	¾"x2½"	$ .13



No. 88

The No. 88 fuse mount provides solder tabs on the same side of the panel as the fuse clips. Mounts No. 3-AG fuses. Mounting holes are on ⅞" centers.

Code	Panel Size	Price Each
No. 88	⅞"x2½"	$ .14



No. 89

The No 89 fuse mount provides screw terminals on the same side of panel as fuse clips. Screws are mounted so that they face the side of panel. Mounting holes are on ⅞" centers.

Code	Panel Size	Price Each
No. 89	⅞"x2½"	$ .23



No. 1200 SERIES MULTIPLE FUSE MOUNT PANELS

The No. 1200 series presents a very convenient fuse panel arrangement for multiple circuits. One side of all the fuse mounts is common, making it convenient for wiring. Screw terminals are provided on the same side of panel as fuse clips. Mounts No. 3-AG fuses. Each panel contains a pair of clips for mounting a spare fuse. The whole assembly has a bakelite insulating plate attached so that it can be mounted directly on metal.

	Fuse	Spare	Panel Size	Price Each
1201-S	1	1	2¼"x2⅜"	$ .33
1202-S	2	1	2¼"x3"	.50
1203-S	3	1	2¼"x3⅝"	.67
1204-S	4	1	2¼"x4¼"	.84
1205-S	5	1	2¼"x4¾"	1.01
1206-S	6	1	2¼"x5½"	1.18
1207-S	7	1	2¼"x6⅛"	1.35
1208-S	8	1	2¼"x6¾"	1.52
1209-S	9	1	2¼"x7⅜"	1.69
1210-S	10	1	2¼"x8"	1.86
1211-S	11	1	2¼"x8⅝"	2.03
1212-S	12	1	2¼"x9¼"	2.20
1213-S	13	1	2¼"x9⅞"	2.37
1214-S	14	1	2¼"x10½"	2.54
1215-S	15	1	2¼"x11⅛"	2.71

Copyright by U. C. P., Inc.

ENGRAVING

SAMPLE OF 3-32 CHARACTERS + - Ω ∿ 1 2 3 4

SAMPLE OF 1-8 CHARACTERS

All terminal strips listed in this catalog may be supplied with terminal designations to order. We have equipment to imprint in white as illustrated above, letters, numbers, words or symbols. Two sizes of characters as shown, 3/32" and 1/8". If no preference is given, we will use the size best suited. As work of this kind is special and requires setting up the imprinting machine, the charge is made per character.

Jobbers note: We have a net price schedule on lettering in quantities from 1 panel to 1000 panels having 1 character to 50 characters. All orders will be invoiced according to this net price schedule. Supplied upon application.

PRICE: Imprinted characters on special small quantity orders. PER CHARACTER ..... $ .05

LOCKS FOR 400 SERIES PLUGS AND SOCKETS

(Formerly Heavy Duty)

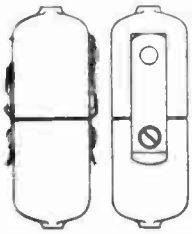

ILLUSTRATING No. 93 LOCK. May be attached to any 400 Series plug for extension cables. If plugs are ordered with this lock, specify "with No. 93 locks.

No. 93 Lock when attached to plug, add to list ..... $ .30

No. 93 Locks ONLY per pair ..... .30

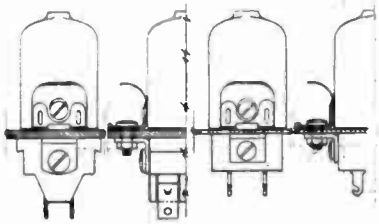

ILLUSTRATING No. 63 LOCK. May be used on all panel mount 400 Series plugs and sockets when surface is flush with top of panel. Cannot be used on type CB plugs, or plugs with 3/8" or 3/4" brackets.

No. 63 Locks ONLY, per pair ..... $ .30

DIMENSIONAL DATA ON 400 SERIES PLUGS AND SOCKETS

(Formerly Heavy Duty)

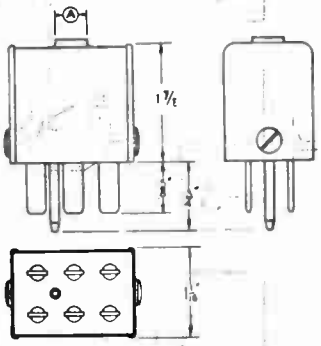

SIX CONTACT HEAVY DUTY PLUG WTH FLARED HOLE IN TOP OF CAP

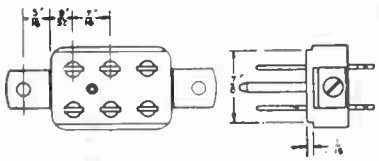

SIX CONTACT HEAVY DUTY PLUG WITH ANGLE BRACKETS FOR 1/16" PANEL (P6AB 1/16)

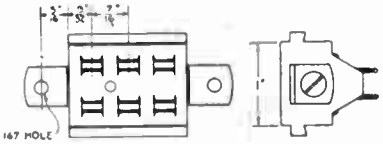

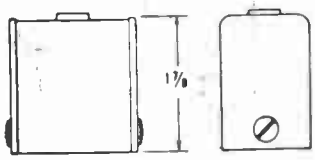

SIX CONTACT HEAVY DUTY SOCKET WITH FLARED HOLE IN TOP OF CAP

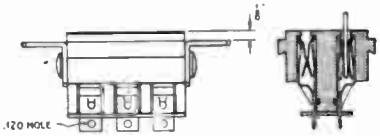

TYPE 1S1 SIX CONTACT HEAVY DUTY SOCKET WITH ANGLE BRACKETS (S6AB)

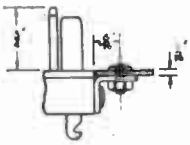

ANGLE BRACKET (CODE AB 1/16) ATTACHED TO HEAVY DUTY PLUG

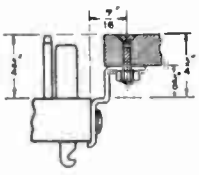

ANGLE BRACKET (CODE AB 3/8) ATTACHED TO HEAVY DUTY PLUG

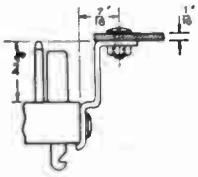

ANGLE BRACKET (CODE AB 3/4) ATTACHED TO HEAVY DUTY PLUG

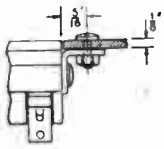

ANGLE BRACKET (CODE AB) ATTACHED TO HEAVY DUTY SOCKET

Copyright by U. C. P., Inc.

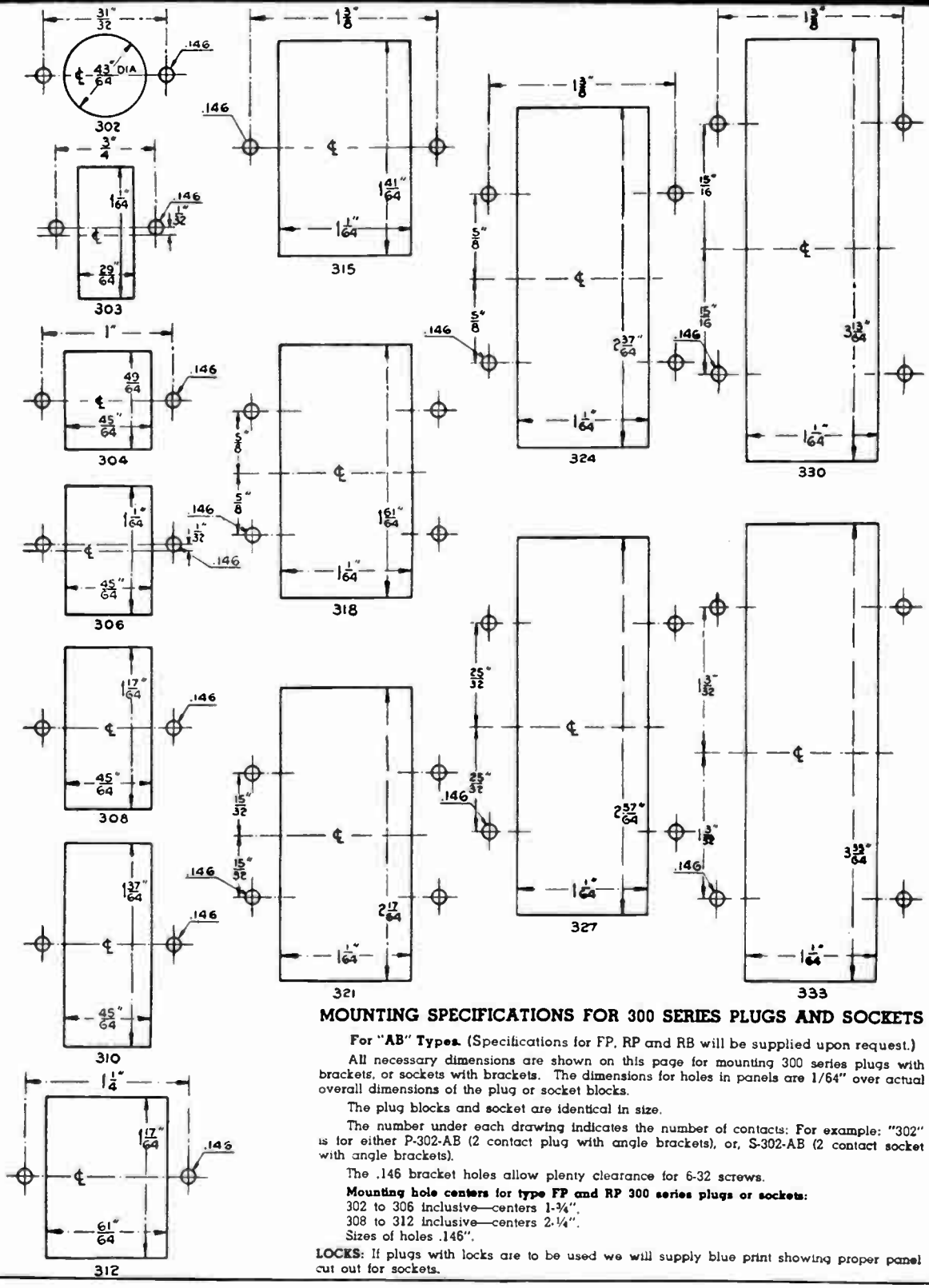

MOUNTING SPECIFICATIONS FOR 300 SERIES PLUGS AND SOCKETS

For "AB" Types. (Specifications for FP, RP and RB will be supplied upon request.)

All necessary dimensions are shown on this page for mounting 300 series plugs with brackets, or sockets with brackets. The dimensions for holes in panels are 1/64" over actual overall dimensions of the plug or socket blocks.

The plug blocks and socket are identical in size.

The number under each drawing indicates the number of contacts: For example: "302" is for either P-302-AB (2 contact plug with angle brackets), or, S-302-AB (2 contact socket with angle brackets).

The .146 bracket holes allow plenty clearance for 6-32 screws.

Mounting hole centers for type FP and RP 300 series plugs or sockets:
302 to 306 inclusive—centers 1-¾".
308 to 312 inclusive—centers 2-¼".
Sizes of holes .146".

LOCKS: If plugs with locks are to be used we will supply blue print showing proper panel cut out for sockets.

Copyright by U. C. P., Inc.

CANNON CONNECTORS

CANNON ELECTRIC DEVELOPMENT COMPANY • 3209 HUMBOLDT STREET, LOS ANGELES, CALIFORNIA

TYPE X FITTINGS

CANNON "TYPE X" PLUGS AND RECEPTACLES—The "Type X" Series of Midget Connectors offers inexpensive fittings of reliable quality for sound service, radio, public address systems and geophysical research. In addition to compactness, many exclusive Cannon features are embodied in this series, such as full floating contacts in all socket inserts. Solder pot cable connections are easily accessible. Cable glands are removable. Contacts are so positive that no latching device is needed for ordinary uses.

The arrow shows spring clip on full-floating socket contact which gives a positive pressure fit connection.

"TYPE X" STRAIGHT CORD PLUG (Socket Insert)

ONE-HALF ACTUAL SIZE

Sturdily built for dependable service. Light in weight. Shell is die-cast zinc. Finish is bright-dip nickel. Will take 1/4" to 9/32" cable. Used in conjunction with the following: X-14 Wall Receptacle, X-12 Straight Cord Plug, and X-42 Microphone Receptacle.

Poles	Capacity	Wt. Lbs.	Cat. No.	List Price
1	15-amp.	0.081	X-1-11	$1.75
3	15-amp.	0.083	X-3-11	1.75
4	3-10-amp. / 1-15-amp.	0.085	X-4-11	3.25

"TYPE X" STRAIGHT CORD PLUG (Pin Insert)

ONE-HALF ACTUAL SIZE

For use in conjunction with "Type X" Straight Cord Plug (Socket Insert) X-11 or "Type X" Wall Receptacle (Socket Insert) X-13. Shell is die-cast zinc, bright-dip nickel finish. Will take 1/4" to 9/32" cable.

Poles	Capacity	Wt. Lbs.	Cat. No.	List Price
1	15-amp.	0.061	X-1-12	$1.25
3	15-amp.	0.063	X-3-12	1.25
4	3-10-amp. / 1-15-amp.	0.065	X-4-12	2.25

"TYPE X" WALL RECEPTACLE (Socket Insert)

ONE-HALF ACTUAL SIZE

Body fits in 7/8" hole and extends 1 3/16" behind flange, which is 1 3/8" in diameter and drilled for three #4-40 oval-head screws on 11/32" radius. Die-cast zinc, bright-dip nickel finish. To be used in conjunction with the following straight cord plug (Pin Insert): X-12.

Poles	Capacity	Wt. Lbs.	Cat. No.	List Price
1	15-amp.	0.081	X-1-13	$1.75
3	15-amp.	0.083	X-3-13	1.75
4	3-10-amp. / 1-15-amp.	0.085	X-4-13	3.25

"TYPE X" WALL RECEPTACLE (Pin Insert)

ONE-HALF ACTUAL SIZE

Body fits in 3/4" hole and extends 13/32" behind the flange, which is 1 3/8" in diameter and drilled for three #4-40 oval-head screws on 17/32" radius, 120° apart. Material used is DURAL, sand blast and clear lacquer finish. Used in conjunction with straight cord plug (Socket Insert) X-11. Solder pots extend 1/4" beyond rear of body.

Poles	Capacity	Wt. Lbs.	Cat. No.	List Price
1	15-amp.	0.040	X-1-14	$1.25
3	15-amp.	0.042	X-3-14	1.25
4	3-10-amp. / 1-15-amp.	0.044	X-4-14	2.25

"TYPE X" MICROPHONE RECEPTACLE (Pin Insert)

ONE-HALF ACTUAL SIZE

Has all the features of "Type X" Straight Cord Plugs and Wall Receptacles but it is mounted on a flat base, ready for mounting on equipment. Die-cast zinc, bright-dip nickel finish. Use with straight Cord Plug (Socket Insert) X-11. Mounting holes are .144" in diameter and 1" apart.

Poles	Capacity	Wt. Lbs.	Cat. No.	List Price
3	15-amp.	0.063	X-3-42	$1.25

TYPE XK FITTINGS

CANNON "TYPE XK" PLUGS AND RECEPTACLES — A quality line of Connectors, similar in design and construction to the "Type X" Series, but equipped with the fast-acting, sturdy Acme Threaded Coupling Ring and, therefore, ideal for use on equipment which is subjected to considerable vibration and tension on cables, such as on sound trucks and other portable units.

"TYPE XK" WALL RECEPTACLE (Pin Insert)

ONE-THIRD ACTUAL SIZE

Body fits in a 3/4" hole and extends 13/32" behind a 1/16" flange which is 1 1/2" in diameter, drilled for four #4-40 oval-head mounting screws on a 5/8" radius, 90° apart. Made of brass, bright-dip nickel finish. Solder pots extend 9/32" beyond body. Has external acme thread on shell and is used in conjunction with straight cord plug XK-11.

Poles	Capacity	Wt. Lbs.	Cat. No.	List Price
1	15-amp.	0.045	XK-1-14	$2.00
3	15-amp.	0.047	XK-3-14	2.00
4	3-10-amp. / 1-15-amp.	0.049	XK-4-14	3.00

"TYPE XK" WALL RECEPTACLE (Socket Insert)

ONE-HALF ACTUAL SIZE

Body fits in 1 1/32" hole and extends 1 1/16" behind flange which is 1 1/2" in diameter and drilled for four #4-40 oval-head mounting screws on a 5/8" radius, 90° apart. Made of brass, bright-dip nickel finish. Solder pots on contacts extend 1/8" beyond body. Use in conjunction with a straight cord plug (Pin Insert) XK-12.

Poles	Capacity	Wt. Lbs.	Cat. No.	List Price
1	15-amp.	0.144	XK-1-13L	$3.50
3	15-amp.	0.146	XK-3-13L	3.50
4	3-10-amp. / 1-15-amp.	0.148	XK-4-13L	5.00

Quick-acting locking ring. Plugs and receptacles cannot be accidentally disconnected by jarring apart due to vibration or pulling on lines. 2 types of threaded coupling rings are shown below at A & C. Full-floating 'napkin ring' type socket contact. Pin and insert protected by shell. Built to withstand hard service. (B) Correct polarization governed by layout arrangement.

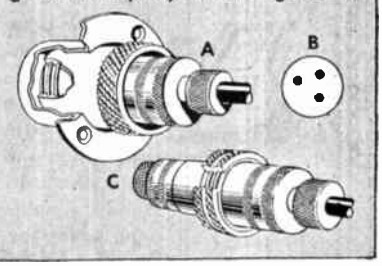

"TYPE XK" STRAIGHT CORD PLUG (Socket Insert)

ONE-HALF ACTUAL SIZE

Shell is of brass, bright-dip nickel finish. Equipped with quick-acting coupling ring. Solder pot connections are easily accessible. Takes 1/4" to 9/32" cable. Built for long, dependable service. Used in conjunction with XK-12, XK-14.

Poles	Capacity	Wt. Lbs.	Cat. No.	List Price
1	15-amp.	0.081	XK-1-11	$3.50
3	15-amp.	0.083	XK-3-11	3.50
4	3-10-amp. / 1-15-amp.	0.085	XK-4-11	5.00

"TYPE XK" STRAIGHT CORD PLUG (Pin Insert)

ONE-HALF ACTUAL SIZE

For use in conjunction with Straight Cord Plug (Socket Insert) or Wall Receptacle (Socket Insert) with Coupling Ring. Provided with threaded shell to take coupling ring. Made of brass, with bright-dip nickel finish. Takes 1/4" to 9/32" cable.

Poles	Capacity	Wt. Lbs.	Cat. No.	List Price
1	15-amp.	0.081	XK-1-12	$2.00
3	15-amp.	0.083	XK-3-12	2.00
4	3-10-amp. / 1-15-amp.	0.085	XK-4-12	3.00

"TYPE XK" WALL RECEPTACLE (Socket Insert)

ONE-HALF ACTUAL SIZE

Body fits in 31/32" hole and extends 1 3/8" behind 1/16" flange which is 1 1/2" in diameter and drilled for four #4-40 oval-head mounting screws on a 5/8" radius, 90° apart. Solder pots extend 7/32" beyond rear of body. Made of brass, with bright-dip nickel finish. Fitting has no coupling ring but will mate with a straight cord plug, XK-12. Whereas two cord connectors need a coupling ring, on a panel not subjected to vibration or hard wear it is not necessary.

Poles	Capacity	Wt. Lbs.	Cat. No.	List Price
1	15-amp.	0.081	XK-1-13	$2.25
3	15-amp.	0.083	XK-3-13	2.25
4	3-10-amp. / 1-15-amp.	0.085	XK-4-13	3.75

Copyright by U. C. P., Inc.

CANNON CONNECTORS

CANNON ELECTRIC DEVELOPMENT COMPANY • 3209 HUMBOLDT STREET, LOS ANGELES, CALIFORNIA

TYPE O FITTINGS

CANNON "TYPE O" PLUGS AND RECEPTACLES. This series consists of a line of 3-pole oval-shaped Plugs and Receptacles, equipped with Latch Locking Device. Contacts are silver-plated, full-floating, non-twisting. Solder terminals are tinned for ease of wiring.

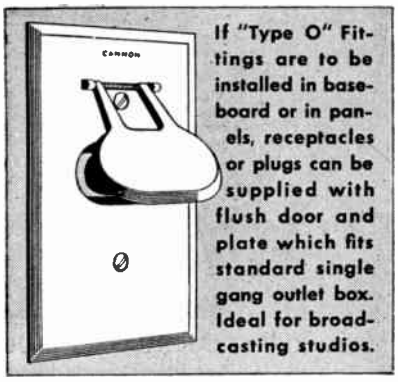

If "Type O" Fittings are to be installed in baseboard or in panels, receptacles or plugs can be supplied with flush door and plate which fits standard single gang outlet box. Ideal for broadcasting studios.

"TYPE O" STRAIGHT CORD PLUG (Socket Insert)

ONE-THIRD ACTUAL SIZE

Has Integral Clamp for ⅜" or smaller cable. Made of die-cast zinc, cadmium plated and finished with clear lacquer.

Poles	Capacity	Wt. Lbs.	Cat. No.	List Price
3	30-amp.	0.113	03-11	$4.50

"TYPE O" STRAIGHT CORD PLUG (Pin Insert)

ONE-THIRD ACTUAL SIZE

Corresponds with No. 03-11 "Type O" Straight Cord Plug (Socket Insert). Has integral cable clamp, for ⅜" or smaller cable. Made of die-cast zinc, cadmium plated, clear lacquer.

Poles	Capacity	Wt. Lbs.	Cat. No.	List Price
3	30-amp.	0.104	03-12	$4.50

"TYPE O" FLUSH WALL RECEPTACLE (Socket Insert)

ONE-THIRD ACTUAL SIZE

Flange is 2" in diameter, drilled with four holes to take #4-40 oval-head mounting screws, 90° apart on a radius of 13/16". Made of die-cast zinc, cadmium plated and finished in clear lacquer. Latch Locking Device is operated from panel front.

Poles	Capacity	Wt. Lbs.	Cat. No.	List Price
3	30-amp.	0.148	03-13	$4.50

"TYPE O" FLUSH WALL RECEPTACLE (Pin Insert)

ONE-THIRD ACTUAL SIZE

The flange is 2" in diameter, drilled with four holes to take #4-40 oval-head mounting screws, 90° apart, on a radius of 13/16". Made of cast aluminum, clear lacquer finish, or die-cast zinc, cadmium plated, clear lacquer finish.

Poles	Capacity	Wt. Lbs.	Cat. No.	List Price
3	30-amp.	0.107	03-14	$4.50

ONE-FOURTH ACTUAL SIZE

"TYPE O" SINGLE GANG WALL RECEPTACLE (Socket Insert)

Plate is 4½" high and 2¾" wide. Brackets furnished for standard switch box. Made of cast aluminum alloy, finished in clear lacquer.

Poles	Capacity
3	30-amp.

Wt. Lbs.	Cat. No.	List Price
0.10	03-35	$5.50

ONE-FOURTH ACTUAL SIZE

"TYPE O" SINGLE GANG WALL RECEPTACLE (Socket Insert) DOOR TYPE

Plate is 4½" high and 2¾" wide. Same as No. 03-35, except plate is provided with hinged door to keep out dust and dirt. Made of cast aluminum alloy, finished with clear lacquer.

Poles	Capacity	Wt. Lbs.	Cat. No.	List Price
3	30-amp.	0.296	03-35D	$6.50

"TYPE O" SINGLE GANG WALL RECEPTACLE (Pin Insert)

ONE-FOURTH ACTUAL SIZE

Plate is 2¾" wide and 4½" high. Brackets furnished for standard switch box. Made of cast aluminum alloy, finished with clear lacquer.

Poles	Capacity	Lbs.
3	30-amp.	0.904

Cat. No.	List Price
03-36	$5.50

"TYPE O" SINGLE GANG WALL RECEPTACLE (Pin Insert) DOOR TYPE

ONE-FOURTH ACTUAL SIZE

Same as No. 03-36, except equipped with door to keep out dust and dirt. Made of cast aluminum alloy, finished with clear lacquer. Plate is 2¾" wide and 4½" high.

Poles	Capacity	Wt. Lbs.	Cat. No.	List Price
3	30-amp.	0.328	03-36D	$6.50

"TYPE O" MICROPHONE OR PANEL RECEPTACLE (Pin Insert)

ONE-THIRD ACTUAL SIZE

Has flat base, with two lugs for mounting with #4-40 oval-head screws. Made of die-cast zinc, and cadmium plated.

Poles	Capacity	Wt. Lbs.	Cat. No.	List Price
3	30-amp.	0.271	03-42D	$4.50

"TYPE O" 90° MICROPHONE OR PANEL RECEPTACLE (Socket Insert)

ONE-THIRD ACTUAL SIZE

Flat base is flanged and is attached to microphone or panel by means of two #4-40 oval-head mounting screws. Made of die-cast zinc, cadmium plated and finished in clear lacquer.

Poles	Capacity	Wt. Lbs.	Cat. No.	List Price
3	30-amp.	0.274	03-41D	$4.50

TYPE TQ FITTINGS

CANNON "TYPE TQ" COAXIAL FITTINGS. "Type TQ" Coaxial Fittings provide continuous shielding with constant impedence. Each fitting contains 1 standard Cannon style silver-plated contact, rated at 10-amp. and accommodating #16 stranded or #14 solid, or smaller, B&S gauge wire. Solder pots on rear of contacts are tinned for ease in wiring. Insulation discs are ISOLANTITE.

Removable doors permit easy access to terminals for wiring. Tapered skirt makes it easy to solder shielding of cable. Shell protects both the wiring and shielding. Isolantite washers are used for insulation.

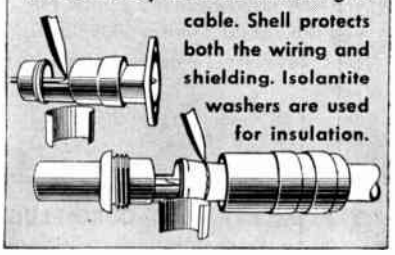

CANNON "TYPE TQ" COAXIAL CORD PLUG (Socket Insert) For Continuous Shielding

ONE-HALF ACTUAL SIZE

A tapered skirt is provided on this Plug, to which the shielding is easily soldered. Accommodates ½" cable, but can be supplied for ⅝" cable if specified with order. Body machined from solid brass rod, cadmium plated.

Poles	Capacity	Wt. Lbs.	Cat. No.	List Price
1	10-amp.	0.106	TQ-1-12	$2.00

"TYPE TQ" COAXIAL FLUSH PANEL RECEPTACLE (Pin Insert) For Continuous Shielding

ONE-HALF ACTUAL SIZE

Provided with a tapered skirt to which the shielding is easily soldered. Also has Inspection Door, which snaps into place. ISOLANTITE Insulation, as used in all "Type TQ" Fittings. Body is machined from solid brass rod, cadmium plated. Accommodates ½" cable, but can be supplied for ⅝" cable if specified with order. Two holes—.120 in diameter, 180° apart—on a 15/32 radius.

Poles	Capacity	Wt. Lbs.	Cat. No.	List Price
1	10-amp.	.043	TQ-1-13	$2.00

"TYPE TQ" FLUSH RECEPTACLE (Pin Insert)

ONE-HALF ACTUAL SIZE

Similar to No. TQ-1-13, except that it is not provided with Inspection Door and is not designed for continuous shielding. Uses ISOLANTITE insulation. For mounting on front of panel. Body machined from solid brass rod, cadmium plated. Two holes — .120 in diameter, 180° apart—on a 15/32 radius.

Poles	Capacity	Wt. Lbs.	Cat. No.	List Price
1	10-amp.	0.037	TQ-1-13C	$2.00

APPLY FOR DISCOUNTS

Copyright by U. C. P., Inc.

CANNON CONNECTORS

CANNON ELECTRIC DEVELOPMENT COMPANY • 3209 HUMBOLDT STREET, LOS ANGELES, CALIFORNIA

TYPE TQ FITTINGS

"TYPE TQ" FLUSH RECEPTACLE (Pin Insert)

For Mounting Behind Panel

ONE-HALF ACTUAL SIZE

Same construction as No. TQ-1-13C, except that the flange is mounted on back of panel. Body machined from solid brass rod, cadmium plated. Two holes—.120 diameter, 180° apart on a 11/32 radius.

Poles	Capacity	Wt. Lbs.	Cat. No.	List Price
1	10-amp.	0.039	TQ-1-13BC	$2.00

"TYPE TQ" COAXIAL FLUSH RECEPTACLE (Pin Insert)

For Continuous Shielding

ONE-HALF ACTUAL SIZE

Designed for mounting behind panel, otherwise exactly the same as No. TQ-1-13. Accommodates ½" cable. Can be supplied to take ⅝" cable if specified on order. Body is machined from solid brass rod, cadmium plated. Two holes—.120 in diameter, 180° apart—on 11/32 radius.

Poles	Capacity	Wt. Lbs.	Cat. No.	List Price
1	10-amp.	0.057	TQ-1-13B	$2.00

TYPE P FITTINGS

CANNON "TYPE P" FITTINGS. Universally used in sound and allied applications. "Type P" Fittings include a size and type for every requirement, all of a high standard of quality. All 90° Plugs, Pins and Sockets have split-shell construction for quick, easy access for wiring or inspection. Splash-proof, but not weather-proof. Plug and receptacle dust caps are available for use under severe dust conditions. Laboratory tests show an average voltage-drop of not more than 10 millivolts, with current flowing at the rated capacity. Insulating material is Bakelite No. BM-6102 which has a .5% absorption in 24 hours of boiling water and a dielectric strength of 325 volts per mil at 60 cycles.

"TYPE P" STRAIGHT CORD PLUG (Socket Insert), ZINC

ONE-THIRD ACTUAL SIZE

Equipped with patented Latch which locks mating fitting when coupled. Instantly released by pressing with thumb. Made of die-cast zinc, cadmium plated and finished with clear lacquer. Compression gland for ½" or smaller cable.

Poles	Capacity	Wt. Lbs.	Cat. No.	List Price
2	30-amp.	0.183	P2-11	$3.95
3	30-amp.	0.188	P3-11	4.25
4	30-amp.	0.193	P4-11	4.55
5	30-amp.	0.196	P5-11	4.85
6	30-amp.	0.200	P6-11	5.15
8	15-amp.	0.196	P8-11	5.15

"TYPE P" STRAIGHT CORD PLUG (Socket Insert), STEEL

ONE-THIRD ACTUAL SIZE

Same design and construction as the other "Type P" Straight Cord Plugs except it is made of steel, with a cadmium plated finish.

Poles	Capacity	Wt. Lbs.	Cat. No.	List Price
2	30-amp.	0.312	P2-11S	$4.20
3	30-amp.	0.316	P3-11S	4.50
4	30-amp.	0.320	P4-11S	4.80
5	30-amp.	0.324	P5-11S	5.10
6	30-amp.	0.328	P6-11S	5.40
8	15-amp.	0.324	P8-11S	5.40

"TYPE P" STRAIGHT CORD PLUG (Socket Insert), STEEL

ONE-THIRD ACTUAL SIZE

Same design and construction as in other "Type P" Straight Cord Plugs except for split rubber wedge for cable. Supplied for 3/16" to ½" cable. Specify cable size when ordering. Made of steel, cadmium plated finish.

Poles	Capacity	Wt. Lbs.	Cat. No.	List Price
2	30-amp.	0.222	P2-11T	$4.20
3	30-amp.	0.226	P3-11T	4.50
4	30-amp.	0.230	P4-11T	4.80
5	30-amp.	0.234	P5-11T	5.10
6	30-amp.	0.238	P6-11T	5.40
8	15-amp.	0.234	P8-11T	5.40

"TYPE P" STRAIGHT CORD PLUG (Socket Insert), ZINC

ONE-THIRD ACTUAL SIZE

Has all the usual "Type P" features except is equipped with Clamp Gland for ½" or smaller cable, insuring positive clamping with a waterproof gland. Made of die-cast zinc, cadmium plated and finished in clear lacquer.

Poles	Capacity	Wt. Lbs.	Cat. No.	List Price
2	30-amp.	0.213	P2-CG-11	$3.95
3	30-amp.	0.217	P3-CG-11	4.25
4	30-amp.	0.221	P4-CG-11	4.55
5	30-amp.	0.225	P5-CG-11	4.85
6	30-amp.	0.229	P6-CG-11	5.15
8	15-amp.	0.225	P8-CG-11	5.15

STRAIGHT CORD PLUG (Socket Insert), STEEL

ONE-THIRD ACTUAL SIZE

Same as other "Type P" Straight Cord Plugs, except it is made of steel, with a cadmium plated finish.

Poles	Capacity	Wt. Lbs.	Cat. No.	List Price
2	30-amp.	0.242	P2-CG-11S	$4.20
3	30-amp.	0.246	P3-CG-11S	4.50
4	30-amp.	0.250	P4-CG-11S	4.80
5	30-amp.	0.254	P5-CG-11S	5.10
6	30-amp.	0.258	P6-CG-11S	5.40
8	15-amp.	0.254	P8-CG-11S	5.40

"TYPE P" STRAIGHT CORD PLUG (Pin Insert), ZINC

ONE-THIRD ACTUAL SIZE

The corresponding Plug for use with "Type P" Straight Cord Plug (Socket Insert) No. P-11. It is equipped with a Compression Gland for ½" or smaller cable. Die-cast zinc, cadmium plated and finished in clear lacquer.

Poles	Capacity	Wt. Lbs.	Cat. No.	List Price
2	30-amp.	0.092	P2-12	$2.50
3	30-amp.	0.095	P3-12	2.50
4	30-amp.	0.098	P4-12	2.50
5	30-amp.	0.101	P5-12	2.50
6	30-amp.	0.104	P6-12	2.75
8	15-amp.	0.101	P8-12	2.75

"TYPE P" STRAIGHT CORD PLUG, (Pin Insert), STEEL

ONE-THIRD ACTUAL SIZE

Corresponds with "Type P" Straight Cord Plug (Socket Insert) No. P-11S. Made of steel, cadmium plated finish. Has Compression Gland for ½" or smaller cable.

Poles	Capacity	Wt. Lbs.	Cat. No.	List Price
2	30-amp.	0.209	P2-12S	$2.75
3	30-amp.	0.212	P3-12S	2.75
4	30-amp.	0.215	P4-12S	2.75
5	30-amp.	0.213	P5-12S	2.75
6	30-amp.	0.221	P6-12S	3.00
8	15-amp.	0.218	P8-12S	3.00

"TYPE P" STRAIGHT CORD PLUG (Pin Insert), STEEL

ONE-THIRD ACTUAL SIZE

Corresponds with the Straight Cord Plug (Socket Insert) No. P-11T. Has split rubber wedge for 3/16" to ½" cable. Specify cable diameter when ordering. Made of steel, cadmium plated finish.

Poles	Capacity	Wt. Lbs.	Cat. No.	List Price
2	30-amp.	0.109	P2-12T	$2.75
3	30-amp.	0.112	P3-12T	2.75
4	30-amp.	0.115	P4-12T	2.75
5	30-amp.	0.118	P5-12T	2.75
6	30-amp.	0.121	P6-12T	3.00
8	15-amp.	0.118	P8-12T	3.00

"TYPE P" STRAIGHT CORD PLUG (Pin Insert), ZINC

ONE-THIRD ACTUAL SIZE

Corresponds with "Type P" Straight Cord Plug (Socket Insert) No. P-CG-11. Has Clamp Gland for ½" or smaller cable, insuring positive clamping with waterproof gland. Made of die-cast zinc, cadmium plated and finished in clear lacquer.

Poles	Capacity	Wt. Lbs.	Cat. No.	List Price
2	30-amp.	0.123	P2-CG-12	$2.50
3	30-amp.	0.126	P3-CG-12	2.50
4	30-amp.	0.129	P4-CG-12	2.50
5	30-amp.	0.132	P5-CG-12	2.50
6	30-amp.	0.135	P6-CG-12	2.75
8	15-amp.	0.132	P8-CG-12	2.75

Copyright by U.C.P., Inc.

APPLY FOR DISCOUNTS

CANNON CONNECTORS

CANNON ELECTRIC DEVELOPMENT COMPANY • 3209 HUMBOLDT STREET, LOS ANGELES, CALIFORNIA

TYPE P FITTINGS

"TYPE P" STRAIGHT CORD PLUG (Pin Insert), STEEL

ONE-THIRD ACTUAL SIZE

Corresponds with the "Type P" Straight Cord Plug (Socket Insert) No. P-CG-11S. Has Clamp Gland for ½" or smaller cable, insuring positive clamping with waterproof gland. Made of steel, cadmium plated finish.

Poles	Capacity	Wt. Lbs.	Cat. No.	List Price
2	30-amp.	0.146	P2-CG-12S	$2.75
3	30-amp.	0.149	P3-CG-12S	2.75
4	30-amp.	0.153	P4-CG-12S	2.75
5	30-amp.	0.156	P5-CG-12S	2.75
6	30-amp.	0.159	P6-CG-12S	3.00
8	15-amp.	0.156	P8-CG-12S	3.00

"TYPE P" STRAIGHT CORD PLUG (Socket Insert), HEAVY DUTY

ONE-THIRD ACTUAL SIZE

Built of cast aluminum alloy for severe service, but employing all features such as the latch type locking device which is standard on "Type P." It has integral clamp for ¾" or smaller cable. Also made for $\frac{9}{16}$" cable if specified. Clear lacquer finish.

Poles	Capacity	Wt. Lbs.	Cat. No.	List Price
2	30-amp.	0.166	P2-23	$4.70
3	30-amp.	0.170	P3-23	5.00
4	30-amp.	0.174	P4-23	5.30
5	30-amp.	0.178	P5-23	5.60
6	30-amp.	0.182	P6-23	5.90

"TYPE P" STRAIGHT CORD PLUG (Socket Insert), LONG

ONE-THIRD ACTUAL SIZE

Same design as "Type P" Straight Cord Plug (Socket Insert) No. P-23 except shell is longer. Has Integral Clamp for $\frac{9}{16}$" cable and can be drilled for ¾" if specified. Made of die-cast zinc, cadmium plated and finished in clear lacquer.

Poles	Capacity	Wt. Lbs.	Cat. No.	List Price
2	30-amp.	0.295	P2-23L	$4.70
3	30-amp.	0.299	P3-23L	5.00
4	30-amp.	0.303	P4-23L	5.30
5	30-amp.	0.307	P5-23L	5.60
6	30-amp.	0.309	P6-23L	5.90
8	15-amp.	0.307	P8-23L	5.90

"TYPE P" 90° CORD PLUG (Socket Insert)

ONE-THIRD ACTUAL SIZE

Has Split Shell for ease in wiring and inspection. It is supplied with Compression Gland for ½" or smaller cable. Made of cast aluminum alloy, clear lacquered.

Poles	Capacity	Wt. Lbs.	Cat. No.	List Price
2	30-amp.	0.190	P2-15	$5.20
3	30-amp.	0.194	P3-15	5.50
4	30-amp.	0.198	P4-15	5.80
5	30-amp.	0.202	P5-15	6.10
6	30-amp.	0.206	P6-15	6.40
8	15-amp.	0.202	P8-15	6.40

"TYPE P" 90° CORD PLUG (Socket Insert)

ONE-THIRD ACTUAL SIZE

Has Split Shell and all other "Type P" features used in Cord Plug (Socket Insert) No. P-15 except cable connection, which is an Integral Clamp for ½" or smaller cable. Made of cast aluminum alloy, finished in clear lacquer.

Poles	Capacity	Wt. Lbs.	Cat. No.	List Price
2	30-amp.	0.220	P2-CG-15	$5.20
3	30-amp.	0.224	P3-CG-15	5.50
4	30-amp.	0.228	P4-CG-15	5.80
5	30-amp.	0.232	P5-CG-15	6.10
6	30-amp.	0.236	P6-CG-15	6.40
8	15-amp.	0.232	P8-CG-15	6.40

"TYPE P" PANEL RECEPTACLE (Socket Insert), SURFACE MOUNTING

ONE-THIRD ACTUAL SIZE

Equipped with "Type P" Latching Locking Device and all other "Type P" features. Made of cast aluminum alloy, finished in clear lacquer. Flange is 2" in diameter, drilled with four .120" diameter holes for #4-40 oval-head mounting screws, 90° apart on a $\frac{1}{16}$" radius. Body extends 1" out in front of ⅛" mounting flange.

Poles	Capacity	Wt. Lbs.	Cat. No.	List Price
2	30-amp.	0.125	P2-17	$3.95
3	30-amp.	0.129	P3-17	4.25
4	30-amp.	0.133	P4-17	4.55
5	30-amp.	0.137	P5-17	4.85
6	30-amp.	0.141	P6-17	5.15
8	15-amp.	0.137	P8-17	5.15

"TYPE P" STRAIGHT CORD PLUG (Pin Insert), HEAVY DUTY

ONE-THIRD ACTUAL SIZE

Corresponds with "Type P" Straight Cord Plug (Socket Insert) No. P-23. Built for hard service. The shell is of steel, cadmium plated finish. Has aluminum Integral Clamp for ¾" or smaller cable. Made for $\frac{9}{16}$" cable if specified.

Poles	Capacity	Wt. Lbs.	Cat. No.	List Price
2	30-amp.	0.170	P2-24	$3.25
3	30-amp.	0.173	P3-24	3.25
4	30-amp.	0.176	P4-24	3.25
5	30-amp.	0.179	P5-24	3.25
6	30-amp.	0.182	P6-24	3.50
8	15-amp.	0.179	P8-24	3.50

"TYPE P" STRAIGHT CORD PLUG (Pin Insert), LONG

ONE-THIRD ACTUAL SIZE

Corresponds with "Type P" Straight Cord Plug (Socket Insert) No. P-23L. Skirt is of steel and body of die-cast zinc, cadmium plated and finished in clear lacquer. Integral clamp for $\frac{9}{16}$" cable can be drilled ¾" if specified.

Poles	Capacity	Wt. Lbs.	Cat. No.	List Price
2	30-amp.	0.277	P2-24L	$3.25
3	30-amp.	0.280	P3-24L	3.25
4	30-amp.	0.283	P4-24L	3.25
5	30-amp.	0.286	P5-24L	3.25
6	30-amp.	0.289	P6-24L	3.50
8	15-amp.	0.286	P8-24L	3.50

"TYPE P" 90° CORD PLUG (Pin Insert)

ONE-THIRD ACTUAL SIZE

Has Split Shell, enabling easy access to terminals for wiring or inspection. Corresponds with "Type P" 90° Cord Plug (Socket Insert) No. P-15 and has Compression Gland for ½" or smaller cable. Skirt is of steel and body of aluminum alloy casting, finished in clear lacquer.

Poles	Capacity	Wt. Lbs.	Cat. No.	List Price
2	30-amp.	0.168	P2-16	$3.75
3	30-amp.	0.171	P3-16	3.75
4	30-amp.	0.174	P4-16	3.75
5	30-amp.	0.178	P5-16	3.75
6	30-amp.	0.181	P6-16	4.00
8	15-amp.	0.178	P8-16	4.00

"TYPE P" 90° CORD PLUG (Pin Insert)

ONE-THIRD ACTUAL SIZE

Corresponds with "Type P" 90° Cord Plug (Socket Insert) No. P-CG-15, having Integral Clamp for ½" or smaller cable. Skirt is of steel and body of cast aluminum alloy, finished in clear lacquer. Split Shell enables easy access to terminals for wiring or inspection.

Poles	Capacity	Wt. Lbs.	Cat. No.	List Price
2	30-amp.	0.195	P2-CG-16	$3.75
3	30-amp.	0.198	P3-CG-16	3.75
4	30-amp.	0.201	P4-CG-16	3.75
5	30-amp.	0.204	P5-CG-16	3.75
6	30-amp.	0.207	P6-CG-16	4.00
8	15-amp.	0.204	P8-CG-16	4.00

"TYPE P" PANEL RECEPTACLE (Pin Insert) FOR SURFACE MOUNTING

ONE-THIRD ACTUAL SIZE

Corresponds to "Type P" Panel Receptacle (Socket Insert) No. P-17. Shell is of brass, cadmium plated and finished in clear lacquer. Flange is 2" in diameter, drilled with four .120" diameter holes to take #4-40 oval-head mounting screws, 90° apart on a $\frac{1}{16}$" radius.

Poles	Capacity	Wt. Lbs.	Cat. No.	List Price
2	30-amp.	0.156	P2-18	$2.50
3	30-amp.	0.159	P3-18	2.50
4	30-amp.	0.162	P4-18	2.50
5	30-amp.	0.165	P5-18	2.50
6	30-amp.	0.168	P6-18	2.75
8	15-amp.	0.165	P8-18	2.75

"TYPE P" PANEL RECEPTACLE (Socket Insert), FLUSH MOUNTING

ONE-THIRD ACTUAL SIZE

Has Latch Locking Device which operates from front of panel. Made of die-cast zinc, cadmium plated and finished in clear lacquer. Flange is 2" in diameter and drilled with four .120" diameter holes to take #4-40 oval-head mounting screws, located 90° apart on a radius of $\frac{1}{16}$".

Poles	Capacity	Wt. Lbs.	Cat. No.	List Price
2	30-amp.	0.202	P2-13	$3.95
3	30-amp.	0.206	P3-13	4.25
4	30-amp.	0.210	P4-13	4.55
5	30-amp.	0.214	P5-13	4.85
6	30-amp.	0.218	P6-13	5.15
8	15-amp.	0.214	P8-13	5.15

APPLY FOR DISCOUNTS

Copyright by U. C. P., Inc.

CANNON CONNECTORS

CANNON ELECTRIC DEVELOPMENT COMPANY • 3209 HUMBOLDT STREET, LOS ANGELES, CALIFORNIA

TYPE P FITTINGS

"TYPE P" TWO-GANG PANEL RECEPTACLE (Socket Insert), FLUSH MOUNTING



ONE-THIRD ACTUAL SIZE

Receptacles equipped with Latch Locking Device, operated from panel front. Flange is 3⅝" wide and 2" high. Mounted with four #4-40 oval-head mounting screws. Shell is aluminum alloy casting, finished in clear lacquer.

Poles	Capacity	Wt. Lbs.	Cat. No.	List Price
2	30-amp.	0.300	P2-13-2G	$9.40
3	30-amp.	0.308	P3-13-2G	10.00
4	30-amp.	0.316	P4-13-2G	10.60
5	30-amp.	0.324	P5-13-2G	11.20
6	30-amp.	0.332	P6-13-2G	11.80
8	15-amp.	0.324	P8-13-2G	11.80

"TYPE P" THREE-GANG PANEL RECEPTACLE (Socket Insert), FLUSH MOUNTING



ONE-THIRD ACTUAL SIZE

Three Receptacles in a single unit, each being equipped with a Latch Locking Device, operated from panel front. Shell is of cast aluminum alloy, finished in clear lacquer. Flange is 5¼" wide and 2" high. Mounted with four #4-40 oval-head mounting screws.

Poles	Capacity	Wt. Lbs.	Cat. No.	List Price
2	30-amp.	0.495	P2-13-3G	$14.10
3	30-amp.	0.507	P3-13-3G	15.00
4	30-amp.	0.519	P4-13-3G	15.90
5	30-amp.	0.531	P5-13-3G	16.80
6	30-amp.	0.543	P6-13-3G	17.70
8	15-amp.	0.531	P8-13-3G	17.70

"TYPE P" TWO-GANG PANEL RECEPTACLE (Pin Insert), FLUSH MOUNTING



ONE-THIRD ACTUAL SIZE

Flange is 3⅝" wide and 2" high, drilled to take four #4-40 oval-head screws. Made of aluminum alloy, finished with clear lacquer.

Poles	Capacity	Wt. Lbs.	Cat. No.	List Price
2	30-amp.	0.176	P2-14-2G	$6.50
3	30-amp.	0.182	P3-14-2G	6.50
4	30-amp.	0.188	P4-14-2G	6.50
5	30-amp.	0.194	P5-14-2G	6.50
6	30-amp.	0.200	P6-14-2G	7.00
8	15-amp.	0.194	P8-14-2G	7.00

"TYPE P" PANEL RECEPTACLE (Pin Insert), FLUSH MOUNTING

ONE-THIRD ACTUAL SIZE

Flange is 2" in diameter, drilled with four .120" diameter holes to take four #4-40 oval-head mounting screws, arranged 90° apart on a radius of 13/16". Shell is die-cast zinc, cadmium plated and finished with clear lacquer.

Poles	Capacity	Wt. Lbs.	Cat. No.	List Price
2	30-amp.	0.104	P2-14	$2.50
3	30-amp.	0.107	P3-14	2.50
4	30-amp.	0.110	P4-14	2.50
5	30-amp.	0.113	P5-14	2.50
6	30-amp.	0.116	P6-14	2.75
8	15-amp.	0.113	P8-14	2.75

"TYPE P" THREE-GANG PANEL RECEPTACLE (Pin Inserts), FLUSH MOUNTING

ONE-THIRD ACTUAL SIZE

Flange is 5¼" wide, 2" high. It is drilled to take four #4-40 oval-head mounting screws. Made of aluminum alloy, and finished in clear lacquer.

Poles	Capacity	Wt. Lbs.	Cat. No.	List Price
2	30-amp.	0.288	P2-14-3G	$9.75
3	30-amp.	0.300	P3-14-3G	9.75
4	30-amp.	0.312	P4-14-3G	9.75
5	30-amp.	0.324	P5-14-3G	9.75
6	30-amp.	0.336	P6-14-3G	10.50
8	15-amp.	0.324	P8-14-3G	10.50

ONE-FOURTH ACTUAL SIZE

"TYPE P" SINGLE GANG WALL RECEPTACLE (Socket Insert)

Furnished with brackets for standard switch box. Shell is die-cast zinc, cadmium plated and finished in clear lacquer. Plate is 4½" high and 2¾" wide. Latch Locking Device operates from front of panel.

Poles	Capacity	Wt. Lbs.	Cat. No.	List Price
2	30-amp.	0.341	P2-35	$4.95
3	30-amp.	0.345	P3-35	5.25
4	30-amp.	0.349	P4-35	5.55
5	30-amp.	0.353	P5-35	5.85
6	30-amp.	0.357	P6-35	6.15
8	15-amp.	0.353	P8-35	6.15

ONE-FOURTH ACTUAL SIZE

"TYPE P" TWO-GANG WALL RECEPTACLE (Socket Insert)

Furnished with brackets for standard switch box. Plate is 4½" high and 4 5/16" wide. Both receptacles have Latch Locking Device, operated from front of panel. Shell is die-cast zinc, cadmium plated and finished with clear lacquer.

Poles	Capacity	Wt. Lbs.	Cat. No.	List Price
2	30-amp.	0.448	P2-35-2G	$9.90
3	30-amp.	0.456	P3-35-2G	10.50
4	30-amp.	0.464	P4-35-2G	11.10
5	30-amp.	0.472	P5-35-2G	11.70
6	30-amp.	0.480	P6-35-2G	12.30
8	15-amp.	0.472	P8-35-2G	12.30

Excessive strain on contacts is eliminated by exclusive use of Cannon's FULL-FLOATING socket and RIGID pin inserts. Latch secures coupling.

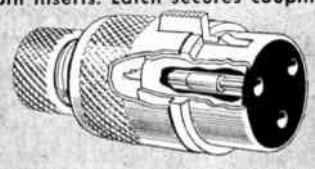

"TYPE P" SINGLE GANG WALL RECEPTACLE (Pin Insert)

ONE-FOURTH ACTUAL SIZE

Plate is 4½" high and 2¾" wide. Furnished with brackets for standard switch box. Made of die-cast zinc, cadmium plated and finished with clear lacquer.

Poles	Capacity	Wt. Lbs.	Cat. No.	List Price
2	30-amp.	0.277	P2-36	$3.50
3	30-amp.	0.280	P3-36	3.50
4	30-amp.	0.283	P4-36	3.50
5	30-amp.	0.286	P5-36	3.50
6	30-amp.	0.289	P6-36	3.75
8	15-amp.	0.286	P8-36	3.75

"TYPE P" TWO-GANG WALL RECEPTACLE (Pin Insert)



ONE-FOURTH ACTUAL SIZE

Plate is 4½" high and 4 5/16" wide. Drilled to take four #4-40 oval-head mounting screws. Furnished with brackets for standard switch box. Made of die-cast zinc, cadmium plated and finished with clear lacquer.

Poles	Capacity	Wt. Lbs.	Cat. No.	List Price
2	30-amp.	0.554	P2-36-2G	$7.00
3	30-amp.	0.563	P3-36-2G	7.00
4	30-amp.	0.572	P4-36-2G	7.00
5	30-amp.	0.579	P5-36-2G	7.00
6	30-amp.	0.588	P6-36-2G	7.50
8	15-amp.	0.579	P8-36-2G	7.50

SPECIAL TRIPLEX RECEPTACLE



ONE-THIRD ACTUAL SIZE

Receptacle spacing prevents use of either adjacent receptacles simultaneously. Each receptacle is equipped with Latch Locking Device, operated from front of panel. Panel is 4¼" wide and 2" high. Made of cast aluminum alloy, clear lacquer finish.

Poles	Capacity	Wt. Lbs.	Cat. No.	List Price
6	30-amp.	0.470	P6-133	$18.45

Copyright by U. C. P., Inc.

CANNON CONNECTORS

CANNON ELECTRIC DEVELOPMENT COMPANY • 3209 HUMBOLDT STREET, LOS ANGELES, CALIFORNIA

TYPE P FITTINGS

"TYPE P" THREE-GANG WALL RECEPTACLE (Socket Insert)

ONE-FOURTH ACTUAL SIZE

Plate is 4½" high and 6 7/16" wide. It is drilled with four holes to take #4-40 oval-head mounting screws. Brackets are furnished for standard switch box. Made of cast aluminum alloy, finished with clear lacquer.

Poles	Capacity	Wt. Lbs.	Cat. No.	List Price
2	30-amp.	0.871	P2-35-3G	$14.85
3	30-amp.	0.883	P3-35-3G	15.75
4	30-amp.	0.895	P4-35-3G	16.65
5	30-amp.	0.907	P5-35-3G	17.55
6	30-amp.	0.919	P6-35-3G	18.45
8	15-amp.	0.918	P8-35-3G	18.45

"TYPE P" SINGLE GANG WALL RECEPTACLE (Socket Insert) DOOR TYPE

ONE-FOURTH ACTUAL SIZE

Plate is 4½" high and 2¾" wide. Furnished with brackets for standard switch box. Made of die-cast zinc. Is equipped with Latch Locking Device, operated from panel front.

Poles	Capacity	Wt. Lbs.	Cat. No.	List Price
2	30-amp.	0.424	P2-35D	$5.45
3	30-amp.	0.428	P3-35D	5.75
4	30-amp.	0.432	P4-35D	6.05
5	30-amp.	0.436	P5-35D	6.35
6	30-amp.	0.440	P6-35D	6.65
8	15-amp.	0.436	P8-35D	6.65

"TYPE P" THREE-GANG WALL RECEPTACLE (Pin Insert)

Plate is 4½" high and 6 7/16" wide. Furnished with brackets for standard switch box. Made of cast brass, cadmium plated and finished with clear lacquer.



ONE-FOURTH ACTUAL SIZE

Poles	Capacity	Wt. Lbs.	Cat. No.	List Price
2	30-amp.	0.386	P2-36-3G	$10.50
3	30-amp.	0.392	P3-36-3G	10.50
4	30-amp.	0.398	P4-36-3G	10.50
5	30-amp.	0.404	P5-36-3G	10.50
6	30-amp.	0.410	P6-36-3G	11.25
8	15-amp.	0.404	P8-36-3G	11.25

"TYPE P" SINGLE GANG RECEPTACLE (Pin Insert) DOOR TYPE

Plate is 4½" high and 2¾" wide. Made of die-cast zinc, cadmium plated and finished in clear lacquer. Brackets are furnished for standard switch box. Equipped with spring door that covers insert opening, thereby protecting contacts from foreign matter.

ONE-FOURTH ACTUAL SIZE

Poles	Capacity	Wt. Lbs.	Cat. No.	List Price
2	30-amp.	0.350	P2-36D	$4.00
3	30-amp.	0.353	P3-36D	4.00
4	30-amp.	0.356	P4-36D	4.00
5	30-amp.	0.359	P5-36D	4.00
6	30-amp.	0.362	P6-36D	4.25
8	15-amp.	0.359	P8-36D	4.25

"TYPE P" 90° MICROPHONE OR PANEL RECEPTACLE (Pin Insert)

For mounting on equipment or instrument panel. Back end is removable for easy wiring. Made of die-cast zinc with black wrinkle paint finish.

ONE-THIRD ACTUAL SIZE

Poles	Capacity	Wt. Lbs.	Cat. No.	List Price
2	30-amp.	0.176	P2-42	$3.25
3	30-amp.	0.179	P3-42	3.25
4	30-amp.	0.182	P4-42	3.25
5	30-amp.	0.185	P5-42	3.25
6	30-amp.	0.188	P6-42	3.50
8	15-amp.	0.185	P8-42	3.50

"TYPE P" 80° MICROPHONE OR PANEL RECEPTACLE (Pin Insert)

Plug is at 10° angle to flat, flanged base. Back end removable for easy wiring. Made of cast brass with statuary bronze finish.

ONE-THIRD ACTUAL SIZE

Poles	Capacity	Wt. Lbs.	Cat. No.	List Price
2	30-amp.	0.311	P2-48	$4.50
3	30-amp.	0.314	P3-48	4.50
4	30-amp.	0.317	P4-48	4.50
5	30-amp.	0.320	P5-48	4.50
6	30-amp.	0.323	P6-48	4.75
8	15-amp.	0.320	P8-48	4.75

"TYPE P" 90° MICROPHONE OR PANEL RECEPTACLE (Socket Insert)

ONE-THIRD ACTUAL SIZE

Can be mounted in equipment or instrument panel. Equipped with Latch Locking Device. Back end is removable for easy wiring. Shell is die-cast zinc, finished in black wrinkle paint.

Poles	Capacity	Wt. Lbs.	Cat. No.	List Price
2	30-amp.	0.249	P2-41	$4.70
3	30-amp.	0.253	P3-41	5.00
4	30-amp.	0.257	P4-41	5.30
5	30-amp.	0.261	P5-41	5.60
6	30-amp.	0.265	P6-41	5.90
8	15-amp.	0.261	P8-41	5.90

DUST CAP

Fits all "Type P" fittings with pin contacts. Made of brass, cadmium plated, with nickel silver bead chain.

ONE-THIRD ACTUAL SIZE

Lbs.	Cat. No	List
0.081	PPC	$1.25
0.82	PCI*	1.75

*No. PCI is insulated inside for application where prongs are hot.

DUST CAP

Fits all "Type P" fittings with socket contacts. Made of brass, cadmium plated, with nickel silver bead chain.

ONE-THIRD ACTUAL SIZE

Lbs.	Cat. No	List
0.095	PRC	$1.25

CLAMP GLAND NUT

ONE-THIRD ACTUAL SIZE

Made of die-cast zinc, cadmium plated and finished in clear lacquer. Complete with gasket.

Wt. Lbs	Cat. No.	List Price
0.037	PCG	$ .75

PLAIN GLAND NUT

ONE-THIRD ACTUAL SIZE

Made of Duralumin, finished in clear lacquer. Complete with gasket.

Wt. Lbs	Cat. No.	List Price
0.008	PPG	$ .75

GLAND GASKET

ONE-THIRD ACTUAL SIZE

As used in Straight Glands and Clamp Glands. Made of soft white rubber.

Cat. No.	List Price
P Gasket	$ .10

TAPER GLAND NUT

ONE-THIRD ACTUAL SIZE

Made of Duralumin, finished with clear lacquer. Complete with gasket.

Wt. Lbs	Cat. No.	List Price
0.009	PTG	$ .75

TAPER BUSHING

ONE-THIRD ACTUAL SIZE

For cables from 3/16" to 7/16" diameter. Made of semi-hard rubber.

Cat. No.	List Price
Put letter "T" after cable diameter: i.e. 1/8T, etc.	$ .15

APPLY FOR DISCOUNTS

Copyright by U.C.P., Inc.

CANNON CONNECTORS

CANNON ELECTRIC DEVELOPMENT COMPANY • 3209 HUMBOLDT STREET, LOS ANGELES, CALIFORNIA

TYPE M1 FITTINGS

CANNON "TYPE M1" PLUGS AND RECEPTACLES. For Power, Heavy Duty Signal and Control Circuits Four-pole Plugs and Receptacles are approved for 440 volt AC 30 amp. service. All others are designed for heavy duty signal and control circuits. Cable fittings have a clamp for 13/16" or smaller cable. Standard shells are of cast aluminum. Illustration shows details of tongue-and-groove design as a means of polarizing which prevents any possibility of improperly connecting any Pin Insert with its corresponding Socket Insert. Pins and sockets cannot be forced out of alignment or broken by forcing together out of correct alignment. Pin contacts are of the split compression type insuring a positive electrical bond.

"TYPE M1" STRAIGHT CORD PLUGS (Socket Insert)



ONE-THIRD ACTUAL SIZE

Insulating medium is Bakelite. Shell has integral clamp gland and accommodates 13/16" cable or smaller. *Material:* Aluminum alloy die cast. *Finish:* Clear Lacquer.

Poles	Capacity	Wt. Lbs.	Cat. No.	List Price
4	30-amp.	.750	M1-4-21	$5.00
5	30-amp.	.775	M1-5-21	6.00
6	30-amp.	.688	M1-6-21	7.00
7	30-amp.	.703	M1-7-21	8.00
8	30-amp.	.719	M1-8-21	9.00
9	30-amp.	.734	M1-9-21	10.00

"TYPE M1" STRAIGHT CORD PLUGS (Pin Insert)



ONE-THIRD ACTUAL SIZE

Insulating medium is Bakelite. Shell has integral clamp gland and accommodates 13/16" cable or smaller. *Material:* Aluminum alloy die cast. *Finish:* Clear Lacquer.

Poles	Capacity	Wt. Lbs.	Cat. No.	List Price
4	30-amp.	.938	M1-4-22	$5.00
5	30-amp.	.890	M1-5-22	6.00
6	30-amp.	.906	M1-6-22	7.00
7	30-amp.	1.025	M1-7-22	8.00
8	30-amp.	.938	M1-8-22	9.00
9	30-amp.	.953	M1-9-22	10.00

ONE-THIRD ACTUAL SIZE

"TYPE M1" 90° CORD PLUGS (Socket Insert)

Integral clamp for 13/16" cable or smaller. *Material:* Aluminum alloy. *Finish:* Clear Lacquer.

Poles	Capacity	Wt. Lbs.	Cat. No.	List Price
4	30-amp.	.781	M1-4-23	$5.00
5	30-amp.	.806	M1-5-23	6.00
6	30-amp.	.719	M1-6-23	7.00
7	30-amp.	.734	M1-7-23	8.00
8	30-amp.	.750	M1-8-23	9.00
9	30-amp.	.765	M1-9-23	10.00

"TYPE M1" 90° CORD PLUGS (Pin Insert)

ONE-THIRD ACTUAL SIZE

Integral clamp for 13/16" cable or smaller. *Material:* Aluminum alloy. *Finish:* Clear Lacquer.

Poles	Capacity	Wt. Lbs.	Cat. No.	List Price
4	30-amp.	.782	M1-4-24	$5.00
5	30-amp.	.734	M1-5-24	6.00
6	30-amp.	.750	M1-6-24	7.00
7	30-amp.	.869	M1-7-24	8.00
8	30-amp.	.782	M1-8-24	9.00
9	30-amp.	.797	M1-9-24	10.00

"TYPE M1" 90° HANDLE TYPE CORD PLUGS (Socket Insert)



ONE-THIRD ACTUAL SIZE

Poles	Capacity	Wt. Lbs.	Cat. No.	List Price
4	30-amp.	.859	M1-4-25	$6.00
5	30-amp.	.884	M1-5-25	7.00
6	30-amp.	.797	M1-6-25	8.00
7	30-amp.	.812	M1-7-25	9.00
8	30-amp.	.828	M1-8-25	10.00
9	30-amp.	.843	M1-9-25	11.00

"TYPE M1" 90° HANDLE TYPE CORD PLUGS (Pin Insert)



ONE-THIRD ACTUAL SIZE

Poles	Capacity	Wt. Lbs.	Cat. No.	List Price
4	30-amp.	1.094	M1-4-26	$6.00
5	30-amp.	1.046	M1-5-26	7.00
6	30-amp.	1.062	M1-6-26	8.00
7	30-amp.	1.181	M1-7-26	9.00
8	30-amp.	1.094	M1-8-26	10.00
9	30-amp.	1.109	M1-9-26	11.00

"TYPE M1" ROUND SURFACE WALL RECEPTACLES (Socket Inserts)

ONE-THIRD ACTUAL SIZE

Diameter flange, 3 3/16". Four mounting holes, 90° apart on a 1 13/32" radius for four #6-32 flat head screws.

Poles	Capacity	Wt. Lbs.	Cat. No.	List Price
4	30-amp.	.422	M1-4-29	$5.00
5	30-amp.	.447	M1-5-29	6.00
6	30-amp.	.360	M1-6-29	7.00
7	30-amp.	.375	M1-7-29	8.00
8	30-amp.	.391	M1-8-29	9.00
9	30-amp.	.406	M1-9-29	10.00

"TYPE M1" ROUND SURFACE WALL RECEPTACLES (Pin Inserts)

ONE-THIRD ACTUAL SIZE

Diameter of flange 3½". Four mounting holes, 90° apart on a 1 13/32" radius for four #6-32 flat head screws.

Poles	Capacity	Wt. Lbs.	Cat. No.	List Price
4	30-amp.	.532	M1-4-30	$5.00
5	30-amp.	.484	M1-5-30	6.00
6	30-amp.	.500	M1-6-30	7.00
7	30-amp.	.619	M1-7-30	8.00
8	30-amp.	.532	M1-8-30	9.00
9	30-amp.	.547	M1-9-30	10.00

"TYPE M1" SQUARE SURFACE WALL RECEPTACLES (Socket Insert)

ONE-THIRD ACTUAL SIZE

Flange 2⅝" square, four mounting holes, 90° apart on a 1-31/64" radius. For #6-32 flat head screws.

Poles	Capacity	Wt. Lbs.	Cat. No.	List Price
4	30-amp.	.406	M1-4-31	$5.00
5	30-amp.	.431	M1-5-31	6.00
6	30-amp.	.344	M1-6-31	7.00
7	30-amp.	.359	M1-7-31	8.00
8	30-amp.	.375	M1-8-31	9.00
9	30-amp.	.390	M1-9-31	10.00

"TYPE M1" SQUARE SURFACE WALL RECEPTACLES (Pin Insert)

ONE-THIRD ACTUAL SIZE

Flange is 2⅝" square, with four mounting holes, 90° apart on 1-31/64" radius. For #6-32 flat head screws.

Poles	Capacity	Wt. Lbs.	Cat. No.	List Price
4	30-amp.	.438	M1-4-32	$5.00
5	30-amp.	.390	M1-5-32	6.00
6	30-amp.	.406	M1-6-32	7.00
7	30-amp.	.525	M1-7-32	8.00
8	30-amp.	.438	M1-8-32	9.00
9	30-amp.	.453	M1-9-32	10.00

Copyright by U.C.P., Inc.

CANNON CONNECTORS

CANNON ELECTRIC DEVELOPMENT COMPANY • 3209 HUMBOLDT STREET, LOS ANGELES, CALIFORNIA

TYPE M1 FITTINGS

ONE-THIRD ACTUAL SIZE

"TYPE M1" ROUND FLUSH WALL RECEPTACLES (Socket Insert)

Flange 3½" diameter. Four mounting holes, 90° apart on a 1 13/32" radius for #6-32 flat head screws.

Poles	Capacity	Wt. Lbs.	Cat. No.	List Price
4	30-amp.	.578	M1-4-33	$6.50
5	30-amp.	.603	M1-5-33	7.50
6	30-amp.	.516	M1-6-33	8.50
7	30-amp.	.531	M1-7-33	9.50
8	30-amp.	.547	M1-8-33	10.50
9	30-amp.	.562	M1-9-33	11.50

"TYPE M1" ROUND FLUSH WALL RECEPTACLES (Pin Insert)

Flange 3½" diameter. Four mounting holes, 90° apart on a 1 13/32" radius for #6-32 flat head screws.

ONE-THIRD ACTUAL SIZE

Poles	Capacity	Wt. Lbs.	Cat. No.	List Price
4	30-amp.	.438	M1-4-34	$5.00
5	30-amp.	.390	M1-5-34	6.00
6	30-amp.	.406	M1-6-34	7.00
7	30-amp.	.525	M1-7-34	8.00
8	30-amp.	.438	M1-8-34	9.00
9	30-amp.	.453	M1-9-34	10.00



"TYPE M1" SINGLE GANG SURFACE RECEPTACLES (Socket Insert)

Designed to fit Single-Gang Switch Box. Plate 4 3/16" high and 2 13/16" wide.

ONE-THIRD ACTUAL SIZE

Poles	Capacity	Wt. Lbs.	Cat. No.	List Price
4	30-amp.	.468	M1-4-35	$5.00
5	30-amp.	.493	M1-5-35	6.00
6	30-amp.	.406	M1-6-35	7.00
7	30-amp.	.421	M1-7-35	8.00
8	30-amp.	.437	M1-8-35	9.00
9	30-amp.	.451	M1-9-35	10.00

"TYPE M1" DUST CAPS (Socket Insert)

Lbs.	Cat. No.	List
.250	M1-59A	$3.00

ONE-THIRD ACTUAL SIZE

"TYPE M1" DUST CAPS (Pin Insert)

Lbs.	Cat. No.	List
.250	M1-60A	$3.00

ONE-THIRD ACTUAL SIZE



ONE-THIRD ACTUAL SIZE

"TYPE M1" 2-GANG FLUSH RECEPTACLES (Socket Insert)

Designed to fit Deep 2-Gang Switch Box.

Poles	Capacity	Wt. Lbs.	Cat. No.	List Price
4	30-amp.	.781	M1-4-37	$7.00
5	30-amp.	.806	M1-5-37	8.00
6	30-amp.	.719	M1-6-37	9.00
7	30-amp.	.734	M1-7-37	10.00
8	30-amp.	.750	M1-8-37	11.00
9	30-amp.	.765	M1-9-37	12.00

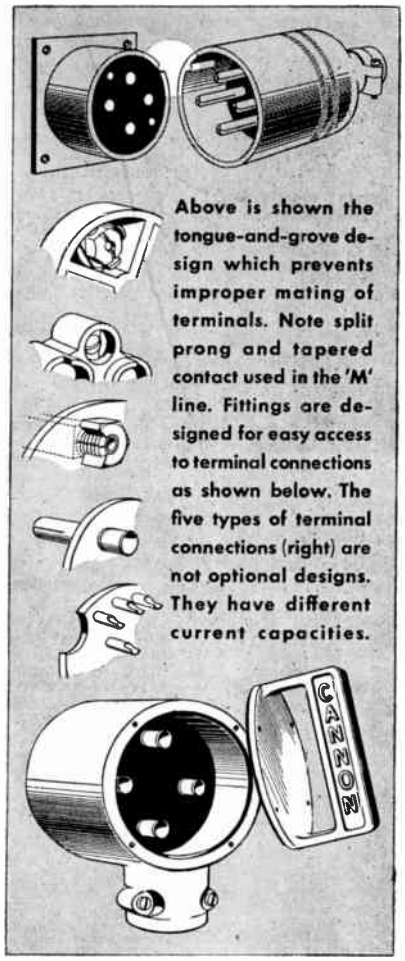

Above is shown the tongue-and-grove design which prevents improper mating of terminals. Note split prong and tapered contact used in the 'M' line. Fittings are designed for easy access to terminal connections as shown below. The five types of terminal connections (right) are not optional designs. They have different current capacities.

SURFACE BOX FOR M1-31 and M1-32 WALL RECEPTACLES

Tapped for ½" conduit.

Lbs.	Cat. No.	List
.563	M1-14	$1.50



ONE-THIRD ACTUAL SIZE

"TYPE M1" 2-GANG FLUSH DOOR RECEPTACLES (Socket Insert)

ONE-THIRD ACTUAL SIZE

Has hinged spring door to keep out foreign substances. Back plate is 4½" high, 4⅝" wide.

Poles	Capacity	Wt. Lbs.	Cat. No.	List Price
4	30-amp.	1.062	M1-4-39	$7.50
5	30-amp.	1.087	M1-5-39	8.50
6	30-amp.	1.000	M1-6-39	9.50
7	30-amp.	1.015	M1-7-39	10.50
8	30-amp.	1.031	M1-8-39	11.50
9	30-amp.	1.047	M1-9-39	12.50

"TYPE M1" 2-GANG FLUSH DOOR RECEPTACLES (Pin Insert)



ONE-THIRD ACTUAL SIZE

Has hinged spring door to keep out foreign substances. Back plate is 4½" high, 4⅝" wide.

Poles	Capacity	Wt. Lbs.	Cat. No.	List Price
4	30-amp.	1.125	M1-4-40	$7.50
5	30-amp.	1.077	M1-5-40	8.50
6	30-amp.	1.093	M1-6-40	9.50
7	30-amp.	1.212	M1-7-40	10.50
8	30-amp.	1.125	M1-8-40	11.50
9	30-amp.	1.140	M1-9-40	12.50

"TYPE M1" BRASS FLOOR RECEPTACLES (Socket Insert)

ONE-THIRD ACTUAL SIZE

Back plate is 5" square. Cap screws into face plate, covering socket contacts and preventing foreign substances from clogging contacts.

Poles	Capacity	Wt. Lbs.	Cat. No.	List Price
4	30-amp.	2.203	M1-4-70	$15.00
5	30-amp.	2.155	M1-5-70	16.00
6	30-amp.	2.171	M1-6-70	17.00
7	30-amp.	2.290	M1-7-70	18.00
8	30-amp.	2.203	M1-8-70	19.00
9	30-amp.	2.218	M1-9-70	20.00

APPLY FOR DISCOUNTS

Copyright by U.C.P., Inc.

TYPE M2 FITTINGS

CANNON "TYPE M2" CONNECTORS. "Type M2" Fittings are adaptable to many special applications, ranging from television to all kinds of signal and control work. Similar in all details of design and construction to the "M1" Series except that fillers are of a large diameter to accommodate a greater number of poles. All socket inserts have Cannon style, full floating contacts. Solder terminals are tinned for ease of wiring. Cable types are available with clamps for cables from ¾" to 1¾" in diameter. Unless otherwise specified, the M2-A4 items will be furnished with clamps for ¾" cable. All others with clamp for 1⅛" cable.

"TYPE M2" STRAIGHT CORD PLUGS (Socket Insert)



ONE-THIRD ACTUAL SIZE

Material: Cast aluminum *alloy. Finish:* Clear Lacquer.

Poles	Capacity	Wt. Lbs.	Cat. No.	List Price
4	30-amp.	1.287	M2-A4-21	$12.25
4	60-amp.	1.334	M2-B4-21	12.25
15	30-amp.	1.042	M2-15-21	25.75
15	30-amp.	1.042	M2-15-21HD	29.35
18	30-amp.	1.427	M2-18-21	28.75
24	30-amp.	1.474	M2-24-21	34.75
34	33-30-amp. / 1-40-amp.	1.568	M2-34-21	38.15

NOTE: The 21HD Connectors have heavy duty, double cable clamps.

"TYPE M2" STRAIGHT CORD PLUGS (Pin Insert)

ONE-THIRD ACTUAL SIZE

Material: Cast aluminum alloy. *Finish:* Clear Lacquer.

Poles	Capacity	Wt. Lbs.	Cat. No.	List Price
4	30-amp.	.593	M2-A4-22	$10.25
4	60-amp.	.625	M2-B4-22	10.25
15	30-amp.	.640	M2-15-22	18.25
15	30-amp.	.640	M2-15-22HD	21.85
18	30-amp.	.671	M2-18-22	19.75
24	30-amp.	.733	M2-24-22	22.75
34	33-30-amp. / 1-40-amp.	.827	M2-34-22	24.45

NOTE: The 22HD Connectors have heavy duty, double cable clamps.

"TYPE M2" 90° PLUGS (Socket Insert)



ONE-THIRD ACTUAL SIZE

Poles	Capacity	Wt. Lbs.	Cat. No.	List Price
4	30-amp.	1.625	M2-A4-25	$12.25
4	60-amp.	1.650	M2-B4-25	12.25
15	30-amp.	1.563	M2-15-25	25.75
18	30-amp.	1.578	M2-18-25	28.75
24	30-amp.	1.594	M2-24-25	34.75
34	33-30-amp. / 1-40-amp.	1.609	M2-34-25	38.75

"TYPE M2" 90° PLUGS (Pin Insert)



ONE-THIRD ACTUAL SIZE

Poles	Capacity	Wt. Lbs.	Cat. No.	List Price
4	30-amp.	1.281	M2-A4-26	$10.25
4	60-amp.	1.313	M2-B4-26	10.25
15	30-amp.	1.328	M2-15-26	18.25
18	30-amp.	1.359	M2-18-26	19.75
24	30-amp.	1.422	M2-24-26	22.75
34	33-30-amp. / 1-40-amp.	1.515	M2-34-26	24.45

"TYPE M2" WALL MOUNTING RECEPTACLES (Socket Insert)



ONE-THIRD ACTUAL SIZE

Poles	Capacity	Wt. Lbs.	Cat. No.	List Price
4	30-amp.	.843	M2-A4-33	$12.25
4	60-amp.	.890	M2-B4-33	12.25
15	30-amp.	.922	M2-15-33	25.75
18	30-amp.	.984	M2-18-33	28.75
24	30-amp.	1.030	M2-24-33	34.75
34	33-30-amp. / 1-40-amp.	1.124	M2-34-33	38.15

"TYPE M2" WALL MOUNTING RECEPTACLES (Pin Insert)



ONE-THIRD ACTUAL SIZE

Poles	Capacity	Wt. Lbs.	Cat. No.	List Price
4	30-amp.	.688	M2-A4-34	$10.25
4	60-amp.	.640	M2-B4-34	10.25
15	30-amp.	.656	M2-15-34	18.25
18	30-amp.	.775	M2-18-34	19.75
24	30-amp.	.688	M2-24-34	22.75
34	33-30-amp. / 1-40-amp.	.703	M2-34-34	24.45

"TYPE M2" FLUSH DOOR RECEPTACLES (Socket Insert)

ONE-FOURTH ACTUAL SIZE

Poles	Capacity	Wt. Lbs.	Cat. No.	List Price
4	30-amp.	1.694	M2-A4-39	$16.00
4	60-amp.	1.741	M2-B4-39	16.00
15	30-amp.	1.773	M2-15-39	29.50
18	30-amp.	1.835	M2-18-39	32.50
24	30-amp.	1.881	M2-24-39	38.50
34	33-30-amp. / 1-40-amp.	1.975	M2-34-39	41.90

"TYPE M2" FLUSH DOOR RECEPTACLES (Pin Insert)



ONE-FOURTH ACTUAL SIZE

Poles	Capacity	Wt. Lbs.	Cat. No.	List Price
4	30-amp.	1.376	M2-A4-40	$14.00
4	60-amp.	1.328	M2-B4-40	14.00
15	30-amp.	1.344	M2-15-40	22.00
18	30-amp.	1.463	M2-18-40	23.50
24	30-amp.	1.376	M2-24-40	26.50
34	33-30-amp. / 1-40-amp.	1.391	M2-34-40	28.20

Copyright by U.C.P., Inc.

CANNON CONNECTORS

CANNON ELECTRIC DEVELOPMENT COMPANY • 3209 HUMBOLDT STREET, LOS ANGELES, CALIFORNIA

TYPE M2 FITTINGS

"TYPE M2" SQUARE SURFACE RECEPTACLES (Socket Insert)

For 2-Gang Switch Box



ONE-THIRD ACTUAL SIZE

Poles	Capacity	Wt. Lbs.	Cat. No.	List Price
4	30-amp.	.562	M2-A4-35	$12.25
4	60-amp.	.609	M2-B4-35	12.25
15	30-amp.	.641	M2-15-35	25.75
18	30-amp.	.703	M2-18-35	28.75
24	30-amp.	.749	M2-24-35	34.75
34	33-30-amp. / 1-40-amp.	.843	M2-34-35	38.15



"TYPE M2" SQUARE SURFACE RECEPTACLES (Socket Insert)

Special Small Flange

ONE-THIRD ACTUAL SIZE

Poles	Capacity	Wt. Lbs.	Cat. No.	List Price
4	30-amp.	.693	M2-A4-35R	$12.25
4	60-amp.	.740	M2-B4-35R	12.25
15	30-amp.	.772	M2-15-35R	25.75
18	30-amp.	.834	M2-18-35R	28.75
24	30-amp.	.880	M2-24-35R	34.75
34	33-30-amp. / 1-40-amp.	.974	M2-34-35R	38.15

"TYPE M2" FLOOR RECEPTACLES (Socket Insert)

(Brass with Screw Cover)



ONE-FOURTH ACTUAL SIZE

Poles	Capacity	Wt. Lbs.	Cat. No.	List Price
4	30-amp.	3.656	M2-A4-70	$22.25
4	60-amp.	3.688	M2-B4-70	22.25
15	30-amp.	3.703	M2-15-70	35.75
18	30-amp.	3.734	M2-18-70	38.75
24	30-amp.	3.796	M2-24-70	44.75
34	33-30-amp. / 1-40-amp.	3.890	M2-34-70	48.15

"TYPE M2" DUST CAPS (For Fittings with Socket Inserts)

ONE-THIRD ACTUAL SIZE

Wt. Lbs.	Cat. No.	List Price
.500	M2-59A	$5.00

"TYPE M2" DUST CAPS (For Fittings with Pin Inserts)

ONE-THIRD ACTUAL SIZE

Wt. Lbs.	Cat. No.	List Price
.562	M2-60A	$5.00

TYPE M3 FITTINGS



ONE-FOURTH ACTUAL SIZE

ONE-FOURTH ACTUAL SIZE

TYPE M-3 PLUGS AND RECEPTACLES

Type M-3 Plugs and Receptacles are identical with Types M-1 and M-2 in all features of design and construction except for the fact that M-3 Plugs and Receptacles are still larger in diameter and, therefore, handle a larger number of circuits.

TYPE M-3 RECEPTACLES

Poles	Capacity	Wt. Lbs.	Cat. No.	List Price
4	90 amps.	1.657	M3-4-35	$30.00
30	30 amps.	2.281	M3-30-35	56.00

TYPE M-3 PLUGS

Poles	Capacity	Wt. Lbs.	Cat. No.	List Price
4	90 amps.	2.624	M3-4-26	$30.00
30	30 amps.	2.937	M3-30-26	56.00

TYPE SS FITTINGS

CANNON "TYPE SS" SECTIONAL CABLE TERMINALS. Designed primarily to make standard telephone cable terminals of any desired size above 6 pairs in additional multiples of 5 pairs, using but 3 standard stock sections.

End sections have rounded corners on one end, while connecting sections have corresponding locking notches and tongues. Terminal posts are #8-32 cadmium plated brass screws with nuts and washers. Cable tips are cadmium plated brass, tinned at solder hook. Insulated medium is black molded Bakelite. Terminal pairs are ⅝" on centers.



No. Terminals	Description	Wt. Lbs.	Cat. No.	List Price
12 (6 pairs)	End Section	.276	SSE-6	$1.50
10 (5 pairs)	Center Section	.239	SSC-5	1.25
10 (5 pairs)	End Section	.242	SSE-5	1.25

CANNON "TYPE S" SECTIONAL CABLE TERMINALS. Same as "Type SS" except it is without solder lugs.

No. Terminals	Description	Wt. Lbs.	Cat. No.	List Price
12 (6 pairs)	End Section	.248	SE-6	$1.50
10 (5 pairs)	Center Section	.216	SC-5	1.25
10 (5 pairs)	End Section	.219	SE-5	1.25

APPLY FOR DISCOUNTS

Copyright by U.C.P., Inc.

CANNON TYPES K & RK PLUGS FOR AIRCRAFT

WK

GK

SK

NK

RWK

RGK

RSK

RNK

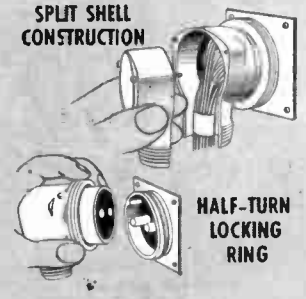

The Type "K" Series was designed especially for use in the aircraft field and is used almost universally for aircraft radio, instrument and electrical circuits. Although light in weight, units are rugged and durable. The "K" Series is made in 3 basic types: (1) Straight Type. (2) 90° Type. (3) Wall Mounting Unit, for which either straight or right angle junction shells are provided. Inserts of laminated and molded Bakelite are removable.

The cable entry is regularly threaded for various sizes of aircraft flexible conduit, but there are fittings also available with cable clamp for special applications. The "K" Series is comprised of 8 diameters, with a great variety of contact arrangements covering a range of from 1 to 100 conductors, depending, of course, upon the diameter.

A pin-and-slot arrangement makes it possible to connect fittings easily and quickly without the necessity of fumbling to match pins and sockets. This eliminates any possibility of forcing together in improper alignment and thus bending or breaking pins. Large terminals may be removed for soldering, thereby eliminating the possibility of damaging the insert with excessive heat.

Quick, easy access to solder pots at back of contact is made possible simply by removing either 3 or 4 Shakeproof Sems, depending upon the size of the fitting. Since these screws are equidistant, the barrel and insert may be rotated to accommodate 3 or 4 different positions. This is also true of the flanges on wall mounting units, making it easy to rotate these fittings to facilitate cable installation and avoid sharp bends in conduit.

Plugs and receptacles are locked together by means of a quick-acting threaded ring or collar which holds both members firmly together and prevents shaking or accidentally pulling them apart.

NOTE: Detailed Catalog Bulletin for K Connectors available on request.

FK

RFK



IK

RIK



LK

RLK

ALL FITTINGS ON THIS PAGE ARE SLIGHTLY MORE THAN ONE-QUARTER ACTUAL SIZE

Copyright by U.C.P., Inc.

CANNON "Type AN" Series of plugs and receptacles was designed especially to meet Army-Navy Specifications for aircraft electrical connectors. While the AN Series retains all the basic features of the Type K Series—features which have established conclusive proof of their effectiveness as applied to aircraft—numerous changes in design and construction have been made to conform to Army-Navy Specifications AN 9534.

Type AN Plugs are made in three basic shapes or styles. These are: 1. Straight cord connectors. 2. Right angle or 90° cord connectors. 3. Flanged connectors for wall mounting. An almost unlimited combination of circuits and current capacities can be handled with AN connectors and their interchangeable inserts.

Removable and interchangeable inserts make it possible to change any fitting from a prong to a socket, or vice versa, and also to change the number of circuits handled through any fitting provided the inserts are of the same diameter. The split shell, a feature pioneered by Cannon, makes it easy to install wiring or to solder terminals.

An important feature of the Type AN Series is the means provided for locking the members together. This consists of a locking ring which serves to draw the parts together and to release them, while it also prevents plugs and receptacles from being jarred apart by excessive vibration. No special tools are required to lock or unlock plugs and receptacles, to separate split shells or to remove inserts. This feature is invaluable since it eliminates delay in servicing in the field and also because there are so many combinations possible with Type AN Series.

NOTE: Detailed Catalog Bulletin for AN Connectors available on request.



ALL FITTINGS ON THIS PAGE ARE SLIGHTLY MORE THAN ONE-QUARTER ACTUAL SIZE

Copyright by U.C.P., Inc.

Meissner "Custom" Super Kits

12-TUBE CUSTOM SUPER RECEIVER KIT

The finest all-wave home receiver in the Meissner Kit line—uses twelve latest type tubes, every one performing a vital function and contributing to the unequalled overall performance of this peer of radio receivers!

High-gain "television" type tubes are used in the RF section for maximum sensitivity and stability; two-stage I-F channel with electrically-variable band-expanding transformers. Separate bass and treble tone controls permit tonal modification to suit the most fastidious ear; inverse feedback in the output stage eliminates distortion; full 15 watts of distortionless audio energy available at the speaker!

Full frequency coverage between 540 kc and 42 mc in four bands plus an additional Longwave band covering 132 to 405 kc. Phono input jack permits use of full audio system including tone and volume controls.

COMPLETE KIT

Anyone can build the Meissner 12-tube "Custom" Super with one of these Complete Kits. Everything is furnished, except tubes and speaker, down to the last nut and bolt—includes hook-up wire and solder. The only tools required are a screwdriver, pliers and soldering iron. Detailed instructions supplied with each kit, including famous Meissner Pictorial Wiring Diagram. A good 12" dynamic speaker is recommended, having a 2000-ohm field and output transformer to match 6L6's in push-pull. Tubes required are: 2—6AB7 (1853), 1—6SA7, 2—6K7, 1—6H6, 2—6C5, 2—6L6, 1—5X4G and 1—6G5.

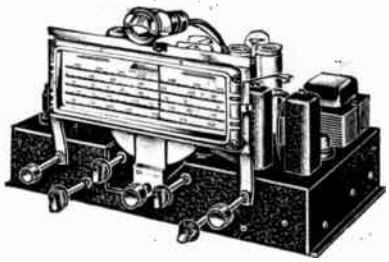

"ESSENTIAL" KIT

In addition to the Complete Kits, Meissner also offers the Essential parts required to build this quality receiver at a considerable saving in cost. "Essential" Kit includes the punched chassis, pre-aligned RF Tuning Assembly, dial, all I-F Transformers, Selectivity Switch and other special parts with complete instructions for assembly and wiring. Detailed Parts List describes other parts required which are all readily obtainable from general stock.

No. 12-1028—"Essential" Kit...List Price $65.50

No. 10-1156—12-tube "Custom" Super, Complete Kit less Tubes and Speaker; without panel and cabinet; shipping weight, 25 lbs.....**List Price $109.50**

No. 10-1166—12-tube "Custom" Super, Complete Kit less Tubes and Speaker; with panel and Cabinet; shipping weight, 43 lbs.....**List Price $121.00**

No. 11-8210—Front Panel for 12-tube "Custom", 19¼" x 10", black-crackle steel.....**List Price $3.85**

No. 11-8222—Steel Cabinet to match, 19¼" x 10" x 11¼", black-crackle finish.....**List Price $8.25**

9-TUBE CUSTOM SUPER RECEIVER KIT



"Essential" Kit

For those who may have a supply of small parts on hand or who may wish to obtain them separately, this "Essential" Kit is available to provide all of the special Meissner parts required to build this excellent receiver. Contains completely punched steel chassis, pre-aligned RF Coil Assembly, dial, input and output I-F Transformers, and ther special small parts with detailed assembly and wiring instructions schematic and pictorial diagrams, same as supplied with the Complete Kit. Detailed Parts List included.

No. 12-1027—"Essential" Kit....List Price $47.50

Second only in performance to the 12-tube "Custom" Super and designed to include most of the quality features of the larger receiver. A considerable reduction in cost has been made possible, however, by judicious use of dual-purpose tubes and simplification of general arrangement of parts. Makes a very excellent replacement chassis for those who have a fine cabinet that they wish to keep or may be used in special Meissner steel cabinet, professionally finished in black crystal lacquer.

Everything has been included to obtain maximum possible performance from a receiver of this size! High-gain RF stage on all bands; the four-band pre-aligned RF Coil Assembly provides full coverage from 540 kc to 42 mc. Ferrocart iron-core I-F stage provides maximum selectivity consistent with good tonal quality. Diode second detector with transformer-coupled push-pull output stage; inverse feedback eliminates distortion; 6V6G output tubes provide full 8½ watts audio energy to the speaker. Phono pick-up jack is provided at input of audio system.

Easy to Build—Complete Kit

The construction of a complete receiver from one of these Complete Kits is extremely simple. The only parts not included are the tubes and speaker. A good 10" or 12" dynamic speaker should be obtained with a field resistance of 800 to 1250 ohms and output transformer to match 6V6's in push-pull. Tubes required are: 2—6AB7 (1853), 1—6SA7, 1—6K7, 1—6F8G, 2—6V6 or 6V6G, 1—5Y4G and 1—6G5. Detailed instructions with schematic and pictorial wiring diagrams are provided. The only tools required are a screwdriver, pliers and soldering iron; final alignment may be readily accomplished with standard service equipment.

No. 10-1129—9-tube "Custom" Super, Complete Kit less Tubes and Speaker; without Panel and Cabinet; shipping weight, 22 lbs.....**List Price $83.75**

No. 10-1168—9-tube "Custom" Super, Complete Kit less Tubes and Speaker; with Panel and Cabinet; shipping weight, 38 lbs.....**List Price $94.50**

No. 11-8221—Front Panel for 9-tube "Custom", 19¼" x 10", black crystal lacquer.....**List Price $3.50**

No. 11-8222—Steel Cabinet to match, 19¼" x 10" x 11½", black crystal lacquer.....**List Price $8.25**

Student "Midget" Receiver Kits

BATTERY-OPERATED MODELS



These Meissner Student "Midget" Kits have been especially designed for use in classrooms where Radio is being taught. Not toys in any sense, but real radio receivers, just as carefully engineered as the large, multi-band Meissner Receivers. The One-Tube Receiver may be assembled by the Student or Experimenter and, after he has become thoroughly familiar with its operation, he can make a Two-Tube set out of it—simply by adding the parts included in the first "Add-On" kit. The use of the second "Add-On" Kit will convert the Two-Tube set to a Three-Tube receiver. Latest types of 1½-volt battery operated tubes provide high performance with minimum battery drain. Each Kit supplied with plug-in coil to cover Broadcast Band, 200 to 545 meters; additional coils available to make it a real "all-wave" receiver. See listing below at right. All three models have a single large bakelite dial; Regeneration Control is provided on all three and a Volume Control is added when the Three-Tube set is built. All sets are designed for Headphone operation; although the Three-Tube set will operate a small magnetic or P-M dynamic speaker with excellent results.

Absolutely everything required for completion of the set is included. After it is all built it is only necessary to obtain a set of tubes and batteries and a pair of headphones and start listening! Detailed printed instructions are packed with each kit; Pictorial Wiring Diagrams show exactly where each part belongs and how it is connected. The only tools required are a screwdriver, pliers and a small soldering iron. All three sets use a single 1½-volt "A" battery; the One-Tube set uses a single 45-volt "B" battery while the Two- and Three-Tube sets require two 45-volt "B" batteries and one 1½ volt "C" battery. The One-Tube set uses a 1E4G tube; the Two-Tube set adds a 1C5G and the Three-Tube set uses an additional 1H5G tube.

BATTERY "MIDGET" KITS

No. 10-1161—One-Tube Student "Midget" Battery Receiver Kit..**List $5.50**
No. 10-1162—Two-Tube Student "Midget" Battery Receiver Kit..**List 6.60**
No. 10-1163—Three-Tube Student "Midget" Battery Receiver Kit.**List 8.25**

"ADD-ON" KITS

Contain all parts and instructions necessary to make a Two-Tube set out of a One-Tube or a Three-Tube out of a Two-Tube.

No. 10-1180—One- to Two-Tube "Midget" Add-On Kit, with instructions. **List Price**.....**$1.10**

No. 10-1181—Two to Three-Tube "Midget" Add-On Kit, with instructions. **List Price**.....**$2.00**

AC-DC POWERED MODELS

In response to popular demand, the famous Meissner Student "Midget" receivers are now available for AC or DC operation—directly from any 110-volt power line! Practically identical in appearance and general circuit arrangement; their principal difference lies in the type of power supply only. The same progressive building idea has been maintained in making these new sets available in the form of two- and three-tube kits—with a special "Add-On" kit to convert the two-tube to the three-tube set! The circuit is of the regenerative type, providing remarkable sensitivity for a limited number of tubes; both sets are intended for headphone operation. The same plug-in coils as used in the battery models are used in these AC-DC models, the Broadcast band coil being furnished with the kit. Every student or beginning experimenter in radio will be able to gain a world of valuable practical information by building one of these efficient little receivers!

COMPLETE KIT—EVERYTHING FURNISHED

When you unpack one of these kits and start to assemble it according to the easy step-by-step instructions included, nothing need stop you until the job is done! Absolutely all parts are included except tubes and headphones. Two type 1-76 tubes are required for the two-tube set and three of the same type for the three-tube set. One of these serves as a rectifier in each set. They are inexpensive and available anywhere. Detailed instructions furnished include complete Pictorial and Schematic diagrams—every part and wire is shown just as it appears in the finished set!

AC-DC "MIDGET" KITS

No. 10-1192—Two-tube Student "Midget" AC-DC Receiver Kit...**List $7.00**
No. 10-1193—Three-tube Student "Midget" AC-DC Receiver Kit..**List 7.50**

TWO- TO THREE-TUBE CONVERSION KIT

Contains all of the extra parts required to make a three-tube receiver out of the two-tube set. Complete instructions included.

No. 10-1194—Two- to three-tube "Midget" AC-DC Add-On Kit...**List $0.50**

ACCESSORIES FOR STUDENT "MIDGETS"

No. 18-2940—70 to 200 meter Plug-In Coil.....**List Price $0.70**
No. 18-2941—35 to 70 meter Plug-In Coil.....**List Price .70**
No. 18-2942—17 to 35 meter Plug-In Coil.....**List Price .70**
No. 18-2944—545 to 1500 meter Plug-In Coil.....**List Price 1.65**
No. 26-1000—Single Headphone with Band.....**List Price 1.65**

Meissner PRECISION-BUILT PRODUCTS

Copyright by U. C. P., Inc.

Meissner Receiver Kits

4-TUBE AC-DC T.R.F. KIT

A very small, compact receiver with surprising sensitivity and tone quality may be constructed from this complete kit. Covers regular Broadcast band from 530 to 1600 kc.
Operates from 110-volt line, either AC or DC. Has one RF amplifier stage and two tuned circuits including the detector.
All parts required for construction of this little receiver are furnished in the complete kit of parts. Tubes and speaker, however, are not supplied. Tubes required are: 1—6K7, 1—6J7, 1—25A6 and 1—25Z6; speaker should be a 5" magnetic or P-M dynamic with output transformer to match a single 25A6 output tube.

No. 10-1105A—4-Tube AC-DC T.R.F. Kit.....**List Price $18.00**

5-TUBE AC T.R.F. KIT

A low-cost, T.R.F. receiver that is surprisingly simple and easy to build and yet provides remarkable performance. Operates from 110-volt, 50- to 60-cycle lines and covers Broadcast band between 530 and 1600 kc (187 to 565 meters).
Two stages of tuned Radio-frequency amplification; 3 tuned circuits including the detector stage. 3-gang, precision tuning condenser, 4" round vernier dial, manual volume and tone controls. Requires 2—6K7, 1—6J7, 1—6F6 and 1—5Y4G tubes; also requires a 6" dynamic speaker with field resistance of 1500 to 2000 ohms and output transformer to match a single 6F6.
Complete Kit includes absolutely all parts except tubes and speaker. Even includes hook-up wire and solder. Clear, step-by-step printed instructions. Famous Meissner Pictorial Diagrams.

No. 10-1106—5-Tube A-C T.R.F. Complete Kit.....**List Price $25.75**

5-TUBE AC-DC SUPERHET KIT

For real performance—with a minimum of tubes—this little set is an outstanding example of Meissner engineering! Unusually compact, but should not be confused with the average "midget" receiver on the market. Covers entire broadcast band, 540 kc to 1600 kc; two-color metal dial plate is accurately calibrated. Left-hand control operates volume and power switch while the right-hand knob operates the tuning condenser. The I-F channel is peaked at 456 kc and uses two double-tuned transformers; special tuning condenser eliminates padding.
Everything necessary to complete the construction of this receiver and place it in operation is included in the kit. The loop antenna is already wound—tubes and speaker are included—absolutely nothing else to buy! Detailed instructions and diagrams anyone can use!

No. 10-1191—5-tube AC-DC Superhet Complete Kit .....**List Price $34.50**

5-Tube AC-DC Essential Kit

Here's your chance to build this truly fine quality receiver at the very lowest cost! The Essential Kit contains all the "special" parts needed—the factory-wound loop antenna, oscillator coil, input I-F transformer, output I-F transformer, two-gang tuning condenser and detailed instructions. Rest of the parts can be obtained anywhere!

No. 12-1032—5-tube AC-DC Essential Kit.....**List Price $9.50**

COMPLETE INSTRUCTION MANUAL

1941 Edition

Completely revised and brought up to date, this new edition of the Meissner Instruction Manual contains reprints of the actual constructional data and operating suggestions that are included with all of the Meissner Kits and wired units. Many new pages containing interesting and educational material on Frequency Modulation, Coil Design, Servicing Problems and Amateur Station operation! 168 pages — 8½ by 11 inches — sturdy two-color cover—indispensable to the experimenter!

1941 Instruction Manual.....**Net Price $.50**

MEISSNER KIT GUARANTEE

When you build a radio receiver from a Meissner kit of parts exactly in accordance with the Meissner Pictorial Diagram and Instructions, that receiver will either work satisfactorily or you have the privilege of shipping it (prepaid) to the Meissner plant for inspection and mechanical or electrical adjustment. If the fault is due to a defective part, or to an error in instructions or diagram, no charge whatsoever will be made for putting that receiver in perfect operating condition.

7-TUBE "UTILITY" SUPER KITS



Four 7-tube "Utility" Super Kits have been designed for the easy construction of receivers having maximum performance for a set of this size. They will, in many cases, outperform sets having a greater number of tubes. Ideal replacement units to modernize old cabinets; all components are of highest quality although the kits are very moderate in price.
Steel cabinets and panels are available for these sets, but are not furnished with kits. Kits also do not include tubes and speaker. An 8" dynamic speaker is recommended, having a field resistance of 1500 to 2000 ohms and equipped with an output transformer to match a single 6V6.

Easy to Build with Complete Kits

Anyone can build one of these fine 7-tube receivers. Complete Kit includes all parts required for completion of set, except tubes and speaker. Tubes required: 2—6K7, 1—6A8, 1—6Q7, 1—6V6, 1—6G5 and 1—5Y4G. Detailed instructions include famous Meissner Pictorial Wiring Diagrams.

	List Price
No. 10-1103—7-Tube "Utility" Super, Broadcast Model	$38.75
No. 10-1104—7-Tube "Utility" Super, B-C and S-W Model	43.50
No. 10-1110—7-Tube "Utility" Super Broadcast, Police and Short-Wave Model	47.75
No. 10-1111—7-Tube "Utility" Super, Broadcast, Long-Wave and Short-Wave Model	47.75
No. 11-8215—Front Panel for Broadcast Model, 10" x 14", black crystal steel	2.00
No. 11-8217—Front Panel for all other Models, 10" x 14", black crystal steel	2.00
No. 11-8212—Cabinet for all Models, 10" x 14" x 11", black crystal steel	5.00

7-Tube Super "Essential" Kits

Include all Antenna, RF and Oscillator coils, I-F Transformers, band-switch, tuning condenser, dial, padding condensers and other special parts together with same detailed instructions as supplied with regular Complete Kits. All other necessary parts are clearly indicated on Parts List and are readily available from general stock.

No. 12-1022—Essential Kit for Broadcast Model.....**List Price $18.25**
No. 12-1023—Essential Kit for BC and SW Model.....**List Price 27.50**
No. 12-1024—Essential Kit for BC-Pol-SW Model.....**List Price 30.50**
No. 12-1025—Essential Kit for BC-LW-SW Model.....**List Price 30.50**

8-TUBE "COMBINATION"

Semi-Communications Receiver

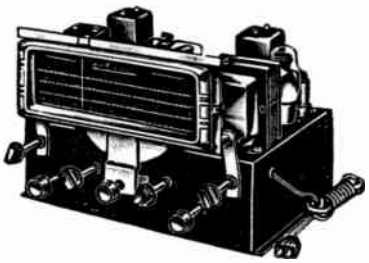

A complete kit that builds a real "Combination Receiver"—includes a beat-frequency oscillator for copying CW signals or to help in tuning weak short-wave stations. Frequency coverage begins with Broadcast band and extends down through 10-meter Amateur band to 7.1 meters! Continuous coverage from 540 kc to 42.3 mc in four bands; coil assembly completely wired with range switch and pre-aligned. Single I-F stage uses Ferrocart iron - core transformers. Diode second detector and high-mu triode first audio, resistance-coupled to single 6V6 output tube. Controls provided include manually operated Sensitivity, Tone and Volume. Tip jacks at rear of chassis provide connections for headphones; AVC-BFO and Stand-by Switches are also incorporated.

In Complete Kit Form

Complete Kit contains absolutely all parts necessary, except tubes and speaker. Speaker should be an 8" or 10" dynamic with 1500 to 2000-ohm field and output transformer to match a single 6V6. Tubes required: 2—6K7, 1—6J7, 1—6L7, 1—6C5, 1—6Q7, 1—6V6 or 6V6G and 1—5Y4G. Detailed instructions for assembly and wiring include Schematic and Pictorial Wiring Diagrams which show parts clearly in their exact location on chassis. Anyone with the ability to handle a soldering iron may easily build this versatile set!

	List Price
No. 10-1116—8-tube "Combination" Super, Complete Kit less Tubes and Speaker; without Panel and Cabinet	$67.50
No. 10-1164—8-tube "Combination" Super, Complete Kit less Tubes and Speaker; with Panel and Cabinet	78.50
No. 11-8228—Front Panel, Black crystal finish steel, 15" x 10¾"	3.85
No. 11-8229—Cabinet, Black crystal finish steel, 15" x 10¾" x 11½"	8.25

8-Tube Super "Essential" Kit

In order to enable the Serviceman or Custom Set-Builder to construct this receiver at the lowest possible cost, this Essential Kit is offered in addition to the Complete Kits described above. Parts furnished include punched chassis, pre-aligned RF coil assembly, input and output I-F transformers, beat-frequency oscillator transformer, tuning condenser, dial, switches and other special parts. Detailed assembly and wiring instructions with schematic and pictorial wiring diagrams. Remaining parts necessary are available from general stock.

No. 12-1026—Essential Kit.....**List Price $47.50**

Meissner PRECISION-BUILT PRODUCTS

Copyright by U.C.P., Inc.

Meissner P-A Tuners and Test Equipment

HIGH FIDELITY P-A TUNER

Specially designed for highest quality reception from local or semi-distant powerful Broadcast stations. Noise-free T.R.F. circuit with band-pass transformers provide true "high-fidelity" reproduction; audio response essentially flat from 10 to 10,000 cycles. Four tuned circuits provide ample selectivity; perfected automatic volume control holds output level constant. Tunes regular Broadcast band. Self-powered, operates on 110 volts, 50 to 60 cycles. Available either in Complete Kit form or as a complete wired and tested unit ready to operate. Kit does not include tubes; tubes are furnished with wired unit. Uses 2—6K7, 1—6H6, 1—6F8G and 1—5Z4. Complete Kit includes punched chassis, coils, tuning condenser, dial, power transformer, chokes, resistors, condensers, hardware, wire, solder and other miscellaneous parts. Detailed instructions with Pictorial Diagrams.

No. 10-1152—High-Fidelity P-A Tuner Kit, without Panel and Cabinet. Less Tubes. List Price.....$45.75

No. 10-1172—High-Fidelity P-A Tuner Kit, with Panel and Cabinet. Less Tubes. List Price.....$51.25

No. 9-1034—High-Fidelity P-A Tuner, Fully Tested, in Cabinet. With Tubes. List Price.....$77.50

"UTILITY" P-A TUNER

A general-purpose Tuner, identical in size and general construction to the High Fidelity model described above except for use of straight tuned radio-frequency circuits without band-pass coils. Ferrocart, iron-core, coils are used, however, providing an additional degree of sensitivity without material loss in selectivity. Four tuned circuits are employed and this Tuner may be used for distant as well as local reception. Frequency coverage 530 to 1600 kc; calibrated rectangular dial has linear scales 5¼" long. Full automatic volume control. Specially designed filter circuits in power supply keep hum level at absolute minimum. Operates on 110 volts, 50 to 60 cycles. Available either as a completely wired and tested unit, ready to operate, including tubes, or in a complete Kit containing all parts required for construction, less tubes. Tubes used: 3 6K7, 1 6H6, 1 6F8G and 1 5Z4. Detailed instructions and Diagrams.

No. 10-1119—"Utility" P-A Tuner Kit, without Panel and Cabinet. Less Tubes. List Price.....$38.50

No. 10-1178—"Utility" P-A Tuner Kit, with Panel and Cabinet. Less Tubes. List Price.....$44.00

No. 9-1033—"Utility" P-A Tuner, Fully Tested, in Cabinet. With Tubes, List Price.....$71.50

DUAL-BAND P-A TUNER

Where distant reception is a necessity or short-wave programs are desired. Covers 540 to 1600 kc and 5.9 to 18.8 mc; sensitive superheterodyne circuit with RF stage on both bands. Uses Ferrocart, iron-core, I-F Transformers for extra gain and selectivity. Incorporates full AVC with diode second detector and dual triode output coupling tube. Output impedances same as High Fidelity model above. Complete unit, ready to operate, is furnished with a full set of tubes; Tuner in Kit form is supplied without tubes. Tubes used: 2 6K7, 1 6K8, 1 6H6, 1 6F8G, 1 6G5 and 1 5Z4.

No. 10-1151—Dual-Band P-A Tuner Kit, less tubes; without Panel and Cabinet. List Price.....$46.25

No. 10-1171—Dual-Band P-A Tuner Kit, less tubes; with Panel and Cabinet. List Price.....$52.00

No. 9-1035—Dual-Band P-A Tuner, Complete Unit with Tubes, in Cabinet. List Price.....$80.50

P-A TUNER PANELS AND CABINETS

No. 11-8243—Front Panel for "Utility" or High-Fidelity Tuner. 8⅜" x 8⅜". List Price.....$1.50

No. 11-8200—Cabinet for "Utility" or High-Fidelity Tuner. 8⅜" x 8⅜" x 12½". List Price.....$5.25

No. 11-8236—Front Panel for Dual-Band P-A Tuner. 10" x 14". List Price.....$2.00

No. 11-8212—Cabinet for Dual-Band P-A Tuner, black crystal steel. 10" x 14" x 11". List Price.....$6.50

SPECIAL RACK-MOUNTING HI-FI TUNER

The same High-Fidelity Tuner described at top of page, arranged for rack-panel mounting. In many cases, individual tuners are mounted in a relay rack, with each tuner used to monitor a given station. Rack-panel mounted High-Fidelity P-A Tuners are provided with 500-ohm line coupling transformers, enabling operator to feed output of any tuner to the 500-ohm station bus lines. Special prices available on request covering assemblies of two or more tuners. High-Fidelity P-A Tuners are ideal for installation where a pre-tuned, multi-channel radio system is required. The necessary number of tuners may easily be mounted on a standard relay rack and coupled into individual or a common amplifier line.

No. 9-1036—Special High-Fidelity P-A Tuner, Completely Wired and Laboratory Tested; mounted on standard relay-rack panel, black crystal finish, 8¾" x 19". Enclosed in steel dust cover, arranged for easy removal. Complete with tubes. List Price.....$102.50

AC-DC, BATTERY PORTABLE SUPER KIT

Here's absolutely the latest in a portable radio receiver—a real companion set, always ready in any location, under any circumstances, to bring you whatever is on the air! Covers the regular Broadcast band from 535 to 1600KC. Extremely compact, light in weight, yet contains its own power in the form of dry batteries and its own loop antenna. Equipped also to connect to regular 110-volt power line, either AC or DC, thus effecting a valuable saving in battery life. Also provided with connection for external antenna. Supplied in kit form for home construction, its initial cost is the lowest possible for a set of this quality. Uses latest type, low-drain battery operated tubes. Estimated battery life is approximately 70 hours for the "B" and 220 hours for the "A" battery during actual battery operation. The attractively finished, sturdy "airplane luggage" style case is only 6½" x 8½" x 13¼". Tubes required are one each types 1A7GT, 1H5GT, 3Q5GT, 117Z6GT and two type 1N5GT; tubes are not supplied with kit.

Build It Yourself—

Anyone can build this remarkable little receiver in a few hours—only tools required are pliers, screwdriver and soldering iron! Full instructions and Pictorial Diagrams. All parts are furnished (except tubes and batteries) including punched chassis, coils, sockets, resistors, condensers, dial, tuning condenser, speaker, etc. Loop antenna is ready built. Two 4½-volt "A" batteries, and two 45-volt "B" batteries are required.

No. 10-1190—Complete Kit for AC-DC, Battery Portable Super, less tubes, batteries and cabinet. List Price.....$38.50

No. 10-1189—Complete Kit for AC-DC, Battery Portable Super, including cabinet; less tubes and batteries. List Price.....$45.00

No. 11-8257—Portable Cabinet, 6½" x 8½" x 13¼", finished in brown airplane-luggage canvas. List Price.....$7.75

"Essential" Kit

Contains all "special" parts such as tuning condenser, dial, punched chassis, coils, I-F transformers and loop antenna. All other parts such as fixed condensers, resistors, sockets, speaker, etc. are readily obtainable from general stock. Complete detailed instructions and diagrams with parts list also furnished. Here's your chance to build a really fine, fully engineered portable receiver at very low cost!

No. 12-1031—Essential Kit. List Price.....$25.50

NEW MEISSNER "ANALYST"

THE MODERN SERVICE INSTRUMENT—Undoubtedly the most modern complete servicing instrument on the present day market. Handles the receivers of yesterday, today and tomorrow — with equal efficiency and facility! Entirely fundamental in its testing procedure. Will never become obsolete. **SAVES TIME — SAVES MONEY**—The use of the new Meissner ANALYST will not only permit you to make more money by handling a greater number of service jobs in a given time but it will give you additional assurance that these jobs will "stay sold." **SERVICES BY "SIGNAL TRACING"**—The new Meissner ANALYST tests receivers and locates faults by the "signal tracing" method—proven to be the fastest and most reliable method known at the present time. It is NOT, however, just another signal tracer! It is completely equipped with all devices that might be needed to make simultaneous checks on various parts of the receiver circuit. Five separate and distinct "channels" provide as many different functions; all controls are accurately calibrated with functions clearly indicated.

Complete—Ready to Go to Work

The new Meissner ANALYST is completely wired, aligned and laboratory tested. Furnished complete with a full set of 12 tubes, it is all ready to be put into service the minute it is unpacked and connected to the 110-volt line! No alignment or adjustments are necessary—just read the instructions, hook it up and go to work!

Complete Book of Instructions, supplied with the new Meissner ANALYST, gives detailed directions for use of this instrument in locating all kinds of radio troubles.

No. 9-1040—New Meissner ANALYST, complete with tubes, prods, and Instruction Book; ready to operate. Net Price.....$96.50

SIGNAL CALIBRATOR

The nearest to a primary frequency standard that can be built at a moderate price. Employs a very accurate 100-kc quartz crystal to control the initial oscillator and uses two sets of multi-vibrators to give frequencies of 50 kc and 10 kc. Better than a Signal Generator as it gives accurately known test signals, modulated or unmodulated, in 100-kc, 50 kc or 10-kc divisions throughout the entire range from 100 kc to 60 mc! Has attenuator for controlling output and adjustable modulation control. Push-button selector switch determines frequency steps. Black crystal finish steel cabinet is 8" x 8" x 12". Operates directly from 110-volt, 60-cycle power lines; uses 2 6AC7, 2 6N7G, 1 6K8, 1 6SK7 and 1 6X5G tubes.

No. 9-1006—Signal Calibrator, Complete with Tubes. Ready to Operate. Net Price.....$44.00

Meissner PRECISION-BUILT PRODUCTS

Copyright by U. C. P., Inc.

Meissner Tuning Units, F-M Parts, R-F Coils

ALL-WAVE TUNING UNITS

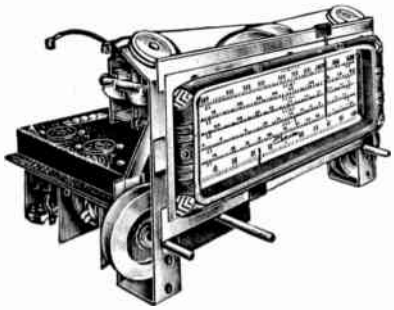

"Communications" type has five frequency-calibrated scales; additional 0-100 scale at bottom for band-spread pointer. Uses dual-control bandspread dial (23-8229) and ceramic-insulated tuning condenser (21-5143B). Incorporates coil assembly No. 13-7617 described below. Used in Meissner "Traffic Master." "Custom" type employs a single-speed vernier dial mechanism (23-8230) with five frequency calibrated scales. Uses three-gang tuning condenser (21-5141B) and coil assembly No. 13-7610, described below. Used in Meissner "Custom 12." Each unit includes complete RF, Mixer and Oscillator coils for all bands; shielded band switch, Align-Aire trimmers, tube sockets and associated resistors, condensers, etc., in addition to parts listed above. Entire assembly mounted on black crackle-finished steel chassis, 8¼" long and 5" wide, ready to be dropped into place. Just 7 connections to make to feed into any 456 kc I.F. channel, including plate and heater leads.

Communications Tuning Unit, 5-bands, 540 kc to 31.6 mc; uses 1853 (6AB7), 6K8 and 6J7G tubes. Completely wired, aligned and tested for sensitivity. Detailed instructions.

No. 13-7614—Less tubes. List Price.....$63.25

"Custom" Broadcast Tuning Unit, 5-bands, 133 kc to 42 mc; uses two 1853 (6AB7) and one 6SA7 tubes. Furnished with complete instructions; wired, aligned and fully tested.

No. 13-7611—Less tubes. List Price.....$53.25

MULTI-WAVE COIL ASSEMBLIES



For use in construction of All-Wave receivers. Contain coils, range-switch, shunt trimmers, series padders, AVC by-pass condensers and all necessary shielding. Provides high-gain RF stage on all bands: complete primary and secondary switching on all coils. Align-Aire (air-dielectric) trimmers on all bands assure minimum frequency drift; extremely short leadwires—all coils except 133-406 kc range are soldered directly to switch terminals. All units are compact, approximately 4" x 5" x 8"; have simple three-point mounting. Factory-wired, tested, aligned and padded. Complete instructions and diagrams.

For 410-Mmf Condenser

No. 13-7610—5 Band Assembly. Tuning Ranges: 537 to 1754 kc, 1.68 to 5.96 mc, 5.85 to 18.2 mc, 17.6 to 42.0 mc and 133 to 406 kc. **List Price, $32.50**

No. 13-7612—4-Band Assembly. Tuning Ranges: 537 to 1754 kc, 1.68 to 5.96 mc, 5.85 to 18.2 mc, and 17.6 to 42.0 mc. **List Price.....$28.00**

For 280-Mmf Condenser

No. 13-7617—5-Band Assembly. Tuning Ranges: 540 to 1580 kc, 1.5 to 4.5 mc, 4.1 to 12.2 mc, 7.3 to 18.8 mc, and 11.2 to 31.6 mc. **List Price, $32.50**

No. 13-7805—4-Band Assembly. Tuning Ranges: 1.5 to 4.5 mc, 4.1 to 12.2 mc, 7.3 to 18.8 mc, and 11.2 to 31.6 mc. **List Price.....$28.00**

FREQUENCY-MODULATION COMPONENTS

F-M Tuning Assembly



A complete front-end for any F-M receiver; covers 42 to 50 mc; designed for use with F-M dial below and to feed into 4.3-mc I-F system. Incorporates all components for antenna, mixer-oscillator and voltage regulator, wired, tested and aligned! Three gang special tuning condenser mounts on top of compact unit; fits chassis opening 3⅞" by 7"; only 2⅝" below chassis. Only five wires to connect to I-F channel and power supply.

No. 13-7621—List Price $19.50

7" F-M Dial

Single-band linear scale dial mechanism designed especially for use with home-built F-M receivers. Calibrated to match F-M Tuning Assembly above; tuning ratio 11 to 1 in 180 degrees. Escutcheon is 3½" by 8½"; dull gold.

No. 23-8234—List Price $6.00

F-M Antenna—R-F—Osc. Coils

Designed for the experimenter to use in construction of F-M receivers; antenna coil may be used with single or doublet antenna. Cover the 42 to 50 mc F-M band with tuning condenser listed below. Coils are wound on moistureresistant plastic forms, 1" long; have ¾" diameter terminal base and single 4-36 stud for mounting to chassis.

No. 14-1034—Antenna Coil
No. 14-1035—Mixer Coil
No. 14-1036—Oscillator Coil
List, Each .....$ 0.85

F-M Tuning Condenser

A special, extra-compact tuning condenser for use with coils described above. Only 2½" long, 1 5/16" high and 1⅜" wide! ceramic-sulated trimmers; ¼"-diameter shaft; 3 sections with 5 plates each; 7 to 22½ mmfd. range with trimmers open.

No. 21-5201—F-M 3-gang Tuning Condenser. List Price...$3.75

4.3-mc. F-M I-F Transformers



Illustrated herewith, these high-grade transformers are specially designed with broad response charactoristics for F-M circuits. In metal shield can 1⅜" square and 3" high; windings on molded plastic form; ceramic-base mica-dielectric trimmers; double-tuned.

No. 16-6664—List Price $2.00

Discriminator Transformers

The real "heart" of the F-M circuit, the discriminator transformer fills a most important position between the limiter and detector. Accurately peaked at 4.3 mc. Rigid construction throughout, for maximum stability. Standard mica-trim type in metal shield can, 1⅜" x 3"; coils on plastic form. Color-coded leads.

No. 17-3483—List Price $2.75

"TIME-SIGNAL" COIL KIT

A highly specialized kit, but one for which there is a definite demand among jewelers, watchmakers, manufacturers of automatic timing devices, physics laboratories in schools and universities—wherever there is any need for reception of the standard time signals transmitted by the Government station at Arlington. These transmissions from NAA are on a frequency of 113 kc, unmodulated.

The "Time-Signal" Coil Kit consists of five units including an antenna coupling transformer, antenna coil, R-F coil, combination detector and B-F-O transformer, and a 1.7-kc audio filter. The R-F units are provided with air trimmers and are fully shielded. Complete instructions are included for the construction of a high-quality, 6-tube TRF fixed frequency receiver for 110-volt AC-DC operation.

No. 12-1033—Time-Signal Coil Kit. List Price.....$27.50

ANTENNA AND R.F. COILS

Standard Antenna—RF Coils



Standard type air-core coils of superior construction, designed to cover the broadcast band from 545 to 1580 kc (190 to 550 meters) with a 365-mmfd tuning condenser. Excellent for replacement use and are used as original parts by discriminating set-builders and experimenters in the design and construction of broadcast band receivers. All coils have high-impedance primaries, wound with Litz wire, fully protected against humidity. Shields are 1⅞" x 2½".

Unshielded coils are equal in construction and quality to the shielded units. Wound on heavy impregnated forms with sturdy mounting brackets.

Shielded, No.	Type	Unshielded, No.
14-1004	Antenna Coil	14-1010
14-1005	R-F Coil	14-1011
List Each, $1.00		List Each, $0.80

Compact Antenna—RF Coils

Highly efficient coils designed for use where space is at a premium. Cover the broadcast band, 545 to 1580 kc with a 365-mmfd tuning condenser. Ideal for replacement in midget or auto radio sets as well as for new receiver construction. All have high-impedance primaries with Litz-wire "progressive-universal" secondaries. Windings are on ⅝" diameter forms, 1¾" long, fully impregnated. Black crackle shields are 1½" diameter, 2" high.

Shielded, No.	Type	Unshielded, No.
14-1024	Antenna Coil	14-1022
14-1025	R-F Coil	14-1023
List Each, $0.70		List Each, $0.50

Universal-Adjustable Coils

These Adjustable-Inductance coils will replace broadcast-band coils in practically any receiver. No longer necessary to order hard-to-get "exact duplicates." Continuously variable in inductance over a wide range, these coils will accurately "track" with other coils in the set when properly adjusted. Exact inductance of the old coil is easily matched by a simple screw-driver adjustment, regardless of the value of the tuning condenser! The oscillator may be used with any I-F from 175 to 520 kc. Shields are 1¾" square by 2½" high. Furnished with complete instructions.

Shielded, No.	Type	Unshielded, No.
14-7413	Antenna Coil	14-1026
14-7558	R-F Coil	14-1027
14-7560	Oscillator Coil	14-1028
List Each, $2.20		List Each, $1.40

Iron-Core Antenna—RF Coils



The use of high-quality iron cores adds substantial gain and increases the selectivity of these radio - frequency transformers. Recommended for use in any circuit where highest quality components are required. Cover the broadcast band from 540 to 1800 kc with a 365-mmfd tuning condenser. Mounted in black crackle-finish shields, 1¾" square by 2½" high. Will perform well with any of the standard types of RF amplifier tubes including battery types

Cat. No.	Type	List Price
14-1496	Hi-Imp. Pri. Ant. Coil	$1.95
14-1497	Detector Stage R-F Coil	1.95
14-7860	Interstage R-F Coil	1.95

Meissner PRECISION-BUILT PRODUCTS

Copyright by U. C. P., Inc.

Meissner Coils — Noise Filters

MIDGET ANT. AND R. F. COILS

Entirely new design. Specially built for compact T.R.F. Super-Het and Auto Radio receivers. Wound on ½" bakelite form. Four bank windings with Litz wire. High impedance primaries. Shield cans 1⅜" x 1⅜" x 2". Spade bolt mountings. Cover 190 to 550 meters with 365 mmf. condenser.

No. 14-2436—Antenna Coil
No. 14-2437—R. F. Coil
List Price, Each.....$1.10

WEATHER-AIRCRAFT BAND COILS

Ultra-compact coils designed to provide highest possible efficiency for reception on the Weather-Aircraft band between 200 and 400 kc. Antenna coil has low-impedance winding for loop or other aircraft antenna in addition to regular high-impedance primary. For use with 365-mmfd condenser; in black crackle shields only 1½" in diameter, 1¾" high.

No. 14-1030—Aircraft Ant. Coil, **List Price $3.00**
No. 14-1031—Aircraft R-F Coil, **List Price 3.00**
No. 14-1032—Aircraft Osc. Coil, **List Price 2.20**

DUAL-BAND COILS



Same as used in MEISSNER Kits; will give utmost in performance and stability. Both bands wound on same bakelite coil-form, ⅞" dia. Two mica-dielectric trimmers mounted in cans of shielded coils. All coils designed to be used with a 365 mmf. variable condenser and for operation with a 456 kc. I-F channel. Wound on bakelite forms 2⅜" long. Shielded coils in cans 1¾" x 1¾" x 3". Broadcast-and-Police coils cover 530 to 1550 kc and 1.5 to 4.48 kc. Broadcast-and-Short-Wave coils covers 530 to 1660 kc and 5.8 to 19 mc.

Broadcast and Police			Broadcast and SW	
Shielded	Unshielded	Type	Shielded	Unshielded
14-7467	14-7482	Ant.	14-7467	14-7477
14-7471	14-7483	R-F	14-7478	14-7479
14-7475	14-7484	Osc.	14-7480	14-7481

List Price Each, Any Type, Shielded.....$3.00
List Price Each, Any Type, Unshielded..... 2.00

No. 22-5204—Padder Kit for BC-Pol., **List $1.40**
No. 22-5203—Padder Kit for BC-SW, **List 1.40**
No. 24-8265—2-position Range Switch, **List 1.65**

TRIPLE-BAND COILS

Similar in design and construction to the shielded 2-band coils above; available in two combinations of frequency ranges: BC-Police and S-W bands and Long-Wave, Broadcast and Short-Wave bands. The BC-Pol-SW coils are for use with a 450-mmfd. tuning condenser and cover 540 to 1770 kc, 1.75 to 5.35 mc and 5.2 to 18.5 mc. LW-BC-SW coils are for use with a 365-mmfd. tuning condenser and cover 136 to 370 kc, 530 to 1580 kc and 5.8 to 18.6 mc. All coils are in black crackle shields with side-adjusted trimmers; for use with 456-kc I-F channel.

BC-Pol.-SW	Type	LW-BC-SW
No. 14-1012	Antenna	No. 14-1015
No. 14-1013	R-F	No. 14-1016
No. 14-1014	Oscillator	No. 14-1017

List Price Each, Any Type.....$3.85

No. 22-5201—Padder Kit for BC-Pol-SW, **List $1.40**
No. 22-5202—Padder Kit for LW-BC-SW, **List 1.65**
No. 24-8264—3-position Range Switch, **List 2.20**

OSCILLATOR COILS

For the Broadcast band — 190 to 550 meters. Tune with 365 mmf TRF type condenser. Will operate in all types of oscillator circuits.

Mounted on special bakelite base, with tinned soldering lugs. Unshielded coils mount by means of screw in one end of dowel. Shielded coils are in cans 1½" diameter, 1¾" high, with spade bolt mountings. Proper value padder condensers must be used.

Shielded

No.	Int. Freq.	Padder	List Price
14-4242	175 kc	900 mmf.	$1.05
14-4243	456 kc	350 mmf.	1.05

Unshielded

14-3732	175 kc	900 mmf.	.85
14-6590	262 kc	686 mmf.	.85
14-6592	370 kc	500 mmf.	.85
14-4034	456 kc	350 mmf.	.85
14-1033	Special Unshielded Osc. for 6SA7 456 kc	350 mmf.	.85

PHONO-OSCILLATOR COIL

Designed for the constructor and experimenter in building either wireless or direct-connected phonograph-oscillator units for record reproduction through the radio receiver. May be incorporated in the receiver or with the record-player. Knob adjustment permits selection of clear frequency in the broadcast band. Coil is in black crackle shield. 1¾" square by 3½" high. Full instructions.

No. 17-9373—List Price $2.20

PRESELECTOR COIL

Increases the selectivity of any Broadcast receiver not having an R. F. stage — without adding any tubes! Three separate bindings, a primary and two tuned secondaries. Covers regular Broadcast band, 540 to 1580 kc, witht a 365-mmfd. tuning condenser. Rigidly mounted in black-crackle-finished shield, 1¾" square, 3" high.

No. 14-6797—List Price.....$2.20

INTERFERENCE FILTERS

DE LUXE DUAL UNIVERSAL WAVE TRAP

Tunes 400-475 to eliminate code signals, etc., entering receiving at intermediate frequency. Also tunes 550 to 1950 kc for interfering signals in Broadcast and low-frequency Police bands. Knob makes adjustment easy. Has Ferrocart (iron core) for greater efficiency.

No. 15-8048
List Price $3.00

Dual Broadcast Model: a two-section trap designed for maximum efficiency on Broadcast band only, 550 to 1950 kc.

No. 15-8478—List Price $3.00

DUAL AMATEUR BAND WAVE TRAP

Eliminates interference simultaneously from either 40 and 80, or 40 and 160 meter bands. Similar in construction to above dual unit, but without knob. Has screwdriver adjustment for both bands. Tunes 1.5 to 7.5 mc.

No. 15-8148—List Price $3.00

STANDARD SINGLE WAVE TRAPS

Each traps designed for a specific frequency coverage; has screwdriver adjustment for easy setting to interfering signal. Air core design.

No. 15-8479—For range 400 to 700 kc.
No. 15-8480—For range 650 to 1000 kc.
No. 15-8481—For range 950 to 1600 kc.
No. 15-8485—160 Meter and Police Band.
No. 15-8484—80 Meter Band.
No. 15-8483—40 Meter Band.
No. 15-8482—20 Meter Band.
Any Model—List Price $1.40

456 I.F. WAVE TRAPS

Eliminate I.F. interference caused by code signals, etc.

No. 15-7518—Fully shielded. **List Price.....$1.00**
No. 15-8486—Similar to above, but unshielded.
List Price $0.75

DE LUXE LINE NOISE FILTER

For elimination of electrical interference entering receiver by means of power line. May be connected either to interfering device or to radio. For 110 or 220 volts, AC or DC; 200 watts maximum load. In black crackle case, 2" x 2" x 5".

No. 15-7519—List Price $4.50

10-KC AUDIO FILTER



Eliminates the 10-kc squeals and whistles which spoil high-fidelity reproduction of programs. Two tuned filter circuits provide maximum attenuation of the 10-kc audio note. Complete instructions and diagrams. Operates with any of standard power output tubes—current carrying capacity 75 ma. Coils universal wound and fully protected. Accurately pretuned and mounted in black crackle-finished shield. 1¾" square by 2¾" high. Color-coded lead wires, spade lug mountings on shield.

No. 15-7520—List Price $4.00

INDIVIDUAL ALL-WAVE COILS

The same high-grade antenna, R. F. and oscillator coils used in the Multi-Wave coil assemblies. Separately available for use in making up special combinations for any type of receiver. "Align-Aire" trimmer mounted on each coil; long-wave coils are shielded. Oscillators designed for 456-kc I-F.

For Use With 410 MMF Condensers

Frequency Coverage	Antenna Coil No.	R. F. Coil No.	Oscillator Coil No.	List Price	Padding Condenser	List Price
133-406 KC	14-7686	14-7688	14-7680*	$2.00	.....	....
537-1754 KC	14-7662	14-7664	14-7682	1.40	22-8037	$0.45
1.68-5.96 MC	14-7644	14-7646	14-7648	1.40	22-8029	.45
5.8-18.2 MC	14-7674	14-7672	14-7670	1.40	†22-5134	.50

For Use With 280 MMF Condensers

540-1580 KC	14-7921	14-7920	14-7922	1.40	22-7961	.45
1.5-4.5 MC	14-7942	14-7940	14-7938	1.40	22-7733	.45
4.1-12.2 MC	14-7990	14-7992	14-7994	1.40	22-7731	.45
7.3-18.8 MC	14-7674	14-7672	14-1021	1.40	†22-4137	.50
11.2-31.6 MC	14-1018	14-1019	14-1020	1.40	†22-4137	.50

*Complete with padding condenser. † Fixed mica padding condenser plus or minus 3%.

Meissner PRECISION-BUILT PRODUCTS

Copyright by U. C. P., Inc.

Meissner I-F Transformers

"ALIGN-AIRE I-F TRANSFORMERS



The result of years of engineering experience in designing high grade transformers for the finest commercial receivers! The exacting requirements of modern high-fidelity and communications type receivers demand units that can be depended upon under any and all conditions. They must be absolutely stable under temperature and humidity variation and unaffected by vibration. These requirements are all met by the "Align-Aire" I-F Transformer! Provides 3600 degrees of micrometer smooth trimmer adjustment instead of the usual 180 degree rotation! Accurate trimming can thus be readily accomplished. Available in either standard "Air-core" construction or with special "Iron-core" design for maximum gain and selectivity. Both types are double-tuned and offered in a complete range of frequencies for any application. Shield cans are black crackle finish, 2" x 2" x 4¾".

AIR CORE TYPES				Freq.	IRON-CORE TYPES			
Input	Intstge.	Output	CT-Out.	KC	Input	Intstge.	Output	CT-Out.
16-6630	16-5979	16-6632	.....	175	16-6631	16-5977	16-6633	.....
16-6634	.....	16-6636	.....	262	.....	16-5967	16-6637	.....
16-6638	16-6011	16-6640	.....	370	16-6639	16-5993	16-6641	.....
16-6642	.....	.....	.....	456	16-6643	16-6123	16-6645	16-6139
16-8090	16-8090	16-8098	16-8102	1500	16-8089	16-8089	16-8097	16-8101
.....	.....	.....	.....	3000	.....	.....	16-6241	.....

Air-core types. List Each....$5.00 Iron-core types. List Each...$5.50

"PLASTIC I-F TRANSFORMERS

New type, one-piece molded plastic coil form and trimmer base makes possible this highly efficient transformer, unusually compact in size! Shield can is only 1¼" square and 2½" high! Especially suitable for midget or portable receivers, their performance is second to none in any type of set. Made in a complete series of frequency ranges and set positions; windings are universal type with special Litz wire, fully protected against the effects of humidity and temperature variation. Double-tuned with mica-dielectric trimmers; RMA color-coded lead wires.

Frequency	Input	Interstage	Output	List
175	16-6649	16-6650	16-6651	
262	16-6652	16-6653	16-6654	Any
370	16-6655	16-6656	16-6657	Type
456	16-6658	16-6659	16-6660	$1.10

High-Gain Iron-Core Plastics

Same size and construction as above but with iron cores to provide high gain and selectivity.

No. 16-6662	456-kc	Input	Either type,
No. 16-6663	456-kc	Output	List, $1.65

"STANDARD" I-F TRANSFORMERS

Meissner Air-core I-F Transformers have been accepted as "Standard" for general replacement purposes. Gain characteristics have been designed to correspond closely with average values found in the majority of commercial receivers. Input and output units are high-gain, for use in single-stage amplifiers; inter-stage units have low gain to prevent oscillation in two-stage amplifiers. All transformers are double-tuned, with ceramic-base, mica-dielectric trimmers. Windings of high-grade Litz wire are fully impregnated for protection from humidity. Well insulated. RMA color-coded lead wires. Mounted in "standard" size shield cans, 1⅜" square by 3½" high, finished in black crackle lacquer.

Frequency	Input	Interstage	Output	Output C-T
175	16-5700	16-5983	16-5702	16-3731
262	16-5704	16-5991	16-5706	16-6003
370	16-5708	16-6059	16-5710	16-6091
456	16-5712	16-6133	16-5714	16-3736
1500	16-8092	16-8092	16-8100	16-8104
3000	16-4260	16-4260	16-4261	.....

Standard I-F Transformers, List Price, Each $1.65

PERMEABILITY-TUNED I-F TRANSF.



For perfect stability under all conditions; no trimmers; variable iron cores provide inductance adjustment. Fixed "silver mica" shunt condenser on each coil insures against drift. High-gain, low-loss universal windings are thoroughly protected from moisture and humidity. Peaked at 456 kc; shield is black crackle finish and is 1⅞" square by 3½" high.

No.	16-6646	16-6647	16-6648
Type	Input	Interstage	Output

List Price, Any Type, Each.....$3.30

"FERROCART" I-F TRANSFORMERS

Designed primarily as original parts in high-gain receivers of superior quality, these transformers find consistent application in stepping up the performance of old receivers. Many sets with a single I-F stage can be tremendously improved in sensitivity and selectivity by their use. Special powdered-iron "Ferrocart" cores used in the coils permits higher-"Q", with resultant increase in gain and selectivity! The wide range of frequencies listed provides for a great variation in new receiver designs while also permitting almost universal application for replacement use. All are double-tuned, with ceramic-base, mica-dielectric trimmers; shields are 1⅜" by 3½".

Frequency	Input	Interstage	Output	Output C-T
175	16-5728	16-5981	16-5730	.....
262	16-5732	.....	16-5734	.....
456	16-5740	16-6131	16-5742	16-6211
1500	16-8091	16-8091	16-8099	.....
3000	.....	.....	16-6257	.....

"Ferrocart" Iron Core I-F Transformers, List Price, Each.....$2.20

BAND-EXPANDING I-F's

Variable selectivity transformers to enable adjustment of the I-F channel band-width to meet the conditions of the moment! Coupling is variable electrically by means of a two or three position tap switch—no cams or levers. With the two-position units, normal and extra-selective response curves are provided. On the three-position units, an unusually broad response is added for high-fidelity reception. All are 456 kc, double-tuned; mica-trimmed units are 1⅜" square by 3½" high; air-trim: 2" by 4½".

No.	Trimmer	Positions	List
17-7410	Mica	Two	$3.30
17-7412	Mica	Three	3.85
17-7416	Air	Three	6.75

TRIPLE-PIE I-F TRANSFORMERS

Highly efficient, supergain transformers designed particularly for use in single-stage I-F channels. Not recommended for use in two-stage amplifiers, since excessive gain tends to create instability and troublesome oscillation. These transformers are double-tuned with ceramic-base, mica-dielectric trimmers. Mounted in black crackle-finish shields, 1⅜" square by 3½" high.

Frequency	Input	Output
370	16-5720	16-5722
456	16-5724	16-5726

List Price, Each.....$2.00

TRIPLE-TUNED I-F TRANSFORMERS



Especially designed for high-fidelity superhets, these transformers provide flat-top resonance characteristics with narrow, steep-sided skirts. Accordingly, they deliver the ultimate in tonal quality since there is no cutting of "sidebands". Triple-pie, universal windings are used to provide high gain. Provided with side-adjusted, ceramic-base trimmers. Shields are 2" square by 5" high.

Cat. No.	Frequency	Type
16-6858	456	Input
16-6860	456	Output

List Price, Each.....$3.30

COMPOSITE I-F AND OSC.

Combined oscillator coil and input I-F transformer in one shield; for replacement use and new set construction. Designed to cover broadcast band from 190 to 550 meters with a 365-mmfd tuning condenser. Double-tuned with ceramic-base trimmers; shield is 2" x 2" x 3".

No.	Frequency	Padder
17-4031	175	1125-mmfd
17-7537	456	425-mmfd

List Price, Each.....$3.30

I-F TRANSFORMER REPLACEMENT MANUAL

A necessity to every serviceman! Tells what I-F transformer to use in any superhet! Every super ever made, on which data could be obtained, is listed by manufacturer and model no., original part numbers, original peak frequency AND the no. of the Meissner transformer recommended for replacement! Has 254 pages in handy pocket size; lists 9,891 models!

I-F Transformer Replacement Manual, Net Price.....$ .25

"CARTWHEEL" I-F TRANSFORMERS

Ultra-compact, unshielded I-F's complete with dual trimmers; fine for compact AC-DC or personal receivers! Also very useful as replacements in many sets using odd shapes and locations for their I-F's. Only 1⅜" by 1-1/32" by 1¼"; one-piece plastic trimmer base; for 456 kc only, input or output.

No. 16-6661 "Cartwheel" I-F, List.....$1.10

Meissner PRECISION-BUILT PRODUCTS

Copyright by U. C. P., Inc.

Meissner Replacement Coils

MAJESTIC COILS ONLY

Exact duplicates of original assemblies. Coils only, without cans or trimmers. Exactly replace defective burned-out units. Improved units, in cans with trimmers, are listed at right.

Meissner No.	Majestic No.	Use	Model	List Price
20-6070	4428	1st I.F.	15-15B-150	$0.85
20-5310	8354 4429	2nd I.F.	15-15B-150	.90
20-5311	5326	1st I.F.	25	1.10
20-5312	5337	2nd I.F.	25	1.10
20-5317	5606	1st I.F.	55	1.10
20-5315	10589 10078	1st I.F.	66	.80
20-5316	10591 10098	2nd I.F.	66	.80
20-4065	379	Plate Choke	90-90B-100-100B	.85
20-4445	7643	2nd I.F.	114	1.10
20-5318	9355	1st I.F.	116	.95
20-5319	9361	2nd I.F.	116	95
20-5321	6250	1st I.F.	200	1.10
20-6071	6119	1st I.F.	210	.85
20-5323	6123	2nd I.F.	210	.80
20-6072	6127	3rd I.F.	210	1.10
20-5324	6588	1st I.F.	220	1.10
20-5325	6572	2nd I.F.	220	.90
20-5326	6592	3rd I.F.	35-220	1.10
20-5327	7205	1st I.F.	290-300	1.10
20-5328	7230	2nd I.F.	290-300	1.10
20-5329	7821	1st I.F.	310A-310B-330-390	.95
20-3906	7812	2nd I.F.	310A-310B-330-390	1.10
20-4428	9094	2nd I.F.	360	1.10
20-4075	9229 9668	2nd I.F.	370	1.10
20-4075	9229 9668	2nd I.F.	400	1.10
20-1491	10528 10541	2nd I.F.	440	1.10
20-3500	10148 10149	1st I.F.	460	.80
20-3457	10253 11014	2nd I.F.	460	1.10
20-5331	10843	1st I.F.	500	.90
20-5332	11705	2nd I.F.	600	.95
20-3457	10253	2nd I.F.	800	1.10
20-4204	7187	Primary coil used as R.F. Plate coil in Models 290-300-310-330-460-520 and 800		.80

MAJESTIC EXACT DUPLICATE TRANSFORMERS

Manufactured from the original Majestic blue-prints, but Meissner-improved to eliminate the causes of failure. New construction insures satisfactory long life—mechanically and electrically perfect. Exactly replaces old units—requires practically no adjusting. Leads have original Majestic color-code.

Cat. No.	Application	List
	Chassis No. 15-15B-150 Model 161-153-154-156	
20-2411	1st I.F. and Osc. Transf.	$3.30
20-4051	1st R.F. Coil less Can	1.10
20-4050	2nd R.F. Coil less Can	1.10
	Chassis 20—Model 21-22-23	
20-4052	1st I.F. Transformer	3.30
20-4053	2nd I.F. Transformer	5.50
	Chassis 25—Model 251-253-254	
20-4054	1st I.F. Transformer	1.65
	Chassis 25-B—Model 251B-253B-254B	
20-4057	1st I.F. Transformer	1.65
20-4058	2nd I.F. Transformer	1.65
	Chassis 35—Model 351-353	
20-4435	1st I.F. Transformer	2.50
20-4436	2nd I.F. Transformer	2.20
20-4437	3rd I.F. Transformer	2.20
	Chassis 55—Model 56-57-58	
20-4051	1st R.F. Coil less Can	1.10
20-4050	2nd R.F. Coil less Can	1.10
	Chassis 60 & 160—Model 61-62-163	
20-4372	2nd I.F. Transf. Tapped	3.85
	Model 66	
20-4062	1st I.F. Transformer	2.75
20-4061	Osc. Coil less Can	.85
20-4064	R.F. Choke less Can	.85
	Model 110	
20-4066	Broad Band Transformer	1.65
	Model 114	
20-4444	1st I.F. Transformer	2.20
	Model 118	
20-4061	Osc. Coil less Can	.85
	Model 120-121	
20-4439	1st I.F. Transformer	3.30
20-4440	2nd I.F. Transformer	3.30
	Chassis 120B—Model 123	
20-4363	1st I.F. Transformer	2.20
20-4389	2nd I.F. Transformer	2.20
	Chassis 200—Model 201-203-204	
20-3816	2nd I.F. Transformer	2.20
20-4067	Ant. Coil less Can	1.10
20-4319	Osc. Coil less Can	1.40
20-3958	R.F. Coil less Can	1.65

Cat. No.	Application	List
	Chassis 210—Model 211-214-215	
20-3915	1st I.F. Transformer	$1.95
20-3944	2nd I.F. Transformer	2.20
20-4454	Ant. Coil less Can	.85
	Chassis 220—Model 221-223	
20-4432	1st I.F. Transformer	2.50
20-4433	2nd I.F. Transformer	2.50
	Chassis 290-300 Model 291-293-294-303-304-307	
20-4070	1st I.F. Transformer	2.50
20-4071	2nd I.F. Transformer	2.75
20-4069	Ant. Coil less Can	1.10
	Chassis 320—Model 324	
20-4430	1st I.F. Transformer	2.20
20-4431	2nd I.F. Transformer	2.50
	Chassis 340—Model 344	
20-4429	2nd I.F. Transformer	2.20
20-4427	Ant. Coil, less Can	.85
	Chassis 370—Model 371-373	
20-4074	1st I.F. & Osc. Transf.	2.75
	Chassis 400—Model 411-413	
20-4076	1st I.F. Transformer	3.85
20-4064	R.F. Choke, less Can	.85
	Chassis 440—Model 44-49-194	
20-1492	1st I.F. Transformer	1.65
20-1489	Oscillator Coil, less Can	.80
	Chassis 460—Model 461-463 Chassis 520—Model 95 Chassis 490—Model 491-493	
20-3499	1st I.F. Transformer	2.20
20-4012	R.F. Coil, less Can	1.10
20-4064	R.F. Choke, less Can	.85
20-4078	Oscillator Coil, less Can	1.10
	Chassis 500 Model 55-59-75-195-560-566	
20-4089	1st I.F. Transformer	2.75
20-4081	2nd I.F. Transformer	2.75
20-4090	3rd I.F. Transformer	3.85
20-1619	Antenna Coil, less Can	1.10
20-4079	Oscillator Coil, Low Freq.	.51
20-4080	Osc. Coil, High Freq.	.55
	Chassis 800—Model 85-86-090	
20-4012	R.F. Coil, less Can	1.10
20-4064	R.F. Choke, less Can	.85

CLARION Transformers and Coils

A carefully selected list of replacements for popular model Clarion sets. Exact duplicates with the addition of Meissner improvements to eliminate original defects.

No.	Model	Position	List
20-6938	480	Composite	$2.75
20-6936	320	Composite	2.75
20-4284	260	2nd I.F.	2.00
20-4293	300	3rd I.F.	2.75
20-4786	300	1st or 2nd I.F.	2.20
	Coil Sections Only		
20-3478	100	2nd I.F.	1.10
20-6939	140	2nd I.F.	1.10
20-3478	220	2nd I.F.	1.10
20-6309	260	2nd I.F.	1.10
20-3153	320	2nd I.F.	1.10
20-6313	360	1st I.F.	1.10
20-6317	360	2nd I.F.	1.20

RCA — RADIOLA Replacement I.F. Coils

Exact I.F. replacement coils for R.C.A.—Radiola—G. E.—Westinghouse and Graybar receivers.

No.	R.C.A.	Model	Position	List
20-6301	8567	80-82-86-RAE68	1st I.F.	$1.10
20-6299	8565	80-82-86-RAE68	2nd I.F.	1.10
20-6297	8566	80-82-86-RAE68	3rd I.F.	1.10
20-6289	2991	R4-R5-R5DC-R5X R6-R7-R7A-R7DC R9DC-R9-RE 16-RE16A	1st I.F.	1.10
20-6281	2992	R4-R5-R5DC-R5X-R6-R7-R7A-R7DC-R9DC-R9-RE16-RE16A	2nd I.F.	1.10
20-6273	8342	60-62-64	All I.F.	1.10

BELMONT Composite I.F. and Osc.

Exactly replaces first I.F.-Osc. coil in Belmont C-19, 50-C, 51-C. May also be used in many Sears-Roebuck sets. Complete exact duplicate in shield can.

No. 20-6792—List Price.....$4.40

CROSLEY Untuned I.F. Coil

Exact duplicate for Models 122, 123, 124, 125, 126. Every serviceman should have a supply of these efficient units.

No. 20-4297—List Price.....$1.40

STEWART-WARNER Oscillator Coil

Exact duplicate for the oscillator coil used in Stewart Warner Model M3043. Same physical and electrical characteristics as original.

No. 20-1000—List Price.....$0.85

"SLIP-OVER" REPLACEMENT PRIMARY WINDINGS

Economically replace burned out primaries on all types of Antenna and R.F. coils, where a new primary winding can be slipped over the secondary. High-impedance type for improved performance. Sizes are outside diameter of coil over which replacement primary will fit.

No.	Size	List
14-6850	For 1¼" O.D. Coil	$0.36
14-6852	For 1" O.D. Coil	.30
14-6854	For ⅞" O.D. Coil	.30
14-6856	For ¾" O.D. Coil	.30
14-6418	For ½" O.D. Coil	.25

REPLACEMENT I.F. WINDINGS

Designed particularly for replacement use in inexpensive midget receivers. Coils are wound on wood dowels, ⅝" diameter and 1¾" long; coupling is adjustable by sliding primary coil.

STANDARD			CENTER-TAPPED		
No.	Freq.	List	No.	Freq.	List
16-6600	175	$0.70	16-6602	175	$0.90
16-6601	456	.70	16-6603	456	.90

"DOWEL" TYPE REPLACEMENT WINDINGS

For use in replacing burned out primaries, particularly where the "slip-over" type cannot be used due to mechanical difficulties. Fit inside the coil form. Antenna winding Type A is for use with sets having a regular antenna, Type B is for sets having a short "hank" or A.C.-D.C. type antenna; 3500 uh R.F. winding Type C must be shunted with a 15 or 20 mmf condenser for best performance; 7500 ohm windings require no condenser.

No.	Type	Dimensions	Inductance
14-6865	A	½" dia. by ½" long	1700 uh
14-6866	A	½" dia. by ¾" long	1700 uh
14-6867	A	¾" dia. by 1" long	1700 uh
14-6868	B	½" dia. by ½" long	2250 uh
14-6869	B	¾" dia. by ¾" long	2250 uh
14-6870	B	¾" dia. by 1" long	2250 uh
14-6871	C	½" dial by ½" long	3500 uh
14-6872	C	⅝" dia. by ¾" long	7500 uh
14-6873	C	¾" dia. by 1" long	7500 uh

Dowel-Type Replacement Primaries, List Each.....$0.36

Meissner PRECISION-BUILT PRODUCTS

Copyright by U. C. P., Inc.

Meissner Miscellaneous Parts

STANDARD R-F CHOKES

Accurately wound and individually tested; coils wound on specially treated forms, mounted on bakelite terminal base and thoroughly moisture proofed. Available in shields or without; both single - hole mounting. Shielded chokes have terminals thru top of can so unit may be mounted on inside wall of chassis. Shields are black crackle finish, 1½" dia.

MH Induct.	Shielded No.	Shielded List	Unshielded No.	Unshielded List
2.5	19-5582	$0.75	19-1994	$0.50
5.5	19-5584	.75	19-4551	.50
8.0	19-5588	.80	19-2078	.55
10.0	19-1900	.85	19-8770	.65
16.0	19-5590	.90	19-1995	.70
30.0	19-5592	.95	19-2330	.75
60.0	19-5594	1.05	19-3247	.85
80.0	19-5596	1.10	19-2709	.90

IRON-CORE R-F CHOKES

Universal-wound on special powdered-iron cores, these chokes provide maximum efficiency—lower DC resistance per MH. Coils are wax-impregnated; laminated bakelite terminal base; single-hole mounting; without shielding.

No.	MH	List	No.	MH	List
19-6834	2.5	$0.80	19-6844	60.0	$1.30
19-6840	10.0	.95	19-6846	80.0	1.45
19-1910	16.0	1.10	19-6848	125.0	1.85
19-6842	30.0	1.10			

FILAMENT CHOKE

A low-resistance choke wound with No. 14 PE wire designed for use in the low voltage circuits of vibrator power supplies, auto radio sets, etc. Has an inductance of 4 uh, and a resistance of only .012 ohm. Single layer winding enclosed in a cardboard tube ¾" diameter by 1¾" long, with wire leads.

No. 19-4215—Filament Choke. List Price....$0.45

CERAMIC-BASE TRIMMERS

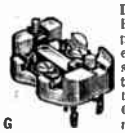

Low-loss ceramic base. Hot - tinned alloy plates. Cadmium-slated steel adjusting screw; extra - fine thread. Accurately threaded brass insert. Clear India Ruby mica dielectric.

G C — D

No.	Type	Capacity Range	List
22-7002	C	25- 100 mmfd	$0.30
22-7003	C	75- 225 mmfd	.35
22-7004	C	125- 350 mmfd	.40
22-7005	C	175- 500 mmfd	.45
22-7006	C	225- 650 mmfd	.50
22-7007	D	275- 825 mmfd	.75
22-7008	D	325-1000 mmfd	.80
22-7009	D	400-1200 mmfd	.85
22-7010	D	500-1400 mmfd	.90
22-7011	D	600-1600 mmfd	.95
22-7012	D	700-1800 mmfd	1.00
22-5211	G (dual)	200- 600 mmfd	.65

AIR-DIELECTRIC TRIMMERS

Metal-cased air trimmer as used in Align-Aire I-F transformers; absolutely stable under all conditions; dust - proof; moisture-proof.

Provides 3600 degrees rotation from minimum to maximum; ceramic insulated; ⅞" dia. by 1⅜".

No. 22-5232— 5 to 25 mmfd. List Price.....$1.00
No. 22-5240—25 to 50 mmfd. List Price..... 1.10
No. 22-5200—40 to 100 mmfd. List Price..... 1.40

MIDGET "ALIGN-AIRE"

Similar to above unit but in molded plastic case; only 7/16" diameter, 1⅜" long; combination metal end plate and mounting bracket.

No. 22-5230—1 to 12 mmfd. List Price.....$0.40

SOCKET PUNCH

Hardened steel. Will cut right-sized hole in sheet metal up to 14 gauge to fit either Steatite or Bakelite Meissner sockets. Cuts clean; 1⅛" hole; tempered to last.

No. 25-3558—Socket Punch. List Price.....$5.50

STANDARD "SLIDE-RULE" DIALS

9-INCH Used on larger Meissner receivers; single-speed vernier mechanism; fits ⅜" shaft; for right or left-hand closing condenser. 4-band scale calibrated 537-1754 kc, 1.68-5.96 mc, 5.85-18.2 mc and 17.6-42 mc. 5-band scale has 133-406 kc band additional.

Scale	Right-hand	Left-hand	List
4-band	No. 23-8233	No. 23-8232	$7.75
5-band	No. 23-8231	No. 23-8230	7.75

7-INCH Used on Meissner 7-tube receivers; fit ⅜" shaft; for right- or left-hand closing condensers. Scales calibrated: A—530-1660 kc, 0-100; B—530-1660 kc, 5.85-18.8 mc, 0-100; C—537-1770 kc, 1.75-5.4 mc, 5.2-18.5 mc; D—135-370 kc, 530-1580 kc, 5.8-18.5 mc.

Scale	Right-hand	Left-hand	List
Type A	No. 23-8220	No. 23-8207	$6.00
Type B	No. 23-8221	No. 23-8208	6.00
Type C	No. 23-8222	No. 23-8209	6.00
Type D	No. 23-8228	No. 23-8210	6.00

5-INCH Used on Meissner P-A Tuners; similar to above dials except for scale length. Fits ⅜" condenser shaft; for clock-wise closing condenser only; calibrated for broadcast band, 530 to 1600 kc; furnished with escutcheon.

No. 23-8227—5" Slide-Rule Dial. List Price..$5.25

4-INCH ROUND DIAL

Used on Meissner 5-tube set; a handy mechanism for any application. Scale calibrated 0 to 100; fits ¼" diameter shaft; dependable friction vernier drive; no cables; includes escutcheon.

No. 23-8257—4" Round Dial. List Price.....$3.30

SHIELD CANS

Meissner drawn zinc shield cans; black crackle finish. Furnished with spade-bolts for mounting.

No.	Shape	Dimensions	List
25-8271	Square	1⅜"x1⅜"x1¾"	$0.30
25-8273	Square	1⅜"x1⅜"x2⅝"	.35
25-8275	Square	1⅜"x1⅜"x3½"	.40
25-8277	Square	1¾"x1¾"x2½"	.35
25-8279	Square	1¾"x1¾"x3"	.45
25-8281	Square	2" x2" x4¾"	.70
25-8270	Round	1½" dia. x 1"	.20
25-8272	Round	1½" dia. x 1¾"	.25
25-8274	Round	1⅞" dia. x 2¼"	.35

COIL CEMENTS

High "Q" Cement

The finest R-F lacquer obtainable; sticks fast; no loss in "Q" of coil to which it is applied. Maintains highest efficiency at all times; protects against humidity variations.

No. 25-5045—List Price.....$0.55

Radio Cement—Best for general coil use; provides greatest tensile strength with minimum loss in "Q"; gives full protection; sets fast.
No. 25-5046—List Price.....$0.45

Collodion—Dries five times as fast as any other Meissner cement; not quite equal in tensile strength or efficiency but best for rapid work.
No. 25-5047—List Price.....$0.35

Thinner No. 1—A universal reducing agent for practically all cements and lacquers; not good for High "Q" Cement; used on all others.
No. 25-5048—List Price.....$0.55

Thinner No. 2—A specially developed thinner for Meissner High "Q" Cement. Not suitable for Radio Cement or Collodion.
No. 25-5049—List Price.....$0.35

STANDARD VARIABLE CONDENSERS

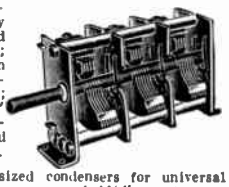

Low-loss precision tuning condensers for any application; improved bakelite insulation; trimmers mounted on top; busbar construction insures rigidity; ⅜" dia. shaft, 1½" long; capacity increases clockwise; end plates are 1⅞"x3¼".

These are standard sized condensers for universal receiver use; sections are spaced 1½" apart.

Cat. No.	21-5224	21-5221	21-5222	21-5223
Sections	One	Two	Three	Four
List Price	$2.50	$3.50	$4.50	$5.75

COMPACT VARIABLE CONDENSERS

Where space is an important factor these compact, reliable condensers are ideal. Each section is only 1" deep; end plates are 1 9/16" x 2⅜"; rigid, bus-bar construction; bakelite insulation; trimmers on top; ¼" dia. shaft; capacity increases clockwise.

Capac.	One-Section		Two-Section		Three-Section	
140	.....	....	21-5210	$2.65	21-5211	$3.65
365	21-5200	$1.80	21-5214	2.75	21-5215	3.75
410	.....	....	21-5216	2.75	21-5217	3.75

ROTARY TAP SWITCHES

Shorting type contacts two adjacent points during rotation; circuit is never open. Non-shorting type opens circuit between each point; contacts only one point at a time. All have adjustable stops; any number of positions may be used. High-grade laminated bakelite insulation; positive silvered contacts. Overall diameter, 1⅞"; mounts in ⅜" hole; flatted shaft 2" long, ¼" diameter. Sections are spaced 1½" apart; may be shortened by cutting spacers.

Circuits	Positions	Shorting No.	Shorting List	Non-Shorting No.	Non-Shorting List
One	2 to 12	24-8251	$1.30	24-8252	$1.30
Two	2 to 5	24-8253	1.40	24-8254	1.40
Two	2 to 12	.....	...	24-8256	1.95
Four	2 to 5	.....	...	24-8258	2.20
Three	2 to 12	24-8259	2.60	24-8260	2.60
Six	2 to 5	24-8261	2.75	24-8262	2.75
Four	Two	24-8263	1.40	.....	...

Coil-Shorting Rotary Switches

Designed for use in multi-band receivers; has separate wafers for complete switching of primary and secondary on each coil. Shorts out all lower-frequency coils to reduce absorption. Adjustable stop permits use of limited number of positions. High quality laminated bakelite insulation; positive silvered contacts; overall diameter, 1⅞"; mounts in ⅜" hole. Flatted shaft is 2" long, ¼" in diameter; sections are 1½" apart; may be shortened by cutting spacers.

No.	Gangs	Circuits	Positions	List
24-9202	2	2	2 to 5	$1.65
24-9204	6	6	2 to 5	3.85
24-9205	8	8	2 to 5	5.00

Molded Bakelite Socket—Octal Base

Has many points of superiority; accurately molded of highest grade bakelite; mounted in cadmium - plated steel saddle; standard 1½" mounting centers; requires 1⅛" hole in chassis; has four ground lugs.

No. 25-8209—Bakelite Octal Socket. List.....$0.12
No. 25-8438—Carton of Six Sockets. List..... .70

Low-Loss Ceramic Octal Socket

Of same construction as above, this socket is made of highest quality ceramic insulation; low R F losses make it ideal for high-frequency use. Phosphor-bronze contacts can not pull out with tube; standard mounting centers, 1½".

No. 25-8437—Ceramic Octal Socket. List.....$0.40
No. 25-8439—Carton of Six Sockets. List..... 2.25

Copyright by U. C. P., Inc.

Meissner Amateur Equipment

14-tube "TRAFFIC MASTER" Communications Receiver

The answer to every Ham's ardent hope, the Traffic Master is the finest communications type receiver that could be designed with present tubes and circuit components! Available either in kit form, with complete instructions for assembling and wiring, or as a complete, laboratory-built receiver, ready for operation! Whether you build it yourself or buy the complete set—you get the same Meissner guaranteed quality—the most for your receiver dollar!
The Traffic Master provides full coverage from 540 kc to 31.6 mc, in five bands, accurately calibrated on the big linear dual-control dial. Separate band-spread control, calibrated 0-100, makes tuning in congested bands childishly simple! Heavy fly-wheels on both main and band-spread tuning controls for rapid coverage. In the kit the complete tuning unit is already assembled and aligned—the entire front end of the receiver up to the I-F channel—ready to drop into place on the chassis—only six wires to connect it to the rest of the set!
All parts are included in the Complete Kits, except tubes and speaker; punched chassis, 5-band tuning unit, band-spread dial, air-tuned I-F transformers, crystal-filter, B-F-Osc., illuminated "R" meter, controls, power transformer, condensers, resistors, sockets, etc

COMPLETE KITS

14-tube Traffic Master, less panel and cabinet,
No. 10-1174—Amateur Net Price.....$100.00

14-tube Traffic Master, with panel and cabinet,
No. 10-1173—Amateur Net Price.....$107.50

No. 11-8249—Front Panel only. Net Price....$2.75

No. 11-8224—Cabinet only. Net Price..... 5.75

ESSENTIAL PARTS KIT

Contains all "special" parts not generally available in distributors stock; includes 5-band tuning unit, bandspread dial, punched chassis, crystal-filter and B-F-O units, and all I-F transformers, with complete instructions and parts lists. Save money by buying this economical kit as most of the remaining parts you may have on hand!

No. 12-1030—Essential Parts Kit. Net Price.$62.25

LABORATORY-BUILT RECEIVER

Built to match the finest commercial job on the market—the Traffic Master in complete form—ready for immediate operation! Assembled, wired, and accurately aligned in the Meissner Lab—thoroughly "air-tested" before shipment. A truly outstanding receiver at a moderate price! Complete with full set of tubes; less speaker.

No. 9-1052—Traffic Master Receiver. Net $136.75

9-tube "TRAFFIC SCOUT" Communications Receiver

Incorporating every feature you have always wanted in a "ham" set, this splendid receiver may be purchased either in "Kit" form or as a completely assembled and laboratory-wired instrument! Whether you build it yourself from the kit or buy the laboratory-built receiver, you are assured of the same eye-opening results that have made this set so popular! Full band-spread with dual-control fly-wheel tuning for rapid coverage; pre-aligned 5-band coil assembly, covers 540 kc to 31.6 mc; bandspread tuning condenser; punched steel chassis; crystal filter unit; B-F-O unit; I-F transformers; sockets; resistors; condensers; controls; hardware—everything needed is included in the complete Kit! Anyone can build this fine receiver by following the detailed instructions and diagrams furnished with every kit.

COMPLETE KITS

All parts necessary to build the Traffic Scout are furnished with the exception of tubes and speaker. Detailed Schematic and Pictorial Diagrams and Instructions with every kit.

9-tube Traffic Scout, less panel and cabinet,
No. 10-1170—Complete Kit, Net Price.....$71.75

9-tube Traffic Scout, with panel and cabinet,
No. 10-1169—Complete Kit. Net Price.....$78.75

No. 11-8246—Steel Front Panel. Net Price...$2.30

No. 11-8224—Steel Cabinet. Net Price..... 5.75

LABORATORY-BUILT RECEIVER

For the Ham who prefers a ready-built receiver, the Traffic Scout is offered completely assembled and wired; accurately aligned and "air-tested"; complete with full set of tubes; less speaker.

No. 9-1051—Traffic Scout Complete Receiver. Net Price.....$100.50

ESSENTIAL PARTS KIT

Contains all "special" parts required to build the Traffic Scout; includes chassis, dial, tuning condenser, 5-band pre-aligned coil unit, I-F Transformers, X'tal filter and B-F-O; with instructions.

No. 12-1029—Traffic Scout Essential Kit. Net Price.....$36.75

ULTRA-HI FREQUENCY TRANSCEIVER

2½-Meter Portable

A complete, combination transmitter and receiver for phone operation on the 2½-meter band—covers 112 to 120 mc—battery operated. Steel case is only 12" square and 5¾" deep, finished in "battleship" gray with attractive panel design in ivory. Uses one each type 7A4, 6G6G and 6SJ7 tubes; distance range is 5 to 30 miles, depending on terrain. A perfected super-regenerative type receiver circuit is employed with separate quench oscillator to give absolutely stable operation. Vertical rod antenna telescopes into top of case when not in use; compartment in rear of case provides space for carrying phones and mike or combination handset. Either crystal or carbon type microphone may be used.

A Precision Type Instrument for Amateur, Commercial or Military Applications

Easy to Operate

No re-adjustments necessary when changing from send to receive; constant antenna load—no ticklish coupling controls; light in weight—only 12½ lbs. with batteries. Furnished complete with tubes, less batteries, phones and mike.

No. 9-1081—Ultra-Hi Frequency Transceiver.....Price on Application

CRYSTAL OVEN

For Positive Temperature Control

Designed especially to fit into the Signal Spotter but may be used with any Crystal Oscillator unit! Holds up to four mounted crystals; provides accurate temperature regulation within plus or minus 1 degree C. Steel outer shield is 4⅞" square by 4⅜" high; crystals in inner chamber of heavy cast aluminum with thick insulating material in walls; terminals on top for connection of 6.3-volt heater supply.

No. 9-1046—Crystal Oven, Complete, (less crystals). Net Price.....$15.25

Watch for these
NEW MEISSNER PRODUCTS!
High-Frequency Combination FM-AM Receiver for Amateur and Commercial Use
Dual-Speed Portable Phono-Radio-Recorder
— SOON TO BE RELEASED —
Write for Complete Information

SIGNAL SHIFTER

The "Time-Proven" E-C-O

Variable-frequency exciter delivering T9X output of 7½ watts on any of five popular bands! Uses 6F6 oscillator, 6L6 doubler, 2 voltage regulators and a rectifier; tuned by new type vernier dial; no backlash or parallax; link-coupled to control frequency of any transmitter—directly from operating position; arranged for oscillator or doubler keying with built-in filter; relay provides automatic operation with transmitter; provides true CRYSTAL stability in an E-C-O!

COMPLETE—READY TO OPERATE

The Signal Shifter is complete with tubes and one set of coils for any band specified; 10-meter coils cover 14- to 15 mc, to be doubled in transmitter.

EXTRA COILS, SETS OF 3

Cat. No.	Band	
18-2915	160-meter	Amateur
18-2916	80-meter	Net
18-2917	40-meter	$2.75
18-2918	20-meter	Per
18-2919	10-meter	Set

No. 9-1058—Signal Shifter, 110-v. in black cabinet. Net Price.....$52.25

No. 9-1057—Signal Shifter, 110-v. in gray cabinet. Net Price..... 52.25

No. 9-1059—Signal Shifter, 220-v. black or gray. Net Price..... 55.50

No. 9-1060—Signal Shifter, 110-v. on rack panel. Net Price..... 57.25

SIGNAL SPOTTER

Companion Unit to the Signal Shifter

A crystal-controlled, precision-built oscillator, with pre-tuned tank circuits to permit the use of four crystals! Desired crystal frequency instantly selected by switch on panel; power is derived from the Signal Shifter through a cable at the rear; control switch on the Shifter panel selects E-C-O or Crystal output as desired. The four crystal frequencies may all be on any one Amateur band or divided over any two bands; indicator on panel for oven thermostat if Crystal Oven is used.

COMPLETE PRECISION CONTROL SYSTEM

The "Signal-Spotter, Signal-Shifter" COMBINATION provides the last word in a modern, precision-type frequency control system for the Amateur Transmitter! Use the Spotter for band-edge operation, traffic networks, etc.—the Shifter for general band operation on whatever frequency is best!

EXTRA COILS

Cat. No.	Band
18-2936	160-meter
18-2937	80-meter
18-2938	40-meter
18-2939	20-meter

Net Each.....$0.95

Supplied complete with tubes and any two coils specified:

No. 9-1043—Signal Spotter, in gray cabinet. Net Price.....$24.75

No. 9-1044—Signal Spotter, in black cabinet. Net Price..... 24.75

Meissner PRECISION-BUILT PRODUCTS

Copyright by U. C. P., Inc.

Meissner Amateur Products

MC 28-56 CONVERTER

For 5- and 10-meter Bands

This precision-built instrument is responsible for many of the records established in recent years on the high-frequency bands! The popular choice of Amateurs and Experimenters everywhere. Designed for full coverage of the 28- to 30-mc and the 56- to 60-mc bands; tuning simplified by precision-type vernier dial, augmented by separate trimmer control. Incorporates a high-C oscillator circuit, fully stabilized by voltage-regulated power supply; insures complete signal stability! Uses an 1852 R-F amplifier, 6F6 oscillator, and 1852 mixer, with a 6X5 rectifier and VR-150 regulator. Average signal gain is 20 DB! Selector switch selects band or connects antenna directly to receiver; output frequency adjustable from 6.9 to 7.4 mc; manual gain control provided. Furnished complete with tubes, ready to operate, in black crackle cabinet 11¼" wide, 9" high and 11½" deep.

No. 9-1032—MC 28-56 Converter, 110-v., 60-c., Complete. Net Price.....$49.50

UNI-SIGNAL SELECTOR

For Noiseless C-W Reception

The most outstanding Amateur Radio development in recent years! Takes up where the X'tal Filter leaves off; provides super selectivity on ANY receiver! For use on CW only—too sharp for fone use—provides clear 1000-cycle note regardless of condition of signal. This unit is a combination electrical, mechanical and acoustical filter; connects in place of regular speaker; speaker connects to terminals on rear of Selector; switch on front of unit provides regular speaker output or Selector output. No internal connections to receiver—uses no power! Matches any 4,000 to 5,000 ohm output; installation is extremely simple. Special "Stethoscopic" headphones may be plugged into coupling "jack" in front of unit for private listening.

No. 9-1026—Uni-Signal Selector. Complete, less headphones. Net Price.....$15.25

No. 26-1001—Special "Stethoscopic" Headphones. Net Price..... 5.50

SIGNAL BOOSTER

Four-Band Preselector

Regardless of the type receiver you are using—regardless of the number of R-F stages you have—you will find the extra gain provided by the SIGNAL BOOSTER will make possible many solid 100% QSO's that would otherwise be missed. Has an average signal gain of 40 DB! Uses two high-gain R-F stages with type 1852 amplifier tubes; three tuned circuits for maximum selectivity and image attenuation; complete coverage from 1600 to 31,000 kc in four bands; slide-rule dial with 7¼" linear scales, accurately calibrated! Antenna Compensator for accurate impedance match; connections for single or doublet antenna; switch connects antenna directly to receiver to cut out preselector without turning it off; includes manual gain control. Furnished complete with tubes for operation from 110 volts, 60 cycles; black crackle finish cabinet is 11¼" wide by 9" high by 11½" deep.

No. 9-1031—Signal Booster. Complete with tubes. Net Price.....$47.75

BEAT-FREQUENCY OSCILLATOR ADAPTER UNIT

For C-W on Any Receiver

The simplest method of adding a beat-frequency oscillator for reception of C-W signals or assistance in locating weak stations. May be used with any receiver having a 456- to 465-kc I-F channel. Completely self-powered; operates on 110 volts, AC or DC. No internal connections to the receiver are required—just a coupling loop for the top grid of the I-F tube! Has output attenuator on end of chassis; pitch control on top of coil shield; clamp-on switch for "On-Off" control. Supplied either as a complete kit of parts or as wired unit—ready to operate—less tubes. Tubes used are one 6C5G and one 25Z6G. Chassis is finished in black crackle; extra 110-volt receptacle located in end of chassis for radio or other attachments.

No. 10-6350—B-F-O Adapter Unit, Complete Kit. Net....$7.75

No. 9-1012—B-F-O Adapter, Wired Unit. Net.....10.00

NOISE-SILENCER ADAPTER UNIT

Eliminates 90% QRN on Any Set

A useful addition to any receiver with a 456- to 465-kc I-F system. Using the famous "Lamb" principle, it effectively reduces static peaks and man-made noises to a very low level. Permits enjoyable short-wave reception in districts where the noise level is unusually high! Uses four tubes and operates on 110 volts, AC or DC. Very simple connections to any receiver are fully explained in detailed instructions and diagrams supplied with each unit. Available either as a complete kit of parts, less tubes, with detailed wiring instructions, or as a completely wired and tested unit, ready to operate. Tubes required are one each type 6K7, 6J7, 6L7 and 6H6. Has noise level control on one end of chassis and extra 110-volt receptacle on other end for radio or other appliance. Chassis finished in black crackle.

No. 10-7516—Noise Silencer Adapter, Complete Kit with instructions. Net Price.....$7.75

No. 9-1011—Noise Silencer Adapter, Complete Unit, ready to operate. Net Price.....10.00

CRYSTAL FILTER UNIT

Mono-unit X'tal Filter as used in Traffic-Master receiver; complete and ready for installation in any communications type receiver. Only four connections to make; contains matched transformers with air-dielectric peak adjustors phasing condenser with crystal cut-out switch, no-drift coupling condenser and precision quality 456-kc mounted crystal. In black crackle finished shield, 2⅛" wide, 3⅞" deep, 4⅝" high.

No. 9-1042—Net $15.00

BEAT-FREQ. OSC. UNIT

For use with any receiver with 456-kc I-F; has only four connections and includes 6SJ7 socket; trimmer on top for rough adjustment; air condenser for panel-operated pitch control on front. In black crackle shield, 2⅜" x 3⅞" x 2¼".

No. 9-1049—Beat-Freq. Osc. Unit.....Net $4.00

B-F-O TRANSFORMERS

For use with a separate triode oscillator to provide the necessary "beat-note" for reception of CW signals and to aid in locating weak stations; an absolute necessity on amateur communications type receivers. Knob on top controls pitch of beat note; separate trimmer to adjust the BFO frequency to match the I-F. With air trimmers, 2" sq. x 4½"; with mica trimmers, 1⅜" sq. x 3½".

Mica Trim Cat. No.	KC	Air Trim Cat. No.
.....	262	17-6773
.....	370	17-6777
17-6753	456	17-6779
17-6175	1500	.....
.....	3000	17-6793
Net Price Each $1.20		Net Price Each $2.50

SIGNAL SPLICER

Accurately matches any antenna to any receiver; provides high signal gain without tubes! Reduces noise pickup and improves image rejection. One set of coils furnished for use on any band; full instructions included; extra coils available

The Signal Splicer is a well-designed pi-network arranged to be connected between the antenna and the receiver. Dual air-electric capacitors provide adjustment for matching impedances.

No. 9-1022—Signal Splicer....Complete, Net $4.50

No. 16-2950—Extra Coils.....Per Pair, Net 1.10

WIRELESS PHONO OSCILLATOR

Provides reproduction of records through any radio set; acts as miniature broadcaster to transmit recording to the receiver without intervening wires; signal is tuned in on radio just as any other station! Operates in radius of 20 to 50 ft.; self-powered; operates on 110 volts AC or DC; has receptacle for phono motor. Uses a 6F7 and 25Z5; tubes not supplied.

Available as complete kit of parts or as factory-wired unit; both with detailed instructions.

No. 10-6380—Complete Kit.....Net $5.70

No. 9-1010—Factory-wired .....Net 8.10

Meissner PRECISION-BUILT PRODUCTS

NET

Copyright by U. C. P., Inc.

Meissner Amateur Accessories

NOISE SILENCER I-F TRANSF.

Special, close-coupled transformers for use in "Lamb" type noise-silencer circuits. Complete range of I-F frequencies available, with air or mica dielectric trimmers; air-tuned units are 2" sq. x 4½"; mica-tuned units 1⅝" sq. x 3½".

Mica Trim Cat. No.	KC	Air Trim Cat. No.
.....	175	17-6857
17-6849	262	17-6859
17-6851	370	17-6857
17-6762	456	17-6869
.....	3000	17-6881

Net Price, Mica-Trim...$1.20 Air-Trim...$2.50

CRYSTAL-FILTER I-F TRANSF.

Supplied in matched pairs; designed to provide a low-impedance link-coupled filter circuit for superhet receivers. Input unit has tuned primary and low-impedance secondary; output unit has low-impedance primary and tuned, high-impedance secondary. Coupling is set to give optimum gain; selectivity provided by crystal in link circuit. In black crackle cans.

Mica Trimmers Cat. No.	Frequency KC	Align-Aire Trimmers Cat. No.
17-7450	175	17-7455
17-7451	262	17-7456
17-7452	370	17-7457
17-7453	456	17-7458
17-8183	1500	.....
17-7454	3000	17-7459

Net, Per Pair, $2.65 Net, Per Pair, $5.25

CONICAL STAND-OFF INSULATORS

High-density, glazed ceramic in four popular sizes for Amateur transmitters; both ends tapped for screws.

Cat. No.	Dia.	Ht.	Tap	Net
27-1001	1"	1"	8/32	$0.17
27-1002	1"	1½"	8/32	.17
27-1003	1⅛"	2"	10/32	.30
27-1004	1½"	3"	10/32	.50

2-PIECE FEED-THRU INSULATORS



Designed to provide extra-long leakage path; glazed surface, high-density ceramic. Supplied with cork gaskets and hardware.

No. 27-1005 ⅝" dia. ¾" long Net Price $0.24
No. 27-1008 ¾" dia. 1" long Net Price .27

LEAD-IN INSULATORS

Glazed, with hardware.

No.	Dia.	Net
27-1010	1¼"	$0.47
27-1011	1¾"	.57

Glazed; 5¼" dia.; 2⅝" H. No. 27-1012 Net $4.30

"ALSIMAG 35" CYLINDERS

Unglazed cylindrical forms in several sizes; suitable for stand-off insulators for high-voltage circuits, mountings for condensers, tank coils, etc. Ends tapped.

No.	Dia.	Length	Tap	Net
27-1013	⅜"	⅝"	6-32	$0.07
27-1014	⅜"	1¼"	6-32	.10
27-1015	⅜"	2"	6-32	.10
27-1016	½"	¾"	8-32	.14
27-1017	9/16"	2"	6-32	.27
27-1018	⅝"	2¾"	6-32	.30
27-1019	9/16"	3¼"	6-32	.33

ANTENNA RELAY

Provides efficient, fast, and noiseless switching of the antenna from receiver to transmitter. Ceramic insulated; handles a full KW; metal parts chromium plated. Works on 110 volts AC; base is 3½" by 4¼"; only 2⅜" high!

No. 28-1004—Antenna Relay. Net Price.....$4.65

R-F RELAYS

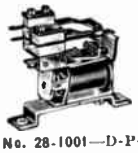

Fully insulated with highest-grade ceramic; may be used in any R-F or power circuit, regardless of frequency. Large contacts and long-life phosphor-bronze springs insure efficient operation with minimum losses; for 110 v. AC.

No. 28-1001—D-P-D-T R-F Relay. Net.....$3.65
No. 28-1002—S-P-D-T R-F Relay. Net..... 2.65

POWER RELAY

Designed to handle 20 amperes, non-inductive load; has "double-break" contact system; heavy 5/16" silver contacts; operates on 110 volts AC; bakelite base.

No. 28-1003—Power Relay.....Net Price $3.00

KEYING RELAY

Very compact; will break up to 1500 volts at contacts; operates on 5 to 15 volts AC; adjustable tension spring; single "make circuit" type; bakelite insulated.

No. 28-1000—Keying Relay.....Net Price $2.35

TRANSMITTER CHOKES

Highly efficient for Amateur and Commercial use; six lateral wound sections provide effective action over wide frequency range. Windings on ceramic form with tapped ends; mounting brackets included.

Cat. No.	Induct.	Current	Ohms	Net
19-3019	2.8 MH	1000 MA	5.0	$1.35
19-3022	5.5 MH	500 MA	12.5	1.20
19-3025	5.9 MH	200 MA	34.9	1.20

UNIVERSAL R-F CHOKES

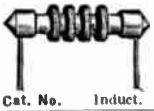

Pie-wound on ceramic cores with heavy tinned leads; cast metal ends; low DC resistance with high effective inductance; very low distributed capacity; maximum efficiency.

Cat. No.	Induct.	Current	Ohms	Net
19-1998	2.5 MH	125 MA	35	$ .18
19-1997	5.5 MH	125 MA	65	.45
19-1998	8.0 MH	125 MA	77	.54
19-1999	16.0 MH	100 MA	115	.66
19-1993	30.0 MH	75 MA	260	.75

CERAMIC OCTAL SOCKETS

For any high-frequency circuit; glazed ceramic insulation with heavy steel mounting saddle; fits standard 1½" centers, uses 1½" hole; four grounding lugs formed on saddle; bronze contacts.

No. 25-8437—Ceramic Socket.....Net, each $0.23
No. 25-8439—Carton of Six.....Net 1.35

INTERRUPTION-FREQ. OSC. COIL

Two high-impedance, universal-wound coils, mounted on a single form with iron cores to provide high inductance. Specially designed for use in super-regenerative receivers, operating on ultra-high frequencies, 30 to 120 mc. Bakelite terminal base.

No. 14-7832 .....Net Price $0.90

DUAL-CONTROL DIAL



A super-smooth tuning mechanism of great precision, specially designed for use with the Bandspread Condenser below. Used on Meissner Traffic Master and Traffic Scout receivers; has two ¼" dia. operating shafts, both equipped with flywheels; dual drums have ⅜" and 3/16" hubs to fit condenser shafts. Translucent scale, rear illuminated, 5-bands calibrated 540 kc to 31.6 mc.

No. 23-8229—Dual Control Dial.....Net $8.25

BANDSPREAD TUNING CONDENSER

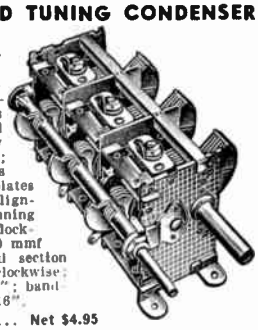

Finest precision tuning condenser available; designed for Meissner Communications Receivers with dual-control dial above; fully ceramic insulated; rigid spacing bars and heavy end plates maintain perfect alignment; main tuning section closes clockwise and has 280 mmf max.; bandspread section closes counter clockwise; main shaft is ⅜"; bandspread shaft, 3/16".

No. 21-5143B ..... Net $4.95

MIDGET VARIABLE CONDENSER

Standard type with low-loss bakelite insulation; excellent for general use in short-wave receivers; single-hole mounting, ¼" diameter shaft; metal end-plate with long sleeve bearing and bronze rotor wiper; takes ⅜" hole in panel up to ¼".

Cat. No.	Plates	MMf. Range	Net
21-5163	3	3.0 to 15	$0.60
21-5164	5	3.2 to 30	.83
21-5168	14	4.3 to 100	.84
21-5170	20	5.0 to 140	.96

MIDGET CERAMIC VARIABLE

Exceptionally compact; ceramic plate is only 15/16" by 1¼"; fits in single ⅜" dia. hole in any panel up to ¼" thick; long sleeve bearing eliminates wobble; ideal for all high-frequency work.

Cat. No.	Plates	MMf. Range	Net
21-5173	3	2.4 to 10	$0.90
21-5174	7	3.0 to 25	.93
21-5175	14	3.5 to 50	.99
21-5176	20	4.5 to 75	1.05
21-5177	27	5.0 to 100	1.11
21-5178	37	6.5 to 140	1.17

CERAMIC ROTARY SWITCHES

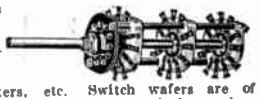

A new type switch especially built for Amateur and Commercial application in transmitters, U-H-F receivers, converters, etc. Switch wafers are of high-grade, low-loss ceramic, close-packed to reduce humidity effects to a minimum. Contacts are silver plated for lower resistance; adjustable stop permits use of as many positions as required; moving contact shorts adjacent points during rotation—circuit is never open. Arranged for mounting in single ⅜" diameter hole on any panel up to ¼" in thickness; over-all diameter is 1⅞"; wafers are 1½" apart; may be shortened by cutting spacers; flatted, ¼" dia. shaft extends 2" from front bushing.

Cat. No.	Gangs	Poles	Positions	Net
24-8270	One	One	2 to 12	$1.85
24-8271	Two	Two	2 to 12	3.00
24-8272	Three	Three	2 to 12	4.15

Meissner PRECISION PRODUCTS

Copyright by U. C. P., Inc.

NET

Thank You!

When writing for additional information or when ordering from sources of supply listed in this book, please mention

RADIO'S MASTER ENCYCLOPEDIA

Philmore Crystal Radio Receivers

ULTRATONE SELECTIVE

Designed to give most efficient results and possessing unusual selectivity. Built with a tapped coil matched with a .00035 Mfd. variable condenser. The reception on this set is loud and clear without distortion or other noises. On the panel is a dial for tuning and logging stations. A special selectivity switch matches the tuning coil to various aerial lengths and assures best possible freedom from interference between stations.

Cat. No. 670

List Price.....$6.50 ea.

SUPERTONE



This is our biggest seller and there is good reason for its popularity. The remarkable results obtained from this set together with its general appearance and its scientific construction has placed this model in the unique position of being the largest selling crystal set in the world. Reception is loud and clear no distortion of any kind. The Philmore Glass Enclosed dust proof fixed detector (adjustable) is used, including the Philmore Supersensitive Crystal. Manufactured in bakelite in four beautiful colors: red, rose, green and orange.

Cat. No. 336. List Price.....$1.50 ea.

PETER PAN Junior

A novel crystal set in a walnut cabinet. Looks like a big set in miniature.

Simple and inexpensive to operate.

Requires NO BATTERIES, NO ELECTRICITY, NO TUBES.

Equipped with a fixed detector with the most sensitive spot on the crystal fixed and permanently sealed to assure best results.

Single dial control makes tuning very simple.

Kit is complete with the Philmore single headphone built specially for crystal sets An aerial and a coil of ground wire makes the kit complete, ready to set up and operate immediately.

Size: 4⅜" x 3½" x 2⅛". Weight: 1 pound.

Cat. No. 429. List Price.....$3.50

Complete with wire and earphone.

BLACK BIRD

An efficient receiving set which will receive broadcasting loud and clear and will bring happiness to all its listeners. Housed in crystalline finish metal cabinet, with attractive front panel. This set has eye appeal and can back up its good appearance with equally good results.

Cat. No. 434

List Price.....$3.25 ea.

LITTLE WONDER Crystal Set

Compact in size but big in results. This set will receive broadcasting within 25 miles of a station. The open type detector permits adjustments to be made to the finest degree. This set includes the Philmore Supersensitive Crystal, which assures quick results when "looking" for a station, because the entire surface of the crystal is sensitive. Manufactured in bakelite in four beautiful colors: Green, Red, Orange and Rose.

Cat. No. 337

List Price.....$1.00 ea.

MONARCH Crystal Set

A sensitive and attractive crystal set. Engraved calibrated dial with bar knob makes tuning simple and accurate.

Assembly includes solenoid coil which assures clear, strong reception. Equipped with a dust-proof glass enclosed detector including a Philmore tested supersensitive crystal. Average receiving range about 25 miles.

Housed in a handsome crystalline case with clips for aerial, ground and phone connections.

Requires NO TUBES, NO BATTERIES, NO REPLACEMENTS. Will give clear reception without distortion or interferences and should give everlasting service.

Cat. No. 431. List Price.....$2.50

Glass Enclosed Crystal Detector

Ideal for Crystal Reflex circuits. Dust proof. Fixed at factory but delicately adjustable at all times. Includes Supersensitive Crystal. Cat. No. 309.

List Price.....40c ea.

Open Type Crystal Detector

Universal Joint on swivel arm provides quick, accurate adjustment on any point of crystal. Handsome polished metal finish. Complete with crystal. Cat. No. 310.

List Price.....25c ea.

Headphones

Accurately matched set of headphones, each unit consisting of high flux magnets surrounded by field windings of 2000 ohms resistance. Ruggedly constructed of light weight metal, highly polished bakelite earcaps.

Cat. No. 350

List Price.....$3.50 ea.

SINGLE PHONE—1000 ohm, with cord and head band. Cat. No. 351.

List Price.....$2.00 ea.

Fixed Crystal Detector

Will give renewed action to reflex or crystal sets. The sensitivity of the mineral is determined by laboratory methods and is fixed permanently. Made to withstand high voltage. Small and enclosed in a bakelite case. Cat. No. 311.

List Price.....80c ea.

Copyright by U. C. P., Inc.

Philmore all Wave Radio Sets

AC - DC and BATTERY OPERATED 1 and 2 TUBE SETS AND KITS

Front View

These are all wave sets 15 to 600 meters which includes Police Calls, amateurs, aircraft, code, as well as regular broadcasting. Very portable for use in camp or farm. The one-tube Battery model uses one A Battery 1½ volts, and one B Battery 45 volts, and one type 30 tube. The two tube Battery model uses one A Battery 1½ volts, two B Batteries 45 volts each, and two Type 30 tubes, which lasts for months. The kits are easy to wire. Large, clear picture diagram makes errors almost impossible. The AC-DC Kit and Set operates with two Type 76 tubes and can be plugged into any 110-volt AC or DC main. Prices quoted are for the set wired or in kit form and includes the broadcast coil less batteries, tubes and headsets. Four short-wave coils, tubes and headset for AC-DC Sets, and batteries as well as short-wave coils, tubes and headset for Battery sets are extra equipment.

Cat. No.	Description	List Price
352	1-Tube Battery Kit	$2.25
353	1-Tube Battery Set, Wired	3.15
354	2-Tube Battery Kit	2.75
355	2-Tube Battery Set, Wired	3.75
356	2-Tube AC-DC Kit	4.00
357	2-Tube AC-DC Set, Wired	5.00

Wired sets subject to excise tax.

DYNA - MIKE

The DYNA-MIKE has been designed to fill the requirements for broadcasting and recording in the Home, as well as being an economical unit for Public Address Work. It combines high sensitivity with freedom from acoustic feedback effects, owing to its unidirectional characteristics. Contains a matched P.M. Dynamic Speaker.

For Home broadcasting, a special switch is incorporated which allows the user to cut in and out of broadcasting programs with special announcements. It can be used within a few feet of the Radio Set Speaker, without causing any objectionable howling.

Connections are made in the conventional way to the input of any PA Amplifier, or to the Phone or Television inputs of Radio Sets.

Cat. No. 1000. List Price $5.00

CRYSTALS and CATSWHISKERS

Cat. No.	Description	List Price
436	Hyvolt Crystal (individually boxed)	$0.35
437	Supersensitive Crystal (individually boxed)	.20
346	Granular Galena Crystal (individually boxed)	.13
345	Iron Pyrite Crystal (individually boxed)	.15
340	Galena Crystal (on display card)	.10
341	Catswiskers (2 to an envelope, on display card) per 100 cards	7.00

SUPER 1, 2 and 3 TUBE KITS BATTERY and AC - DC

Front Panel View
3 Tube Kit with Speaker



These kits include the latest developments in tubes used in battery and AC-DC radio receivers. The one-tube battery kit uses a 1C5G tube. The two-tube battery kit uses one 1H5G and one 1C5G tube. The three-tube battery kit uses one 1C5G and two 1H5G tubes. The one-tube AC-DC kit uses one 117L7GT tube, giving two-tube results with a single tube. The two-tube AC-DC kit with speaker uses one 16C6 and one 25A7 tube. The three-tube AC-DC kit with speaker uses two 6C6 and one 25A7 tubes.

Another popular two-tube set is the Super model without speaker, using two 76 tubes, one of which is a rectifier.

All kits include broadcast coils. Short wave coils and tubes are extra.

Prices of Super Models are as follows:

Cat. No.	Description	List Price
411	1-Tube Super Battery Kit	$5.00
412	2-Tube Super Battery Kit	5.50
413	3-Tube Super Battery Kit, less speaker	7.00
414	3-Tube Super Battery Kit, with speaker	10.75
676	1-Tube Super AC-DC Kit	5.75
415	2-Tube Super AC-DC Kit	6.00
420	2-Tube Super AC-DC Kit, with speaker	11.00
421	3-Tube Super AC-DC Kit, with speaker	13.00

Speakers subject to excise tax.

Super Plug-in Coils

416	70 - 200 meters	.40
417	35 - 70 meters	.40
418	17 - 35 meters	.40

HAND MICROPHONE

This microphone for home broadcasting will operate efficiently from any radio set. Finished in chromium and black lacquer, with a jet black highly polished handle. This makes a beautiful instrument which will bring joy and happiness to the operator as well as to listeners. It will help turn any dull house party into hilarious, enjoyable entertainment. Equipped with an on and off switch for cutting off radio programs and bringing in the home broadcaster's voice very clearly. This microphone is sensitive, has excellent volume, and is shock-proof. It is easily attached to any set without rewiring and can remain attached without interfering with regular broadcasting.

Cat. No. 1500. List Price $1.50

JR. TABLE MICROPHONE

A real microphone for home and broadcasting. Not a toy. Very easily attached to your radio., Will not interfere with its operation. Has push botton to cut microphone in and out of the circuit. Attractively finished.

Cat. No. 500. List Price $1.00

Copyright by U. C. P., Inc.

Miller RADIO PRODUCTS



242-A 242-RF

Bank-Wound Litz Coils

For the designer or custom set builder who desires to employ the finest coils available, the bank-wound series coils are admirably suited.

Particular care has been taken in the design of these coils to produce the most efficient winding for use at broadcast frequencies. The coils are wound with Litzendraht wire in a two-layer bank, using a bakelite form as the winding base. Every precaution is taken to produce an excellent coil of consistently uniform quality, and with this end in view constant inspection during manufacturing and a final test upon completion assures the customer of a coil of unsurpassed quality. The RF coils provide uniform amplification over the broadcast band by the use of a combination of inductive and capacitive coupling in the primary circuit. Supplied with shields 1⅞" x 3". For use with a .000365 mfd. variable condenser to cover the band from 540 to 1600 KC.

		List Price
No. 242-A	Antenna Coil	$ .90
No. 242-BP	Band-Pass Coil	.75
No. 242-RF	RF Coil	.90
No. 277	Oscillator Coil (Available for all frequencies)	.75



472 A 472-RF

Threaded Solenoid Coils

High impedance coupled type antenna and RF coils wound with solid enameled wire on threaded bakelite tubing. Coupling turns are provided to prevent loss of energy at the high frequencies and to properly phase the antenna with the grid circuit. The RF coil primaries are also duo-lateral wound but are placed inside the secondary and are designed to match the impedance of the modern screen grid tubes. Adaptable for any TRF or superheterodyne receiver. Supplied with shield 2⅛" x 3½" long. For use with .000365 mfd. variable condenser to cover the band from 540 to 1600 KC.

		List Price
No. 472-A	Antenna Coil	$ .85
No. 472-RF	RF Coil	.85
No. 472-BP	Band-Pass Coil	.80

Untuned RF Coil

To be used in wide range TRF receivers and diode detector circuits. Maximum gain is obtained at the low frequency end of the band. Frequency range 540-1700 KC. Complete with aluminum shield 1⅝" x 2½" long.

		List Price
No. 472-UT	Untuned RF Coil	$1.50

277-477

Solenoid Oscillator Coils

These oscillator coils are designed for use with pentagrid converter tubes or the 6L7 mixer. The 277 series is particularly designed for use with the No. 242 antenna and RF coils, while the 477 type are recommended for use with the 472 type coils. However, these units will track with any of our standard coils when the proper oscillator padding condenser is incorporated in the circuit. All the above coils are available for use with any of the popular intermediate frequency amplifiers and may be obtained for use either shielded or unshielded. However, it is important that you specify whether the shielded or unshielded coil is desired upon ordering. If no specifications are given, the shielded type coil will be shipped. The shielded coils are supplied with the proper shields as listed below:

277 Type ..... 1⅞" x 3" Shield
477 Type ..... 2⅛" x 3½" Shield

For use with standard .000365 mfd. variable condenser to cover the band from 540 to 1600 KC. Available for use with the following intermediate frequency amplifiers.

	List Price Shielded	Unshielded
277 Series		
No. 277-M for 132½ KC	$ .75	$ .50
Requires .0016 mfd. Series Pad.		
No. 277-K for 175 KC	.75	.50
Requires .001 mfd. Series Pad.		
No. 277-H for 262½ KC	.75	.50
Requires .0006 mfd. Series Pad.		
No. 277-C for 465 KC	.75	.50
Requires .0004 mfd. Series Pad.		
477 Series		
No. 477-M for 132½ KC	$ .85	$ .50
Requires .0016 mfd. Series Pad.		
No. 477-K for 175 KC	.85	.50
Requires .001 mfd. Series Pad.		
No. 477-H for 262½ KC	.85	.50
Requires .0006 mfd. Series Pad.		
No. 477-C for 465 KC	.85	.50
Requires .0004 mfd. Series Pad.		



High Frequency Interrupter Coil

The ideal coil for super-regenerative 5 and 10 meter receivers. Carefully designed and tested to give the correct interrupter frequency. Assembled in aluminum shield 1¼" dia. x 2" long.

		List Price
No. 313	**Interrupter Coil**	**$1.00**

Untuned Antenna Coil

Designed for use in high fidelity TRF and midget receivers. Antenna is connected through series condenser of approximately 100 uuf. to tap near ground end of coil. Complete with aluminum shield 1⅝" diameter x 2½" long.

		List Price
No. 472-UA	Untuned Antenna Coil	$1.25

EL-58

No. EL-58 10 KC Filter

(For Hi-Fidelity Receivers)

A shielded filter designed to eliminate the 10 KC whistle present in wide range broadcast receivers. It is a resonant filter to be used in the plate circuit of a triode A.F. amplifier or the diode load circuit. The attenuation to 10,000 cycles is approximately 30 db. The filter consists of a high inductance iron core winding shunted by a variable trimmer condenser operating at approximately 85 uuf.

The No. EL-58 filter is assembled in an aluminum shield 1½" square x 2½" long provided with spade bolts for mounting. This is an essential part for your high fidelity receiver.

		List Price
No. EL-58	10 KC Filter	$2.25

EL-56

Negative Mutual Coupling Coils

These coils were designed for use in band-pass circuits of wide range receivers. They may also be used for high fidelity monitors and air-check receivers as well as for the general high fidelity broadcast receiver. They are identical with those supplied with our No. EL-570 coil kit and may be used with either the 242 or 472 type RF coils.

The coils are bifilar wound on a ⅞" diameter x 1¼" long bakelite form, which is provided with two "L" brackets for mounting. They are sold complete with an aluminum shield 1⅞" diameter x 2" long.

		List Price
No. EL-56	Negative Mutual Coupling Coil	$ .75



165KC-1800KC 50KC-165KC 1800KC-20000KC

Test Oscillator Coils

Model 550 Test Oscillator Coils are for use in an electron coupled oscillator circuit of the high "C" type using a standard 2-gang variable condenser with the sections connected in parallel except for the highest frequency range. The frequency range is from 50 KC to 20,000 KC in five bands. Higher frequencies may be obtained by using the second harmonic.

		List Price
No. T-550	Test Oscillator Coils (Per Set)	$3.75

Miller RADIO PRODUCTS



Duo-Lateral Wound Coils

When the space for mounting coils is restricted yet efficiency must not be sacrificed, the No. 5480 type coil is recommended. Secondaries are duo-lateral wound with multi-strand Litzendraht wire upon a ½" diameter dowel, offering the most efficient type of winding of any coil of equal size. Supplied in all types including an antenna-band-pass consisting of an antenna primary and secondary and an additional secondary inductively coupled, providing a complete pre-selector stage in one unit. Photographs are approximately one-third the actual size.

The 5480 series oscillator coils are recommended for use with these coils. For use with a .000365 mfd. variable condenser to cover the band from 540 to 1600 KC.

		List Price
No. 5480-A	Antenna Coil	$ .70
No. 5480-ABP	Ant.-Band-Pass Coil	1.00
No. 5480-RF	RF Coil	.80

No. 5480 Duo-Lateral Oscillator Coils

The following oscillator coils are designed for use with the 2A7, 6A7, 6A8, 6L7-6C5 type oscillator circuits and are available for use with any of the popular intermediate frequency amplifiers. They may be employed with any of our RF or antenna coils. The photograph is approximately one-third actual size. For use unshielded with .000365 mfd. variable condenser to cover the band from 540 to 1600 KC. Available for the following intermediate frequencies:

	List Price
No. 5480-K for 175 KC	$ .60
Requires .001 mfd. Series Pad.	
No. 5480-H for 262½ KC	.60
Requires .0006 mfd. Series Pad.	
No. 5480-C for 465 KC	.60
Requires .0004 mfd. Series Pad.	



Four Bank Litz Coils

The Series 44 four-bank Litz wound broadcast band coils are especially recommended for use in auto receivers where a coil of maximum gain and small physical size is required. They may also be used in any broadcast band receiver. The RF coils are of the high impedance primary constant gain type. These coils are designed to be used with the standard .000365 mfd. variable condenser. The coils are supplied with aluminum shields 1½" square x 2½" long. Spade bolts are riveted to the shield for mounting to the chassis. Frequency range 540 to 1700 KC.

		List Price
No. 44-A	Antenna Coil	$ .85
No. 44-RF	RF Coil	.85
No. 44-BP	Band-Pass Coil	.75
No. 44-C	Oscillator Coil (465 KC I.F.—.0004 Pad.)	.75
No. 44-H	Oscillator Coil (262 KC I.F.—.0006 Pad.)	.75



No. 73 Universal Replacement Coils

(535-1700 KC)

To meet the long felt need of the serviceman and experimenter we have developed a series of compact iron core variable inductance broadcast band RF transformers. By means of the adjustable iron core, the inductance may be adjusted for use with any variable condenser whose maximum capacity is between 250 and 410 uuf. The oscillator coil may be adjusted for use with **any** intermediate frequency amplifier between 100 and 550 KC. May be used as replacement coils for almost all receivers and for experimental work. Save time and give better service by keeping a stock of these coils on hand at all times. The coils are housed in black Kem-Art finished aluminum shields. Dimensions 1½" square x 2½" long, spade bolt mounting center 1 7/16". Complete instructions included with each coil.

		List Price
No. 73-A	Universal Antenna Coil	$2.00
No. 73-RF	Universal RF Coil	2.00
No. 73-O	Universal Oscillator Coil	2.00



No. 624 Iron Core RF Coils

540 to 1700 KC

The No. 624 Series iron core coils are especially desirable for use in auto and other receivers where a high Q coil of small physical size is required. The secondaries are wound on Miller iron cores and No. 15/41 Litz wire is used. All coils are assembled in aluminum shields 1¼" x 2" long. Provided with spade bolts for mounting, 1 5/16" centers. For use with .000365 uf. variable condenser.

		List Price
No. 624-A	Antenna Coil	$1.50
No. 624-RF	RF Coil	1.50
No. 624-C	Oscillator Coil (Requires .0004 series pad.)	1.50
No. 624-H	Oscillator Coil (Requires .0006 series pad.)	1.50
No. 624-K	Oscillator Coil (Requires .001 series pad.)	1.50

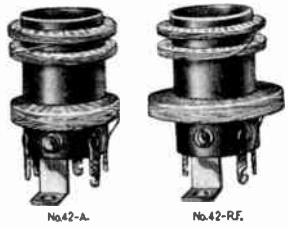

High-Gain Midget Coils

We believe the Miller type 42 coils to be the finest available for TRF receivers where it is desired to use unshielded coils. They are particularly designed for the popular 4-tube midget TRF receivers and will give performance comparable to many four and five tube superheterodynes. They provide uniform high gain and sensitivity throughout the entire broadcast band. The antenna coil is adjusted to give maximum results when using the short indoor aerials generally used with this type of receiver. These coils use high impedance type coupling and are duo-lateral wound on ⅞" dia. x 1½" long bakelite tubing. The secondaries are wound very narrow to reduce distributed capacity and to decrease RF resistance. To further reduce RF resistance, No. 15/41 silk covered Litz wire is used in the secondaries. The primaries are designed to work efficiently with the pentode type of RF tubes. The coils are for use with the standard .000365 mfd. variable condenser to cover the band from 540 to 1600 KC.

		List Price
No. 42-A	Antenna Coil	$ .70
No. 42-RF	RF Coil	.70



20-A **20-RF**

Midget Type Solenoid Coils on Cardboard Forms

Pictured above are our No. 20 Antenna and RF coils, which are universally accepted as the standard of comparison in 4-tube TRF receivers. Wound with enameled wire on an especially impregnated Kraft tubing form, they offer a very inexpensive and efficient coil for use in receivers of this type where cost must be held to an absolute minimum. Both the antenna coupler and RF coil are of the transformer type, the primaries being wound on slip-over forms allowing easy adjustment of the coupling. The RF primaries have sufficient inductance to work efficiently with modern tubes. For use unshielded with .000365 mfd. variable condencer to cover the band from 550 to 1750 KC.

		List Price
No. 20-A	Antenna Coil	$ .35
No. 20-RF	RF Coil	.35
	Tapped for 2400 KC Police	
No. 20-T-A	Antenna Coil	.40
No. 20-T-RF	RF Coils	.40

Peter Pan Type Coils

We can also supply coils in which the primary coupling is very tight, providing maximum gain at all frequencies. This is the same identical coil as used in the thousands of Peter Pan receivers marketed during the past few years.

		List Price
No. PP-A	Peter Pan Antenna Coil	$ .40
No. PP-RF	Peter Pan RF Coil	.40

Miller RADIO PRODUCTS



ALL WAVE COILS
Miller "Select-Ur-Band" Coils

A new series and type of coil designed to meet the exacting demands of the experimenter and custom set builder for a high quality receiver covering one or more bands and using one or more RF stages or only a mixer stage. The Miller No. 727 "Select-Ur-Band" Coils are truly flexible in their application and may be assembled to suit your individual requirements. For a superheterodyne they are for use with a 465 KC intermediate frequency amplifier. Each coil of each band is a separate unit and all are so designed that any pair may be assembled in a single shield. All coils are wound on 7/8" dia. x 1¾" long bakelite tubing and are of correct form factor and of proper wire size to give maximum efficiency. The primaries are of the high impedance type designed for us with pentode type RF tubes. The use of the new Miller "Select-Ur-Brand" Coils enables the experimenter or constructor to modernize old receivers by utilizing the 465 KC intermediate frequency amplifier and audio on the old receiver and installing an all wave or skip-band tuner.

The range of the individual bands is as follows:

Band	Cat. No.	KC	Meters	Osc. Series Pad
X	X-727	140-425	2100-700	.00012 uf.
A	A-727	535-1500	560-200	.0004 uf.
B	B-727	1500-4500	200-67	.001 uf.
C	C-727	3750-11,000	80-27	.003 uf.
D	D-727	8500-23,000	35-13	.01 uf.
E	E-727	12,500-36,000	24-8	none
S	S-727	5800-19,000	51-16	.003 uf.

Any two coils may be assembled—easily, using only a screw driver—to provide the bands required in a single coil shield and, of course, groups of two bands each may be used. **Coils are not furnished assembled in shields.**

Cat. No.	Purpose	List Price
	BAND X	
X-727 A	—Antenna Coil	$1.25
X-727 RF	—RF Coil	1.25
X-727 C	—Oscillator Coil—465 KC-I.F.	1.25
	BAND A	
A-727 A	—Antenna Coil	1.00
A-727 RF	—RF Coil	1.00
A-727 C	—Oscillator Coil—465 KC-I.F.	1.00
	BAND B	
B-727 A	—Antenna Coil	1.00
B-727 RF	—RF Coil	1.00
B-727 C	—Oscillator Coil—465 KC-I.F.	1.00
	BAND C	
C-727 A	—Antenna Coil	1.00
C-727 RF	—RF Coil	1.00
C-727 C	—Oscillator Coil—465 KC-I.F.	1.00
	BAND D	
D-727 A	—Antenna Coil	1.00
D-727 RF	—RF Coil	1.00
D-727 C	—Oscillator Coil—465 KC-I.F.	1.00
	BAND E	
E-727 A	—Antenna Coil	1.00
E-727 RF	—RF Coil	1.00
E-727 C	—Oscillator Coil—465 KC-I.F.	1.00
	BAND S	
S-727 A	—Antenna	1.00
S-727 RF	—RF Coil	1.00
S-727 C	—Oscillator Coil—465 KC-I.F.	1.00
	COIL SHIELDS	
L-727	2 1/16" Dia. x 4" Long Coil Shield	$ .40
S-727	2 1/16" Dia. x 2½" Long Coil Shield	.25



Two-Band Coils

The ideal coil for the constructor who wishes to build an inexpensive 2-band receiver covering both the standard broadcast band and either of two short wave bands.

The coils are wound on high grade bakelite tubing ¾" in diameter and are approximately 3" long. Assembled in shields 1⅜" sq. by 3½" with trimmer condensers. The Broadcast band coils are sectional duo-lateral wound and the short wave coils are solenoid wound. The coils are for use with a standard .000365 mfd. variable condenser. For 465 KC I.F.

Frequency range
540-1500 and 1500-4500 K.C.

	List Price
No. 3996-A 2-band Antenna Coil	$2.50
No. 3996-RF2-band RF Coil	2.50
No. 3996-C 2-band Oscillator Coil	2.50
Oscillator Series Pad Condensers	
Broadcast band	.0004 mfd.
Short wave band	.001

Frequency Range
540-1500 and 5500-18000 KC

	List Price
No. 3997-A 2-band Antenna Coil	$2.50
No. 3997-RF2-band RF Coil	2.50
No. 3997-C 2-band Oscillator Coil	2.50
Oscillator Series Pad Condensers	
Broadcast band	.0004 mfd.
Short wave band	.01



Three Band Short Wave Coils

(12 to 200 Meters.)

These coils are identical with those used in our No. 511 and No. 302 coil kits. The oscillator coil is designed for use with a 465 KC I.F. amplifier. Three separate coils are wound on a single high-grade bakelite form and the spacing between coils is great enough to prevent dead spots and excessive absorption effects. While not designed to be shielded, they may be used with partitions between coils providing that clearance of at least one inch from the partition or chassis to the coil is maintained. When used with a .000365 mfd. variable condenser the three bands are: 12 to 35 meters—35 to 75 meters—75 to 200 meters.

	List Price
No. 511-SW-ANT Antenna Coil	$1.75
No. 511-SW-RF RF Coil	1.75
No. 511-SW-OSC Oscillator Coil	1.75



No. 302 Short Wave Pre-Selector Coil Kit

The Miller No. 302 Pre-Selector Coil Kit enables you to construct a highly efficient unit using two stages of tuned radio frequency amplification to be used ahead of any short-wave or all-wave receiver. The Miller Pre-Selector will give a tremendous increase in sensitivity, and it will actually bring in stations which you are now unable to receive with your present set. By increasing the signal voltage to the mixer tube of superheterodyne type receivers, the pre-selector will materially reduce background noise when receiving weak stations. Regardless of the number of tubes or the type of receiver you are now using, the Miller Pre-Selector will positively bring in more DX reception. Provision has been made for the incorporation of coils for the broadcast band.

A self-contained power supply and an extra position on the band switch for shunting the antenna around the pre-selector directly to the receiver are among the many conveniences offered by the new Miller Pre-Selector. Complete detailed data may be yours for the asking.

The Miller No. 302 Pre-Selector Coil Kit contains the following parts	List Price
1 No. 302 S.W. Antenna (12 to 200 Meters)	$1.75
1 No. 302 S.W. RF Coil (12 to 200 Meters)	1.75
1 No. 302 Output Choke Coil	.50
1 No. 605 Band Selector Switch	2.40
3 No. 35 Dual Trimmer Condensers (@ .50)	1.50
1 Blue Print and Complete Instruction Data	.25
Miller No. 302 Pre-Selector Coil Kit. List Price	$8.00

Complete Pre-Selector

The Miller No. 302 Pre-Selector described above is also available completely wired and factory tested, housed in an attractive metal cabinet with airplane type dial. Complete with tubes and power supply. If you would prefer to buy your equipment "tailor-made," here is a real opportunity.

	List Price
Model 302 Pre-Selector Complete—12 to 200 Meters	$40.00
Model 302 Pre-Selector Complete—12 to 540 Meters	44.00
Model 302 Pre-Selector Complete—8 to 200 Meters	44.00

Miller RADIO PRODUCTS

No. 711 All-Wave Superheterodyne Coil Kit

12 to 550 Meters

Many new features are to be found in this design, including the use of high impedance coupled antenna coils on the short-wave and broadcast bands

If you have deferred the purchase of an All-Wave Kit because you have felt that construction of such a receiver would be too difficult or you have perhaps been prejudiced by the performance claims of cheap, inferior kits, using only three or four tubes in what is essentially a make-shift circuit, you need wait no longer. Just follow the simple, easy instructions included in the Miller No. 711 kit and you will be amazed at the remarkable performance of this all-wave receiver, which has been carefully designed and thoroughly tested to give the ultimate in short-wave reception.

The receiver you build, whether for yourself or for a customer, must be good, and such a receiver is easily constructed with the new, improved Miller Model 711 All-Wave Superheterodyne Coil Kit.

Additional information will gladly be supplied upon request. The following items are supplied in the Miller No. 711 Coil Kit:

	List Price
1 B.C. Antenna Coil No. 711-Ant.	$ .80
1 B.C. Translator Coil No. 711-A	1.75
1 75-200 Meter S.W. Coil No. 711-B	1.25
1 35-75 Meter S.W. Coil No. 711-C	1.50
1 12-35 Meter S.W. Coil No. 711-D	1.25
1 Input I.F. No. 711-1	1.60
1 Interstage I.F. No. 711-2	1.60
1 Output Stage I.F. No. 711-3	1.60
2 Dual Trimmers No. 35 (@ 50)	1.00
4 Accurate Osc. Pad. Condensers	1.35
1 Rectifier Plate Choke No. 80-F	1.00
1 Osc. Coup. Condenser No. C-14	.20
1 Band Selector Switch No. 404	1.60
1 Blue Print	.25
Complete Instructions and Data.	

	List Price
Miller No. 711 All-Wave Kit	**$16.00**
Miller No. 711-B for 2 Volt Battery	**16.00**
Miller No. 711-M for Metal Tubes	**16.00**

No. 724 7-Tube Superheterodyne Coil Kit

540 to 1600 KC

The signal frequency coils are of Litz bank-wound construction offering a most selective coil for use at broadcast frequencies. The two stage intermediate frequency amplifier is extremely selective and provides for a sensitivity of approximately one microvolt per meter in the completed receiver. All coils and I.F. transformers in this kit are supplied in shields 1⅞" diameter x 3" long and are for 175 KC. Kit contains the following parts:

	List Price
1 No. 242-A Antenna Coil	$ .90
1 No. 242-RF RF Coil	.90
1 No. 242-K Oscillator Coil	.75
1 No. 412-K-1 Input I.F.	1.60
1 No. 412-K-2 Interstage I.F.	1.60
1 No. 412-K-4 Half Wave Output I.F.	1.60
1 .001 3% Mica Padding Condenser	.25
Miller No. 724 7-Tube Superheterodyne Coil Kit	**$7.50**



AIRCRAFT RADIO COIL KIT No. 628

A coil kit designed for constructing a highly efficient and compact 3-band receiver to meet the needs of the private flyer. Frequency range—140/425 KC—540/1600 KC—2.5/7.0 MC. 3-band signal frequency coils are assembled in 2" square by 4¼" long aluminum shields with built in high frequency trimmers. The antenna coil primaries are of the low impedance type for use with the short aircraft antenna. A single stage of iron-core air-tuned 465 KC I.F. is used. All windings are fully protected by a baked glyptal coating. The kit consists of the following parts:

	List Price
1 No. 628-A 3-Band Ant. Coil	$ 4.00
1 No. 628-RF 3-Band R.F. Coil	4.00
1 No. 628-C 3-Band Osc. Coil	4.00
1 No. 1112-C-2 Input I.F.	5.50
1 No. 1112-C-4 Output I.F.	5.50
1 No. 605 Band Switch	2.40
1 No. 402 Switch	1.00
1 No. 2103 3-Gang Var. Cond.	3.75
1 .00012 3% Tol. Osc. Pad Cond.	.25
1 .0004 3% Tol. Osc. Pad Cond.	.25
1 .0016 3% Tol. Osc. Pad Cond.	.25
1 Circuit Diagram and Chassis Layout Print	.25

No. 628 COIL KIT. LIST PRICE $31.00
(parts may be purchased separately)



No. 582 Five Tube Economy Superheterodyne Coil Kit

(540 to 1700 KC.)

This coil kit may be utilized to construct a very economical and efficient five tube superheterodyne using the autodyne type oscillator circuit. The standard double tuned shielded I.F. transformer for the input stage and an untuned self-resonant I.F. transformer coil for the output stage provide maximum gain and selectivity. The intermediate frequency amplifier operates at 465 KC.

The coil kit consists of the following parts:

	List Price
1 No. 241-A Antenna Coil	$ .70
1 No. 582-C Oscillator Coil	.25
1 No. 512-C-2 Input I.F. Transformer	1.25
1 No. 582-UT Output I.F. Transformer	.75
1 .0004 3% Mica Padding Condenser	.25
1 No. 582 Blue Print	.25
Miller No. 582 Economy Super Coil Kit. List Price	**$3.25**

No. EL-570 HIGH FIDELITY TUNER COIL KIT

The new Miller EL-570 High Fidelity Coil Kit is without doubt the finest set of coils available for constructing a true fidelity RF tuner. In order to obtain the lowest possible inherent set noise level, a tuned radio frequency circuit has been employed rather than the more commonly used superheterodyne. The circuit arrangement is as follows: An untuned antenna coil, two stages of negative mutual coupled band-pass circuits followed by an untuned RF coil feeding the detector tube. A 10 KC audio whistle filter is included with the kit and is to be used in the detector load circuit to prevent heterodyning from adjacent channels. Included with the kit is a 4-gang condenser of the latest bar type low minimum capacity construction.

The over-all RF circuit has a flat top response curve of between 20 and 23 KC. Due to the construction of the RF band-pass coils, which have an exceptionally high Q, the sides of the response curve are quite steep. The curve is approximately 32 KC wide at a voltage input ten times the resonant input.

This coil kit is particularly recommended for constructing a tuner to be used in making high quality air check recordings and for the discriminating experimenter.

Complete constructional data is available on request for the construction of either a tuner or the entire receiver, which uses fixed bias 2A3's in the output stage. The frequency range of the coils is from 540 to 1600 KC.

	List Price
1 No. 472-UA Untuned Antenna Coil	$1.25
2 No. 242-RF Bank-Wound RF Coils @ .90	1.80
2 No. 242-BP Bank Wound Band-Pass Coils @ .75	1.50
1 No. 472-UT Untuned Detector Coil	1.50
2 EL-56 Negative Mutual Coupling Coils @ .75	1.50
1 EL-58 10 KC Audio Filter	2.25
1 No. 2104 4-Gang Variable Condenser	5.00
1 EL-570 Circuit Diagram Blue Print And Data Sheets	.25

	List Price
Miller No. EL-570 High Fidelity Coil Kit	$15.00

No. 924 9-Tube Superheterodyne Coil Kit

540 to 1600 KC

A coil kit for constructing a very fine broadcast band superheterodyne receiver using one stage of RF ahead of the mixer circuit and a two stage intermediate frequency amplifier followed by a push-pull Class AB pentode audio amplifier.

	List Price
1 No. 242-A Antenna Coil	$ .90
1 No. 242-RF RF Coil	.90
1 No. 242-K Oscillator Coil	.75
1 No. 412-K-1 Input I.F. Transformer	1.60
1 No. 412-K-2 Interstage I.F. Transformer	1.60
1 No. 412-K-4 Output I.F. Transformer	1.60
1 .001 3% Mica Padding Condenser	.25
1 No. 924 Blue Print	.25
Miller No. 924 9-Tube Superheterodyne Coil Kit	**$7.50**

Miller RADIO PRODUCTS

INTERMEDIATE FREQUENCY TRANSFORMERS

CODE FOR ORDERING

We can supply from stock I.F. transformers in many popular intermediate frequencies and have adopted a code to facilitate ordering and identification of the various types as follows

Factory Adjusted to	Code Letter	Frequency Range
132½ KC	M	127 - 137 KC
175 KC	K	165 - 185 KC
262½ KC	H	250 - 275 KC
465 KC	C	450 - 475 KC
525 KC	Q	500 - 550 KC
1500 KC	W	1400 - 1600 KC
3000 KC	X	2800 - 3200 KC
5000 KC	Y	4700 - 5300 KC
8000 KC	Z	7500 - 8500 KC

(Special frequencies can be supplied on order.)

Intermediate frequency transformers require different degrees of coupling for various circuit applications, and these are coded as follows:

No. 1 Input Stage—Has coupling adjusted for maximum selectivity and is for use between the mixer and the first I.F. amplifier tube when two or more stages are used.

No. 2 Interstage—Designed to be used as the interstage transformer in a two stage amplifier or as the input stage for a single stage amplifier. Coupling is adjusted to the optimum degree. May also be used as the output transformer in an amplifier in which the second detector is a non-current consuming load, such as a bias detector of any type.

No. 3 Diode Transformer—For use as the output transformer to feed any full-wave diode detector circuit. The secondary is center tapped to provide equal voltage to both diode plates. Adjusted to provide over-coupling in order to prevent excessive selectivity, which would result in poor audio quality.

No. 4 Diode Transformer—This transformer is similar to the No. 3 type except that no center tap is provided.

No. 5 Beat Frequency Oscillator—An efficient electron-coupled type beat frequency oscillator transformer for CW use and for simplifying the logging of DX stations.

No. "CF" Crystal Filter Transformers—These transformers are sold in pairs for use in crystal filter circuits of amateur and commercial receivers. They replace the regular input transformer and are of the low impedance link coupled type.

Miller Intermediate Frequency Transformers are supplied in five standard shield sizes. Each size is available in types for use in any section of the intermediate frequency amplifier. Physical dimensions of the shields are as follows:

No. 212 Type—Outside dia. 2 1/16". Length 3½". Spade bolt mounting centers 2".

No. 312—Outside dia. 1⅝". Length 3". Spade bolt mounting centers 1 11/16".

No. 412 Type—Outside dia. 1⅞". Length 3". Spade bolt mounting centers 1 13/16".

No. 512, 612, and 712 Types—1½" square x 3½" long. Spade bolt mounting centers 1⅜".

No. 912, 1012 and 1112 Types—2" square x 4½" long. Spade bolt mounting centers 1⅞".

EXAMPLE OF THE USE OF PRECEDING CODE: Suppose it is desired to order a set of intermediate frequency transformers to operate at 175 KC with a full-wave diode second detector. Should you desire to order the iron core air tuned type transformer, it is seen that the type number for this unit is No. 1112. As the frequency desired is 175 KC, by referring to the letter code you find 175 KC to be designated by the letter "K." As you desire three units, consisting of an input transformer, an interstage transformer, and an output transformer for a full-wave diode detector, you would order as follows:

1 Only No. 1112-K-1
1 Only No. 1112-K-2
1 Only No. 1112-K-3

Variable Selectivity IF transformer.

VARIABLE SELECTIVITY I. F. TRANSFORMERS

MILLER Variable Selectivity Intermediate Frequency Transformers have been designed to meet the combined demand for both the high degree of selectivity so necessary for good DX reception and for a band width great enough for the reception of high fidelity programs broadcast from nearby stations. This has been accomplished by a simple electrical method of changing coupling devised by Miller Engineers. It is the most simple and effective method available and does not require any form or type of mechanical adjusting control. A single pole double throw switch is all that is required with a single stage I.F. amplifier. The two positions of the switch provide for sharp and broad tuning. The "broad" position band width is approximately twice that of the "sharp" position for the particular type of I.F. transformer being used. Miller Variable Selectivity I.F. Transformers are available in several types and in all standard frequencies.

Type No.	Description	List Price
F#212	Air-Core Compression Trimmer. 2 1/16" dia. x 3½" Shield	$2.00
F#312	Air-Core Compression Trimmer. 1⅝" dia. x 3" Shield	2.00
F#412	Air-Core Compression Trimmer. 1⅞" dia. x 3" Shield	2.00
F#512	Air-Core Compression Trimmer. 1½" Sq. x 3½" Shield	2.00
F#612	Iron-Core Compression Trimmer. 1½" Sq. x 3½" Shield	2.50
F#1012	Air-Core Air-Dielectric Trimmer. 2" Sq. x 4¼" Shield	5.50
F#1112	Iron-Core Air-Dielectric Trimmer. 2" Sq. x 4¼" Shield	6.00

No 812

WAVE TRAPS

These units are designed to eliminate interference from amateur phone and CW stations and commercial transmitters in broadcast and short-wave receivers. They are also useful for reducing interference from powerful local broadcast stations. The Miller Wave Trap consists of a completely shielded high "Q" parallel resonant circuit and is compact and simple to install. The wave trap connects in series with the antenna, and if necessary several wave traps may be connected in series to eliminate interference from more than one station. Miller Wave Traps do not interfere with the normal operation of the receiver at frequencies other than that to which the wave trap is tuned. A screw driver adjustment is provided to tune the wave trap to the interfering frequency. Available for all standard frequencies and may be made on order for special frequencies. The dimensions of the unit are 1⅝" diameter x 3" long.

Type No.	Description	List Price
812-X-1	425 to 525 KC	$1.50
812-X-2	225 to 375 KC	1.50
812-X-3	150 to 225 KC	1.50
812-BC-1	1200 to 1800 KC Standard Broadcast Band	1.50
812-BC-2	800 to 1200 KC Standard Broadcast Band	1.50
812-BC-3	450 to 800 KC Standard Broadcast Band	1.50
812-A	160 Meter Amateur Band	1.50
812-B	80 Meter Amateur Band	1.50
812-C	40 Meter Amateur Band	1.50
812-D	20 Meter Amateur Band	1.50
812-E	10 Meter Amateur Band	1.50

DUAL WAVE TRAPS

While the ordinary single-circuit wave trap, such as our type 812, is satisfactory for most installations, quite often conditions are encountered making it necessary to provide a much higher degree of attenuation and a sharper resonance curve than can be obtained from either the series or parallel resonant circuit. To provide a satisfactory wave trap to be used under these extreme conditions we have developed a dual wave trap consisting of both a series resonant and a parallel resonant circuit separately shielded and assembled in a twin unit. This trap provides almost infinite attenuation at the resonant frequency and has a sufficiently sharp resonance curve to provide minimum attenuation to frequencies other than resonance. A separate tuning knob for each circuit is provided, and the entire wave trap is completely shielded. Mounting brackets enable the unit to be attached directly to the chassis of the receiver. Attractively finished in black "Kem-Art" baked enamel. Shield dimensions 1⅞" wide x 2¾" long x 2" high.

	List Price
No. 813-BC-1 900-1600 KC Wave Trap	$3.50
No. 813-BC-2 500- 900 KC Wave Trap	3.50

Miller RADIO PRODUCTS

MILLER QUALITY PRODUCTS



No. 512

Standard Replacement I.F. Transformers

The wise serviceman will carry a stock of these transformers at all times. They may be used for almost all makes of receivers. Constructed of the finest materials including aluminum shields, heat-treated low drift trimmers and a special winding impregnation which prevents electrolysis in warm, humid climate. Dimensions: 1⅜" square x 3½" high. Spade bolts are provided for mounting.

The actual frequency range of these replacement transformers is considerably greater than indicated below. However, most standard receivers use intermediate frequencies that are within the range given.

450 to 475 KC

	List Price
Input for 2-stage amplifiers **No. 512-C-1**	$1.25
Interstage for 2-stage amplifiers **No. 512-C-2**	1.25
Input for single stage amplifiers **No. 512-C-2**	1.25
Output for full-wave diode **No. 512-C-3**	1.25
Output for half-wave diode **No. 512-C-4**	1.25

250 to 275 KC

Input for 2-stage amplifiers **No. 512-H-1**	1.25
Interstage for 2-stage amplifiers **No. 512-H-2**	1.25
Input for single stage amplifiers **No. 512-H-2**	1.25
Output for full-wave diode **No. 512-H-3**	1.25
Output for half-wave diode **No. 512-H-4**	1.25

165 to 185 KC

Input for 2-stage amplifiers **No. 512-K-1**	1.25
Interstage for 2-stage amplifiers **No. 512-K-2**	1.25
Input for single stage amplifiers **No. 512-K-2**	1.25
Output for full-wave diode **No. 512-K-3**	1.25
Output for half-wave diode **No. 512-K-4**	1.25

Beat Frequency Oscillators

For use in communications type receivers for CW signals and in short wave receivers to assist in tuning weak signals. An adjustment knob is provided on the top of the shield. The winding is of the tapped type for cathode feed-back in electron coupled circuits. May be used with either a triode or screen-grid tube. A circuit diagram is included with each transformer.

	Air Core Type	List Price
No. 512-K-5	165- 185 KC	$1.75
No. 512-H-5	250- 275 KC	1.75
No. 512-C-5	450- 475 KC	1.75
No. 512-Q-5	500- 550 KC	1.75
No. 512-W-5	1400-1600 KC	1.75
	Iron Core Type	
No. 612-K-5	165- 185 KC	$2.25
No. 612-H-5	250- 275 KC	2.25
No. 612-C-5	450- 475 KC	2.25
No. 612-Q-5	500- 550 KC	2.25
No. 612-W-5	1400-1600 KC	2.25

No. 1012

AIR TUNED TRANSFORMERS

Air Core and Iron Core

The air-dielectric condensers used in the MILLER Series 1012 and 1112 Intermediate Frequency Transformers are constructed on conventional time-proven principles and are not to be confused with some types using experimental and tricky designs. Soldered brass plates and ceramic construction is used throughout. A special tension shoe holds the rotor rigidly and permanently in adjustment when subjected to mechanical vibration and shocks. The condenser has an extremely low power factor and a "Q" approximately ten times as great as that of the ordinary mica compression type trimmer. In order to provide the utmost ease of adjustment the trimmer capacity is divided into two parts—approximately 70% of the total capacity being fixed and 30% variable. The entire capacity is, of course, air-dielectric. This method of construction gives the same effect as the use of parallel band spread used in Communication type receivers. Tuning adjustments are made from the top of the shield.

For UHF superheterodyne receivers our No. 1012 series high frequency I.F. transformers are the finest obtainable. The 1012 air-core series is available in the following stock frequencies: **K type for 175 KC, C type for 465 KC, W type for 1500 KC, X type for 3000 KC, Y type for 5000 KC.** The 1112 iron-core series is available in the following stock frequencies: **K type for 175 KC, H type for 262 KC, C type for 465 KC.**

Transformers for other frequencies are available on order.

MILLER Air-Tuned I.F. Transformers are assembled in attractive black "Kem-Art" finished aluminum shields 2" sq. x 4¼" long and are provided with 6/32 spade bolts for attaching to the chassis. The Series 1112 Transformers are the iron-core type.

Type No.	Description	List Price
	(Air-Core Air-Dielectric Condenser Tuned I.F. Transformers)	
	1012—Nos. 1, 2, 3, and 4	$5.00
	1012—No. 5 Beat Frequency Oscillator	5.25
F # 1012	Variable Selectivity	5.50
	(Iron-Core Air-Dielectric Condenser Tuned I.F. Transformers)	
	1112—Nos. 1, 2, 3, and 4	$5.50
	1112—No. 5 Beat Frequency Oscillator	5.75
F # 1112	Variable Selectivity	6.00

No. 612

Iron Core I.F. Transformers

Iron core intermediate frequency transformers give a great deal more gain and selectivity than can be obtained with the air core type. In many cases a single stage using iron core transformers will have the gain and selectivity of two stages of air core transformers and will have a lower noise level. In many cases an iron core transformer may be substituted for an air core unit in standard receivers to improve the performance.

1400 to 1600 KC

	List Price
Input for 2-stage amplifiers **No. 612-W-1**	$2.00
Interstage for 2-stage amplifiers **No. 612-W-2**	2.00
Input for single stage amplifiers **No. 612-W-2**	2.00
Output for full-wave diode **No. 612-W-3**	2.00
Output for half-wave diode **No. 612-W-4**	2.00

450 to 475 KC

Input for 2-stage amplifiers **No. 612-C-1**	$2.00
Interstage for 2-stage amplifiers **No. 612-C-2**	2.00
Input for single stage amplifiers **No. 612-C-2**	2.00
Output for full-wave diode **No. 612-C-3**	2.00
Output for half-wave diode **No. 612-C-4**	2.00

250 to 275 KC

Input for 2-stage amplifiers **No. 612-H-1**	2.00
Interstage for 2-stage amplifiers **No. 612-H-2**	2.00
Input for single stage amplifiers **No. 612-H-2**	2.00
Output for full-wave diode **No. 612-H-3**	2.00
Output for half-wave diode **No. 612-H-4**	2.00

165 to 185 KC

Input for 2-stage amplifiers **No. 612-K-1**	2.00
Interstage for 2-stage amplifiers **No. 612-K-2**	2.00
Input for single stage amplifiers **No. 612-K-2**	2.00
Output for full-wave diode **No. 612-K-3**	2.00
Output for half-wave diode **No. 612-K-4**	2.00

The mica compression trimmers used in Miller I.F. Transformers are treated with our exclusive automatic cycling heat treatment consisting of alternately heating to 200° F. and cooling to 90° F. through five complete cycles. This heat treatment results in a much higher degree of capacity stability, which in turn insures perfect alignment of the I.F. transformer under the conditions of varying temperatures encountered in the modern radio receiver.

Miller RADIO PRODUCTS

REPLACEMENT COILS

Miller replacement coils and windings are carefully constructed to duplicate as nearly as possible the original coil which they are designed to replace. All windings are thoroughly impregnated against moisture absorption. Replacement coils most commonly needed are listed below. However, we carry in stock and add to our stock from time to time new replacement units as the need arises. Special replacement coils which are not carried in stock may be made to order at a reasonable cost. Merely ship us the defective unit and we will make necessary repairs or a duplicate

Majestic Replacement I.F. Windings

Model	Winding Only for	Majestic No.	Miller No.	List Price
15-15B-55-150-200	1st I.F.	4428-6250-6506	4570	$ .80
15-15B-150 55	2nd I.F.	8384-4429	4571	.80
25	1st I.F.	5326	4574	.80
25	2nd I.F.	5337	4575	1.00
25B	1st I.F.	5601	4576	.80
25B	2nd I.F.	5602	4577	1.00
66	1st I.F.	10589-10078	4579	.80
66	2nd I.F.	10098-10591	4580	.80
116	2nd I.F.	9361	4581	.80
200	2nd I.F.	6254	4583	1.00
210	1st I.F.	6119	4584	.80
210	2nd I.F.	6123	4585	.80
210	3rd I.F.	6127	4572	.80
310-A, 310-B 330-340-360-390	1st I.F.	7821	4586	.80
310A-310B-330-340-390	2nd I.F.	7812	4587	1.00
360	2nd I.F.	9094	4588	.80
460	1st I.F.	10149	4589	.80
500	1st I.F.	10843	4590	.80
500	2nd I.F.	11705	4591	.80
500	3rd I.F.	10852	4592	.80
86-460-490-461-462-463-491-493-520-800-105-95	2nd I.F.	10253 11014 11361	4573	1.00
290-300-310-330-340-390-460-490-520 800-320-280	RF Choke Coil	7187	8412	.50

Stewart-Warner Replacement I.F. Coils

Model	Winding Only for	S-W No.	Miller No.	List Price
R-123 R-123-A	2nd I.F.	83953	8395	$1.00

Zenith Replacement I.F. Coils

Chassis No.	Winding Only for	Zenith No.	Miller No.	List Price
1004-1203-5634-5635-5644-5709-5801	All I.F.		8396	$1.25

Crosley Replacement I.F. Windings

Model	Winding Only for	Miller No.	List Price
124	Output I.F.	M-124	$1.25

Radiola Replacement I.F. Windings

Model	Winding Only for	Radiola No.	Miller No.	List Price
R80-R82-R86-RAE68	1st I.F.	8567	8567	$1.00
R80-R82-R86-RAE68	2nd I.F.	8565	8565	1.00
R80-R82-R86-RAE68	3rd I.F.	8566	8566	1.00

R7A-R9DC-RE16A-R10DC-R7-R4-R6-RE18A-R21-R11-R18-RAE-26-R55	1st I.F.	7266	7266	1.00
R7A-R9DC-RE16A-R10DC-R7-R4-R6-RE18A-R21-R11-R18-RAE-26-R55	2nd I.F.	7267	7267	1.00

66-67	1st I.F.	8481	8481	1.00
66-67	2nd I.F.	8481	8481	1.00
66	3rd I.F.	8500	8500	1.00
67	3rd I.F.	8482	8482	1.00

RF Primary Choke	8197	8197	.50

Antenna Coil Replacement Primaries

A high impedance type duo-lateral antenna primary for replacing burnt-out primaries. Wound on specially treated impregnated cardboard tubing. Available in four sizes. Dimensions given are for outside diameter of antenna coil secondary winding.

	List Price
No. 125—For 3/4" Coils	$ .25
No. 150—For 7/8" Coils	.25
No. 250—For 1" Coils	.25
No. 300—For 1 1/4" Coils	.25

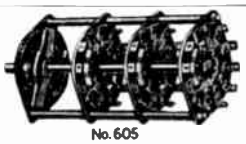
No. 605

Band Selector Switches

The successful operation of a multi-band receiver depends to no little degree upon the excellence of the switch used. These switches are of a positive self-cleaning type with silver plated contacts. 3/8" single hole mounting.

	List Price
No. 402—4 Pole, 2 Position Switch	$1.00
No. 205—2 Pole, 5 Position Switch	1.00
No. 404—4 Pole, 4 Position Switch	1.60
No. 405—4 Pole, 5 Position Switch	1.75
No. 605—6 Pole, 5 Position Switch	2.40
No. 806—8 Pole, 6 Position Switch	3.20

Tie Points

One of the handiest items the radio manufacturer or constructor can find for the termination of pigtail resistors and midget condensers and common leads in the receiver, amplifier, or transmitter. Extra heavy eyelet type terminal lugs are securely mounted in bakelite strips 1/16" thick, and are hot-dip tinned. The figure preceding the "0" indicates the number of insulated terminals.

Cat. No.	LIST PRICE Lots of 100 Per 100	Less than 100—Each
No. 1510—3/8" x 3/4"	$2.00	$ .025
No. 1520—3/8" x 1 1/8"	2.65	.030
No. 1530—3/8" x 1 7/8"	4.15	.050
No. 1540—3/8" x 2 1/4"	5.30	.060
No. 1550—3/8" x 2 5/8"	6.00	.070


450

Bakelite Terminal Plates

These terminal plates, provided with solder lugs, are particularly adaptable for the assembly of groups of resistors and midget condensers. They will greatly facilitate assembly and wiring of the chassis.

No. 420—Has six terminal lugs on each side for 1/2 watt resistors, spaced 7/16" apart. Made of 1/16" bakelite 1" x 3".

No. 430—Has five terminal lugs on each side for 1 watt resistors and midget condensers, spaced 7/16" apart. Made of 1/16" bakelite 2" x 2 1/2".

No. 440—Has fourteen terminal lugs on each side for 1/2 watt resistors, spaced 7/16" apart. Made of 1/16" bakelite 1" x 5 3/4".

No. 450—Has seven terminal lugs on each side for 1 watt resistors and midget condensers, spaced 7/8" apart. Supplied with "Z" brackets for 3/4" stand-off from chassis. Made of 1/16" bakelite 1 3/4" x 3 3/4".

No. 470—Similar to No. 450 except has 19 terminal lugs on each side.

	List Price
No. 420 Terminal Plate	$ .20
No. 430 Terminal Plate	.25
No. 440 Terminal Plate	.35
No. 450 Terminal Plate	.30
No. 470 Terminal Plate	.75

On Quantity Orders we can make up special terminal strips to your specifications. Submit sketch for quotation.

No. 2108

Variable Condensers

High quality variable condensers furnished with spade bolts for mounting. Individual trimmers on each section. The latest design low-minimum capacity type. 1/4" shaft. Maximum capacity .000365 uf.

	List Price
No. 2102 2 Sections, 180° rotation	$2.50
No. 2102-G 2 Sections, geared to 270° shaft rotation	2.75
No. 2103 3 Sections, 180° rotation	3.75
No. 2104 4 Sections, 180° rotation	5.00

(No. 2104 has mounting brackets)

Miller RADIO PRODUCTS

MILLER QUALITY PRODUCTS

No 4540

RESISTOR TYPE RF CHOKES
Pi Wound on Ceramic Forms

MILLER Resistor Type Radio Frequency Chokes are the result of careful research and design and offer advantages found in no other similar type. The terminals will **not** come off! This is due to an entirely new method of fastening the leads as well as a unique design. Soldering temperatures and end strain will not loosen the leads. The terminals are made of a special cadmium plated soft, flexible brass. The windings are of the multiple-section duo-lateral type wound on high grade ceramic forms 1/4" diameter x 1 1/2" long. All of these chokes have extremely low distributed capacity, less than 1.5 uuf. for most types. Maximum safe current capacity is 125 MA. Inductance tolerance three percent plus or minus.

Cat. No.	Inductance (Millihenries)	DC Resistance (Ohms)	List Price
4531	.5	11.5	$ .55
4532	1.5	21.0	.55
4537	2.5	26.0	.55
4538	5.0	40.0	.75
4539	7.5	79.0	.85
4540	10.0	95.0	1.00
4541	25.0	160.0	1.20

2 1/2 and 5 Meter RF Chokes

Cat. No.	Inductance (Millihenries)	DC Resistance (Ohms)	List Price
4528	2.5	.27	$ .45
4529	5.0	1.00	.45


No 4533

HEAVY DUTY NAVY TYPE CHOKES

The following Heavy Duty High Frequency Chokes are recommended for use in the high power transmitter. They are pi wound on Alsimag forms 1/2" in diameter x 3 1/2" long provided with snap-on brackets. Both ends of the form are tapped for 6/32 machine screws and the brackets may be removed for end mounting. All hardware is of cadmium plated brass.

Cat. No.	Inductance (Milli-henries)	Current (Milli-amperes)	DC Resistance Ohms	List Price
4534	1.0	1000	2.50	$1.50
4535	1.5	1000	3.65	1.60
4533	2.5	750	4.50	1.75
4536	4.0	750	5.50	2.00

High Frequency Chokes

3693	.40	1000	1.32	$1.25
3694	.60	1000	2.00	1.50

No. 3692

2 1/2 and 5 Meter RF Chokes

Cat. No.	Inductance (Microhenries)	DC Resistance (Ohms)	List Price
3691	10	.36	$ .75
3692	20	.50	.75

No.650

Radio Frequency Chokes

The following Miller Radio Frequency Chokes are wound on specially treated wooden dowels with bakelite terminal plates and tinned soldering lugs. They are for single hole mounting and are duo-lateral wound. The low distributed capacity of these units makes them very efficient in radio frequency circuits wherever these inductance values are satisfactory. They are quite small and compact, the bakelite terminal plate being only 1 1/8" in diameter.

	List Price
No. 610 RF Choke— .166 MH.	$ .25
No. 620 RF Choke— .675 MH.	.25
No. 630 RF Choke— 1.540 MH.	.25
No. 640 RF Choke— 2.742 MH.	.30
No. 650 RF Choke— 4.450 MH.	.30
No. 660 RF Choke— 6.500 MH.	.35
No. 670 RF Choke— 9.300 MH.	.40
No. 680 RF Choke—12.200 MH.	.40
No. 690 RF Choke—16.000 MH.	.45
No. 1000 RF Choke—20.000 MH.	.50

No.853

Iron Core Shielded Chokes

Cat. No.	Inductance (Millihenries)	DC Resistance (Ohms)	List Price
851	.5	8.6	$ .85
852	1.0	11.5	.90
853	2.5	22.0	.95
854	5.0	31.0	1.00
855	7.5	42.0	1.00
856	10.0	47.0	1.05
857	25.0	100.0	1.20
858	50.0	160.0	1.35
859	75.0	222.0	1.45
860	100.0	348.0	1.85
861	150.0	520.0	2.45

DUO-LATERAL LINE FILTER CHOKES

Miller Duo-Lateral Line Filter Chokes are recommended to manufacturers for use in farm lighting plants, sign flashers, signaling systems, oil burners, diathermy equipment, and all types of intermittant switching systems. Technicians and electrical contractors sometimes find it desirable to construct their own filters using Miller Chokes rather than to use the Miller Uni-Filter.

Single Chokes

Type No.	Max. Amps.	Inductance	DC Resistance	List Price
7825	2	.600	.75	$1.00
7826	5	.570	.28	2.50
7827	10	.370	.15	3.25
7828	20	.200	.085	4.00
7829	30	.135	.05	5.00

Double Chokes

Type No.	Max. Amps.	Inductance	DC Resistance	List Price
D-7826	5	.570	.28	$3.75
D-7827	10	.370	.15	5.00
D-7828	20	.200	.085	6.00
D-7829	30	.135	.05	7.50



ALL-WAVE INTERFERENCE FILTERS

Underwriters' Laboratories Approved

The new Miller No. 7818 All-Wave Line Filter is an outstanding development for the elimination of radio interference from small electrical appliances, such as food mixers, juice extractors, hair dryers, drink mixers, vacuum cleaners, sewing machines, cash registers, small fans, dictating machines, comptometers, etc. **When used in the supply cord of the radio receiver it will prevent unwanted signal pickup and direct line noise pick-up from the house wiring system.**

The No. 7818 line filter may be used on either AC or DC voltages up to 220 volts. It is capable of filtering appliances and radios drawing up to 150 watts of power. Shipping weight approximately 1 pound.

	List Price
No. 7818—All-Wave Line Filter	$4.00

MILLER UNI-FILTER

As the name implies, the Miller Uni-Filter is a universal line filter. It may be used for any filter application by simply making the correct internal connections. It is no longer necessary to stock a special filter for each individual type of equipment—a Miller Uni-Filter will do the job!

The steel case with removable cover is finished in Kem-Art black baked "crackle" enamel. Knockouts are punched in each end for standard 1/2" or 3/4" conduit or flexible cable fittings. The dimensions of the Uni-Filter are 5" high x 8 3/4" long x 6 3/4" wide.

MILLER UNI-FILTERS

Uni-Filter No.	Current Capacity	List Price
7819	5 Amps.	$15.50
7820	10 "	16.75
7821	20 "	17.75
7822	30 "	19.25

MILLER UNI-FILTER BASE KIT

	List Price
7801—Uni-Filter Case	$4.00
7802—Uni-Filter Capacitor Blocks @ $3.75	7.50
7800—Uni-Filter Base Kit Complete	11.50

Select a Dual Choke of suitable capacity for use with the Base Kit.

VARIABLE LINK AIR INDUCTORS

B&W

BARKER & WILLIAMSON • ARDMORE, PA.

SWINGING LINK ASSEMBLIES

TYPE BVL

100 WATTS RATING

A small, unusually compact, highly efficient Assembly designed for direct mounting on condenser. Ideal for low powered transmitters and exciter stages or in conjunction with B & W Type BL coils in interstage coupling. Six interchangeable plug-in coils provide a complete range, from 5 to 160 meters.

Type	*Capacity MMfd.	Inductance Microhenrys	Net Price
160BVL	150	55	$2.10
80BVL	70	30	1.90
40BVL	40	13	1.65
20BVL	40	3.1	1.45
10BVL	35	1.0	1.40
5BVL	25	0.5	1.35

BVL ASSEMBLY—includes swinging link and jack bar $2.50

TYPE TVH

500 WATTS RATING



"Best yet" for those 500-watt rigs! With TVH's you obtain the same high measure of efficiency at 10 meters as on the lower frequencies. Their novel plug arrangement permits easy capacity value selection. The time-tested B&W Variable Link design assures peak performance in ALL installations.

Type	Inductance Microhenrys	*Capacity MMfd.	Wire Size	Dia.	Outside Plug Centers	Net Price
160TVH	90	90	16	2½"	6"	$2.85
80TVH	40	50	14	2½"	6"	2.85
40TVH	16	32	12	2½"	6"	2.85
20TVH	5.7	22	12	2½"	6"	2.85
10TVH	1.35	22	6	2½"	6"	2.85
TVH Base Assembly						3.75

TYPE TVL

250 WATTS RATING

The Type TVL AIR INDUCTOR is an outstanding example of the B & W policy —to design every AIR INDUCTOR to do a specific job . . . better than it was ever done before! You'll find Type TVL Coils and Assemblies practical . . . efficient . . . exceptionally dependable for medium power applications—even under extreme operating conditions.

Type	Inductance Microhenrys	*Capacity MMfd.	Wire Size	Dia.	Outside Plug Centers	Net Price
160TVL	130.0	65	18	2½"	5"	$2.25
80TVL	38.0	55	14	2½"	5"	2.15
40TVL	15.0	34	12	2½"	5"	1.90
20TVL	4.6	28	12	2½"	5"	1.65
10TVL	1.5	22	6	2 11/16"	5"	1.60
TV Base Assembly						4.00
TA Antenna Matching Coil						1.75

TYPE HDVL

1 K.W. RATING

Here is the "King of Swing"! For all around dependability and exceptional performance in high power transmitters the heavy duty Type HDVL Swinging Link Assembly is undeniably superior, both electrically and mechanically, to any other type of coil on the market. As in all B & W Swinging Link units, an independent link and base assembly permits panel control of coupling.

Type	Inductance Microhenrys	*Capacity MMfd.	Wire Size	Dia.	Outside Plug Centers	Net Price
160HDVL	94.0	90	14	3½"	7½"	$5.25
80HDVL	47.0	44	10	3½"	7½"	4.50
40HDVL	18.0	28	8	3½"	7½"	4.00
20HDVL	5.2	25	8	3½"	7½"	3.75
10HDVL	1.3	25	4	2⅝"	7½"	3.25
HDV Base Assembly						5.00
HDA Antenna Matching Coil						4.00

* TOTAL EFFECTIVE CAPACITY REQUIRED TO EFFECT RESONANCE ON LOW FREQUENCY END OF SPECIFIED BAND

B&W "JUNIORS"

75 WATTS RATING

Type		Tuning Cap. Mmfd.
160 JEL	End Linked	100
80 JEL		50
40 JEL		25
20 JEL		25
10 JEL		25
160 JCL	Center Linked, Center Tapped	100
80 JCL		50
40 JCL		25
20 JCL		25
10 JCL		25
160 JVL	Variable center link, Center tapped	100
80 JVL		50
40 JVL		25
20 JVL		25
10 JVL		25

New! Huskier! . . . "Tops" for Most Limited-Space Applications!

These new B&W JUNIORS far surpass, in ruggedness and efficiency, most of the larger, more bulky coils of comparable rating. Designed for optimum performance in oscillator, buffer, or amplifier stages operating at input powers up to 75 watts and plate voltage to 850 volts.

All types may be used in capacity coupled circuits by omitting connections to the links. (Special Junior Coils or Junior Coil Assemblies quoted upon request.)

Amateur net	Each $1.00
Any type, less base	.85
5-prong Alsimag Base	.35

100 WATT 5-BAND TURRETS

TYPE BCL—Center Linked, Center Tapped Coils

TYPE BEL—End Linked Coils

These B&W 100-watt Turrets set new highs in fast, positive band switching on the commonly used amateur frequencies, 10 to 160 meters. Several new features, including a specially - designed switch, make them equal in efficiency to the best individual plug-in coil systems.

They're extremely compact — 7½" high; 7½" wide; depth behind panel, 4½"; shaft extension, 1". They may be used with tubes operating at 1,000 to 1,250 volts and a maximum input power of 165 watts. Each unit comes complete with frequency-marked dial plate, lock washer and nut. It may be mounted directly on the panel in a single ⅜" hole. You'll find the total cost of one of these turrets and suitable condensers is actually less than the cost of components for any comparative method now available.

Amateur Net . . . . . Each $8.50

Copyright by U. C. P., Inc.

Net

FIXED LINK AIR INDUCTORS

B&W

BARKER & WILLIAMSON • ARDMORE, PA.



Type HDL
(Fixed Link)

• Minimum Dielectric in the Field of the Coil • Extremely Low Losses • Rugged Construction • Excellent Appearance • Low Cost

Each AIR INDUCTOR is a completely finished unit in every respect. All coils are center tapped and equipped with three banana type plugs. . . . The **"B"** series is for use in oscillator and buffer—doubler stages developing up to 100 Watts of power. . . . The **"BX"** series is suitable for neutralized buffer and final tank stages with inputs up to 250 Watts. . . . The **"T"** line is especially well suited for high powered neutralized buffer and final tank stages where powers of 500 Watts are developed.

For the Amateur who wishes to use the maximum amount of power, our **"HD"** series of inductors are unquestionably the finest coils of their type on the market today. Sapable of handling a kilowatt with ease. Equipped with oversized plugs of ample current carrying capacity.

TYPE B and BL • 100 WATTS RATING

Std. Type	Net Price	Linked Type	Net Price	Ind. Mh.	*Cap. MMfd.	Wire Size	Diam.
160B	$1.75	160BL	$2.50	78.0	110	18	2½"
80B	1.55	80BL	2.30	39.0	52	16	2½"
40B	1.30	40BL	2.05	12.0	43	14	2"
20B	1.05	20BL	1.80	3.0	40	14	2"
10B	1.00	10BL	1.75	1.1	28	12	2"

Outside Plug Centers 3⅛"

TYPE BX and BXL • 250 WATTS RATING

160BX	$1.80	160BXL	$2.80	84.0	100	14	4"
80BX	1.60	80BXL	2.60	37.0	54	14	3"
40BX	1.35	40BXL	2.35	10.0	51	14	2½"
20BX	1.10	20BXL	2.10	2.8	45	14	2"
10BX	1.05	10BXL	2.05	1.0	35	12	2"

Outside Plug Centers 4"

TYPE T and TL • 500 WATTS RATING

160T	$1.85	160TL	$2.85	74.0	115	12	5"
80T	1.65	80TL	2.65	35.0	60	12	3½"
40T	1.40	40TL	2.40	13.5	38	12	2½"
20T	1.15	20TL	2.15	4.3	30	12	2½"
10T	1.10	10TL	2.10	1.3	25	12	2"

Outside Plug Centers 5"

TYPE HD and RDL • 1 K.W. RATING

160HD	$4.25	160HDL	$6.25	94.0	90	10	5"
80HD	3.50	80HDL	5.50	40.0	50	10	3½"
40HD	3.00	40HDL	5.00	15.0	35	8	3½"
20HD	2.75	20HDL	4.75	4.2	29	8	3"
10HD	2.25	10HDL	4.25	1.3	25	4	2"

Outside Plug Centers 7½"

* Capacity required to effect resonance on low frequency end of specified band.

A68-P1—Network Coil—Complete with clip **$1.85**

TYPE CX CONDENSER

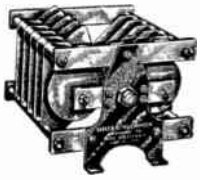

An unusually high quality component, the B & W type CX variable condenser possesses features not found in units of conventional design. Integrally incorporated neutralizing plates eliminate mechanical mounting details and preserve circuit symmetry. B & W type HDVL, HD, HDL, or TVH inductor assemblies may be mounted directly on the condenser, completely eliminating all closed circuit wiring and reducing total tuned circuit leads to an absolute minimum. Opposed stator sections provide short, high current RF paths so necessary in high powered transmitters.

"A" TYPE - .500" AIRGAP

Type	Cap. per Section Max.	Cap. per Section Min.	Cap. Sections in Series Max.	Cap. Sections in Series Min.	Mounting Length	Net Price
CX10A	12	6	7	3.5	4 3/16"	$10.75
*CX20A	21	8	12	4.5	5 5/16"	13.15
*CX30A	32	12	17	6.6	6 7/16"	15.10
CX40A	41	15	23	8	7 9/16"	17.00
*CX50A	50	18	28	9	8 11/16"	18.95
CX60A	59	21	33	11	9 13/16"	20.85
*CX65A	67	24	37	13	10 15/16"	22.75
*CX75A	76	27	42	14.8	12 11/16"	24.70
CX85A	85	30	47	16.5	13 3/16"	26.60
CX95A	94	33	52	18	14 5/16"	28.50
*CX100A	102	36	56	19.8	15 7/16"	30.45
CX110A	110	39	61	21	16 9/16"	32.35
CX120A	119	42	66	23	17 11/16"	34.30

"C" TYPE - .250" AIRGAP

CX15C	15	5	8.3	2.8	3 13/16"	$10.20
*CX25C	28	10	15.5	5.5	4 9/16"	12.50
CX40C	40	13	22	7	5 3/16"	14.35
*CX55C	56	15	31	8	5 13/16"	16.15
CX70C	72	18	40	10	6 7/16"	18.00
CX85C	88	21	49	11.5	7 1/16"	19.85
*CX100C	108	24	60	13	7 11/16"	21.60
*CX120C	120	26	66	14.5	8 5/16"	23.45
CX135C	136	29	75	15	8 13/16"	25.25
*CX150C	152	32	83	17	9 9/16"	27.00
CX170C	168	34	93	18.5	10 3/16"	28.95
CX185C	184	37	102	20	10 13/16"	30.75
*CX200C	200	40	112	22	11 7/16"	32.50

*Units thus marked are stock models. All other types available on order.

Standard plate thickness in all models. 1/16". Available on special order, 3/32" plates at 10% additional.

Special features—We are prepared to furnish quotations on gear drive, ball bearings, ganged units, or other types of special design.

Explanation: The type of each condenser designates its capacity and plate spacing as follows:

CX100 indicates 100 mmfd per section.

Letters A, B, C, or D denote plate spacing: A—.500", B—.375", C—.250", D—.187". Following N# denotes Neutralizing plates.

Type HDV assembly mounted on any type of condenser . . . . $5.00 Net
Type HD or HDL Jack Bar mounted on condenser . . . . . $2.75 Net
Type TVH assembly mounted on condenser . . . . . $4.25 Net

B&W LOW-POWER COILS and BAND SWITCHING ASSEMBLIES

B&W "BAND-HOPPERS"

The Mighty Midgets of Band Switches!

Sturdy, unbelievably compact, low in price! These reliable practical units are now available in two completely redesigned units . . . improved throughout. Cover all five bands, yet require very little space. Panel control.

Model 2A—(25 Watt Rating)—For interstage coupling with beam power tubes. **Net $3.25**

Model 2AB—(50 Watt Rating)—For interstage coupling between beam power tubes and triodes or high-powered beam tubes. . . . . **Net $3.50**

"BABY" AIR INDUCTORS

(25 Watt Rating)

Just the thing for crowded layouts, portables, field transmitters! The smallest, most efficient, most practical 25-Watt coils ever available to amateurs. "BABIES" measure only 1½" x 1¼", are made by a special B&W process which insures perfect air-spacing, maximum strength, fine appearance and ultra-high efficiency with an absolute minimum of insulating material. Available in five types, from 10 to 160 meters. Conservatively rated. Universal 5-prong Alsimag 196 bases.

Net, Any Type **$0.75**

Straight Coil	Center Tapped	End Linked	Center Linked	Inductance	*Capacity
160M	MC	MEL	MCL	90	90
80M	MC	MEL	MCL	40	50
40M	MC	MEL	MCL	14	35
20M	MC	MEL	MCL	3.5	35
10M	MC	MEL	MCL	1.1	30

*Total effective capacity required to effect resonance on low frequency end of specified band.

"BABY" TURRETS

35-Watt Rating

These compact 5-band switching units cover amateur bands from 10 to 160 meters. They may be tuned in all types of service with any of the 100 mmfd. midget condensers. Their sturdy construction and unique design assure permanent coil alignment and maximum efficiency with a minimum number of tubes. Four types — BTM, straight untapped; BTCT, center tapped; BTEL, end linked and BTCL, center linked—provide vastly improved band-switching efficiency in low-power transmitters and exciter stages.

Net, Any Type **$5.25**

Prices Subject to Change Without Notice

Copyright by U. C. P., Inc.

CROWE Remote CONTROLS for AUTOMOBILE RADIOS

EXACT CUSTOM STYLING TO MATCH ALL CARS

QUICKLY INSTALLED AND EASILY CHANGED FROM CAR TO CAR

Typical "A" Kits

"A" SERIES PANEL KITS — List Price $3.60 ea.

FOR 1941 CARS

A-19859 BUICK
A-19860 CADILLAC
A-19861 CHEVROLET
A-19862 CHRYSLER
A-19863 DE SOTO
A-19864 DODGE
A-18853 LINCOLN
A-19866 FORD MERCURY
A-19855 HUDSON
A-19869 NASH
A-19870 OLDSMOBILE
A-19871 PACKARD
A-19873 PLYMOUTH Spec. De L.
A-19874 PLYMOUTH Std. & De L.
A-19875 PONTIAC
A-19878 STUDEBAKER
A-14642 WILLYS-AMERICAR

FOR 1940 CARS

A-18847 BUICK
A-18848 CADILLAC LA SALLE
A-18849 CHEVROLET
A-18850 CHRYSLER
A-18851 DE SOTO
A-18852 DODGE
A-18851 FORD Stand.
A-18880 FORD Deluxe
A-18855 HUDSON
A-18853 LINCOLN ZEPHYR (Same '41)
A-18856 MERCURY
A-18857 NASH
A-18858 OLDSMOBILE
A-18859 PACKARD 6 & 120
A-18860 PACKARD 8-160
A-18862 PLYMOUTH DeLuxe
A-18866 PLYMOUTH Road King
A-18861 PONTIAC
A-18863 STUDEBAKER Comdr. & Pres.
A-18864 STUDEBAKER Champ. Stand.
A-18955 STUDEBAKER Champ. Del.
A-14642 WILLYS (Same as '41)

FOR 1939 CARS

A-17010 BUICK
A-17020 CADILLAC LA SALLE
A-17030 CHEVROLET
A-17040 CHRYSLER
A-17050 DE SOTO
A-17060 DODGE
A-17080 FORD
A-17100 HUDSON 112 & 6
A-17110 HUDSON Country Club
A-14260 HUPMOBILE Senior
A-17070 LINCOLN ZEPHYR
A-17120 MERCURY
A-17130 NASH Ambassador
NASH LaFayette
A-17140 OLDSMOBILE
A-17190 OVERLAND
A-17145 PACKARD 6 & 120
A-17160 PACKARD Super 8
A-17150 PLYMOUTH DeLuxe
A-17155 PLYMOUTH Road King
A-17165 PONTIAC
A-17170 STUDEBAKER Comdr.
A-17180 STUDEBAKER Pres.
A-18864 STUDEBAKER Champ. Stand. (Same as '40)
A-18955 STUDEBAKER Champ. DeL. (Same as '40)
A-14642 WILLYS (Same as '41)

FOR 1938 CARS

A-14233 BUICK
A-14235 CADILLAC LA SALLE
A-14254 CHEVROLET
A-14518 CHRYSLER Roy. & Imp.
A-15893 CHRYSLER N. Y. Spec.
A-14520 DE SOTO
A-14239 DODGE
A-14451 FORD
A-14703 GRAHAM
A-14263 HUDSON 83, 84, 85, 86 & 87
A-15926 HUDSON 112
A-14260 HUPMOBILE (same as '39)
A-11241 LINCOLN ZEPHYR
A-14522 NASH Ambassador
A-14244 NASH LaFayette
A-14262 OLDSMOBILE
A-14258 PACKARD 6 & 8
A-14237 PLYMOUTH De Luxe
A-15928 PLYMOUTH Road King Late (with ash tray)
A-15966 PLYMOUTH Road King Early (without ash tray)
PLYMOUTH Standard
A-14252 PONTIAC
A-14256 STUDEBAKER
A-14453 TERRAPLANE
A-14642 WILLYS (Same as '41)

FOR 1937 CARS

A-11570 BUICK 40 & 60
A-11571 BUICK 80 & 90
A-11572 CADILLAC LA SALLE
A-11573 CHEVROLET
A-11574 CHRYSLER Airfl. 8
A-13070 CHRYSLER Roy. & Imp.
A-13066 DE SOTO
A-13064 DODGE
AB-17930 UNDER-DASH for cars not listed above.
A-11579 FORD DeLuxe
A-12068 FORD Stand.
A-12987 HUDSON TERRAPLANE
A-13060 NASH LA FAYETTE
A-11582 LINCOLN ZEPHYR
A-11583 OLDSMOBILE
A-11584 PACKARD 115
A-11585 PACKARD 120
A-13062 PLYMOUTH DeLuxe
A-11587 PONTIAC
A-11589 STUDEBAKER President
A-11588 STUDEBAKER Dictator
A-12017 STUDEBAKER Dictator Business Coupe
A-14642 WILLYS (Same as '41)

FOR 1936 and 1935 CARS

A-11604 BUICK '36
A-11572 CADILLAC '36 LA SALLE '36 (same as '37)
A-11606 CHEVROLET '36
A-11627 CHEVROLET '35
A-11608 CHRYSLER Airfl. & Imp. '36
A-11607 CHRYSLER Airst'm. 6 '36
A-11609 CHRYSLER Airst'm. 8 '36
A-11628 CHRYSLER '35
A-11610 DE SOTO Airfl. '36
DE SOTO Cust. Airst'm. '36
A-11611 DE SOTO Airst'm DeLuxe '36
A-11629 DE SOTO '35
A-11612 DODGE '36
A-11630 DODGE '35
A-11613 LINCOLN ZEPHYR '36
FORD '35
FORD DeLuxe early '36
FORD Stand. early '36
A-11614 FORD Stand. late '36
A-11615 FORD DeLuxe late '36
A-11617 FORD '34
HUPMOBILE 8 '36 & '35
A-11618 HUPMOBILE 6 '36 & '35
A-11616 HUDSON '36
A-11619 LA FAYETTE '36
A-11620 NASH '36
A-11621 OLDSMOBILE '36
A-11631 OLDSMOBILE '35
A-11622 PACKARD 120 '36
A-11639 PACKARD 120 '35
A-11623 PLYMOUTH DeLuxe '36
A-11632 PLYMOUTH DeLuxe early '35
A-11633 PLYMOUTH DeLuxe late '35
A-11624 PONTIAC '36
A-11634 PONTIAC '35
A-11625 STUDEBAKER Dictator '36
A-11626 TERRAPLANE '36

TUNING CONTROL UNITS

T-1 TUNING UNITS — WITHOUT SWITCHES

For operating the dial and rotating the flexible shaft that turns the variable condenser of the radio.

Part No.	Ratio in 360°	Part No.	Ratio in 360°
706-T1	6 to 1	712-T1	12 to 1
708-T1	8 to 1	716-T1	16 to 1
710-T1	10 to 1	720-T1	20 to 1

List Price, any T1 unit above — $1.75 each

T-2 TUNING UNITS — WITH SWITCHES

Same as T-1 units above except each unit also has switch for 2-point bass-treble or music-speech tone control, or for sensitivity control.

Part No.	Ratio in 360°
712-T2	12 to 1
716-T2	16 to 1
720-T2	20 to 1

List Price, any T2 unit above, $2.35 each

VOLUME CONTROL UNITS

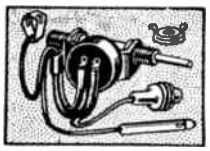

700-V1—No switch, no tone control. **List Price**....ea. $0.75

700-V2—Combination On-Off switch. Switch is operated by volume knob. **List Price**....ea. $1.85

700-V3—Independent On-Off switch. Switch is operated by secondary wing knob back of volume knob. **List Price**, ea. $2.15

700-V6—On-off switch and variable tone control (¼ meg. linear taper). Switch is operated by volume knob; tone control is operated by secondary wing knob back of volume knob. **List Price**....ea. $2.80

700-V7—Variable tone control. No switch. Tone control is operated by secondary wing knob back of volume knob. **List Price**....ea. $1.90

700-V33—Same as 700-V3 above except for use with Philco models 818, 818-K and 819. **List Price**....ea. $2.80

700-V65—Volume unit for all '37 and '38 Delco radios, also R-876 1939 model. Same as 700-V6 above except tone control is 1/10 megohm. Includes shielded tone lead with plug. **List Price**....ea. $3.55

COMBINATION CONTROL and SHAFT PACKAGES

FOR ARVIN Models 720, 7-A, 9-A, 18, 19, 22-A, 28, 29, 32, 33, 38, 39, 42, 44-C, 710 and 810. Includes 716-T1 and 700-V2 controls, S-17558 pair of 24" shafts.

No. C-18500—List Price....ea. $5.35

FOR DELCO Models 695, 696, 631, 631-A, 632, 633, 634, 635, R-640, R-641, R-642, R-643, R-661, R-665, R-666, R-667, R-668, R-669, R-676, R-686. Includes 712-T1 unit with stop, 700-V65 unit, S-17557 pair of 21" shafts.

No. C-18000—List Price....ea. $7.05

FOR DELCO Models 500, 626, 627, 628, 629 and 630. Same as C-18000 above except volume unit is 700-V2, which has no tone control.

No. C-17600—List Price....ea. $5.35

Copyright by U. C. P., Inc.

CROWE Remote CONTROLS for AUTOMOBILE RADIOS

EXACT CUSTOM STYLING TO MATCH ALL CARS

QUICKLY INSTALLED AND EASILY CHANGED FROM CAR TO CAR

Typical "B" Kit

Typical "C" Kit

"B" SERIES PANEL KITS — List Price $3.60 ea.

"B" Series Panel Kits for Arvin—820 and 821 Firestone S-7407-5 Philco—AR-7, AR-8, AR-9, 937-X and 938-KX Silvertone—6302 and 6306

FOR 1941 CARS	B-19914 BUICK B-19915 CADILLAC B-19916 CHEVROLET B-19917 CHRYSLER B-19918 DE SOTO	B-19919 DODGE B-19921 FORD and MERCURY B-19924 HUDSON B-19925 NASH	B-19926 OLDSMOBILE B-19991 PACKARD B-19927 PLYMOUTH Spec. De Luxe	B-19928 PLYMOUTH Std. & De Luxe B-19929 PONTIAC
FOR 1940 CARS	B-19025 BUICK B-19026 CADILLAC & LA SALLE	B-19027 CHEVROLET B-19028 CHRYSLER B-19029 DE SOTO B-19030 DODGE	B-19032 FORD Stand. B-19044 FORD DeLuxe B-19033 HUDSON B-19034 MERCURY	B-19036 OLDSMOBILE B-19039 PLYMOUTH DE LUXE B-19040 PLYMOUTH ROAD KING B-19041 PONTIAC
FOR 1939 CARS	B-17800 BUICK B-17810 CADILLAC & LA SALLE	B-17820 CHEVROLET B-17830 CHRYSLER B-17840 DE SOTO	B-17850 DODGE B-17870 HUDSON 90-92 B-17880 HUDSON 93-95-97	B-17890 OLDSMOBILE B-17900 PLYMOUTH DE LUXE B-17910 PONTIAC

AB-17930 UNDER-DASH

"C" SERIES PANEL KITS — List Price $2.00 ea.

"C" Series Panel Kits for Philco Models—AR-4, AR-5, AR-9, AR-40, AR-45, AR-50, AR-55, AR-65 and AR-75

FOR 1941 CARS	C-19930 BUICK C-19931 CADILLAC C-19932 CHEVROLET C-19933 CHRYSLER C-19934 DE SOTO	C-19935 DODGE C-17943 LINCOLN C-19937 FORD MERCURY C-19940 HUDSON	C-19942 OLDSMOBILE C-19752 PACKARD C-19943 PLYMOUTH Spec. De Luxe	C-19944 PLYMOUTH Std. & De Luxe C-19945 PONTIAC C-19946 STUDEBAKER
FOR 1940 CARS	C-17937 BUICK C-17938 CADILLAC & LA SALLE C-17939 CHEVROLET C-17940 CHRYSLER C-17941 DE SOTO	C-17942 DODGE C-17945 FORD DeLuxe C-17944 FORD Standard C-17947 HUDSON C-17943 LINCOLN ZEPHYR (Same as '41)	C-17946 MERCURY C-17948 OLDSMOBILE C-17935 PACKARD 110 and 120 C-17951 PACKARD 8-160 C-17952 PLYMOUTH DeLuxe C-17953 PLYMOUTH Road King	C-17954 PONTIAC C-17956 STUDEBAKER Champ. DeLuxe '39 and '40 C-17957 STUDEBAKER Champ. Standard '39 and '40 C-17955 STUDEBAKER Comdr. & President

SEE OTHER PAGE FOR "A" TYPE KITS FOR OTHER RADIOS

FLEXIBLE SHAFT AND CASING ASSEMBLIES WITH FITTINGS FOR CROWE CONTROLS

SERVICEMEN'S STOCK PACKAGE

Contains 20 shaft and casing assemblies, (10 pairs); casing are all 24" long to fit nearly any installation. Already equipped with 3/8"-20 casing nut and spade shaft tip to fit Crowe controls. Other end of each assembly is plain, so you can attach whatever fittings are needed to match the radio. Same as No. S-13022, except price is less when purchased in this standard quantity.

No. S-17657 Stock Package. List Price, each **$14.00**

For end-fittings to use with these assemblies, see below

END FITTINGS FOR FLEXIBLE SHAFTS and CASINGS

Supplied in standard packages as listed here.

FITTINGS FOR FLEXIBLE SHAFTS

Part No.	Description	Pcs. Per Pkg.	List Price Per Pkg.
P-11691	Narrow-slot tip (Philco)	20	$1.20
P-11983	Standard-slot tip	20	1.20
P-11984	Standard-spade tip*	20	1.20
P-12847	Standard-blunt tip	20	1.20
P-12848	Medium-slot tip (G-M)	20	1.20
P-12896	Long-spade tip (G-M)	20	1.20

FITTINGS FOR FLEXIBLE CASINGS

Part No.	Description	Pcs. Per Pkg.	List Price Per Pkg.
P-11394	3/8—32 casing nut*	20	$1.00
P-11395	Ferrule for 3/8 casing nut*	20	.80
P-11692	Ferrule for 1/2—20 casing nut	20	1.20
P-11693	1/2—20 casing nut	20	1.40
S-12251	Casing adapter—For fastening plain-end casings to Crowe controls	4	1.60
P-12670	Ferrule with enlarged end	10	1.20

*Fits all controls listed on preceding page.

EXTRA KNOBS

FOR SERVICE REPLACEMENTS ON AUTO RADIOS

FOR 1/8" SHAFT—Exactly as supplied with Crowe panel kits. Fits 3/16" diameter round shafts, with flat. Outside diameter of knob about 11/16". Order by number.

Part No.	Color
11756	Light Grey
11757	Black
11758	Dark Taupe—Variegated
11759	Dark Grey
11760	Medium Taupe
11761	Silver Gray—Iridescent
11762	Wine Red—Translucent
11763	Medium Grey
11765	Dark Grey—Brown Variegated
11767	Dark Amber—Iridescent
14196	Pearl White
11769	Light Amber—Variegated
14200	Copper Brown—Mottled
11771	Dark Peach—Variegated
11772	Dull Orange
17049	Maroon

List Price—Box of ten (all of one color), per box..$1.50

11685 Chrome-plated Knob, fit same shaft as above.
List Price per box of ten.....$2.50

AUTOMATIC CUT-OUT

Saves Vibrator — Helps Starting

Automatically disconnects radio, heater, headlights, etc., when starter is in use.

Prolongs life of radio vibrator by eliminating backsurge that occurs when starter is used while radio is playing.

By reducing drain on battery, it insures hotter spark, quicker starting, and longer battery life. Easily installed. Complete with leads, fuse, mounting hardware and instructions for installation in all cars.

List Price .....ea. $2.95

FOR OTHER CROWE REMOTE CONTROL ITEMS ASK FOR CROWE BULLETIN No. 232 and No. 237

Copyright by U. C. P., Inc.

Stewart CUSTOM BUILT AUTO RADIO PANEL PLATES

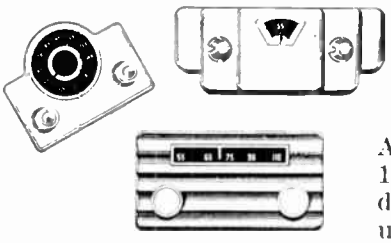

The panel plates illustrated are typical of all Stewart kits listed below. Each kit contains the custom panel plate, knobs and hardware with instruction for installation of the tuning unit on the instrument panel.

All cars prior to 1938 use the airplane type dial, and cars from 1938 to date use either the airplane, peep-hole or slide rule type dial, depending on the instrument panel. All of thse installations use the Stewart Single unit tuning control.

Car	Year	Model	Kit No.	List Price
Auburn	1934 -36	All	5529C	$2.50
Buick	1941	All	7369	$3.00
	1940	All	7169	3.00
	1939	All	6969	2.75
	1938	All	6169	2 50
	1937	40-60	5869	2 50
	1937	80-90	5877	2.50
	1936	All	5516	2.50
Cadillac	1941	All	7368	$3.0C
	1940	All	7168	2.75
	1939	All	6968	2.75
	1938	All	6168	2.75
	1937	All	5868	2.50
	1936	All	5530	2.50
	1935	All	5532	2.50
Chevrolet	1941	Master Deluxe	7362	$3.50
	1941	Special Deluxe	7361	3.50
	1940	Master 85	7162	2.75
	1940	Master Deluxe, Special Deluxe	7161	2.75
	1939	All	6962	2.50
	1939	Canadian	6962A	3.50
	1938	All	6162	2.50
	1937	All	5862	2.50
	1935 -36	All	5511	2.50
Chrysler	1941	All	7360	$2.75
	1940	All	7160	2.75
	1940	Canadian	7160A	2.75
	1939	All	6960	2.75
	1938	Royal & Imperial	6160	2.75
	1937	Airflow 8, Airflow Imperial	5865	2.50
	1937	Royal	5860	2.50
	1937	Imperial	5861	2.50
	1936	Six	5519	2.50
	1936	Deluxe 8	5520	2.50
	1936	Airflow 8, Airflow Imperial	5521	2.50
	1934 -35	Six, Deluxe 8	5537BW	2.50
	1934 -35	Airflow 8, Airflow Imperial	5529CU	2.50
De Soto	1941	All	7359	$2.75
	1940	All	7159	2.75
	1939	All	6959	2.75
	1938	All	6159	2.50
	1937	All	5859	2.50
	1936	Airstream, Airflow Custom	5526	2.50
	1936	Deluxe	5527	2.50
	1935	All	5537RWG	2.50
	1934	All	5537BW	2.50
Dodge	1941	All	7358	$2.75
	1940	All	7158	2.75
	1940	Canadian	7158A	2.75
	1939	All	6958	2.75
	1939	Stand. Canadian	6958A	2.75
	1939	Deluxe Canadian	6961	3.00
	1939	Custom Canadian	6958	2.75
	1938	All	6158	2.50
	1937	All	5858	2.50
	1936	All	5513	2.50
	1935	All	5537RW	2.50
	1934	All	5537BL	2.50
Ford	1941	All	7363	$3.50
	1940	Standard	7163	2.75
	1940	Deluxe	7164	2.75
	1939	Standard	6963	2.50
	1939	Deluxe	6964	2.50
	1938	All	6163	2.50
	1937	Staudard	5864	2.50
	1937	Deluxe	5863	2.50
	1936	Standard	5510S	2.50
	1936	Standard (late)	5510RM	2.50
	1936	Deluxe	5510D	2.50
	1936	Deluxe (late)	5510SW	2.50
	1935	Standard	5536S	2.50
	1935	Deluxe	5536D	2.50
	1934	Deluxe	5538RWF	2.50
Graham	1941	Hollywood	7379	$2.75
	1940	All	7179	2.75
	1939	All	6979	2.75
	1938	All	6179	2.50
Graham	1937	Crusader	5873	$2.50
	1937	Cavalier, Super Charger	5879	2.50
	1936	No Car	.....	
	1935	All	5537RWL	2.50
Hudson	1941	All	7370	$2.50
	1940	All	7170	2.75
	1939	90-92	6971	2.75
	1939	93-95-97	6970	2.75
	1938	6, 8	6170	2.50
	1938	112	6170A	2.50
	1937	All (Left comp opening)	5870	2.50
	1937	All (Center Opening)	5882	2.50
	1936	All	5517	2.50
	1935	All	5538RW	2.50
	1934	All	5538BW	2.50
Hupmobile	1939	All	6982	$2.75
	1938	All	6182	2.75
	1937	No Car	.....	
	1934 '35& '36	All	5537BW	2.50
La Salle	1940	All	7168	$2.75
	1939	All	6968	2.75
	1938	All	6168	2.75
	1937	All	5868	2.50
	1936	All	5530	2.50
	1935	All	5532	2.50
Lincoln Zephyr	1941		7366	$3.00
	1940		7166	2.75
	1939		6966	2.75
	1938		6166	2.50
	1937		5866	2.50
	1936		5510D	2.50
Mercury	1941	All	7365	$3.50
	1940	All	7165	2.75
	1939	All	6965	2.50
Nash	1941	All	7356	$2.75
	1940	All	7156	2.75
	1939	All	6956	2.75
	1938	Ambassador	6156	2.75
	1938	Lafayette	6155	2.50
	1937	Ambassador	5856	2.50
	1937	Lafayette	5855	2.50
	1935 -36	Ambassador	5529N	2.50
	1935 -36	Lafayette	5529L	2.50
Oldsmobile	1941	All	7378	$2.75
	1940	All	7178	2.75
	1939	All	6978	2.75
	1939	60 Canadian	6978A	3.50
	1938	All	6178	2.75
	1937	All	5878	2.50
	1936	All	5514	2.50
	1935	All	5539	2.50
Packard	1941	All	7353	$2.75
	1940	110,120(Chrome)	7151	2.75
	1940	110,120	7153	2.75
	1940	110, 120 (Walnut Grain)	7155	2.75
	1940	160 (Chrome)	7149	2.75
	1940	160 (Grain)	7154	2.75
	1940	180	7152	2.75
	1939	Six, 120	6953	2.75
	1939	Super 8 & 12	6954	2.75
	1938	Six, Eight	6153	2.50
	1938	Super 8 & 1a	6154	2.75
	1937	120C	5854	2.50
	1937	Six	5853	2.50
	1937	Super 8 & 12	5872	2.50
	1936	120 B	5524BR	2.50
	1936	Eight, Super8&12	5525	2.50
	1935	120	5524BL	2.50
	1935	Eight, Super8&12	5525	2.50
Plymouth	1941	Standard Deluxe	7357	$2.50
	1941	Special Deluxe	7367	2.50
	1940	Road King	7157	2.75
	1940	Deluxe (Grain)	7167	2.75
	1940	Deluxe (Chrome)	7171	2.75
	1939	Road King	6957	2.50
	1939	Deluxe	6967	2.50
Plymouth	1938	Standard	6157	$2.50
	1938	Deluxe	6167	2.50
	1937	Standard	5857	2.50
	1937	Deluxe	5867	2.50
	1936	Standard	5529CU	2.50
	1936	Deluxe	5512	2.50
	1935	Standard	5529CU	2.50
	1935	Deluxe (Striped Grain)	5537GR	2.50
	1935	Deluxe (Brown Walnut)	5537BWL	2.50
	1934	All	5537BL	2.50
Pontiac	1941	All	7374	$3.50
	1940	All	7174	2.75
	1939	All	6974	2.75
	1939	Canadian	6974A	3.50
	1938	All	6174	2.50
	1937	All	5874	2.50
	1936	Standard	5515S	2.50
	1936	Deluxe	5515D	2.50
	1936	Deluxe (late)	5515DU	2.50
	1935	All	5515S	2.50
Reo	1936	Flying Cloud	5537CS	$2.50
	1935	Flying Cloud	5537BL	2.50
Studebaker	1941	All	7350	$2.75
	1940	Commander, President	7150	3.00
	1939 -40	Champion Deluxe	6949	3.00
	1939 -40	Champion	6948	3.00
	1939	Commander	6950	2.75
	1939	President	6951	2.75
	1938	All	6150	2.50
	1937	Dictator	5851	2.50
	1937	Dictator Business Coupe	5850	2.50
	1937	President	5852	2.50
	1937	President State	5852A	2.50
	1936	Dictator	5522	2.50
	1936	President	5523	2.50
	1934 -35	All	5529CU	2.50
Terraplane	1938	All	6171	$2.50
	1937	70 (Commercial Body)	5871	2.50
	1937	71-72 (Left com'p Opening)	5870	2.50
	1937	71-72 (Center Opening)	5882	2.50
	1936	All	5518	2.50
	1935	All	5538RW	2.50
	1934	All	5538BW	2.50
Willys	1941	All	7381	$2.75
	1940	Standard	7180	2.75
	1940	Deluxe	7181	2.75
	1938 -39	All	6181	2.50
	1937	All	5881	2.50
Under panel		Black	5876	$2.50
		Chrome	5875	2.50

Copyright by U. C. P., Inc.

Stewart AUTO RADIO REMOTE CONTROLS

TUNING UNITS

Standard universal tuning unit, for use with all Stewart custom built panel plates from 1934 to date.

No. 5500B Standard tuning unit with pilot light (25" lead).

List Price **$2.65**

Furnished in gear ratios of 6:1, 8:1, 10:1, 12:1, 16:1, 20:1, and 21:1.

No. 5500S Standard tuning unit, with tuning stop and pilot light (25" lead) ..... **List Price $2.65**

Furnished in gear ratios of 12:1, 16:1, and 20:1.

Specify gear ratio.

Deluxe universal tuning unit, for use with all Stewart custom built panel plates from 1934 to date. This unit has a local distance switch incorporated in it which is operated by a secondary wing knob.

No. 5653 Deluxe tuning unit, with pilot light (4½" lead).

List Price **$3.85**

Furnished in gear ratios of 6:1, 8:1, 10:1, 12:1, 16:1, 20:1, and 21:1.

No. 5653S Deluxe tuning unit with tuning stop and pilot light (4½" lead) ..... **List Price $3.85**

Furnished in gear ratios of 12:1, 16 1, and 20 1.

Specify gear ratio.

PILOT LIGHTS

No. 5426-6 Pilot light with 6 inch lead wire (not shielded).

List Price **$0.40**

No. 5426-25 Pilot light with 25 inch lead wire (shielded).

List Price **$0.50**

GEAR ASSEMBLIES

For changing the gear ratio of any Stewart tuning unit.

No. 5423 Gear Assembly (no slip gear) furnished in gear ratios of 6 1, 8:1, 10:1, 12:1, 16:1, 20:1, and 21:1. ..... **List Price $0.40**

No. 5423-A Gear Assembly (Slip Gear) furnished in gear ratios of 12:1, 16:1, 20:1, and 21:1.

List Price **$0.55**

Specify ratio when ordering.

UNIVERSAL APPLICATION

One single control unit for practically all auto radio receivers furnished in any gear ratio, with other optional features such as on and off switch, local distance switch, volume control and variable tone control. One control unit allows either peep-hole, slide rule or airplane dial installation—resulting in complete market coverage for practically all auto radio receivers with a small inventory —less investment.

INDIVIDUAL CAR STYLING

Custom Built Panel Plates styled to harmonize with the instrument panel and its fittings—giving individual instrument panel installation for all popular cars from 1934 to 1940 inclusive. One single control unit for all Stewart custom built panel plates.

EASY INSTALLATION

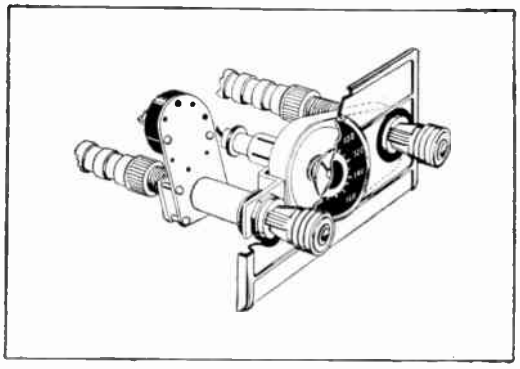

The Stewart auto radio remote control consists of two separate mechanisms, tuning unit and volume control unit. This construction permits on-the-panel installations with any Stewart panel kit, easily and quickly.

VOLUME CONTROLS

No. 5501 Standard Volume Control Shaft. ..... **List Price $0.40**



No. 5659 Volume Control with on and off switch..... **List Price $1.25**



No. 5661 Volume Control with on and off switch and variable tone control. Tone control being operated by a secondary wing knob.

List Price **$2.90**

INSTALLATION & CONVERSION ASSEMBLIES



For Arvin, Delco and Philco manual control auto radios; adapt any of the above auto radios to all popular cars when the correct Stewart panel kit is added.

No. 6992—For all Arvin models from 1935 to and including 1941.

List Price **$6.75**

No. 6990—For all Delco models from 1935 to and including 1941.

List Price **$7.50**

No. 6991—Same as above, less tone control. ..... **List Price $6.75**

No. 5886—For Philco models CT2, C1452, 805, 806, 816, 826, 827, 827K, 828, 828K, 829.

List Price **$6.35**

No. 6985—For Philco models 926, 927, 928K, 936, 937, 938K.

List Price **$4.00**

Copyright by U. C. P., Inc.

Belden ★ AERIAL WIRE · LEAD-IN WIRE · ACCESSORIES

Belden Aerial Wire

FULL GAUGE AND WEIGHT

Stranded Beldenamel

Number	Length in Feet	Size
8005	1000 spool	7 x 22
	Solid Beldenamel	
***8008**	1000 spool	12

All-Rubber Lead-in Wire

Easy stripping—easy soldering. All made of 7 strands of tinned copper wire with extra thick rubber sheath as indicated. (.031" = 1/32")

Number	Length in Feet on Spool	Size	Rubber Thickness	Outside Diameter of Wire
8200	1000	18	.040"	.126"

Belden Shielded Lead-in Wire

Size 16 stranded, rubber thickness indicated, tinned copper shield. For any audio or radio frequency circuits.

Number	Length in Feet on Spool	Rubber Wall	Frequency (Kc.)	Surge Impedance (Ohms)	Power Factor (Per Cent)	Maximum Capacity mmf. per Ft.
8206	250	1/32"	1500	33.5	1.78	63.0
			10000	33.8	1.52	62.0

Belden Arresters—Insulators

8896—Belden standard size bakelite resistor type arrester dissipates destructive charges induced in the aerial system. Listed as standard by Underwriters'. Furnished with $100.00 guarantee.

8814—Glass insulators 3" over-all length.

Belden ★ TRANSMISSION LINE CABLES

These Transmission Cables will meet the requirements for all the frequencies in the audio to and including the television or frequency modulation range.

14 Stranded (19 x 28) tinned, low-loss rubber compound, tinned copper shield, tough vulcanized rubber sheath. O.D. = .460"

12 Solid tinned, low-loss insulating bead, tinned copper shield, cotton wrap, vulcanized rubber sheath. O.D. = .475"

72-Ohm Coaxial Cables

Designed for use as antenna receiving or transmitting cables; also for photo-electric or other circuits where characteristics fit the application.

Number	Length in Feet On Spool	Frequency (Kc.)	Surge Impedance (Ohms)	Power Factor (Per Ct.)	Capacity Bet. Condrs. (mmf. Per Ft.)	D. B. Loss Per 100 Ft.	Q Value	Min. Punct. Volt.	Max. Load Capacity (Watts)
***8216**	250c†	100	67.8*	.69	28.0	.031	145.	40000	1000
		1500	69.3*	.68	26.8	.225	148.		
8217	100c†	10000	75.8*	.060	16.6	.377	1665.		
		40000	77.0*	.060	15.9	.620	1607.		
		100000	77.8*	.060	15.0	1.06	1607.		

EO1 Type, 12 solid, cellophane wrap, .035" rubber, twisted pair, over-all cotton braid, weather-proofed.

Transmitting Line Cable

8210	500†	10000	73.7*	2.53	29.7	2.230	39.5
		40000	73.0*	1.12	29.7	6.300	89.0
		100000	73.0*	1.12	29.7	10.450	89.0

For the majority of all-wave receivers and of any half-wave di-pole antenna. 18 Stranded tinned, cotton wrap, low capacity rubber, color coded, twisted pair, over-all white cotton braid, weather-proofed.

72-Ohm Twisted Pair

For Broadcast and Short Wave

8204	500†	100	66.4*	1.29	34.5	.062	10000	250
		1500	67.7*	1.42	33.5	.357		
		10000	68.4*	1.93	32.5	2.11		
		40000	68.9*	2.02	31.9	6.25		
		100000	69.6*	2.00	31.0	15.600		

Recommended for lead-ins where interference is great. 18 Stranded tinned, cotton wrap, rubber covered, color coded, twisted pair; paper wrap and tinned copper shield over twisted pair—over-all white cotton braid, weather-proofed.

Shielded Twisted Pair

8209	500†	100	75.5*	1.29	24.2	.052	10000	250
		1500	76.8*	1.42	23.4	.270		
		10000	77.7*	1.93	22.7	1.720		
		40000	77.7*	1.83	22.3	4.350		
		100000	79.2*	1.83	21.7	11.100		

22 Stranded tinned, paper wrap, rubber covered, color coded, twisted pair, over-all black cotton braid, weather-proofed.

Commercial Type Twisted Pair

8205	500†	100	92.5	5.74	23.8
		1500	95.8	3.88	22.3
		10000	96.0	3.63	21.3

*New put-up or color. *Value of surge impedance may vary ± 10% from the nominal 72-ohm or 100-ohm values.
†Length may vary ± 10%. c = Coils. All wires furnished on spools, except where indicated by letter "c", which indicates coils.

Belden Manufacturing Company, Chicago, U. S. A.

Copyright by U. C. P., Inc.

Belden ★ SOLDERING IRONS · CORDS · TERMINALS

Belden Head Phone Cords

5-Foot cords of extra flexible moisture-proof rubber covered tinsel cords, over-all durable mercerized brown cotton braid. "Y" arm sections additional 15", coupled in series.

8872—Head phone set pin tips all ends.

8873—Head phone set spade tips—4-phone ends, pin tips plug end.

Belden Terminal Assortment

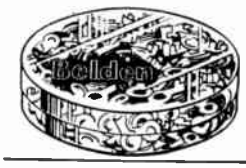

8994—100 Assorted Belden Terminals in clear-view carton. Includes:

20—8995	25—8997
10—8996	10—8998
35—8999	

Belden Terminals

Tinned—easy to solder—packed in clear-view cartons that are easy to stock and handle.

Screw Size	8	10	8	7	8
Number	**8995**	**8996**	**8997**	**8998**	**8999**

Soldering Irons

Three Belden soldering irons provide a range of sizes to take care of practically all radio service and communications work. Sturdy construction throughout assures long service life.

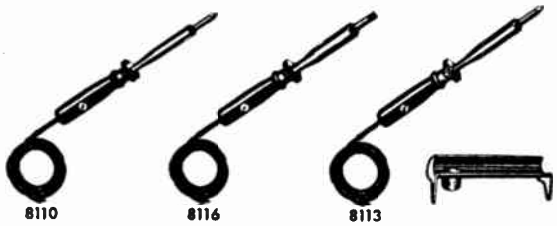

8110—80-Watt iron with 3/8" tip. For light work. Complete with stand including tip cleaner.
8113—100-Watt iron with 3/8" tip. For medium light service. Complete with stand including tip cleaner.
8116—150-Watt iron with 1/2" tip. For medium heavy work, chassis spotting, etc. Complete with stand.

Soldering Iron Replacements

8111—80-Watt element for 8110.
8114—100-Watt element for 8113.
8117—150-Watt element for 8116.
8112—Tip (3/8") for 8110 or 8113.
8118—Tip for 8116.
8119—Heater cord only. 6-Ft. Belden 3000-cycle heater cord with Belden Unbreakable Soft Rubber Plug. Opposite end stripped and tinned.

Belden ★ MICROPHONE CABLE



8401 For ribbon or crystal and single-button carbon microphones—or low impedance transmission lines. Belden developed low capacity rubber core and special stranding give extra flexibility plus unusual tensile strength.

8411 For lapel microphones.

8431 For phonograph pick-ups—(over-all cotton braid).

Number	Length in Feet on Spool	Number of Conductors	Size	MAXIMUM CAPACITY MMF. PER FT. Between Conductor and Shield	Between Conductors	Outside Diameter
8401	500†	1	25	25		.245"
8411	100	1	25	35		.155"
8431	100	1	20	55		.160"

For double-button carbon microphone circuits using the shield as the grounded connection and for low impedance, 50- to 500-ohm transmission lines—or for coupling a pre-amplifier to a power amplifier, employing the shield as a ground.

Two Conductor—Carbon Microphone

8422	100	2	20	70	37	.280"
8422	500†	2	20	70	37	.280"

For double-button carbon microphones feeding a mixer panel or circuits in which the diaphragm of the microphone must be above ground potential, yet shielded from transient fields.

For double-button carbon microphone circuits in which the attenuation control is located at the microphone and employs two of the four conductors of the cable.

For condenser microphone transmission line and power supply to microphone head amplifier.

For condenser microphone circuit with remote control switch or pilot light at microphone.

For auto-radio test instruments and acid resisting analyzer cable.

Three to Seven Conductor

***8423**	250	3	20	65	37	.280"
***8424**	250	4	20	67	35	.325"
***8425**	250	5	20	58	30	.380"
8426	100	6	20	60	27	.410"
8427	100	7	20	56	26	.430"

For temporary indoor installations of low impedance or carbon microphone transmission circuits. 20 (Stranded tinned), paper wrap, 1/64" rubber, color coded treated cotton braid, cabled, with tinned copper shield over-all.

Shielded—Without Rubber Sheath

***8432**	250	2	20	61	33	.215"
8433	100	3	20	55	30	.230"
8434	100	4	20	48	25	.270"

Belden ★ PA AND COMMUNICATING SYSTEM CABLES

Shielded Twisted Pair Type FOR INSIDE USE

19 Solid, double enameled, wrap cotton, color coded cotton braid, waxed, twisted pair, over-all bare copper shield. No. **8799**, 500 ft. spool, 2 conductors, .145" O.D.

Same construction as 8701, with over-all low-loss shield and cotton braid. No. **8702**, 500 ft. spool, 2 conductors, .165" O.D.

Armored Speaker Cable FOR INSIDE OR OUTSIDE USE

18 Stranded tinned, color coded cotton wrap, 2-conductors parallel, 1/64" rubber, paper wrap, over-all steel armor.
8212—500 Ft. spool, 2 conductors. **8204**—Unshielded Twisted Pair—see page 2.
8209—Shielded Twisted Pair—see page 2.

* New put-up or color. †Length may vary ± 10%.

Belden Manufacturing Company, Chicago, U. S. A.

Copyright by U. C. P., Inc.

Belden ★ MULTIPLE CONDUCTOR CABLE

Rubber Sheathed

For permanent magnet dynamic speakers and general power supply cable. 18 (41x34) Cotton wrap, 1/64" rubber, color coded, cabled with fillers, cotton wrap—over-all rubber sheath.

Number	Length in Ft. on Spool	No. Conductors	Thickness Rubber Sheath	Outside Diameter
8452	500†	2	.035"	.245"

For electro-dynamic speakers in which one audio circuit serves also as the return lead of the field supply and for speakers with a center-tapped input transformer requiring a three-conductor cable. Construction same as 8452.

8453	500†	3	.040"	.265"

For four-wire a-c or electro-dynamic speaker lines. Two 18 (41x34) balance 20 (26x34). Size 18—for lower resistance—for speaker field—heavy applications.

8454	500†	4	.040"	.260"

Over-all Glazed Cotton

Abrasion-proof "Basket-Weave" Braid

For permanent installation of speakers, remote control equipment, and multiple circuit, 500-ohm transmission lines.

Number	Length in Ft. on Spool	No. Conductors	Description	Outside Diameter
8443	500†	3	20 (Stranded tinned) paper wrap, .020" rubber, color coded, cabled, over-all brown braid.	.190"
8444	500†	4		.210"
8445	500†	5		.230"

For use where high current must be carried with a low potential drop.

8446	100	6	2—16 (Stranded tinned), 1/32" rubber balance, 20 (stranded tinned). Otherwise same as 8443.	.290"
8447	100	7		.310"
8448	100	8		.345"
8449	100	9		.360"

AUTO-RADIO WIRE

Automotive Primary Wires

Stranded tinned copper, wrap colored cellophane, rubber wall, over-all glazed cotton braid lacquered. 100' Spools; color: 8650, 8651, 8652 blue only.

PLAIN Number	O. D.	Size	Rubber Thickness	SHIELDED Number	O. D.
***8650**	.195"	12	.031"	**8654**	.225"
***8651**	.165"	14	.027"	**8655**	.195"
***8652**	.140"	16	.022"	**8656**	.170"

Auto-Radio Shielded Low Capacitance Lead-In Wire

8663—100-Ft. 20 stranded tinned, cotton wrap, low capacity rubber, rayon braid, tinned copper shield over-all. Maximum capacity between conductor and shield 33 mmf. O.D. = .230".

8664—100-Ft. same as 8663 with *rubber sheath* over-all. O.D. = .290".

Spark Plug Wires—PLAIN

8667—7 mm. Belden Pyro-Glaze.

SHIELDED

8665—7 mm. Belden Pyro-Glaze spark plug wire with tinned copper shield.

Extra Flexible Test Prod Wire

The outstanding feature of this wire is its great flexibility. 18 Stranded (65 x 36, tinned), cotton wrap, 3/64" rubber wall. O.D. = .140".

***8899**—500 Feet, red or black on spool.

High Voltage Test Prod Wire

8898—500 Feet, red or black on spool.

Tinned Copper Shielding

Tinned Copper—8661 fits 7 mm. spark plug wires.

Number	Length in Ft. on Spool	Inside Diameter
8661	50	3/8"
8661	250	3/8"
8660	50	13/64"
8660	250	13/64"
8662	50	25/32"
8662	250	25/32"

Beldenamel Magnet Wire on ½-Pound Spools

Size	Turns per Linear Inch	Turns per Square Inch	Approximate No. ft. on ½ Lb. Spool
14	14.7	217	39
16	18.6	345	60
18	23.2	540	100
20	29.2	851	160
22	36.5	1330	250
24	45.7	2090	400
26	57.8	3340	635
28	71.9	5170	1010
30	89.0	7920	1610

HOOK-UP WIRE

Size 20 special stranded tinned conductors have true concentric lay. Other stranded constructions are 18 (16 x 30); 14 (41 x 30).

Cellulose Acetate Push-Back "Basket-Weave" Rayon Braid

Tinned copper, heavy wrap cellulose acetate, "basket-weave" abrasion-proof rayon braid lacquered. Colors: green, blue, red, yellow, and black. 8938—500' Furnished in red and black only.

SOLID					
***8941**	500	20	1500	5.29	19.4
8941	1000	20	10000	6.12	16.4
***8945**	500	18	1500	5.29	19.4
8945	1000	18	10000	6.12	16.4
STRANDED					
***8943**	500	20	1500	5.29	19.4
8943	1000	20	10000	6.12	16.4
***8947**	500	18	1500	5.29	19.4
8947	1000	18	10000	6.12	16.4
8938	500	14	10000	6.12	16.4

Punct. Voltage at 60 cycles 1550. Insulation* Resistance Megohms 280.

Rubber Push-Back "Basket-Weave" Rayon Braid

Tinned copper, cotton wrap, .010" rubber, "basket-weave" abrasion-proof rayon braid lacquered. Colors: green, blue, red, yellow, and black. 8838—1000 Also made in white.

Number	Length in Ft. on Spool	Size	At Room Temperature and Humidity: Frequency (Kc.)	Power Factor (Per Cent)	Q Value
SOLID					
***8837**	500	20	1500	5.00	20.0
8837	1000	20	10000	5.40	18.5
STRANDED					
***8838**	500	20	1500	5.00	20.0
8838	1000	20	10000	5.40	18.5

R-F Hook-Up Wire

Tinned copper with two specially treated cellulose acetate braids. Colors: green, blue, red, yellow, black. 8861—Also made in white.

SOLID					
***8841**	500	20	10000	2.71	34.0
***8861**	500	18	After 24 hrs. at 100° F. and 90% relative humidity.		
			100	1.92	55.0
STRANDED			1500	2.47	41.0
***8839**	500	20	10000	3.07	33.0
***8844**	500	18	After 2 hrs. in water at 121° F.		
			9600.		

For 8839 Punct. Voltage at 60 cycles 3800. Insulation* Resistance Megohms 49000.

Shielded Grid Wire

Tinned copper, 1/64" rubber, rayon braid lacquered, over-all fine tinned copper shield of 85% coverage. O.D. = .105".

8885 500†

High Tension Corona Resistant

Special rubber compound, heat and corona resisting Pyro-Glaze seal, and braid of Belden Fiberglas. Color: white. O.D. = .200".

Number	Length in Ft. on Spools	Size	Punct. Voltage at 60 Cycles
***8868**	100	18	15000

*New put-up or color. *D.C. Insulation per ft. Immersed in Mercury (Megohms). †Length may vary ± 10%.

Belden Manufacturing Company, Chicago, U. S. A.

Copyright by U. C. P., Inc.

ALL-WAVE
"Multicoupler" Antenna Systems
TRADE MARK REG.

for **APARTMENT HOUSES, RESIDENCES, HOTELS, INSTITUTIONS, HOSPITALS, SCHOOLS, ETC.**



ANTENNA TRANSFORMER
TYPE 3085

MULTICOUPLER
TYPE 202E

Since 1928 Amy, Aceves & King, Inc., Consulting Engineers, have specialized in antenna problems. The All-Wave "Multicoupler" Antenna Systems provide standard broadcast and short wave reception for 25 radio sets on one aerial with NOISE REDUCTION.

THE ALL-WAVE MULTICOUPLER ANTENNA SYSTEM consists of an efficient antenna on the roof, used in connection with antenna transformer connected to twisted pair downlead, generally run down the court or side wall of the building to which multicouplers are attached. These units are conveniently located inside the tenant's window to which the radio set is connected.

It is fully protected by U. S. Patents Nos. Re. 19,854, 1,938,092, 2,002,844 and others.

NOISE REDUCTION

Maximum reduction of outside noises. The employment of a special downlead in conjunction with an antenna transformer and set couplers eliminates all noise pick-up from the downlead.

ALL-WAVE MULTIPLE RECEPTION

A system that provides for multiple reception of both long and short waves simultaneously. Its action is automatic.

INSTALLATION

No defacement of buildings is necessary for installation. Can be installed by any radio service man. Detailed installation specifications furnished without cost. Especially adaptable for existing buildings and eliminates all hazards and violations.

Another system, for concealed conduit installation in buildings in the course of construction, available only and exclusively through the Arrow-Hart & Hegeman Electric Co., Hartford, Conn.

GUARANTEE

When installed in accordance with our specifications, reception equal to or better than that obtained with each radio set using its own aerial is guaranteed.

Type		List
3085	Antenna Transformer	$3.00
202E	Multicoupler	2.25
TPT	TW.PR. Transmission Line, 1,000 Ft.	24.00

OUTSTANDING FEATURES

1. Multiple system for all-wave reception.
2. Maximum noise reduction.
3. Free engineering service.
4. No upkeep cost; nothing to go wrong; no tubes to burn out; no extra current to consume.
5. Simplicity and neatness.
6. Positive freedom from interaction from receivers in the same building and on the same antenna.
7. Added rental feature and tenant convenience.

AMY, ACEVES & KING, Inc.
Consulting Engineers - Specialists in Antenna Systems

Copyright by U. C. P., Inc.

LENZ

WIRES *Quality Products* CABLES



RADIO HOOK-UP WIRE

(PUSH-BACK TYPE)

Consists of push-back non-fraying insulation, thoroughly saturated in MOISTURE-PROOF compound effective in reducing leakage. Has high insulation resistance and other essential dielectric properties. Can be furnished in SOLID or STRANDED, WAXED or LACQUERED. Neatly packed in attractive cartons or supplied on spools. Colors: Blue, Orange, Green, Brown, Slate, Red, Yellow, White and Black. If color is not specified, BLACK will be furnished.

WAXED HOOK-UP WIRE (BRADAX) DOUBLE COTTON BRAIDS WAXED

No. 22 SOLID TINNED COPPER

Cat. No.	Put-up	Std. Pkg.	Wt. Ea. in lbs.	List Price Each
1010	25′ carton...	20	.14	$0.29
1011	50′ carton...	15	.24	.51
1012	100′ spool....	10	.45	1.04
1013	1000′ spool....	1	4.7	8.53

No. 22 STRANDED TINNED COPPER

1016	25′ carton...	20	.14	$0.31
1017	50′ carton...	15	.24	.56
1018	100′ spool....	10	.45	1.13
1019	1000′ spool....	1	4.7	9.48

No. 20 SOLID TINNED COPPER

Cat. No.	Put-up	Std. Pkg.	Wt. Ea. in lbs.	List Price Each
1022	25′ carton...	20	.17	$0.32
1023	50′ carton...	15	.31	.58
1024	100′ spool....	10	.58	1.17
1025	1000′ spool....	1	6.1	9.85

No. 20 STRANDED TINNED COPPER

1028	25′ carton...	20	.17	$0.36
1029	50′ carton...	15	.31	.65
1030	100′ spool....	10	.58	1.32
1031	1000′spool.....	1	6.1	11.38

No. 18 SOLID TINNED COPPER

Cat. No.	Put-up	Std. Pkg.	Wt. Ea. in lbs.	List Price Each
1035	25′ carton...	20	.17	$0.39
1036	50′ carton...	15	.35	.69
1037	100′ spool....	10	.7	1.40
1038	1000′ spool....	1	7.7	12.15

No. 18 STRANDED TINNED COPPER

1041	25′ carton...	20	.17	$0.44
1042	50′ carton...	15	.35	.79
1043	100′ spool....	10	.7	1.60
1044	1000′ spool....	1	7.7	14.13

No. 16 SOLID TINNED COPPER

Cat. No.	Put-up	Std. Pkg.	Wt. Ea. in lbs.	List Price Each
1710	25′ carton	20	.25	$0.46
1711	50′ spool	15	.5	.83
1712	100′ spool	10	1.0	1.68
1713	1000′ spool	1	11.0	14.93

No. 16 STRANDED TINNED COPPER

1816	25′ carton	20	.25	$0.54
1817	50′ spool	15	.5	.98
1818	100′ spool	10	1.0	1.98
1819	1000′ spool	1	11.0	17.98

No. 14 SOLID TINNED COPPER

Cat. No.	Put-up	Std. Pkg.	Wt. Ea. in lbs.	List Price Each
1910	25′ carton	20	.35	$0.56
1911	50′ spool	15	70	1.04
1912	100′ spool	10	1.4	2.09
1913	1000′ spool	1	14.0	19.05

No. 14 STRANDED TINNED COPPER

1916	25′ carton	20	.35	$0.67
1917	50′ spool	15	.70	1.27
1918	100′ spool	10	1.4	2.54
1919	1000′ spool	1	14.0	23.55

LACQUERED FLAME-RESISTING HOOK-UP WIRE (BRALAC)

DOUBLE COTTON BRAIDS LACQUERED

No. 22 SOLID TINNED COPPER

Cat. No.	Put-up	Std. Pkg.	Wt. Ea. in lbs.	List Price Each
1050	25′ carton...	20	.14	$0.31
1051	50′ carton...	15	.24	.54
1052	100′ spool....	10	.45	1.11
1053	1000′ spool....	1	4.7	9.18

No. 22 STRANDED TINNED COPPER

1060	25′ carton...	20	.14	$0.34
1061	50′ carton...	15	.24	.59
1062	100′ spool....	10	.45	1.20
1063	1000′ spool....	1	4.7	10.13

No. 20 SOLID TINNED COPPER

Cat. No.	Put-up	Std. Pkg.	Wt. Ea. in lbs.	List Price Each
1070	25′ carton...	20	.17	$0.35
1071	50′ carton...	15	.31	.62
1072	100′ spool....	10	.58	1.25
1073	1000′ spool....	1	6.1	10.63

No. 20 STRANDED TINNED COPPER

1080	25′ carton...	20	.17	$0.39
1081	50′ carton...	15	.31	.69
1082	100′ spool....	10	.58	1.40
1083	1000′ spool....	1	6.1	12.15

No. 18 SOLID TINNED COPPER

Cat. No.	Put-up	Std. Pkg.	Wt. Ea. in lbs.	List Price Each
1220	25′ carton...	20	.17	$0.41
1221	50′ carton...	15	.35	.74
1222	100′ spool....	10	.7	1.51
1223	1000′ spool....	1	7.7	13.20

No. 18 STRANDED TINNED COPPER

1230	25′ carton...	20	.17	$0.46
1231	50′ carton...	15	.35	.84
1232	100′ spool....	10	.7	1.70
1233	1000′ spool....	1	7.7	15.18

WAXED HOOK-UP WIRE (LENZITE)

TWO WRAPS CELLULOSE ACETATE TEXTILE PLUS ONE COTTON BRAID WAXED

No. 22 SOLID TINNED COPPER

Cat. No.	Put-up	Std. Pkg.	Wt. Ea. in lbs.	List Price Each
1310	25′ carton...	20	.14	$0.29
1311	50′ carton...	15	.24	.51
1312	100′ spool....	10	.45	1.04
1313	1000′ spool....	1	4.7	8.53

No. 22 STRANDED TINNED COPPER

1316	25′ carton...	20	.14	$0.31
1317	50′ carton...	15	.24	.56
1318	100′ spool....	10	.45	1.13
1319	1000′ spool....	1	4.7	9.48

No. 20 SOLID TINNED COPPER

Cat. No.	Put-up	Std. Pkg.	Wt. Ea. in lbs.	List Price Each
1322	25′ carton...	20	.17	$0.32
1323	50′ carton...	15	.31	.58
1324	100′ spool....	10	.58	1.17
1325	1000′ spool....	1	6.1	9.85

No. 20 STRANDED TINNED COPPER

1328	25′ carton...	20	.17	$0.36
1329	50′ carton...	15	.31	.65
1330	100′ spool....	10	.58	1.32
1331	1000′ spool....	1	6.1	11.38

No. 18 SOLID TINNED COPPER

Cat. No.	Put-up	Std. Pkg.	Wt. Ea. in lbs.	List Price Each
1335	25′ carton...	20	.17	$0.39
1336	50′ carton	15	.35	.69
1337	100′ spool....	10	.7	1.40
1338	1000′ spool....	1	7.7	12.15

No. 18 STRANDED TINNED COPPER

1341	25′ carton...	20	.17	$0.44
1342	50′ carton...	15	.35	.79
1343	100′ spool....	10	.7	1.60
1344	1000′ spool....	1	7.7	14.13

No. 16 SOLID TINNED COPPER

Cat. No.	Put-up	Std. Pkg.	Wt. Ea. in lbs.	List Price Each
1825	25′ carton	20	.25	$0.46
1826	50′ spool	15	.5	.83
1827	100′ spool	10	1.0	1.68
1828	1000′ spool	1	10.0	14.93

No. 16 STRANDED TINNED COPPER

1831	25′ carton	20	.25	$0.54
1832	50′ spool	15	.5	.98
1833	100′ spool	10	1.0	1.98
1834	1000′ spool	1	10.0	17.98

No. 14 SOLID TINNED COPPER

Cat. No.	Put-up	Std. Pkg.	Wt. Ea. in lbs.	List Price Each
1925	25′ carton	20	.35	$0.59
1926	50′ spool	15	.7	1.09
1927	100′ spool	10	1.4	2.19
1928	1000′ spool	1	14.0	20.08

No. 14 STRANDED TINNED COPPER

1931	25′ carton	20	.35	$0.73
1932	50′ spool	15	.7	1.37
1933	100′ spool	10	1.4	2.77
1934	1000′ spool	1	14.0	25.80

Coils furnished without cartons—deduct two cents each from list price. All prices subject to change without notice.

Copyright by U. C. P., Inc.

LENZ

WIRES *Quality Products* CABLES

LACQUERED FLAME RESISTING HOOK-UP WIRE (LENZAC)

Two Wraps Cellulose Acetate Textile Plus One Cotton Braid Lacquered

No. 22 SOLID TINNED COPPER

Cat. No.	Put-up	Standard Package	Wt. Ea. in lbs.	List Price Each
1350	25-ft. carton	20	.14	$0.31
1351	50-ft. carton	15	.24	.54
1352	100-ft. spool	10	.45	1.11
1353	1000-ft. spool	1	4.7	9.18

No. 20 SOLID TINNED COPPER

1370	25-ft. carton	20	.17	$0.35
1371	50-ft. carton	15	.31	.62
1372	100-ft. spool	10	.58	1.25
1373	1000-ft. spool	1	6.1	10.63

No. 18 SOLID TINNED COPPER

1391	25-ft. carton	20	.17	$0.41
1392	50-ft. carton	15	.35	.74
1393	100-ft. spool	10	.7	1.51
1394	1000-ft. spool	1	7.7	13.20

No. 22 STRANDED TINNED COPPER

Cat. No.	Put-up	Standard Package	Wt. Ea. in lbs.	List Price Each
1360	25-ft. carton	20	.14	$0.34
1361	50-ft. carton	15	.24	.59
1362	100-ft. spool	10	.45	1.20
1363	1000-ft. spool	1	4.7	10.13

No. 20 STRANDED TINNED COPPER

1380	25-ft. carton	20	.17	$0.39
1381	50-ft. carton	15	.31	.69
1382	100-ft. spool	10	.58	1.40
1383	1000-ft. spool	1	6.1	12.15

No. 18 STRANDED TINNED COPPER

1395	25-ft. carton	20	.17	$0.46
1396	50-ft. carton	15	.35	.84
1397	100-ft. spool	10	.7	1.70
1398	1000-ft. spool	1	7.7	15.18

Coils furnished without cartons — deduct two cents each from list price.

R.F. CIRCUIT HOOK-UP WIRE (PUSH-BACK TYPE)

A wire with insulation of extremely low losses at high frequencies. Designed especially for wiring the SWITCHING SYSTEM, AVC, PLATE and GRID of RF stages. Conductors supplied in several sizes either solid or stranded. Insulation pushes back freely without adhering to the conductor, and is mechanically strong enough to resist abrasion. A fine production wire with insulation impregnated in a high-resistant, low-loss, moisture-resisting compound.

No. 22 SOLID TINNED COPPER

Cat. No.	Put-up	Standard Package	Wt. Ea. in lbs.	List Price Each
900	25-ft. carton	15	.16	$0.42
901	50-ft. carton	10	.24	.75
902	100-ft. spool	4	.45	1.52
903	1000-ft. spool	1	4.7	13.30

No. 22 STRANDED TINNED COPPER

910	25-ft. carton	15	.16	$0.44
911	50-ft. carton	10	.24	.80
912	100-ft. spool	5	.45	1.62
913	1000-ft. spool	1	4.7	14.38

No. 20 SOLID TINNED COPPER

920	25-ft. carton	15	.17	$0.45
921	50-ft. carton	10	.31	.82
922	100-ft. spool	5	.58	1.67
923	1000-ft. spool	1	6.1	14.80

No. 20 STRANDED TINNED COPPER

930	25-ft. carton	15	.17	$0.49
931	50-ft. carton	10	.31	.89
932	100-ft. spool	5	.58	1.79
933	1000-ft. spool	1	6.1	16.05

No. 18 SOLID TINNED COPPER

Cat. No.	Put-up	Standard Package	Wt. Ea. in lbs.	List Price Each
940	25-ft. carton	15	.19	$0.49
941	50-ft. carton	10	.35	.90
942	100-ft. spool	5	.70	1.82
943	1000-ft. spool	1	7.7	16.30

No. 18 STRANDED TINNED COPPER

950	25-ft. carton	15	.19	$0.56
951	50-ft. carton	10	.35	1.03
952	100-ft. spool	5	.70	2.09
953	1000-ft. spool	1	7.7	19.02

No. 16 SOLID TINNED COPPER

960	25-ft. carton	15	.28	$0.59
961	50-ft. carton	10	.52	1.09
962	100-ft. spool	5	1.10	2.18
963	1000-ft. spool	1	11.25	20.08

No. 16 STRANDED TINNED COPPER

970	25-ft. carton	15	.28	$0.67
971	50-ft. carton	10	.52	1.26
972	100-ft. spool	5	1.10	2.53
973	1000-ft. spool	1	11.25	23.48

COLORS: White with red tracer; white—blue tracer; white—green tracer; white—yellow tracer; white—brown tracer; white—orange tracer: white—black tracer; and plain white.

Coils furnished without cartons — deduct two cents each from list price.

LACQUERED HI-VOLTAGE PLATE CIRCUIT TRANSMITTER HOOK-UP WIRE (DULAC)

Insulation Consists of Varnished Cambric Plus Lacquered Outer Braid

No. 18 STRANDED TINNED COPPER

Cat. No.	Put-up	Standard Package	Wt. Ea. in lbs.	List Price Each
2000	25-ft. carton	15	.2	$0.69
2014	50-ft. spool	10	.4	1.29
2015	100-ft. spool	5	.8	2.59
2016	1000-ft. spool	1	8.0	24.03

No. 16 STRANDED TINNED COPPER

Cat. No.	Put-up	Standard Package	Wt. Ea. in lbs.	List Price Each
2020	25-ft. carton	15	1.0	$0.83
2021	50-ft. spool	10	2.0	1.57
2022	100-ft. spool	5	5.5	3.16
2023	1000-ft. spool	1	11.0	29.75

COLORS: Blue, Orange, Green, Brown, Slate, Red, Yellow, White, or Black.
Coils furnished without cartons — deduct two cents each from list price.

All prices subject to change without notice

Copyright by U. C. P., Inc.

LENZ

WIRES *Quality Products* CABLES

SHIELDED LEAD-IN AND GROUND WIRE

FREE STRIPPING RUBBER

Consists of FLEXIBLE tinned copper conductors, heavy wall of FREE STRIP rubber and CLOSELY WOVEN tinned copper shield. Shield can be grounded, reducing interference, resulting in better reception.

No. 18 FLEXIBLE 1/32' R.C.

Cat. No.	Put-up	Std. Pkg.	Wt. Ea. in lbs.	List Price Each
1100	50-ft. carton	5	1.1	$1.52
1101	250-ft. spool	1	5.9	7.60
1101A	500-ft. spool	1	11.8	14.98

No. 16 FLEXIBLE 1/32' R.C.

Cat. No.	Put-up	Std. Pkg.	Wt. Ea. in lbs.	List Price Each
1102	50-ft. carton	5	1.4	$1.75
1103	250-ft. spool	1	7.2	8.78
1103A	500-ft. spool	1	14.4	17.33

No 14 FLEXIBLE 1/32' R.C.

Cat. No	Put-up	Std. Pkg.	Wt. Ea. in lb.	List Price Each
1104	50-ft. carton	5	1.8	$2.02
1105	250-ft. spool	1	9.0	10.13
1105A	500-ft. spool	1	18.0	20.00

SHIELDED LEAD-IN AND GROUND WIRE

WITH WAXED COTTON BRAID UNDER-SHIELD

Consists of FLEXIBLE tinned copper conductors, heavy wall of FREE STRIP rubber, plus WAXED COTTON BRAID and CLOSELY WOVEN tinned copper shield.

No. 18 FLEXIBLE 1/32' R.C.

Cat. No.	Put-up	Std. Pkg.	Wt. Ea. in lbs.	List Price Each
118	50-ft. carton	5	1	$1.77
118A	250-ft. spool	1	5.5	8.83
118B	500-ft. spool	1	11.0	17.40

No. 16 FLEXIBLE 1/32' R.C.

Cat. No.	Put-up	Std. Pkg.	Wt. Ea. in lbs.	List Price Each
116	50-ft. carton	5	1.3	$2.15
116A	250-ft. spool	1	7	10.75
116B	500-ft. spool	1	14.0	21.25

No. 14 FLEXIBLE 1/32' R.C.

Cat. No.	Put-up	Std. Pkg.	Wt. Ea. in lbs.	List Price Each
114	50-ft. carton	5	1.6	$2.43
114A	250-ft. spool	1	8.5	12.13
114B	500-ft. spool	1	17.0	24.02

BLACK POLISHED RUBBER COVERED LEAD-IN AND GROUND WIRE

Conductor consists of stranded clean tinned copper wire. Insulation—high quality live rubber, easily stripped. Put up in attractive CARTONS and on SPOOLS.

No. 18 FLEXIBLE 1/32' R.C.

Cat. No.	Put-up	Std. Pkg.	Wt. Ea. in lbs.	List Price Each
1094	50-ft. carton	15	.45	$0.58
1095	100-ft. spool	10	.95	1.13
1095B	500-ft. spool	2	2.5	5.75
1096	1000-ft. spool	1	5.0	10.83

No. 16 FLEXIBLE 1/32' R.C.

Cat. No.	Put-up	Std. Pkg.	Wt. Ea. in lbs.	List Price Each
1097	50-ft. carton	15	.90	$0.85
1098	100-ft. spool	10	1.75	1.60
1098B	500-ft. spool	2	9.0	7.85
1099	1000-ft. spool	1	17.8	15.45

No. 14 FLEXIBLE 1/32' R.C.

Cat. No.	Put-up	Std. Pkg.	Wt. Ea. in lbs.	List Price Each
1510	50-ft. carton	15	1.0	$1.00
1511	100-ft. spool	10	2.0	1.95
1511B	500-ft. spool	2	11.0	9.42
1512	1000-ft. spool	1	21.0	18.83

TINNED COPPER SHIELDING AND BONDING BRAIDS

Conveniently furnished on spools in complete range of various widths. Used for general shielding purposes, especially auto radio. Wider widths used for bonding purposes, especially where automotive floating power exists.

1/8' Wide—Opens to 7/32'

Cat. No.	Put-up	Std. Pkg.	Wt. Ea. Lbs.	List Price Each
1208	50-ft. spool	5	.4	$1.05
1208A	100-ft. spool	3	1.0	2.03
1209	250-ft. spool	1	2.5	5.08
1209B	500-ft. spool	1	5.0	9.95

3/16' Wide—Opens to 1/4'

Cat. No.	Put-up	Std. Pkg.	Wt. Ea. Lbs.	List Price Each
1210	50-ft. spool	5	1.1	$1.48
1210A	100-ft. spool	3	2.2	2.88
1211	250-ft. spool	1	3.7	7.17
1211B	500-ft. spool	1	7.4	14.15

1/4' Wide—Opens to 3/8'

Cat. No.	Put-up	Std. Pkg.	Wt. Ea. Lbs.	List Price Each
1212	50-ft. spool	5	1.4	$1.95
1212A	100-ft. spool	3	2.8	3.83
1213	250-ft. spool	1	4.7	9.60
1213B	500-ft. spool	1	9.4	18.98

3/8' Wide—Opens to 7/16'

Cat. No.	Put-up	Std. Pkg.	Wt. Ea. Lbs.	List Price Each
1214	50-ft. spool	5	1.7	$2.52
1214A	100-ft. spool	3	3.4	4.95
1215	250-ft. spool	1	6.7	12.40
1215B	500-ft. spool	1	13.4	24.60

9/16' Wide—Opens to 15/16'

Cat. No.	Put-up	Std. Pkg.	Wt. Ea. Lbs.	List Price Each
1216	50-ft. spool	5	2.4	$3.85
1216A	100-ft. spool	3	4.8	7.63
1217	250-ft. spool	1	9.6	19.05
1217B	500-ft. spool	1	19.2	37.87

11/16' Wide—Opens to 1¼'

Cat. No.	Put-up	Std. Pkg.	Wt. Ea. Lbs.	List Price Each
1218	50-ft. spool	5	3.2	$5.45
1218A	100-ft. spool	3	6.4	10.83
1219	250-ft. spool	1	13.3	27.15
1219B	500-ft. spool	1	26.6	53.95

All prices subject to change without notice.

Copyright by U. P. C., Inc.

LENZ

WIRES *Quality Products* CABLES

Shielded Rubber Jacketed Microphone Cables

Conductors all color-coded. Braided with tinned copper shield. Heavy Jacket Tough Black Polished Rubber applied overall. Will withstand severe service. Adaptable to carbon, condenser, and moving coil microphones. POSITIVELY WATERPROOF—excellent for field microphones.

Cat. No.	Put-up	Approx. O.D.	Std. Pkg.	Wt. Ea. Lbs.	List Price Each
1185	100-ft. spool, 2-conductor	11/32"	1	7.5	$8.28
1186	250-ft. spool, 2-conductor	11/32"	1	20.7	21.10
1186A	500-ft. spool, 2-conductor	11/32"	1	39.4	41.20
1187	100-ft. spool, 3-conductor	11/32"	1	9.5	$9.08
1188	250-ft. spool, 3-conductor	11/32"	1	25.7	23.13
1188A	500-ft. spool, 3-conductor	11/32"	1	49.4	45.28
1180	100-ft. spool, 4-conductor	3/8"	1	10.0	$10.42
1181	250-ft. spool, 4-conductor	3/8"	1	27.0	27.08
1181A	500-ft. spool, 4-conductor	3/8"	1	52.0	51.95
1182	100-ft. spool, 5-conductor	3/8"	1	10.5	$12.80
1183	250-ft. spool, 5-conductor	3/8"	1	28.0	32.58
1183A	500-ft. spool, 5-conductor	3/8"	1	54.0	64.03
1189	100-ft. spool, 6-conductor	7/16"	1	15.0	$14.85
1190	250-ft. spool, 6-conductor	7/16"	1	39.0	37.70
1190A	500-ft. spool, 6-conductor	7/16"	1	76.0	74.25

Shielded Rubber Jacketed Microphone Cables

Light Weight

Cat. No.	Put-up	Approx. O.D.	Std. Pkg.	Wt. Ea. Lbs.	List Price Each
1800	100-ft. spool, 2-conductor	5/32"	1	3.6	$7.30
1801	250-ft. spool, 2-conductor	5/32"	1	9.5	17.85
1802	500-ft. spool, 2-conductor	5/32"	1	17.0	36.35
1810	100-ft. spool, 3-conductor	13/64"	1	5.0	$8.43
1811	250-ft. spool, 3-conductor	13/64"	1	14.5	20.72
1812	500-ft. spool, 3-conductor	13/64"	1	22.0	42.00

Special Extra Flexible Shielded Rubber Jacketed Microphone Cable

Conductors of EXTRA FLEXIBLE CONSTRUCTION. Closely woven tinned copper shield, heavy Jacket Tough Black Polished Rubber overall.

Cat. No.	Put-up	Approx. O.D.	Std. Pkg.	Wt. Ea. Lbs.	List Price Each
1192	100-ft. spool, 3-conductor	11/32"	1	6.4	$11.13
1193	250-ft. spool, 3-conductor	11/32"	1	18.0	27.46
1193A	500-ft. spool, 3-conductor	11/32"	1	34.0	55.49

Crystal Microphone Cable

Shielded—Rubber Jacketed

The conductor is extremely flexible. Insulation is of low loss, high di-electric characteristics. A closely-woven tinned copper shield is applied, over which is placed a durable, high-quality rubber jacket.

SINGLE CONDUCTOR

Cat. No.	Put-up	Approx. O.D.	Std. Pkg.	Wt. Ea. Lbs.	List Price Each
1252	100-ft. spool	7/32"	3	3.0	$7.02
1253	250-ft. spool	7/32"	1	6.75	17.23
1253A	500-ft. spool	7/32"	1	13.5	35.00

TWO-CONDUCTOR

Cat. No.	Put-up	Approx. O.D.	Std. Pkg.	Wt. Ea. Lbs.	List Price Each
1254	100-ft. spool	1/4"	1	3.55	$8.98
1255	250-ft. spool	1/4"	1	8.80	22.08
1255A	500-ft. spool	1/4"	1	17.6	42.58

Shielded Cables

Flexible tinned copper conductors plus good grade of rubber insulation. Each conductor braided with color-coded cotton braid, thoroughly saturated in MOISTURE-PROOF compound, CLOSELY WOVEN tinned copper shield overall. Especially adaptable to AUTO RADIO, PUBLIC ADDRESS SYSTEMS and SOUND RECORDING EQUIPMENT.

NO. 20 FLEXIBLE R.C. COTTON BRAID CONDS.

Cat. No.	Put-up	Std. Pkg.	Wt. Ea. Lbs.	List Price Each
1110	100-ft. spool, 2-conductor No. 20	3	3.3	$5.28
1111	250-ft. spool, 2-conductor No. 20	1	7.4	12.23
1111A	500-ft. spool, 2-conductor No. 20	1	16.8	23.83
1112	100-ft. spool, 3-conductor No. 20	3	4.7	7.10
1113	250-ft. spool, 3-conductor No. 20	1	10.7	16.59
1113A	500-ft. spool, 3-conductor No. 20	1	23.4	32.15
1114	100-ft. spool, 4-conductor No. 20	3	5.6	7.80
1115	250-ft. spool, 4-conductor No. 20	1	15.1	19.20
1115A	500-ft. spool, 4-conductor No. 20	1	28.2	38.93
1116	100-ft. spool, 5-conductor No. 20	3	6.5	10.32
1117	250-ft. spool, 5-conductor No. 20	1	16.8	24.26
1117A	500-ft. spool, 5-conductor No. 20	1	31.6	46.73
1118	100-ft. spool, 6-conductor No. 20	3	7.5	12.85
1119	250-ft. spool, 6-conductor No. 20	1	18.6	29.12
1119A	500-ft. spool, 6-conductor No. 20	1	35.2	56.00

NO. 18 FLEXIBLE R.C. COTTON BRAID CONDS.

Cat. No.	Put-up	Std. Pkg.	Wt. Ea. Lbs.	List Price Each
1120	100-ft. spool, 2-conductor No. 18	3	3.8	$6.05
1121	250-ft. spool, 2-conductor No. 18	1	8.6	14.12
1121A	500-ft. spool, 2-conductor No. 18	1	19.2	27.43
1122	100-ft. spool, 3-conductor No. 18	3	5.4	7.92
1123	250-ft. spool, 3-conductor No. 18	1	14.7	19.42
1123A	500-ft. spool, 3-conductor No. 18	1	27.4	35.83
1124	100-ft. spool, 4-conductor No. 18	3	7.0	10.12
1125	250-ft. spool, 4-conductor No. 18	1	18.2	23.78
1125A	500-ft. spool, 4-conductor No. 18	1	34.4	45.85
1126	100-ft. spool, 5-conductor No. 18	3	8.2	11.64
1127	250-ft. spool, 5-conductor No. 18	1	21.6	27.41
1127A	500-ft. spool, 5-conductor No. 18	1	41.2	52.77
1128	100-ft. spool, 6-conductor No. 18	3	9.8	13.72
1129	250-ft. spool, 6-conductor No. 18	1	25.0	32.37
1129A	500-ft. spool, 6-conductor No. 18	1	48.0	62.20

Shielded Cables

Cotton Braid Overall

NO. 20 FLEXIBLE R.C. COTTON BRAID CONDS.

Cat. No.	Put-up	Std. Pkg.	Wt. Ea. Lbs.	List Price Each
1160	100-ft. spool, 2-conductor No. 20	3	3.5	$6.52
1161	250-ft. spool, 2-conductor No. 20	1	8.0	15.41
1161A	500-ft. spool, 2-conductor No. 20	1	18.0	29.45
1162	100-ft. spool, 3-conductor No. 20	3	4.9	8.50
1163	250-ft. spool, 3-conductor No. 20	1	11.1	19.97
1163A	500-ft. spool, 3-conductor No. 20	1	24.2	38.58
1164	100-ft. spool, 4-conductor No. 20	3	6.0	9.28
1165	250-ft. spool, 4-conductor No. 20	1	16.0	22.83
1165A	500-ft. spool, 4-conductor No. 20	1	30.0	46.20
1166	100-ft. spool, 5-conductor No. 20	3	7.3	12.00
1167	250-ft. spool, 5-conductor No. 20	1	12.5	28.27
1167A	500-ft. spool, 5-conductor No. 20	1	33.0	54.38
1168	100-ft. spool, 6-conductor No. 20	3	8.0	14.13
1169	250-ft. spool, 6-conductor No. 20	1	20.0	33.37
1169A	500-ft. spool, 6-conductor No. 20	1	38.0	64.10

NO. 18 FLEXIBLE R.C. COTTON BRAID CONDS.

Cat. No.	Put-up	Std. Pkg.	Wt. Ea. Lbs.	List Price Each
1170	100-ft. spool, 2-conductor No. 18	3	4.2	$7.59
1171	250-ft. spool, 2-conductor No. 18	1	11.5	20.40
1171A	500-ft. spool, 2-conductor No. 18	1	21.0	34.40
1172	100-ft. spool, 3-conductor No. 18	3	6.2	9.52
1173	250-ft. spool, 3-conductor No. 18	1	15.0	22.40
1173A	500-ft. spool, 3-conductor No. 18	1	28.0	43.18
1174	100-ft. spool, 4-conductor No. 18	3	7.4	11.92
1175	250-ft. spool, 4-conductor No. 18	1	19.2	28.03
1175A	500-ft. spool, 4-conductor No. 18	1	36.4	53.95
1176	100-ft. spool, 5-conductor No. 18	3	8.7	13.56
1177	250-ft. spool, 5-conductor No. 18	1	22.0	32.00
1177A	500-ft. spool, 5-conductor No. 18	1	42.0	61.50
1178	100-ft. spool, 6-conductor No. 18	3	10.4	15.65
1179	250-ft. spool, 6-conductor No. 18	1	26.5	37.00
1179A	500-ft. spool, 6-conductor No. 18	1	51.0	71.05

All prices subject to change without notice.

Copyright by U. C. P., Inc.

LENZ

WIRES *Quality Products* CABLES

DYNAMIC SPEAKER EXTENSION CABLE

Individual conductors consist of flexible tinned copper, rubber insulation and color-coded cotton braid. Brown cotton braid applied overall. Suitable for either permanent or portable PUBLIC ADDRESS systems.

No. 20 STRANDED CONDUCTORS

Cat. No.	Put-up	Std. Pkg.	Wt. Ea. in lbs.	List Price Each
1139	100-ft. spool, 2 conductor, No. 20	3	2.0	$3.55
5139	500-ft. spool, 2 conductor, No. 20	1	12.0	17.65
1140	100-ft. spool, 3 conductor, No. 20	3	2.7	4.65
5140	500-ft. spool, 3 conductor, No. 20	1	15.5	23.10
1141	100-ft. spool, 4 conductor, No. 20	3	3.5	5.83
5141	500-ft. spool, 4 conductor, No. 20	1	19.5	29.05
1142	100-ft. spool, 5 conductor, No. 20	3	4.0	6.80
5142	500-ft. spool, 5 conductor, No. 20	1	22.0	33.90
1143	100-ft. spool, 6 conductor, No. 20	3	5.0	7.85
5143	500-ft. spool, 6 conductor, No. 20	1	27.0	39.15
1144	100-ft. spool, 7 conductor, No. 20	3	6.0	9.15
5144	500-ft. spool, 7 conductor, No. 20	1	32.0	45.67

No. 16 & No. 20 STRANDED CONDUCTORS

Cable consists of two heavy conductors for voice-coil circuit.

Cat. No.	Put-up	Std. Pkg.	Wt. Ea. in lbs.	List Price Each
1141A	100-ft. spl., 4 cond., 2 No. 16 and 2 No. 20	3	4.5	$7.67
1141B	500-ft. spl., 4 cond., 2 No. 16 and 2 No. 20	1	24.5	38.28
1142A	100-ft. spl., 5 cond., 2 No. 16 and 3 No. 20	3	5.6	8.85
1142B	500-ft. spl., 5 cond., 2 No. 16 and 3 No. 20	1	30.0	44.30
1143A	100-ft. spl., 6 cond., 2 No. 16 and 4 No. 20	3	6.6	10.07
1143B	500-ft. spl., 6 cond., 2 No. 16 and 4 No. 20	1	35.0	50.23
1144A	100-ft. spl., 7 cond., 2 No. 16 and 5 No. 20	3	7.6	11.25
1144B	500-ft. spl., 7 cond., 2 No. 16 and 5 No. 20	1	40.0	56.13

RUBBER JACKETED DYNAMIC SPEAKER EXTENSION CABLE

Heavy Tough Rubber Jacket Applied Overall—Suitable for Portable Public Address Systems

(Not Shielded)

No. 20 STRANDED CONDUCTORS

Cat. No.	Put-up	Approx. O.D.	Std. Pkg	Wt. Ea. in lbs.	List Price Each
1700	100-ft. spool, 4 conductor	5/16"	1	6.5	57.65
1701	500-ft. spool, 4 conductor	5/16"	1	34.5	38.05

No. 16 & No. 20 STRANDED CONDUCTORS

Cat. No.	Put-up	Approx. O.D.	Std. Pkg.	Wt. Ea. in lbs.	List Price Each
1700A	100-ft. spool, 4 conductor	13/32"	1	8.0	$10.35
1700B	500-ft. spool, 4 conductor	13/32"	1	42.0	51.60

HEAD SET CORDS

DOUBLE HEAD-SET CORDS

Trim A has pin tips on all ends. Trim B has loop tips on head-set end and pin tips opposite end. Mercerised cotton braid.

CAT. No. 1225A

5-Ft. Lengths—Trim A

Quantity	Weight in lbs.	List Price Per Cord
Lots of 12	.6	$0.58
Lots of 25	1.3	.55
Lots of 100	5.2	.49

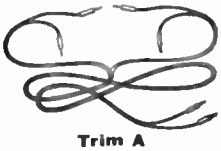

Trim A

CAT. No. 1225B

5-Ft. Lengths—Trim B

Quantity	Weight in lbs.	List Price Per Cord
Lots of 12	.6	$0.58
Lots of 25	1.3	.55
Lots of 100	5.2	.49

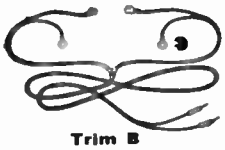

Trim B

SINGLE PHONE CORDS

Also Used on Magnetic Speakers and Electric Pickups

Construction — Good grade tinsel conductor, well insulated. Overall braid mercerised cotton.

CAT. No. 1235A

5-Ft. Lengths—Trim A

Quantity	Weight in lbs.	List Price Per Cord
Lots of 12	.5	$0.42
Lots of 25	1.2	.38
Lots of 100	4.8	.35

Trim A

Trim B

CAT. No. 1235B

5-Ft. Lengths—Trim B

Quantity	Weight in lbs.	List Price Per Cord
Lots of 12	.5	$0.42
Lots of 25	1.2	.38
Lots of 100	4.8	.35

EXTENSION CORDS

20-FOOT LENGTHS

Extra flexible tinsel conductor, well insulated. Overall mercerized cotton braid. Can be used on auxiliary speaker or phono pick-up extension.

CAT. No. 1245

Put-up	Weight Per Lot	List Price Per Cord
Lots of 12—20-ft. length	2.2	$0.75
Lots of 25—20-ft. length	4.5	.72
Lots of 100—20-ft. length	18.0	.67

RADIO BATTERY CABLE

Consists of two heavy conductors for "A" battery supply. All conductors color-coded. Durable brown cotton braid overall.

Cat. No.	Put-up	Std. Pkg.	Wt. Ea. in lbs.	List Price Each
1150	100-ft. spool, 5 conductor	3	5.0	57.55
1150A	500-ft. spool, 5 conductor	1	27.0	37.55
1151	100-ft. spool, 7 conductor	2	7.0	9.85
1151A	500-ft. spool, 7 conductor	1	37.0	49.17
1152	100-ft. spool, 9 conductor	1	10.0	12.33
1152A	500-ft. spool, 9 conductor	1	52.0	61.55

All prices subject to change without notice.

Copyright by U. C. P., Inc.

LENZ

WIRES *Quality Products* CABLES

TRANSMISSION LINE FOR ALL-WAVE DOUBLET ANTENNA SYSTEM

NOT SHIELDED

Excellent for short-wave reception. Conductors are of solid copper, insulated with a heavy coating of enamel, and weatherproof cotton braid, color coded.

Cat. No.	Put-up	Standard Package	Wt. Ea. in lbs.	List Price Each
1260	100-ft. spool	5	1	$1.88
1261	500-ft. spool	1	5	8.48

SHIELDED

Ideal for short-wave reception. Conductors are of solid copper, insulated with a heavy coating of enamel over which is placed a weatherproof cotton braid, color coded. A closely woven bare copper shield is placed over all for grounding purposes.

Cat. No.	Put-up	Standard Package	Wt. Ea. in lbs.	List Price Each
1262	100-ft. spool	5	2.25	$3.65
1263	500-ft. spool	1	11.25	17.35

EO 1 AMATEUR TRANSMISSION CABLE

SURGE IMPEDANCE 72 OHMS FOR AMATEUR TRANSMITTERS AND RECEIVERS. USED IN LENGTHS UP TO 1000 FEET WITH LOW LOSS

Cat. No.	Put-up	Standard Package	Weight Ea. in lbs.	List Price Each
2010	100′ coil	1	6.7	$13.50
2011	250′ coil	1	16.7	33.75
2012	500′ coil	1	33.5	67.50
2013	1000′ coil	1	67.0	135.00

TWISTED PAIR BRAID OVERALL DOUBLET TRANSMISSION CABLE

BLACK weatherproof braid overall suitable as transmission line for DOUBLET ANTENNA SYSTEM required on "ALL WAVE" RADIO RECEIVERS.

Cat. No.	Put-up	Standard Package	Weight Ea. in lbs.	List Price Each
1264	100′ spool	5	2.45	$3.55
1265	500′ spool	1	11.90	16.88

SHIELDED LOW CAPACITY CABLE

For auto antennae lead-in and short-wave converters. Extremely low capacity between conductor and shield permits shield grounding without excessive loss signal.

Cat. No.	Put-up	Std. Pkg.	Wt. Ea. in lbs.	List Price Each
1194	50-ft. coil ½″ O.D.	3	4.0	$7.10
1195	100-ft. spool ½″ O.D.	1	10.0	14.75
1195B	500-ft. spool ½″ O.D.	1	50.0	69.85
1196	50-ft. spool ¼″ O.D.	3	2.5	3.48
1197	100-ft. spool ¼″ O.D.	1	7.0	7.50
1197B	500-ft. spool ¼″ O.D.	1	37.0	33.60

Shielded Low Capacity Weatherproof Tubing

LOOM

⅜″ I.D. Shielded low capacity weatherproof tubing, approximately ¼″ O.D. Small outside diameter permits easy assembly in corner post of auto as shield for antennae lead-in. Excellent for shielding output of signal generators. Used by many prominent manufacturers of auto radio.

Cat. No.	Put-up	Std. Pkg.	Wt. Ea. in lbs.	List Price Each
1203	50-ft. spool ⅜″ I.D.	3	2.0	$4.50
1204	100-ft. spool ⅜″ I.D.	1	4.0	8.77
1206	500-ft. spool ⅜″ I.D.	1	20.0	43.83

RUBBER JACKETED SHIELDED LOW CAPACITY CABLE

SINGLE CONDUCTOR

Outer rubber jacket insures **Positive Weatherproofing.** Excellent interference eliminator on broadcast band. Suggest ends be sealed after installation to prevent moisture absorption.

Cat. No.	Put-up	Std. Pkg.	Wt. Ea. in lbs.	List Price Each
1400	50-ft. coil ⅝″ O.D.	1	4.0	$5.47
1400A	100-ft. spool ⅝″ O.D.	1	8.0	10.73
1400B	500-ft. spool ⅝″ O.D.	1	40.0	53.50
1405	50-ft. coil ⅝″ O.D.	1	12.0	11.60
1405A	100-ft. spool ⅝″ O.D.	1	22.0	24.20
1405B	500-ft. spool ⅝″ O.D.	1	111.0	117.00

INDOOR AERIAL

EXTREMELY FLEXIBLE conductor, tightly woven brown cotton braid. Will not kink and can be easily concealed. Also suitable for loop aerials.

Cat. No.	Put-up	Std. Pkg.	Wt. Ea. Lbs.	List Price Each
1089	20-ft. carton	20	.05	$0.18
1090	60-ft. carton	5	.16	.42
1091	125-ft. carton	5	.30	.74
1092	1000-ft. spool	1	2.75	5.55

NEW!

SUPER-FLEXIBLE MICROPHONE CABLE

Cat. No.		List Price Each
1240	Put up in 100′ spool; approx. O.D. $\frac{7}{32}$″; standard package 3; wt. 3 lbs.	$7.88
1240A	Put up in 250′ spool; approx. O.D. $\frac{7}{32}$″; standard package 1; wt. 6¾ lbs.	20.00
1240B	Put up in 500′ spool; approx. O.D. $\frac{7}{32}$″; standard package 1; wt. 13½ lbs.	39.27

All prices subject to change without notice.

Copyright by U. C. P., Inc.

LENZ

WIRES *Quality Products* CABLES

DYNAMIC SPEAKER EXTENSION CABLE

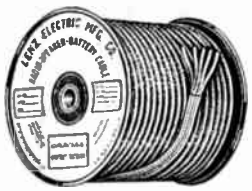

Individual conductors consist of flexible tinned copper, rubber insulation and color-coded cotton braid. Brown cotton braid applied overall. Suitable for either permanent or portable PUBLIC ADDRESS systems.

No. 20 STRANDED CONDUCTORS

Cat. No.	Put-up	Std. Pkg.	Wt. Ea. in lbs.	List Price Each
1139	100-ft. spool, 2 conductor, No. 20	3	2.0	$3.55
5139	500-ft. spool, 2 conductor, No. 20	1	12.0	17.65
1140	100-ft. spool, 3 conductor, No. 20	3	2.7	4.65
5140	500-ft. spool, 3 conductor, No. 20	1	15.5	23.10
1141	100-ft. spool, 4 conductor, No. 20	3	3.5	5.83
5141	500-ft. spool, 4 conductor, No. 20	1	19.5	29.05
1142	100-ft. spool, 5 conductor, No. 20	3	4.0	6.80
5142	500-ft. spool, 5 conductor, No. 20	1	22.0	33.90
1143	100-ft. spool, 6 conductor, No. 20	3	5.0	7.85
5143	500-ft. spool, 6 conductor, No. 20	1	27.0	39.15
1144	100-ft. spool, 7 conductor, No. 20	3	6.0	9.15
5144	500-ft. spool, 7 conductor, No. 20	1	32.0	45.67

No. 16 & No. 20 STRANDED CONDUCTORS

Cable consists of two heavy conductors for voice-coil circuit.

Cat. No.	Put-up	Std. Pkg.	Wt. Ea. in lbs.	List Price Each
1141A	100-ft. spl., 4 cond., 2 No. 16 and 2 No. 20	3	4.5	$7.67
1141B	500-ft. spl., 4 cond., 2 No. 16 and 2 No. 20	1	24.5	38.28
1142A	100-ft. spl., 5 cond., 2 No. 16 and 3 No. 20	3	5.6	8.85
1142B	500-ft. spl., 5 cond., 2 No. 16 and 3 No. 20	1	30.0	44.30
1143A	100-ft. spl., 6 cond., 2 No. 16 and 4 No. 20	3	6.6	10.07
1143B	500-ft. spl., 6 cond., 2 No. 16 and 4 No. 20	1	35.0	50.23
1144A	100-ft. spl., 7 cond., 2 No. 16 and 5 No. 20	3	7.6	11.25
1144B	500-ft. spl., 7 cond., 2 No. 16 and 5 No. 20	1	40.0	56.13

RUBBER JACKETED DYNAMIC SPEAKER EXTENSION CABLE

Heavy Tough Rubber Jacket Applied Overall—Suitable for Portable Public Address Systems

(Not Shielded)

No. 20 STRANDED CONDUCTORS

Cat. No.	Put-up	Approx. O.D.	Std. Pkg	Wt. Ea. in lbs.	List Price Each
1700	100-ft. spool, 4 conductor	5/16"	1	6.5	$7.65
1701	500-ft. spool, 4 conductor	5/16"	1	34.5	38.05

No. 16 & No. 20 STRANDED CONDUCTORS

Cat. No.	Put-up	Approx. O.D.	Std. Pkg.	Wt. Ea. in lbs.	List Price Each
1700A	100-ft. spool, 4 conductor	13/32"	1	8.0	$10.35
1700B	500-ft. spool, 4 conductor	13/32"	1	42.0	51.60

HEAD SET CORDS

DOUBLE HEAD-SET CORDS

Trim A has pin tips on all ends. Trim B has loop tips on head-set end and pin tips opposite end. Mercerized cotton braid.

Trim A

CAT. No. 1225A

5-Ft. Lengths—Trim A

Quantity	Weight in lbs.	List Price Per Cord
Lots of 12	.6	$0.58
Lots of 25	1.3	.55
Lots of 100	5.2	.49

CAT. No. 1225B

5-Ft. Lengths—Trim B

Quantity	Weight in lbs.	List Price Per Cord
Lots of 12	.6	$0.58
Lots of 25	1.3	.55
Lots of 100	5.2	.49

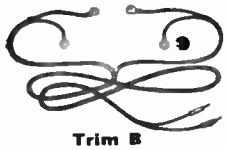

Trim B

SINGLE PHONE CORDS

Also Used on Magnetic Speakers and Electric Pickups

Construction — Good grade tinsel conductor, well insulated. Overall braid mercerized cotton.

CAT. No. 1235A

5-Ft. Lengths—Trim A

Quantity	Weight in lbs.	List Price Per Cord
Lots of 12	.5	$0.42
Lots of 25	1.2	.38
Lots of 100	4.8	.35

Trim A

Trim B

CAT. No. 1235B

5-Ft. Lengths—Trim B

Quantity	Weight in lbs.	List Price Per Cord
Lots of 12	.5	$0.42
Lots of 25	1.2	.38
Lots of 100	4.8	.35

EXTENSION CORDS

20-FOOT LENGTHS

Extra flexible tinsel conductor, well insulated. Overall mercerized cotton braid. Can be used on auxiliary speaker or phono pick-up extension.

CAT. No. 1245

Put-up	Weight Per Lot	List Price Per Cord
Lots of 12—20-ft. length	2.2	$0.75
Lots of 25—20-ft. length	4.5	.72
Lots of 100—20-ft. length	18.0	.67

RADIO BATTERY CABLE

Consists of two heavy conductors for "A" battery supply. All conductors color-coded. Durable brown cotton braid overall.

Cat. No.	Put-up	Std. Pkg.	Wt. Ea. in lbs.	List Price Each
1150	100-ft. spool, 5 conductor	3	5.0	$7.55
1150A	500-ft. spool, 5 conductor	1	27.0	37.55
1151	100-ft. spool, 7 conductor	2	7.0	9.85
1151A	500-ft. spool, 7 conductor	1	37.0	49.17
1152	100-ft. spool, 9 conductor	1	10.0	12.33
1152A	500-ft. spool, 9 conductor	1	52.0	61.55

All prices subject to change without notice.

Copyright by U. C. P., Inc.

LENZ

WIRES *Quality Products* CABLES

TRANSMISSION LINE FOR ALL-WAVE DOUBLET ANTENNA SYSTEM

NOT SHIELDED

Excellent for short-wave reception. Conductors are of solid copper, insulated with a heavy coating of enamel, and weatherproof cotton braid, color coded.

Cat. No.	Put-up	Standard Package	Wt. Ea. in lbs.	List Price Each
1260	100-ft. spool	5	1	$1.88
1261	500-ft. spool	1	5	8.48

SHIELDED

Ideal for short-wave reception. Conductors are of solid copper, insulated with a heavy coating of enamel over which is placed a weatherproof cotton braid, color coded. A closely woven bare copper shield is placed over all for grounding purposes.

Cat. No.	Put-up	Standard Package	Wt. Ea. in lbs.	List Price Each
1262	100-ft. spool	5	2.25	$3.65
1263	500-ft. spool	1	11.25	17.35

EO 1 AMATEUR TRANSMISSION CABLE

SURGE IMPEDANCE 72 OHMS FOR AMATEUR TRANSMITTERS AND RECEIVERS. USED IN LENGTHS UP TO 1000 FEET WITH LOW LOSS

Cat. No.	Put-up	Standard Package	Weight Ea. in lbs.	List Price Each
2010	100′ coil	1	6.7	$13.50
2011	250′ coil	1	16.7	33.75
2012	500′ coil	1	33.5	67.50
2013	1000′ coil	1	67.0	135.00

TWISTED PAIR BRAID OVERALL DOUBLET TRANSMISSION CABLE

BLACK weatherproof braid overall suitable as transmission line for DOUBLET ANTENNA SYSTEM required on "ALL WAVE" RADIO RECEIVERS.

Cat. No.	Put-up	Standard Package	Weight Ea. in lbs.	List Price Each
1264	100′ spool	5	2.45	$3.55
1265	500′ spool	1	11.90	16.88

SHIELDED LOW CAPACITY CABLE

For auto antennae lead-in and short-wave converters. Extremely low capacity between conductor and shield permits shield grounding without excessive loss signal.

Cat. No.	Put-up	Std. Pkg.	Wt. Ea. in lbs.	List Price Each
1194	50-ft. coil ½″ O.D.	3	4.0	$7.10
1195	100-ft. spool ½″ O.D.	1	10.0	14.75
1195B	500-ft. spool ½″ O.D.	1	50.0	69.85
1196	50-ft. spool ¼″ O.D.	3	2.5	3.48
1197	100-ft. spool ¼″ O.D.	1	7.0	7.50
1197B	500-ft. spool ¼″ O.D.	1	37.0	33.60

Shielded Low Capacity Weatherproof Tubing

LOOM

⅛″ I.D. Shielded low capacity weatherproof tubing, approximately ¼″ O.D. Small outside diameter permits easy assembly in corner post of auto as shield for antennae lead-in. Excellent for shielding output of signal generators. Used by many prominent manufacturers of auto radio.

Cat. No.	Put-up	Std. Pkg.	Wt. Ea. in lbs.	List Price Each
1293	50-ft. spool ⅛″ I.D.	3	2.0	$4.50
1294	100-ft. spool ⅛″ I.D.	1	4.0	8.77
1296	500-ft. spool ⅛″ I.D.	1	20.0	43.83

RUBBER JACKETED SHIELDED LOW CAPACITY CABLE

SINGLE CONDUCTOR

Outer rubber jacket insures **Positive Weatherproofing.** Excellent interference eliminator on broadcast band. Suggest ends be sealed after installation to prevent moisture absorption.

Cat. No.	Put-up	Std. Pkg.	Wt. Ea. in lbs.	List Price Each
1400	50-ft. coil ⅛″ O.D.	1	4.0	$5.47
1400A	100-ft. spool ⅛″ O.D.	1	8.0	10.73
1400B	500-ft. spool ⅛″ O.D.	1	40.0	53.50
1405	50-ft. coil ⅝″ O.D.	1	12.0	11.60
1405A	100-ft. spool ⅝″ O.D.	1	22.0	24.20
1405B	500-ft. spool ⅝″ O.D.	1	111.0	117.00

INDOOR AERIAL

EXTREMELY FLEXIBLE conductor, tightly woven brown cotton braid. Will not kink and can be easily concealed. Also suitable for loop aerials.

Cat. No.	Put-up	Std. Pkg.	Wt. Ea. Lbs.	List Price Each
1089	20-ft. carton	20	.05	$0.18
1090	60-ft. carton	5	.16	.42
1091	125-ft. carton	5	.30	.74
1092	1000-ft. spool	1	2.75	5.55

NEW!

SUPER-FLEXIBLE MICROPHONE CABLE

Cat. No.		List Price Each
1240	Put up in 100′ spool; approx. O.D. $\frac{7}{32}$″; standard package 3; wt. 3 lbs.	$7.88
1240A	Put up in 250′ spool; approx. O.D. $\frac{7}{32}$″; standard package 1; wt. 6¾ lbs.	20.00
1240B	Put up in 500′ spool; approx. O.D. $\frac{7}{32}$″; standard package 1; wt. 13½ lbs.	39.27

All prices subject to change without notice.

Copyright by U. C. P., Inc.

ALPHA-WIRE-PRODUCTS

LACQUERED HOOK-UP AND LEAD-IN WIRE
High Gloss Lacquered Braid

GENERAL PURPOSE: For point to point soldering connections on transformers, amplifiers, panel hook-up, etc., where a low loss dielectric is required. It is not a pushback wire but will strip easily.
CONSTRUCTION: Stranded tinned conductor, free stripping rubber, silk braid highly lacquered.

No.	Length Feet	Size	Tinned Strand	Rubber Thickness	Voltage Breakdown (60 Cycles)	D.C. Resistance Per Foot (Megohms)	O.D.	List Price
1511	25 Spool	20	10/30	1/64"	7000	290	.090"	$0.30
1513	100 Spool	20	10/30	1/64"	7000	290	.090"	1.25
1515	500 Spool	20	10/30	1/64"	7000	290	.090"	5.65
1521	25 Spool	18	16/30	1/64"	7000	300	.110"	.45
1523	100 Spool	18	16/30	1/64"	7000	300	.110"	1.65
1525	500 Spool	18	16/30	1/64"	7000	300	.110"	7.50
1531	25 Spool	18	16/30	1/32"	8500	460	.135"	.45
1533	100 Spool	18	16/30	1/32"	8500	460	.135"	1.70
1535	500 Spool	18	16/30	1/32"	8500	460	.135"	8.00
1541	25 Spool	16	26/30	1/32"	8500	460	.150"	.55
1543	100 Spool	16	26/30	1/32"	8500	460	.150"	2.25
1545	500 Spool	16	26/30	1/32"	8500	460	.150"	10.25

Size #18 Stranded 1/32" Stock Colors: Black, Red, Green, Yellow, Blue, Brown, White. Other sizes Stock Colors: Black and Red.

"LACTIV" WIRE (Pushback)

GENERAL PURPOSE: Pushback hook-up wire in various colors for circuit identification.

CONSTRUCTION: Single conductor, solid or stranded tinned copper, served, .010" special rubber compound, colored cotton braid waxed.

No.	Length	Size	Strand	Voltage Breakdown (60 Cycles)	D.C. Resistance Per Foot (Megohms)	O.D.	List Price
1411	25 Ft. Spool	22	Solid	2500	16	.080"	$0.22
1413	100 Ft. Spool	22	Solid	2500	16	.080"	.85
1415	1000 Ft. Spool	22	Solid	2500	16	.080"	7.75
1421	25 Ft. Spool	20	Solid	2400	15.5	.090"	.30
1423	100 Ft. Spool	20	Solid	2400	15.5	.090"	1.00
1425	1000 Ft. Spool	20	Solid	2400	15.5	.090"	9.00
1431	25 Ft. Spool	18	Solid	2450	16	.097"	.33
1433	100 Ft. Spool	18	Solid	2450	16	.097"	1.15
1435	1000 Ft. Spool	18	Solid	2450	16	.097"	10.65
1441	25 Ft. Spool	16	Solid	2200	15	.105"	.40
1443	100 Ft. Spool	16	Solid	2200	15	.105"	1.45
1445	1000 Ft. Spool	16	Solid	2200	15	.105"	14.00
1451	25 Ft. Spool	14	Solid	2150	14.8	.130"	.55
1453	100 Ft. Spool	14	Solid	2150	14.8	.130"	1.95
1455	1000 Ft. Spool	14	Solid	2150	14.8	.130"	18.75
1301	25 Ft. Spool	22	7/30	2500	16	.080"	.25
1303	100 Ft. Spool	22	7/30	2500	16	.080"	.95
1305	1000 Ft. Spool	22	7/30	2500	16	.080"	8.50
1311	25 Ft. Spool	20	10/30	2300	15.5	.090"	.30
1313	100 Ft. Spool	20	10/30	2300	15.5	.090"	1.05
1315	1000 Ft. Spool	20	10/30	2300	15.5	.090"	9.75
1321	25 Ft. Spool	18	16/30	2400	16	.097"	.35
1323	100 Ft. Spool	18	16/30	2400	16	.097"	1.25
1325	1000 Ft. Spool	18	16/30	2400	16	.097"	11.50
1331	25 Ft. Spool	16	26/30	2200	15	.105"	.45
1333	100 Ft. Spool	16	26/30	2200	15	.105"	1.75
1335	1000 Ft. Spool	16	26/30	2200	15	.105"	16.25
1341	25 Ft. Spool	14	41/30	2150	14.8	.130"	.60
1343	100 Ft. Spool	14	41/30	2150	14.8	.130"	2.20
1345	1000 Ft. Spool	14	41/30	2150	14.8	.130"	21.00

22-20-18—Stranded and Solid Stock Colors: Black, Red, Green, Yellow, Blue, Brown, White.
16-14—Stranded and Solid Colors: Black and Red.

SHIELDED LEAD-IN AND GROUND WIRE

GENERAL PURPOSE: Eliminates interference caused by motors, high tension wires, X-Ray machines or other apparatus that radiate electrical impulses. Can also be used for grid and plate leads.
CONSTRUCTION: Stranded tinned conductor, free strip rubber, braided tinned copper shield overall. Frequency: 3000 K.C.

No	Length Feet	Size	Strand	Thickness Rubber	Maximum Capacity Per Foot	Surge Impedance (Ohms)	Power Factor Percent	O. D.	List Price
1201	250 Spool	14	41/30	3/64"	84 mmf.	27.7	1.98	.180"	$10.00
1205	50 Carton	14	41/30	3/64"	84 mmf.	27.7	1.98	.180"	2.15
1211	250 Spool	16	26/30	1/32"	66 mmf.	33.7	1.63	.150"	7.50
1215	50 Carton	16	26/30	1/32"	66 mmf.	33.7	1.63	.150"	1.55
1221	500 Spool	18	16/30	1/64"	97 mmf.	23.1	1.90	.115"	11.65
1225	500 Spool	20	10/30	1/64"	92 mmf.	29.3	2.10	.107"	9.40

LACQUERED PRIMARY WIRE

GENERAL PURPOSE: For automobile head, tail, side, dashboard lamps, horn, spotlight, instrument leads and general primary voltage applications.
CONSTRUCTION: Stranded soft annealed tinned copper, insulated with rubber, over which is a highly lacquered braid. Oil, heat, and moisture-resistant.

No.	Spool	Size	Strand	Rubber	O.D.	List	No.	Spool	Size	Strand	Rubber	O.D.	List
1983	100'	10	19/23	1/32"	.208"	$6.25	1995	100'	16	26/30	1/32"	.155"	$2.15
1989	100'	18	16/30	1/64"	.110"	1.60	1996	500'	16	26/30	1/32"	.155"	9.75
1990	500'	18	16/30	1/64"	.110"	7.25	1997	100'	14	41/30	1/32"	.170"	2.50
1991	100'	18	16/30	1/32"	.147"	1.65	1998	500'	14	41/30	1/32"	.170"	11.50
1992	500'	18	16/30	1/32"	.147"	7.50	1999	100'	12	19/25	1/32"	.190"	3.75

BRAIDED SHIELDING



GENERAL PURPOSE: For shielding speaker leads, lead-ins, amplifier wires, auto radio installations. Also for bonding.
CONSTRUCTION: Composed of very fine soft annealed copper wire braided and rolled flat.

BARE COPPER				TINNED COPPER			
No.	Spool	I.D.	List	No.	Spool	I.D.	List
1226	50 Ft.	1/4"	$1.65	1230	50 Ft.	3/16"	$1.50
				1231	50 Ft.	1/4"	1.90
1227	50 Ft.	3/8"	1.90	1232	50 Ft.	3/8"	2.25
				1232D	250 Ft.	3/8"	10.00
1228	50 Ft.	5/8"	3.90	1233	50 Ft.	5/8"	4.00

"SUPER HI-TENSION" KINKLESS TEST LEAD WIRE

GENERAL PURPOSE: As test leads in analyzers, oscillators and all other types of testing apparatus or wherever an EXTRA FLEXIBLE insulated wire is required.
CONSTRUCTION: #20-41/36 tinned soft annealed copper, concentric strand, cotton wrap, 3/64" "Super Hi-Tension" rubber, satin finish.

No.	Spool Feet	Voltage Breakdown (60 Cycles)	D.C. Resistance Per Foot (Megohms)	O.D.	List Price
1633	100	10,000 V.	710	.140"	$1.70
1635	500	10,000 V.	710	.140"	8.00

STOCK COLORS: RED and BLACK

Heavy Duty Type

GENERAL PURPOSE: For television therapeutic equipment, analyzers, oscillators, etc. or wherever a heavy duty high voltage line is required.
CONSTRUCTION: #18-66 36 tinned soft annealed copper wire, concentric strand, cotton wrap, heavy "Super Hi-Tension" rubber, satin finish.

1637	100	22,000 V.	Over 1,000	.248"	$5.00
1638	500	22,000 V.	Over 1,000	.248"	22.50

STOCK COLORS: RED and BLACK

AUTO RADIO SHIELDED LEAD-IN

GENERAL PURPOSE: As an antenna lead-in to reduce interference of ignition pick-up.
CONSTRUCTION: Single conductor, stranded tinned copper, insulated with rubber, jute fillers, close tinned copper shield overall.

No.	Spool	Max. Capacity Per Ft.	O.D.	List
1239	100'	27.6 mmf.	.250"	$7.50
1240	100'	9.7 mmf.	.500"	11.25

SHIELDED LOW LOSS CABLE

GENERAL PURPOSE: For auto radios, lead-ins, phonograph pick-ups, short wave receivers and for grid leads in the input stages of PA amplifiers.
CONSTRUCTION: Single conductor #20-10/30 stranded tinned copper, insulated with low loss rubber compound white silk braid, tinned copper shield overall.

No.	Spool	Capacity Per Foot	O.D.	List
1241	100 Ft.	22.6 mmf.	.225"	$4.90

7 MM SHIELDED IGNITION CABLE

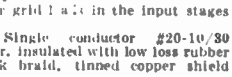

GENERAL PURPOSE: For automotive and aircraft ignition systems requiring grounding to overcome interference.
CONSTRUCTION: Single conductor #16-19/29 stranded tinned copper, rubber insulated, cotton braid highly lacquered, braided tinned copper shield overall.

No.	Spool	O.D.	List
1193	100 Ft.	.300"	$8.00

SHIELDED LOOM

GENERAL PURPOSE: For shielding auto antenna lead-ins. Shields the output of signal generators.
CONSTRUCTION: Made of heavy braided loom, weatherproofed and covered with a closely woven tinned copper shield.

No.	Spool	I.D.	List
1236	50 Ft.	3/8"	$6.25
1237	50 Ft.	5/16"	5.00
1238	50 Ft.	3/16"	3.65

7 MM LACQUERED IGNITION WIRE

GENERAL PURPOSE: For automotive ignition systems.
CONSTRUCTION: Single conductor #16-19/29 stranded tinned copper, rubber insulated, cotton braid highly lacquered.

No.	Spool	O.D.	List
1981	100 Ft.	.275"	$4.40

Copyright by U. C. P., Inc.

ALPHA-WIRE-PRODUCTS

ALPHA SPECIAL SPOOL ASSORTMENT

On Attractive Metal Spools

. . . Including . . .

PUSHBACK
HOOK-UP
RUBBER COVERED
AUTOMOTIVE PRIMARY
SHIELDED
LEAD-IN
FIXTURE
LAMP WIRE

LIST 63c EACH

Catalog No.		Approximate Quantity per Spool
9801	#22 Solid Pushback Wire-Assorted Colors	85 Ft.
9802	#20 Solid Pushback Wire-Assorted Colors	70 Ft.
9804	#18 Solid Pushback Wire-Assorted Colors	60 Ft.
9805	#16 Solid Pushback Wire-Assorted Colors	40 Ft.
9806	#14 Solid Pushback Wire-Assorted Colors	35 Ft.
9811	#22 Stranded Pushback Wire-Assorted Colors	70 Ft.
9812	#20 Stranded Pushback Wire-Assorted Colors	60 Ft.
9814	#18 Stranded Pushback Wire-Assorted Colors	50 Ft.
9815	#16 Stranded Pushback Wire-Assorted Colors	35 Ft.
9816	#14 Stranded Pushback Wire-Assorted Colors	25 Ft.
9820	#20 Stranded 1/32" R. C. Wire-Black	100 Ft.
9822	#18 Stranded 1/32" R. C. Wire-Black	75 Ft.
9824	#16 Stranded 1/32" R. C. Wire-Black	45 Ft.
9827	#14 Stranded 3/64" R. C. Wire-Black	35 Ft.
9828	#18 Solid 3/64" R. C. Lead-In Wire-Black	70 Ft.
9829	#20 Solid 3/64" R. C. Lead-In Wire-Black	100 Ft.
9830	#18 Stranded 1/32" R. C. Lacquered Braid-Assorted Colors	40 Ft.
9834	#20 Stranded 1/64" R. C. Shielded Lead-In	35 Ft.
9837	"Super Hi-Tension" Test Prod Colored Rubber Wire-Black and Red	35 Ft.
9838	Heavy Duty "Super Hi-Tension" Test Prod Colored Rubber Wire-Black and Red	12 Ft.
9840	A.C.-D.C. Indoor Aerial Wire	100 Ft.
9848	#18 E-Z Strip All Rubber Parallel Lamp Cord-Approved—Assorted Colors	25 Ft.
9870	#18 Plain Tinned Copper	100 Ft.
9875	#18 Annunciator (Bell) Wire	100 Ft.

MAGNET WIRE

Plain Enameled

Size B & S	38¢ Special Footage Spool	List Price	¼ Lb. Spool	List Price	½ Lb. Spool	List Price
14	27	$0.38	19	$0.28	39	$0.53
16	45	.38	30	.30	60	.53
18	60	.38	50	.30	100	.53
20	95	.38	80	.33	160	.53
22	150	.38	125	.35	250	.55
24	220	.38	200	.35	400	.60
26	310	.38	315	.43	635	.63
28	460	.38	505	.45	1010	.75
30	610	.38	805	.48	1610	.83
32	820	.38	1275	.53	2550	.90
34	1220	.38	2030	.63	4060	1.05
36	1620	.38	3220	.73	6440	1.20
38	2000	.38	5120	.90	10240	1.43
40	2500	.38	8140	1.38	16280	2.10

Double Cotton Covered

14	27	$0.38	19	$0.33	39	$0.58
16	37	.38	30	.35	60	.58
18	53	.38	50	.35	95	.63
20	65	.38	75	.40	150	.68
22	90	.38	115	.45	235	.78
24	120	.38	180	.48	360	.93
26	160	.38	280	.60	560	1.10
28	190	.38	430	.70	860	1.33
30	220	.38	645	.85	1290	1.58
32	240	.38	965	1.03	1930	1.95
34	260	.38	1350	1.45	2700	2.80
36	280	.38	1675	2.04	3350	3.85

Double Silk Covered

18	32	$0.38	50	$0.55	100	$1.05
20	44	.38	80	.65	160	1.25
22	62	.38	125	.73	250	1.43
24	87	.38	195	.85	395	1.65
26	105	.38	310	1.04	620	2.00
28	125	.38	490	1.15	980	2.25
30	145	.38	765	1.30	1530	2.50
32	170	.38	1190	1.75	2380	3.40
34	200	.38	1785	2.25	3570	4.40
36	230	.38	2685	3.50	5370	6.75

FLEXIBLE VARNISHED TUBING

RADIO TUBING—(Spaghetti). A sleeving with a heavy coat of varnish, in high gloss vivid colors. Average dielectric strength: **5,000 volts.**

SATURATED SLEEVING—A fibre yarn sleeving saturated with high grade insulating varnish. Cuts clean and has a smooth interior wall. Average dielectric strength: **1,200 volts.**

MAGNETO TUBING—The production of this type of tubing is under rigid control so as to insure a maximum in quality. It is thoroughly impregnated with a varnish of maximum insulating value. It is resistant to heat, oil, gas and acids. Colors are bright and vivid. Average dielectric strength: **7,000 volts.**

Note: Sizes follow the B & S System of gauging wires. For instance, a #10 tubing will fit over a #10 bare wire or any wire with an insulation of which the O.D. is equivalent to #10 B & S gauge. If in doubt, it is best to submit a sample of the wire or product to be covered.

		List Prices Per 100 Feet					List Prices Per 100 Feet		
No.	App. I.D.	Radio Tubing	Sat. Sleeving	Magneto Tubing	No.	App. I.D.	Radio Tubing	Sat. Sleeving	Magneto Tubing
20	.034	$4.15	$2.75	$6.25	8	.133	$6.25	$4.50	$9.40
19	.038	4.15	2.75	6.25	7	.148	6.90	4.75	10.00
18	.042	4.15	2.75	6.25	6	.166	7.65	5.15	10.75
17	.047	4.15	2.75	6.25	5	.186	8.25	5.65	11.50
16	.053	4.25	2.90	6.50	4	.208	9.00	6.15	12.25
15	.059	4.25	2.90	6.75	3	.234	9.75	6.65	13.00
*14	.066	4.70	3.25	7.00	2	.263	10.40	7.15	14.50
*13	.076	4.75	3.40	7.15	1	.294	10.75	7.65	16.25
*12	.085	4.90	3.50	7.25	0	.330	12.25	8.25	18.75
11	.095	5.15	3.65	8.00	3/8	.375	14.75	8.90	21.25
10	.106	5.25	3.75	8.50	7/16	.438	17.25	9.50	23.75
9	.118	5.65	4.25	9.00	1/2	.500	19.75	10.15	26.25
					5/8	.625	22.25	10.75	31.25

Tolerances: Sizes 0 to 2—plus or minus .005"
3 to 13—plus or minus .004"
14 to 20—plus or minus .002"

Lengths—Standard 36"
*30"

AC-DC ANTENNA WIRE

GENERAL PURPOSE: Ideal replacement wire for universal midgets, indoor aerials and loop antennae.

CONSRUCTION: Single conductor #23-20/36 stranded bare copper, extra flexible, covered with a dark brown cotton braid overall.

Number	Length	Put-Up	List
1281	25 Ft.	Disc	$0.18
1282	100 Ft.	Spool	.65
1283	500 Ft.	Spool	2.75
1284	1000 Ft.	Spool	5.25

AC-DC RESISTANCE LINE CORDS

These line cords are built with a third element voltage drop resistor to take care of reducing line voltage and also increase life of coils and condensers as well as eliminate heat generated by the receiver. Equipped with a soft rubber unbreakable attachment plug.

INDIVIDUALLY BOXED
FOR SETS WITH FOLLOWING TUBES

No.	Ohms	For Tubes
1174	135	4-6.3 Volt Tubes, 1-43, 1-25Z5
1175	160	3-6.3 Volt Tubes, 1-43, 1-25Z5
1175B	180	4-6.3 Volt Tubes, 1-43, 1-12Z3 2-6.3 Volt Tubes, 1-43, 1-25Z5
1176	220	3-6.3 Volt Tubes, 1-43, 1-12Z3
1176B	250	2-6.3 Volt Tubes, 1-43, 1-12Z3 3-6.3 Volt Tubes, 1-25Z5
1177	290	3-6.3 Volt Tubes, 1-12Z3
1178	330	4-6.3 Volt Tubes 2-6.3 Volt Tubes, 1-12Z3
1179	360	1-6.3 Volt Tube, 1-12Z3 3-6.3 Volt Tubes

List Price, each $0.60

HEAVY DUTY RUBBER EXTENSION CORD SET

Best for extending power lines of motors, refrigerators, washing machines, electric drills, vacuum cleaners, etc. Construction 18-2 SJ service cord, rubber connector one end, other end rubber plug.

Number	Length		List
4139	9 Ft.	Extension Cord	$0.80
4142	12 Ft.	Extension Cord	.93

E-Z STRIP POWER CORDS

Ideal power supply cord for replacement on radios, lamps, fans, etc. Made of E-Z strip all rubber parallel cord (UNDERWRITERS APPROVAL) with a small unbreakable soft rubber attachment plug. Free end stripped and tinned ready to attach.

INDIVIDUALLY BOXED

No.	Lgth.	List	No.	Lgth.	List	No.	Lgth.	List
2106	6'	$0.23	2109	9'	$0.28	2112	12'	$0.35

GUY WIRE

GENERAL PURPOSE: Extensively used on transmitter and receiver poles and towers.

CONSTRUCTION: Galvanized steel wire having extremely high tension strength.

Number	Length	List
2195	25 Ft. Coil	$0.25
2196	50 Ft. Coil	.50

CUBE TAP EXTENSION CORD

Constructed of ALPHA E-Z Strip rubber cord. A three outlet Bakelite tap is at one end and an unbreakable rubber attachment plug on the other end. (UNDERWRITERS APPROVAL.)

INDIVIDUALLY BOXED

No.	Lgth.	List	No.	Lgth.	List	No.	Lgth.	List
4106	6'	$0.40	4110	10'	$0.48	4115	15'	$0.60
4109	* 9'	.45	4112	12'	.55	4120	20'	.70

ANNUNCIATOR (BELL) WIRE

Pure copper, two cotton serves reversed and heavy paraffin impregnation are the components used in our wire. Supplied in assorted colors.

No.	Single	List
1970	25 Ft. Carton	$0.15
1971	¼ Lb. Carton	.22
1972	½ Lb. Carton	.40
1974	7 Lb. Spool	5.25
	Twisted Pair	
1975	7 Lb. Spool	5.80

SPAGHETTI TUBING

Takes up to a No. 14 wire. Black, Yellow, Red, Green and Brown.

		List
No. 2091	30" Lengths ..... Each	$0.09½

40 (Full Unit Quantity)

Copyright by U. C. P., Inc.

ALPHA-WIRE-PRODUCTS

SHIELDED DUPLEX SPEAKER CABLE

GENERAL PURPOSE: For PA systems, photo-electric cell circuits, master control sound systems, etc.
CONSTRUCTION: Two conductors twisted, each #18-16/30 stranded tinned copper, 1/32" "Hi-Tension" rubber, color coded, paper wrap over both conductors, close tinned copper shield overall.

No.	Ft. per Spool	Conductors	Maximum Capacity per Ft. Cond. to Shield	Bet. Cond.	O. D.	List Price
1285	500	2	65 mmf.	23 mmf.	.250"	$27.50

ARMORED DUPLEX SPEAKER CABLE
Varnished Cambric Type

GENERAL PURPOSE: For PA systems, oil burner installations, automotive wiring, etc.
CONSTRUCTION: Two conductors parallel, each #18-16/30 stranded tinned copper, varnished cambric wrapped, color coded waxed cotton braid, galvanized steel armor overall.

Number	Spool	O. D.	List Price
1272	500 Ft.	.132" x .182"	$21.40

Rubber Insulated Type

GENERAL PURPOSE: Loud speaker wiring in master control sound systems.
CONSTRUCTION: Two conductors parallel, each #18-16/30 stranded tinned copper, color coded cotton serve, 1/64" 40% rubber, paper wrap over both conductors, galvanized steel armor overall.

Number	Spool	O. D.	List Price
1273	500 Ft.	.190" x .245"	$21.40

COMMUNICATION SYSTEM CABLE

GENERAL PURPOSE: For interior use designed for connecting inter-communication systems, annunciators, telephones, etc.
CONSTRUCTION: Each conductor solid tinned copper wire, two cotton reverse serves paraffined, color coded, conductors twisted into pairs, then covered with an impregnated double paper wrap, and overall a cotton braid saturated with a moisture-proof, slow-burning, rodent-proof compound.

Number	Spool	Size	No. of Pairs	O. D.	List
1276	100 Ft.	22	6 (12 Conductors)	.310"	$10.00
1277	100 Ft.	22	10 (20 Conductors)	.375"	16.25

SHIELDED MULTIPLE CONDUCTOR CABLE

GENERAL PURPOSE: For indoor permanent or portable P.A. systems, photo electric cell circuits, sound recording and auto radios.
CONSTRUCTION: Each conductor #20-10/30 stranded tinned copper, 1/64" rubber, color coded cotton braid, conductors twisted, tinned copper shield overall. #1262, #1263, #1264 same specifications except with glazed brown cotton braid over shield.

No.	Ft. per Spool	Conductors	Maximum Capacity per Ft. Cond. to Shield	Bet. Cond.	O. D.	List Price
TINNED SHIELD OVERALL						
1256	100	2	60.5 mmf.	32 mmf.	.215"	$4.65
1257	100	3	54.0 mmf.	29 mmf.	.240"	5.75
1258	100	4	48.0 mmf.	26 mmf.	.270"	7.15
COTTON BRAID OVER SHIELD						
1262	100	2	60.5 mmf.	32 mmf.	.225"	$5.25
1261	100	3	54.0 mmf.	29 mmf.	.245"	8.00
1264	100	4	48.0 mmf.	26 mmf.	.275"	9.40

SHIELDED TRANSMISSION LINE

GENERAL PURPOSE: For inter-communication, short wave, PA systems, etc.
CONSTRUCTION: Two conductors twisted, each #19 solid copper, heavy enamel coated, cotton serve, cotton braid waxed, color coded, bare copper shield overall.

No.	Spool	Maximum Capacity Per Foot	Frequency (KC)	Surge Impedance (Ohms)	Power Factor (Percent)	O. D.	List Price
1267	500 Ft.	27.3 mmf.	3,000	69.6	1.41	.145"	$14.40

Surge impedence is one-half the above when using shield as common conductor in dual transmission line.

UNSHIELDED TRANSMISSION LINE

GENERAL PURPOSE: For short wave, inter-communication, annunciator systems, etc. where shielding is not required.
CONSTRUCTION: Two conductors twisted, each #19 solid copper, heavy enamel coated, cotton serve, cotton braid waxed, color coded, conductors twisted.

No.	Spool	O. D.	List
1269	500 Ft.	.135"	$7.50

LEAD SHEATHED CABLE

GENERAL PURPOSE: For PA systems, communication, traffic control, mines, railroads and many other uses where severe moisture conditions are encountered.
CONSTRUCTION: Two conductors twisted, each #19 solid tinned copper, 1/32" "Hi-Tension" rubber, coded, overall is a pure lead sheath.

No.	Length	O. D.	List
1270	100 Ft. Spool	.325"	$11.25
1271	1000 Ft. Reel	.325"	$100.00

SPEAKER AND BATTERY CABLE

GENERAL PURPOSE: For connecting speakers, analyzers, remote control units, PA systems or wherever a multiple 500 ohm circuit hook-up is required.
CONSTRUCTION: Each conductor #20-10/30 stranded tinned copper, 1/64" rubber, color coded cotton braid, conductors twisted, glazed brown cotton braid overall.

Number	Spool	Conductors	Capacity Between Conductors	O. D.	List Price
1182	100 Ft.	2	31.5 mmf.	.200"	$3.00
1183	100 Ft.	3	31.0 mmf.	.205"	3.50
1184	100 Ft.	4	30.0 mmf.	.260"	5.00
1185	100 Ft.	5	29.5 mmf.	.300"	6.00
1186	100 Ft.	6	29.2 mmf.	.320"	7.25
1187	100 Ft.	7	28.8 mmf.	.340"	8.25
1188	100 Ft.	8	28.5 mmf.	.370"	9.50
1189	100 Ft.	9	27.9 mmf.	.400"	11.50
1190	100 Ft.	10	27.6 mmf.	.410"	13.15
1192	100 Ft.	12	27.0 mmf.	.430"	15.00

INTER-COMMUNICATION CABLE
Braided Type

GENERAL PURPOSE: Designed for interior use for connecting inter-communication systems, annunciators, thermostat controls of oil burners, air conditioners, etc.
CONSTRUCTION: Each conductor solid bare copper wire, two cotton reverse serves paraffined, color coded, conductors twisted then an overall cotton braid waxed.

Number	Spool	Size	No. of Conductors	O. D.	List
1274	500 Ft.	18	2	.150"	$10.65
1275	500 Ft.	18	3	.175"	12.50

Armored Type

GENERAL PURPOSE: Same as braided type but armored for heavy duty and grounding.
CONSTRUCTION: Same specifications as braided type except galvanized steel armor overall.

Number	Spool	Size	No. of Conductors	O. D.	List
1278/2	500 Ft.	18	2	.150"	$23.00
1278/3	500 Ft.	18	3	.175"	27.75
1278/4	500 Ft.	18	4	.185"	32.90

CRYSTAL MICROPHONE CABLE

GENERAL PURPOSE: Low loss design for use with crystal, ribbon, dynamic and velocity microphones, photo-electric cells. Use #1248 for lapel microphones and phonograph pick-ups.
CONSTRUCTION: Single conductor, extra flexible stranded tinned copper, cotton serve, insulated with special low loss SIC rubber compound, braided tinned copper shield, cotton serve, tough black rubber jacket overall.

No.	Spool	Size	Strand	Max. Capacity per Ft. Between Cond. and Shield	O. D.	List Price
1248	100 Ft.	20	26/34	45 mmf.	.175"	$4.65
1249	100 Ft.	20	26/34	36 mmf.	.255"	5.65

SHIELDED MICROPHONE CABLE

GENERAL PURPOSE: Adaptable for all indoor and outdoor crystal, carbon and condenser microphones as well as public address systems.
CONSTRUCTION: Each conductor #20-26/34 stranded tinned copper, cotton wrap, 1/64" "Hi-Tension" low capacity rubber, color coded, conductors twisted, cushioned with cotton fillers, braided tinned copper shield, cotton wrap, tough black rubber jacket overall.

Number	Spool	Number of Conductors	Max. Capacity per Ft. Between Cond. & Shield	Conds.	O. D.	List Price
1250	100 Ft.	2	70 mmf.	38 mmf.	.270"	$7.15
1251	100 Ft.	3	65 mmf.	38 mmf.	.280"	8.00
1252	100 Ft.	4	65 mmf.	36 mmf.	.300"	9.40
1253	100 Ft.	5	60 mmf.	32 mmf.	.315"	11.75
1254	100 Ft.	6	60 mmf.	30 mmf.	.330"	13.75

UNSHIELDED MICROPHONE CABLE

GENERAL PURPOSE: For indoor and outdoor speakers, permanent or portable PA systems, sound recording and auto radios.
CONSTRUCTION: Each conductor #20-26/31 stranded tinned copper, cotton wrap, 1/32" "Hi-Tension" rubber, color coded, conductors twisted, cushioned with cotton fillers, cotton wrap, tough black rubber jacket overall.

Number	Spool	Number of Conductors	Capacity per Ft. Between Conductors	O. D.	List Price
1244	100 Ft.	2	22 mmf.	.250"	$4.15
1245	100 Ft.	3	20 mmf.	.300"	5.25
1246	100 Ft.	4	18 mmf.	.315"	6.25
1247	100 Ft.	5	17 mmf.	.330"	8.40

Copyright by U. C. P., Inc.

ALPHA-WIRE-PRODUCTS

GENUINE E01 TRANSMISSION CABLE

GENERAL PURPOSE: Standard feeder system for transmitter, frequency modulation, television, short wave, police, aircraft receivers, etc.
CONSTRUCTION: Two conductors #12 solid bare soft annealed copper, paper separator, insulated to .175" low loss moisture resisting rubber compound, twisted, soft cotton braid overall, saturated pitch and mica finish.

No.	Length Feet	Capacity Between Condensers Per Foot	Frequency (K.C.)	Surge Impedance (Ohms)	Power Factor Percent	D. B. Loss Per 100 Feet	List Price
1153	100 Spool	23 mmf.	3,500	72	1	.36	$10.00
1154	250 Reel	23 mmf.	3,500	72	1	.36	23.75
1155	500 Reel	23 mmf.	3,500	72	1	.36	47 50
1156	1000 Reel	23 mmf.	3,500	72	1	.36	95.00

LO-Q CABLE (ULTRA HI-FREQUENCY)

GENERAL PURPOSE: An extremely low loss cable as feeder system for frequency modulation (F.M.) and television.
CONSTRUCTION: 2 conductors #14 solid tinned copper, 1/32" moisture-resisting rubber, both conductors twisted under 3/64" 60% rubber jacket, cotton braid saturated with black flame-resisting finish overall.

No.	Ft. per Spool	Capacity Bet. Conds. Per Foot	Frequency (K.C.)	Surge Impedance (Ohms)	Power Factor	D. B. Loss Per 100 Ft.	Instantaneous Puncture Voltage	Maximum Load Cap. (Watts)	List Price
1152	100	17 mmf.	1,000	100	.03	.04 at 1000 K.C.	35,000 V.	500	$18.25

TRANSMITTING LINE CABLE

GENERAL PURPOSE: Standard feeder system for transmitter, short wave, etc.
CONSTRUCTION: 2 conductors twisted #12 solid bare copper, paper serve, 3/64" code rubber, overall soft cotton braid, weatherproofed.

No.	Ft. per Spool	Maximum Capacity Per Foot	Frequency (K.C.)	Surge Impedance (Ohms)	Power Factor	D. B. Loss Per 100 Feet	List Price
1157	100	28.5	3,500	72	2.34	.725	$5.65

SHIELDED PRIMARY HOOK-UP WIRE

GENERAL PURPOSE: To reduce interference caused by motors, high tension wire, X-Ray machines or other apparatus that radiates electrical impulses.

CONSTRUCTION: Stranded tinned copper, free strip rubber, highly lacquered braid, close tinned copper shield overall.

No.	Ft. per Spool	Size	Strand	Rubber Thickness	O.D.	List Price
1194	100	20	10/30	1/64"	.123"	$2.75
1196	100	18	16/30	1/32"	.157"	3.25
1197	100	16	26/30	1/32"	.172"	3.65

RUBBER SHEATHED SERVICE CORD

(UNDERWRITERS APPROVED)

GENERAL PURPOSE: For use on vacuum cleaners, electric tools, washing machines, refrigerators, appliances, trouble lights, garage lamps or wherever a rough power line is required.

CONSTRUCTION: Each conductor stranded bare copper, cotton separator, 1/32" "Hi-Tension" rubber, color coded, conductors twisted, cushioned with jute fillers, 40% tough rubber jacket overall.

No.	Length Feet	Size	Conductors	Type	Current Carrying Capacity	Voltage Rating	O.D.	List Price
1951	250 Spool	18	2	SV	5 amps	300	.250"	$10.00
1952	250 Spool	18	2	SJ	5 amps	300	.310"	11.90
1953	250 Spool	16	2	SJ	7 amps	300	.340"	15.00
1954	250 Coil	18	2	S	5 amps	600	.390"	22.50
1955	250 Coil	16	2	S	7 amps	600	.410"	26.50
1956	250 Coil	14	2	S	15 amps	600	.540"	51.00

FILAMENT AND HOOK-UP WIRE

GENERAL PURPOSE: Point to point wiring for all radio and electrical uses.
CONSTRUCTION: Single conductor #14-41/30 stranded tinned copper, served, rubber insulation and braid overall, wax impregnated.

No.	Length—Feet	Voltage Breakdown (60 Cycles)	D.C. Resistance Per Foot (Megohms)	O.D.	List Price
1641	25 Spool	2150	14.8	.130"	$0.60
1645	500 Spool	2150	14.8	.130"	10.65

SUPER "HI-TENSION" TEST LEADS



Can readily be connected for testing circuit defects and all devices such as meters, batteries, transformers, etc. An insulation of Alpha "Super Hi-Tension" heavy rubber is over an extremely flexible tinned copper wire (Alpha #1635 Test Prod Wire). Constructed to withstand rough usage and repeated bendings. Handles are of sturdy fibre. Overall length 50". Red and Black leads for easy identification.

INDIVIDUALLY BOXED

No.		List Price
2171	— Needle Point Prods with Spade Terminals	$0.60
2172	— Needle Point Prods with Phone Tip Terminals	.60
2173	— Needle Point Prods with Alligator Clips	.75
2175	— Solderless Prods with Spade Terminals	.60
2176	— Solderless Prods with Phone Tip Terminals	.60
2177	— Solderless Prods with Alligator Clips	.75

TYPE POSJ
E-Z STRIP LAMP CORD

(UNDERWRITERS APPROVED)

GENERAL PURPOSE: For line cord on radios, lamps, electric clocks, food mixers and other small devices.

CONSTRUCTION: Two conductors parallel, each conductor #18-42/34 extra flexible bare copper, color coded cotton serve, 40% tough rubber jacket overall. Slit in jacket to permit "E-Z" separation.

No.	Spool	O.D.	List
1966	100 Ft.	.235" x .130"	$2.50
1967	250 Ft.	.235" x .130"	5.00

FLEXIBLE LAMP CORD AND FIXTURE WIRE

For use on lamps, radio AC or DC lines, ground, aerial connections, etc.

No.	Ft. per Spool	Size	Type	List
1930	1000	18 1/64"	Single Conductor	$8.25
1931	500	18 1/64"	Single Conductor	4.25
1935	500	18 1/64"	Twisted Pair	9.40
1937	250	18 1/32"	Twisted Pair (Approved)	6.50
1940	1000	20 1/64"	Single Conductor	7.75
1941	500	20 1/64"	Single Conductor	4.00

TELEPHONE WIRE—INSIDE

GENERAL PURPOSE: For interior use in dry locations. Designed for connecting inter-communication systems, annunciators, interior telephones, etc. Also used for ground and aerial connections.

CONSTRUCTION: Each conductor solid tinned copper, 1/64" telephone compound rubber, hard glazed cotton braid color coded, conductors twisted.

No.	Coil	Size	Conductors	O.D.	List
1279	500 Ft.	19	2	.250"	$15.00
1280	500 Ft.	19	3	.375"	$22.50

DIAL CABLE

Phosphor Bronze

CONSTRUCTION: Made of 42 strands genuine phosphor bronze wire with a linen center for extra flexibility. Is guaranteed not to warp or stretch.

No.	Ft. per Spool	Tensile Strength	List Price
1689	25	50 lbs.	$1.05
1690	50	50 lbs.	2.05
1691	100	50 lbs.	3.65
1692	500	50 lbs.	16.90

Braided Linen

CONSTRUCTION: Made of the finest linen obtainable. Composed of a very strong linen center over which is a black braid.

No.	Ft. per Spool	Tensile Strength	List Price
	Heavy		
1694	25	40 lbs.	$1.40
1695	100	40 lbs.	4.75
1696	500	40 lbs.	19.50
	Light		
1697	25	22.5 lbs.	1.25
1698	100	22.5 lbs.	4.40
1699	500	22.5 lbs.	16.90
	Extra Thin		
1700	25	18 lbs.	.70

40 (Full Unit Quantity)

Copyright by U. C. P., Inc.

ALPHA-WIRE-PRODUCTS

SPRING AERIAL ADJUSTER

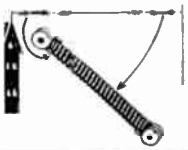

Prevents sagging and swaying. Powerful springs, cadmium plated and corrosion proof.

List Price

No. 1285 Individually Boxed..$0.45

RADIO LIGHTNING ARRESTER



Made of high quality glazed porcelain with nickeled screws and nuts. For indoor or outdoor use. Furnished with two wood screws.

List Price

No. 2001 Individually Boxed....$0.19

DOUBLET LIGHTNING ARRESTER

Made of high quality glazed porcelain with nickeled screws and nuts. For complete protection on doublet antenna systems. For indoor or outdoor use. Furnished with two wood screws.

List Price

No. 2000 Individually Boxed $0.30

LEAD-IN AND GROUND WIRE

GENERAL PURPOSE: Lead-in, ground, hook-up, all purpose wire. CONSTRUCTION: Stranded tinned or solid tinned copper conductor, insulated with live free stripping rubber, jet black waxed finish overall.

No.	Length Feet	Put-Up	Size	Tinned Strand	Rubber Thickness	O. D.	List Price
1114	1000	Spool	20	10/30	1/32"	.105"	$5.25
1114E	500	Spool	20	10/30	1/32"	.105"	2.75
1115	500	Spool	14	41/30	3/64"	.175"	7.00
1117	100	Spool	14	41/30	3/64"	.175"	1.50
1118	50	Carton	14	41/30	3/64"	.175"	.75
1121	500	Spool	16	26/30	1/32"	.130"	4.75
1124	100	Spool	16	26/30	1/32"	.130"	1.05
1125	50	Carton	16	26/30	1/32"	.130"	.60
1130	100	Spool	18	16/30	1/32"	.125"	.80
1131	500	Spool	18	16/30	1/32"	.125"	3.70
1132	50	Carton	18	16/30	1/32"	.125"	.40
1133	25	Carton	18	16/30	1/32"	.125"	.24
1134	1000	Spool	18	16/30	1/64"	.110"	6.50
1101	500	Spool	16	Solid	3/64"	.135"	4.25
1105	50	Carton	16	Solid	3/64"	.135"	.45
1111	500	Spool	18	Solid	3/64"	.133"	3.50
1112	50	Carton	18	Solid	3/64"	.133"	.40
1113	1000	Spool	20	Solid	3/64"	.130"	5.50

BATTERY AND TEST CLIPS

For protection against rust and corrosion, these clips are completely cadmium plated. Strong spring jaw for permanent contact.

No.	Type	Amps.	Per Box	List Price
2071	Midget	5	50	$6.25
2072	Pee-Wee	10	50	6.25
2073	Medium	25	50	9.00
2074	Large	50	30	15.00

ALLIGATOR CLIP

These clips are nickel plated as protection against rust and corrosion. Strong spring jaw for firm contact.

Number	Per Box	List Price
2075	50	$6.25

UNBREAKABLE SOFT RUBBER PLUG

Made of sturdy live soft rubber. Brass blades. Unbreakable, easy to attach.

No.	Per Carton	List Price
1964	100	$8.00

BUS-BAR WIRE

This copper wire is tinned and receives several wipings to insure cleanliness and brightness. Is cut in uniform 2 ft. lengths.

Number	Size	List Price
2078	10 Round	$5.00
2080	12 Round	3.40
2081	14 Square	2.90
2082	14 Round	2.50

GLASS INSULATORS

Crystal clear, of great tensile strength, moistureproof, waterproof and weatherproof.

Number	Length	Per Carton	List Price
2020	3"	100	$5.00
2021	3½"	100	7.50

PORCELAIN INSULATOR

Made of glazed porcelain. Will withstand great strain.

Number	Per Carton	List Price
2022	100	$3.75

SCREW EYES

A cadmium plated sharply pointed #6 gauge screw with glazed porcelain eye.

Number	Length	Per Carton	List Price
2052	3"	100	$4.15
2056	7"	100	5.00
2058	12"	100	17.50

NAIL KNOB

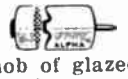

A 2-piece knob of glazed porcelain and a heavy nail for secure holding.

Number	Per Carton	List Price
2031	100	$3.50

STAPLES

Made of coppered steel with sharply pointed tips for easy tacking. Properly insulated. Furnished in standard construction and also in brown, white and buff.

No.		Per Box	List Price
2041	Standard Type	50	$0.12
2043	Colors	40	.12

LEAD-IN STRIP—CLIP TYPE

(SOLDERED)

Weatherprooted and fully covered with a heavily lacquered braid. Fahnestock clips riveted and soldered to strap for firm contact.

Number	Length	Per Carton	List Price
2002	12"	50	$6.00

(UNSOLDERED)

Constructed exactly like our No. 2002 but the clips are unsoldered.

Number	Length	Per Carton	List Price
2003	12"	250	$5.00

LEAD-IN STRIP—SCREW TYPE

A heavily lacquered braid makes this strip weatherproof. The screws, nuts and washers are nickeled brass. Makes positive contact.

Number	Length	Per Carton	List Price
2005	12"	50	$8.75

LEAD-IN STRIP—DOUBLET TYPE

Same construction as No. 2005 but 2 strips laid parallel and staggered to prevent contact, held apart by riveted fibre pieces. Especially adaptable to doublet antennas.

Number	Length	Per Carton	List Price
2004	12"	50	$18.75

GROUND CLAMP

Heavy gauge strap. Fahnestock terminal and brass screw and nut. Makes a quick and positive connection. Fits ⅜" to 2" pipe.

Number		Per Carton	List Price
2012	Strap Type	50	$5.00

PIPE CLAMP

Cadmium plated. Is of neat appearance. Attaches the ground wire to the pipe easily and securely. Will last indefinitely.

No.		Per Carton	List Price
2011	"C" Type	50	$6.25

Copyright by U. C. P., Inc.

ALPHA-WIRE-PRODUCTS



Alpha Aerial Kits are designed to meet the requirements of the various types of radio installations. Each kit is complete and boxed attractively.

AERIAL KITS

No. 300

35 Ft. 7 Strand Copper Aerial Wire
20 Ft. R. C. Lead-In Wire
2 #2022 Porcelain Insulators
2 #2031 Porcelain Nail Knobs
1 #2012 Copper Ground Clamp
1 #2002 Weatherproof Lead-In Strip

List Price, Complete Kit.....$0.58

No. 301

50 Ft. 7 Strand Copper Aerial Wire
25 Ft. R.C. Lead-In Wire
2 #2022 Porcelain Insulators
2 #2031 Porcelain Nail Knobs
1 #2012 Copper Ground Clamp
1 #2002 Weatherproof Lead-In Strip

List Price, Complete Kit.....$0.65

No. 307

75 Ft. 7/23 Copper Aerial Wire
35 Ft. #16 Solid R.C. Lead-In Wire
15 Ft. Indoor Wire
2 #2021 Glass Insulators
1 #2001 Lightning Arrester
1 #2002 Weatherproof Lead-In Strip
1 #2012 Copper Ground Clamp
6 #2041 Insulated Staples
2 #2031 Porcelain Nail Knobs
2 Galvanized Screw Eyes
2 Wood Screws

List Price, Complete Kit.....$1.45

No. 314

100 Ft. 7/22 Copper Aerial Wire
50 Ft. #16 Stranded R.C. Lead-In Wire
25 Ft. Indoor Wire
1 #2001 Lightning Arrester
2 #2021 Glass Insulators
1 #2005 Screw Type Lead-In Strip
1 #2011 "C" Type Ground Clamp
2 #2052 Porcelain Screw Eyes
2 #2031 Porcelain Nail Knobs
6 #2041 Insulated Staples
2 Wood Screws

List Price, Complete Kit.....$2.25

No. 304

75 Ft. 7/24 Copper Aerial Wire
25 Ft. R.C. Lead-In Wire
1 #2001 Lightning Arrester
1 #2002 Weatherproof Lead-In Strip
2 #2031 Porcelain Nail Knobs
1 #2012 Copper Ground Clamp
2 #2020 Glass Insulators
2 Galvanized Screw Eyes
2 Wood Screws

List Price, Complete Kit.....$1.10

No. 303

75 Ft. 7/27 Copper Aerial Wire
25 Ft. R.C. Lead-In Wire
1 #2012 Copper Ground Clamp
2 #2022 Porcelain Insulators
2 #2031 Porcelain Nail Knobs
1 #2002 Weatherproof Lead-In Strip
2 Galvanized Screw Eyes

List Price, Complete Kit.....$0.75

No. 310

75 Ft. 7/22 Copper Aerial Wire
35 Ft. #16 Stranded R.C. Lead-In Wire
25 Ft. Indoor Wire
1 #2011 "C" Type Ground Clamp
1 #2001 Lightning Arrester
2 #2021 Glass Insulators
1 #2005 Screw Type Lead-In Strip
2 #2031 Porcelain Nail Knobs
2 #2052 Porcelain Screw Eyes
6 #2041 Insulated Staples
2 Wood Screws

List Price, Complete Kit.....$1.80

DOUBLET AERIAL KITS

Soldered For Immediate Installation

KIT No. 25

1—All Wave Antenna Coupler
2—30 Ft. Coils Stranded Tinned Aerial Wire
1—50 Ft. Coil Transmission Cable #1149
3—Glass Insulators #2020
2—Glazed Porcelain Nail Knobs #2031
1—"C" Type Pipe Clamp #2011
2—Weatherproofed Lead-In Strips #2002
1—7" Porcelain Screw Eye #2056
1—Instruction Sheet.

List Price, Complete Kit.....$2.65

KIT No. 24

Same as Kit No. 25 Except without All Wave Antenna Coupler.

List Price, Complete Kit.....$1.75

KIT No. 31

1—All Wave Antenna Coupler
2—48 Ft. Coils Stranded Aerial Wire
1—75 Ft. Coil Transmission Cable #1146
1—Triangular Antenna Block
1—Double Screw Type Lead-In Strip #2004
4—Glass Insulators #2020
1—25 Ft. Coil Heavy Flexible R.C. Wire
2—7" Porcelain Screw Eyes #2056
2—Glazed Porcelain Nail Knobs #2031
1—"C" Type Pipe Clamp #2011
6—Insulated Staples #2041
1—Instruction Sheet.

List Price, Complete Kit. $3.90

KIT No. 30

Same as Kit No. 31 except without All Wave Antenna Coupler.

List Price, Complete Kit... .....$3.00

AERIAL WIRE

All Alpha Aerial Wire is properly annealed to assure required flexibility and tensile strength.

STRANDED—BOXED

No.				List
1015	7/22	Tinned	100 Ft.	$0.88
1019	7/22	Tinned	75 Ft.	.68
1020	7/20	Bare	100 Ft.	1.28
1025	7/22	Bare	100 Ft.	.80
1029	7/22	Bare	75 Ft.	.63
1035	7/23	Bare	100 Ft.	.65
1039	7/23	Bare	75 Ft.	.50

SOLID—BOXED

1040	10	Enamel	100 Ft.	$1.85
1045	12	Enamel	100 Ft.	1.18
1055	14	Enamel	100 Ft.	.80
1060	10	Tinned	100 Ft.	2.05
1064	10	Tinned	25 Ft.	.55
1065	12	Tinned	100 Ft.	1.13
1069	12	Tinned	25 Ft.	.33
1070	14	Tinned	100 Ft.	.80
1074	14	Tinned	25 Ft.	.25
1075	16	Tinned	100 Ft.	.58
1079	16	Tinned	25 Ft.	.18

STRANDED—BARE

No.			List
101	7/20	100 Ft. Coil	$1.25
104	7/20	75 Ft. Coil	.95
105	7/20	50 Ft. Coil	.64
106	7/20	1000 Ft. Spool	12.25
107	7/22	100 Ft. Coil	.75
110	7/22	75 Ft. Coil	.58
111	7/22	50 Ft. Coil	.40
112	7/22	1000 Ft. Spool	7.50
119	7/23	100 Ft. Coil	.62
122	7/23	75 Ft. Coil	.47
123	7/23	50 Ft. Coil	.33
124	7/23	1000 Ft. Spool	6.15
131	7/24	100 Ft. Coil	.50
134	7/24	75 Ft. Coil	.39
135	7/24	50 Ft. Coil	.27
136	7/24	1000 Ft. Spool	5.00
143	7/25	100 Ft. Coil	.43
146	7/25	75 Ft. Coil	.33
147	7/25	50 Ft. Coil	.23
148	7/25	1000 Ft. Spool	4.25
149	7/26	100 Ft. Coil	.37
152	7/26	75 Ft. Coil	.25
153	7/26	50 Ft. Coil	.20
154	7/26	1000 Ft. Spool	3.65
155	7/27	100 Ft. Coil	.31
158	7/27	75 Ft. Coil	.24
159	7/27	50 Ft. Coil	.17
160	7/27	1000 Ft. Spool	3.10

STRANDED—TINNED

161	7/22	100 Ft. Coil	$0.84
164	7/22	75 Ft. Coil	.64
165	7/22	50 Ft. Coil	.44
166	7/22	1000 Ft. Spool	8.40

STRANDED—TINNED

No.			List
173	7/23	100 Ft. Coil	.69
176	7/23	75 Ft. Coil	.53
177	7/23	50 Ft. Coil	.37
178	7/23	1000 Ft. Spool	6.90
185	7/24	100 Ft. Coil	.58
188	7/24	75 Ft. Coil	.44
189	7/24	50 Ft. Coil	.32
190	7/24	1000 Ft. Spool	5.75

SOLID—ENAMEL

269	14	100 Ft. Coil	$0.75
272	14	75 Ft. Coil	.58
273	14	50 Ft. Coil	.40
274	14	1000 Ft. Spool	7.50
275	12	100 Ft. Coil	1.15
278	12	75 Ft. Coil	.88
279	12	50 Ft. Coil	.60
280	12	1000 Ft. Spool	11.40
281	10	100 Ft. Coil	1.80
282	10	50 Ft. Coil	.94
283	10	1000 Ft. Spool	18.00

SOLID—TINNED

284	14	100 Ft. Coil	.75
285	14	50 Ft. Coil	.40
286	14	1000 Ft. Spool	7.50
287	12	100 Ft. Coil	1.08
288	12	50 Ft. Coil	.58
289	12	1000 Ft. Spool	10.75
290	10	100 Ft. Coil	2.00
291	10	50 Ft. Coil	1.07
292	10	1000 Ft. Spool	20.00

COPPERWELD ENAMEL AERIAL WIRE

GENERAL PURPOSE: Ideal for short wave and marine antennas, directional and doublet systems. Will not sag or stretch.

CONSTRUCTION: A solid steel core, heavily covered with pure electrolytic copper over which is baked black insulating enamel.

Number	Size	Carton	Tensile Strength	O. D.	List Price
1158	10	100 Ft.	1050 Lbs.	.103"	$2.50
1159	12	100 Ft.	670 Lbs.	.083"	1.65
1160	14	100 Ft.	420 Lbs.	.066"	1.15

PHOSPHOR BRONZE AERIAL WIRE

GENERAL PURPOSE: Recommended especially for ship, short wave, and transmitting aerials where high tensile strength is required.

CONSTRUCTION: 7 strands #18 Phosphor Bronze.

Number	Length	Tensile Strength	O. D.	List Price
1162	100 Ft. Carton	1000 Lbs.	.122"	$4.40
1163	500 Ft. Spool	1000 Lbs.	.122"	22.00

DOUBLET TRANSMISSION LINE

GENERAL PURPOSE: Doublet style twisted lead-in designed for low loss coupling between antenna and receiver.

CONSTRUCTION—Braided Type: Two conductors #22-7/30 stranded tinned copper, 1/32" "Hi-Tension" Rubber, color coded, conductors twisted, cotton braid overall, saturated weather-proof finish.

No.	Length Feet	Capacity Bet. Conds. Per Foot	Frequency (KC)	Surge Impedance (Ohms)	Power Factor Percent	List Price
1146	500 Spool	21.8 mmf.	3,500	90.2	3.75	$8.00
1148	100 Coil	21.8 mmf.	3,500	90.2	3.75	1.60
1149	50 Coil	21.8 mmf.	3,500	90.2	3.75	.80

CONSTRUCTION—All Rubber Type: Two conductors #22-7/30 stranded tinned copper, 1/32" "Hi-Tension" Rubber, color coded, conductors twisted, rubber jacket overall, black satin finish.

1135	500 Spool	21.8 mmf.	3,500	90.2	3.75	$12.50
1137	100 Coil	21.8 mmf.	3,500	90.2	3.75	2.50
1138	50 Coil	21.8 mmf.	3,500	90.2	3.75	1.25

40 (Full Unit Quantity)

Copyright by U. C. P., Inc.

NOISE-MASTER
ALL-WAVE ANTENNA

FOR EVERY SET AND LOCATION

Eliminates "man-made" static on broadcast as well as short wave bands.

There is a correct "NOISE-MASTER" antenna for every set and location. Radio reception is enjoyed to its fullest extent by installing one of these competent units. "NOISE-MASTER" is scientifically engineered to filter out the innumerable nuisance noises caused by electrical devices . . . assuring perfect reception over broadcast as well as short-wave frequency.

No. 14 "NOISE-MASTER"

$6.75 LIST. Code: CORAL, Wt. 2 lbs. 12 oz.

Recommended where there are sufficient "man-made" noises to interfere with radio reception over both the short-wave and broadcast bands. Licensed under Amy, Aceves & King patent No. Re. 19854. A highly engineered product which makes one aerial act electrically as two perfect antennas. Two or more sets (preferably not more than 4) can be operated at the same time on the same antenna by using an additional lower transformer unit on each additional set. Assures highest efficiency over the entire receiving band.

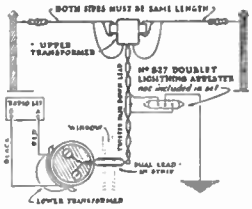

No. 14

CONTENTS:

- 2—30 foot coils of stranded copper antenna wire
- 1 upper transformer assembly
- 2 glass insulators
- 75 feet twisted pair down lead
- 3—6" screw eye insulators
- 1 No. 755 dual lead-in strip
- 1 lower transformer unit
- 1—4" porcelain tube
- 1 instruction sheet

No. 14a (Code: CUTAT)—Kit containing upper and lower transformers only	List $5.00
No. 127 (Code: CYTAT)—Extra lower transformers, each	List 2.25
No. 14b (Code: CATAW)—"EUROPEAN NOISE-MASTER." Same as No. 14 except that transformers are designed to operate on 15 to 2100 meters	List 7.00
No. 128 (Code CYTAR)—European type lower transformer	List 2.50

No. 19 "NOISE-MASTER" . . $4.95 LIST. Code: CYRAX. Wt. 3 lbs. 13 ozs.

This antenna is a deluxe doublet employing an Amy, Aceves & King licensed Self-Selecting matching transformer and a junction box in the antenna line. Easy to install and factory fabricated. When properly erected it assures excellent all-wave reception.

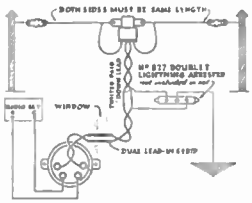

No. 19

CONTENTS:

- 2—30 ft. coils 7/23 aerial wire
- 2—No. 1 porcelain insulators
- 1 junction-box assembly
- 75 ft. No. 128 twisted pair down lead
- 3—6" screw eye insulators
- 1 No. 755 dual lead-in strip
- 1—4" porcelain tube
- 1 No. 129 Self-Selecting transformer
- 1 instruction sheet.

No. 18 "NOISE-MASTER" . . $3.75 LIST. Code: CIRAM. Wt. 3 lbs. 12 ozs.

A licensed Amy, Aceves & King antenna at a popular price! Simple doublet type, featuring a high-grade Self-Selecting licensed matching transformer. Easy to install and completely factory fabricated. Recommended for locations where "man-made" static interferes with short-wave but not with ordinary broadcast reception.

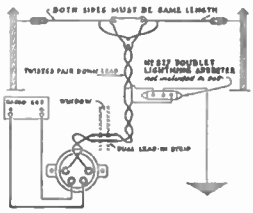

No. 18

CONTENTS:

- 2—30 ft. coils 7/24 "TRI-COR" all-wave aerial wire.
- 2 No. 2 glass insulators
- 1 triangular porcelain center insulator
- 50 ft. No. 117 stranded twisted "TU KOLOR" down lead (connected at our factory to the two coils of aerial wire at center insulator)
- 10 ft. coil stranded twisted pair brown inside lead-in wire
- 3—6" screw eye insulators
- 1 No. 755 dual lead-in strip
- 1—4" porcelain tube
- 1 No. 129 Self-Selecting transformer
- 1 instruction sheet

BROADCAST ANTENNA KITS

These are popular priced broadcast kits of the "L" type. Each kit contains the necessary parts for the installation of the complete antenna. They are furnished in an attractive two-color box.

Kit No. 3
THE MAJOR
Code: CYTAM. Wt. 3 lbs.

CONTENTS:

75 ft. No. 15 stranded aerial wire; 35 ft. rubber-covered lead-in wire; 1 No. 825 lightning arrester; 2 glass insulators; 2 glazed porcelain nail knobs; 1—3" screw eye stand-off insulator; 1 No. 760 high gloss lead-in strip; 1 No. 710 "C" type ground clamp; 15 ft. flexible rubber-covered wire; 6 insulated staples; 2 wood screws.

$1.55 List

Kit No. 4
THE CAPTAIN
Code: CYTON. Wt. 2½ lbs.

CONTENTS:

75 ft. 7/24 stranded aerial wire; 25 ft. rubber-covered lead-in wire; 1 No. 825 lightning arrester; 2 porcelain insulators; 2 glazed porcelain nail knobs; 1 No. 760 high gloss lead-in strip; 1 No. 712 "C" type ground clamp; 15 ft. flexible rubber-covered wire; 2 wood screws.

$1.25 List

Kit No. 5
THE LIEUTENANT
Code: CYTAO. Wt. 2 lbs.

CONTENTS:

75 ft. 7/27 stranded aerial wire; 25 ft. rubber-covered lead in wire; 1 No. 825 lightning arrester; 2 porcelain insulators; 2 nail knobs; 1 No. 770 strap type ground clamp; 1 No. 707 lead-in strip; 2 wood screws.

95c List

Copyright by U. C. P., Inc.

CORWICO RADIO WIRE *products*

AERIAL WIRE

The most careful attention has been given to those properties which make CORWICO aerial wire the most suitable for radio reception; viz., large surface area, high electric conductivity, and tensile strength.

STRANDED BARE WIRE

No.		List Price
	7/20	
64	— 100-ft. coil	$1.38
	7/22	
40A	—75-ft. coil	.63
40	— 100-ft. coil	.84
40B	—1000-ft. spool	8.40
	7/22 (14 B&S)	
51A	— 75-ft. coil	.59
51	— 100-ft. coil	.78
51B	—1000-ft. spool	7.80
	7/23	
41A	— 75-ft. coil	.53
41	— 100-ft. coil	.70
41B	—1000-ft. spool	7.00
	7/23 (15 B&S)	
31A	— 75-ft. coil	.49
31	— 100-ft. coil	.62
31B	—1000-ft. spool	6.20
	7/24	
42A	— 75-ft. coil	.44
42	— 100-ft. coil	.57
42B	—1000-ft. spool	5.70
	7/24 (16 B&S)	
50A	— 75-ft. coil	.41
50	— 100-ft. coil	.54
50B	—1000-ft. spool	5.40
	7/26	
30A	— 75-ft. coil	.30
30	— 100-ft. coil	.39
30B	—1000-ft. spool	3.90

SOLID BARE WIRE

No.		List Price
	No. 14	
57	— 100-ft. coil	.67
57B	—1000-ft. spool	6.70
	No. 15	
55	— 100-ft. coil	.54

STRANDED TINNED WIRE

No.		List Price
	7/22	
45A	— 75-ft. coil	.73
45	— 100-ft. coil	.95
45B	—1000-ft. spool	9.50

No.	(Tinned, Continued)	List Price
	7/22 (14 B&S)	
53A	— 75-ft. coil	.67
53	— 100-ft. coil	.88
53B	—1000-ft. spool	8.80
	7/23 (15 B&S)	
35A	— 75-ft. coil	.58
35	— 100-ft. coil	.75
35B	—1000-ft. spool	7.50
	7/24 (16 B&S)	
52A	— 75-ft. coil	.48
52	— 100-ft. coil	.64
52B	—1000-ft. spool	6.40

STRANDED ENAMEL WIRE

	7/20	
73	— 100-ft. coil	2.04
	7/22	
37A	— 75-ft. coil	.80
37	— 100-ft. coil	1.10
37B	—1000-ft. spool	11.00
	7/22 (14 B&S)	
56A	— 75-ft. coil	.74
56	— 100-ft. coil	.96
56B	—1000-ft. spool	9.60
	7/23 (15 B&S)	
33A	— 75-ft. coil	.63
33	— 100-ft. coil	.83
33B	—1000-ft. spool	8.30
	7/24 (16 B&S)	
54A	— 75-ft. coil	.54
54	— 100-ft. coil	.70
54B	—1000-ft. spool	7.00

SOLID ENAMEL WIRE

	No. 12	
61	— 100-ft. coil	1.28
61F	— 150-ft. coil	1.93
61G	— 200-ft. coil	2.58
61B	—1000-ft. spool	12.80
	No. 14	
60	— 100-ft. coil	.83
60B	—1000-ft. spool	8.30
	No. 15	
36	— 100-ft. coil	.70

LEAD-IN WIRE

STRANDED

No.	Ft.	Size	List Price
300	50 coil	18-$\frac{1}{32}$"	.43
301	100 spool	18-$\frac{1}{32}$"	.85
302	500 spool	18-$\frac{1}{32}$"	4.00
303	1000 spool	18-$\frac{1}{32}$"	7.80
310	50 coil	16-$\frac{1}{32}$"	.56
311	250 spool	16-$\frac{1}{32}$"	2.80
312	500 spool	16-$\frac{1}{32}$"	5.40
313	1000 spool	16-$\frac{1}{32}$"	10.50

SOLID

No.	Ft.	Size	List Price
320	25 coil	18-$\frac{1}{64}$"	.20
321	50 coil	18-$\frac{1}{64}$"	.38
322	500 spool	18-$\frac{1}{64}$"	3.60
323	1000 spool	18-$\frac{1}{64}$"	7.00
330	25 coil	20-$\frac{1}{64}$"	.17
331	50 coil	20-$\frac{1}{64}$"	.33
332	500 spool	20-$\frac{1}{64}$"	3.10
333	1000 spool	20-$\frac{1}{64}$"	5.90

COLORED RUBBER LEAD-IN AND GROUND WIRE

Colors: Red, Black, Green, White

No.		List Price, Each
215	—No. 16 str., 25-ft.	.35
216	—No. 16 str., 50-ft.	.68
217	—No. 16 str., 100-ft.	1.25
218	—No. 16 str., 1000-ft.	12.50

TWISTED PAIR DOWNLEADS

No. 122—List Mft. $18.00

This is a popular-priced twisted pair down lead consisting of two conductors, each No. 22 stranded copper, 1/32" and rubber-covered (one black, one red), twisted and covered with overall black weatherproof braid.

No. 116—List Mft. $35.00

This is a heavy twisted pair down lead especially designed for use in doublet type antennas. Each conductor consists of No. 16 (26/30) stranded tinned copper wire with a 1/32" rubber covering and a single white weatherproof braid. The two conductors are then twisted together.

No. 120—List Mft. $20.00

This is a cheaper twisted pair down lead consisting of two conductors each No. 20 (10/30) stranded copper, 1/32" rubber covered twisted and covered with an overall black weatherproof braid.

ANTENNA ACCESSORIES

LIGHTNING ARRESTERS

Extreme care has been given to the design of these arresters to produce low-priced products of greatest possible value.

	List Price
No. 825—2 Pole	25c
No. 827—3 Pole (Doublet)	35c

LEAD-IN STRIPS

All Strips 12" Long—Packed 50 to a Carton

No.		List per C
760	—½" Zinc, High Gloss, Soldered Terminals	$5.85
761	—½" Zinc, High Gloss, not Soldered Terminals	5.35
770	—$\frac{1}{16}$" Zinc, Dull Finish, not Soldered Terminals	4.50
771	—$\frac{1}{16}$" Zinc, Dull Finish, Soldered Terminals	5.00
750	—½" Copper, High Gloss, Soldered Terminals	6.75
751	—½" Copper, High Gloss, not Soldered Terminals	6.25

SCREW END LEAD-IN STRIPS

Equipped with screw-type terminals, insuring positive and lasting contact. Length 12"—Packed 50 to a Carton.

No. 780—Copper, High Gloss	List per C $7.00
No. 781—Zinc, High Gloss	List per C 6.40
No. 755—Doublet, Copper, High Gloss	List per C 18.00

SCREW EYE INSULATORS

Packed 50 to a Carton

No.		List per C
795	—Porcelain Eye, 3"	$3.90
796	—Porcelain Eye, 6"	4.50
797	—Bakelite Eye, 3"	4.70
798	—Bakelite Eye, 6"	5.70

BATTERY CLIPS

Spring jaw clips for instant connection to wet or dry batteries. Packed 30 to carton.

No.		List per C
1	—50 amp	$15.00
2	—25 amp	8.75
3	—10 amp	6.00
4	— 5 amp	5.00

GROUND CLAMPS

710

707

700

We manufacture a complete line of ground clamps of all types, for every purpose.

"C" TYPE GROUND CLAMP.

Hardened steel point, assures positive ground connection. Opening 1¾". Packed 50 to a carton.

No. 710—Cadmium Plated	List per C $6.00
No. 713—Plain Finish	List per C 4.80

SADDLE TYPE GROUND CLAMP. Hardened steel point assures positive contact. Easily applied to any pipe or rod from ½" to 2½" in diameter. Cadmium Plated. Packed 50 to a carton.

No. 700—Saddle Type	List per C $5.50

STRAP TYPE GROUND CLAMP. Packed 50 to a carton. The No. 708 Clamps have a copper finish.

No. 707—Copper Strap Clamp	List per C $4.25
No. 708—Steel Strap Clamp	List per C 3.80

GROUND RODS No. 785 Made of ⅜" coppered steel, 4 ft. long. Has adjustable saddle with pointed screw for positive ground connection. Packed—12. Weight 20 lbs. Each 50c

GLASS INSULATORS

Substantially made of non-brittle crystal glass.

No. 1—3" length, 100 per carton	List per C $6.00
No. 2—3¾" length, 25 per carton	List per C 6.50

PORCELAIN INSULATORS

Made of high grade glazed porcelain for long and short wave antennas.

No. 790	List per C $3.90

Copyright by U. C. P., Inc.

P-A WIRES and CABLES

HOLLYWOOD MICROPHONE CABLES

(Shielded—Rubber Jacketed)

Substantially made to withstand rough usage. Special low capacity color coded rubber used on conductors. Braided with tinned copper shield. Tough weatherproof polished rubber jacket overall.
Single conductor—unusually low capacity. Can be used up to 100 ft. with high impedance ribbon microphones and up to 50 ft. with crystal microphones.

Cat. No.	Conductors	Feet on Spool	Approx. Outside Diam.	List Price
1105	1	100	3/32"	$ 7.00
2104	1	500	3/32"	27.00
2101	1	1000	3/32"	53.00
Two conductor, for low impedance microphones and transmission lines.				
1152	2	100	11/32"	7.60
1153	2	250	11/32"	18.50
2152	2	500	11/32"	36.00
1154	3	100	11/32"	10.25
1155	3	250	11/32"	20.75
2153	3	500	11/32"	41.50
1156	4	100	3/8"	13.00
1157	4	250	3/8"	26.25
2154	4	500	3/8"	52.50
1158	5	100	3/8"	16.50
1159	5	250	3/8"	33.50
1160	6	100	7/16"	18.75
1161	6	250	7/16"	38.00

MULTI-CONDUCTOR RUBBER JACKETED CABLES

(Not Shielded)

Principally Used as Speaker Extension Cables

2160	2	100	1/4"	5.00
2161	2	250	1/4"	12.00
2162	2	500	1/4"	24.00
2163	3	100	1/4"	6.80
2164	3	250	1/4"	16.75
2165	3	500	1/4"	33.50
2166	4	100	5/16"	8.65
2167	4	250	5/16"	21.00
2168	4	500	5/16"	42.00

SHIELDED CABLES

These cables are recommended for sound recording equipment and P.A. systems where a flexible shielded cable is necessary. Each conductor consists of multi-strand copper wire cotton served, rubber covered and braided with color-coded cotton.

Cat. No.	Put-Up	List Price Each
1114	100 spool 2 Conductor	$ 5.30
1115	250 spool 2 Conductor	12.00
1116	100 spool 3 Conductor	7.50
1117	250 spool 3 Conductor	17.50
1118	100 spool 4 Conductor	9.15
1119	250 spool 4 Conductor	21.60
1120	100 spool 5 Conductor	10.80
1121	250 spool 5 Conductor	25.75
1122	100 spool 6 Conductor	12.20
1123	250 spool 6 Conductor	29.25

SHIELDED CABLES—COTTON BRAID OVERALL

Cat. No.	Put-Up	List Price Each
1124	100 spool 2 Conductor	$ 6.60
1125	250 spool 2 Conductor	15.25
1126	100 spool 3 Conductor	9.00
1127	250 spool 3 Conductor	21.25
1128	100 spool 4 Conductor	10.30
1129	250 spool 4 Conductor	24.50
1130	100 spool 5 Conductor	12.50
1131	250 spool 5 Conductor	30.00
1132	100 spool 6 Conductor	14.10
1133	250 spool 6 Conductor	34.00

RADIO BATTERY CABLE AND DYNAMIC SPEAKER EXTENSION CABLE

Made of multi-conductor cable. Flexible conductors with over-all heavy cotton braid. Individual conductor consists of stranded copper, rubber covered with color-coded cotton braid. Suitable to all types of P.A. systems.

Cat. No.	Put-Up	List Price Each
228	3 wire-100 Ft. Spool	4.00
219	4 wire-100 Ft. Spool	5.00
221	5 wire-100 Ft. Spool	6.00
231	6 wire-100 Ft. Spool	7.00
241	7 wire-100 Ft. Spool	8.00
222	8 wire-100 Ft. Spool	9.00
223	9 wire-100 Ft. Spool	10.00
224	10 wire-100 Ft. Spool	11.00
227	12 wire-100 Ft. Spool	13.00

SHIELDED LEAD-IN AND GROUND WIRE

These products are made of flexible stranded copper conductors insulated with a substantial wall of high grade rubber with an overall of close tinned copper shield. They are most frequently used as a shielded down lead to ground out interference noises.

Cat. No.	Put-Up	List Price Each
No. 20 FLEXIBLE 1/32" R.C.		
1143	50 Ft. Coil	$ 1.35
1144	250 Ft. Spool	5.35
1145	1000 Ft. Spool	20.00
No. 18 FLEXIBLE 1/32" R.C.		
1146	50 Ft. Coil	$ 1.30
1147	250 Ft. Spool	6.20
1148	1000 Ft. Spool	22.50
No. 16 FLEXIBLE 1/32" R.C.		
1149	50 Ft. Coil	$ 1.60
1150	250 Ft. Spool	7.75
1151	500 Ft. Spool	15.00

AUTO RADIO WIRES and CABLES

SHIELDED LOW CAPACITY CABLE

Extremely low capacity between conductor and shield used in auto radio for antenna lead-in and elsewhere where a low capacity wire is required.

Cat. No.	Put-Up	List Price Each
1100	50' Coil 1/8" O.D.	$5.65
1101	100' Coil 1/8" O.D.	10.70
1102	50' Coil 1/4" O.D.	4.20
1103	100' Coil 1/4" O.D.	7.95

BRAIDED TINNED COPPER TUBULAR SHIELDING

Convenient shielding for auto radio installations. We recommend the 1/4" width for wires up to 3/16" O.D. and the 1/2" width for larger wires.

Cat. No.	Put-Up	Width	List Price Each
1108	50 Ft. Spool	1/4"	$2.70
1109	100 Ft. Spool	1/4"	4.60
1110	250 Ft. Spool	1/4"	10.50
1111	50 Ft. Spool	1/2"	4.85
1112	100 Ft. Spool	1/2"	8.65
1113	250 Ft. Spool	1/2"	21.00

SHIELDED LOW CAPACITY LOOM

Frequently used in auto radio as a shield for the antenna lead-in.
Inside Diameter 3/16" (Approx.).
Outside Diameter 1/4" (Approx.)

Cat. No.	Put-Up	List Price Each
1106	50' Coil 3/16" I.D.	$5.50
1007	100' Coil 3/16" I.D.	10.00

SHIELDED IGNITION CABLE

Consists of a No. 16 Stranded Conductor with high grade rubber wall with a lacquered braid and overall tinned copper shield. This wire is effectively used in secondary circuits in auto radio and also in photo electric cell leads.

Cat. No.	Type	Spool	List Price Each
1134	7MM	R.W.—100'	$ 9.80
1136	7MM	R.W.—250'	24.00
1137	3/16"	R.W.—100'	4.30
1139	3/16"	R.W.—500'	18.50

FLEXIBLE CORDS

(Fixture Wires—Lamp Cords)

Fixture wires often used as all-purpose radio and lead-in wire. Lamp cords used for power supply and extension cords.
Colors: Brown, Black, Ivory.

Cat. No.		Put-up	List Price per M ft.
133	No. 20 Single, Type F, Cotton	1000 ft.	$ 8.50
136	No. 18 Single, Type F, Cotton	1000 ft.	10.50
*138	No. 18 Parallel, Type PO, Rayon	250 ft.	24.00
*139	No. 18 Parallel, Type POSJ, All Rubber	250 ft.	21.00
*132	No. 18 All Rubber Service Cord, Type SJ	250 ft.	40.00

* Has Underwriter's Labels.

TEST LEAD WIRE

A super flexible conductor covered with heavy live rubber. Will not wear, kink or crack. Made in Black and Red. Mention color when ordering.

Cat. No.	Put-Up	List Price Each
1140	100 Ft. Spools	$ 2.75
1141	500 Ft. Spools	12.50
1142	1000 Ft. Spools	24.00

AC-DC Antenna Lead Wire

A replacement antenna wire for Universal Sets at a minimum cost. The type of wire used incorporates the well-known Corlac Insulation between the copper conductor and the outside brown cotton braid which not only assures a moisture-proof product but also greatly tends to make the wire non-kinkable.

Cat. No.	Put-Up	List Price Each
660A	25 Ft. on Fibre	$0.30
660B	100 Ft. on Spools	.90
660C	500 Ft. on Spools	4.00
660	1000 Ft. on Spools	7.50
Same Wire Without Corlac Insulation		
661	on 1000 Ft. Spools	5.90

Copyright by U. C. P., Inc.

CORWICO RADIO WIRE *products*

RADIO HOOK-UP WIRES

"BRAIDITE" PUSH-BACK WIRE

These Hook-Up wires are the standard type of push back wires. They have a cotton serve and an impregnated braid which slides back easily from the tinned copper conductor, thus making it easy to solder.

Plain			Lacquered		
Cat. No.	Put-Up	List Each	Cat. No.	Put-Up	List Each
		No. 22 SOLID			
398	25 Ft. Cartons	$0.28	416	25 Ft. Cartons	$0.31
399	100 Ft. Spools	0.94	417	100 Ft. Spools	1.05
400	1000 Ft. Spools	5.90	418	1000 Ft. Spools	6.80
		No. 20 SOLID			
401	25 Ft. Cartons	$0.30	419	25 Ft. Cartons	$0.34
402	100 Ft. Spools	1.05	420	100 Ft. Spools	1.22
403	1000 Ft. Spools	6.75	421	1000 Ft. Spools	8.00
		No. 18 SOLID			
404	25 Ft. Cartons	$0.36	422	25 Ft. Cartons	$0.39
405	100 Ft. Spools	1.33	423	100 Ft. Spools	1.54
406	1000 Ft. Spools	8.70	424	1000 Ft. Spools	10.00
		No. 22 STRANDED			
407	25 Ft. Cartons	$0.32	425	25 Ft. Cartons	$0.36
408	100 Ft. Spools	1.12	426	100 Ft. Spools	1.23
409	1000 Ft. Spools	6.40	427	1000 Ft. Spools	7.40
		No. 20 STRANDED			
410	25 Ft. Cartons	$0.36	428	25 Ft. Cartons	$0.40
411	100 Ft. Spools	1.23	429	100 Ft. Spools	1.38
412	1000 Ft. Spools	7.50	430	1000 Ft. Spools	8.70
		No. 18 STRANDED			
413	25 Ft. Cartons	$0.41	431	25 Ft. Cartons	$0.46
414	100 Ft. Spools	1.56	432	100 Ft. Spools	1.77
415	1000 Ft. Spools	10.00	433	1000 Ft. Spools	11.75

"CORLAC" HOOK-UP WIRE

For the discriminating service man who knows the importance of voltage break down and insulation resistance. Special under-insulation makes this hook-up wire moisture-proof and gives voltage break-down of 3100 volts (as per certified report of Electrical Testing Laboratory, N. Y. C.). Excellent push-back. Tinned copper conductors.

Plain			Lacquered		
Cat. No.	Put-Up	List Each	Cat. No.	Put-Up	List Each
		No. 22 SOLID			
434	25 Ft. Cartons	$0.33	452	25 Ft. Cartons	$0.37
435	100 Ft. Spools	1.14	453	100 Ft. Spools	1.32
436	1000 Ft. Spools	7.00	454	1000 Ft. Spools	8.30
		No. 20 SOLID			
437	25 Ft. Cartons	$0.37	455	25 Ft. Cartons	$0.44
438	100 Ft. Spools	1.34	456	100 Ft. Spools	1.56
439	1000 Ft. Spools	8.50	457	1000 Ft. Spools	10.30
		No. 18 SOLID			
440	25 Ft. Cartons	$0.43	458	25 Ft. Cartons	$0.48
441	100 Ft. Spools	1.66	459	100 Ft. Spools	1.80
442	1000 Ft. Spools	10.75	460	1000 Ft. Spools	13.20
		No. 22 STRANDED			
443	25 Ft. Cartons	$0.37	461	25 Ft. Cartons	$0.42
444	100 Ft. Spools	1.32	462	100 Ft. Spools	1.44
445	1000 Ft. Spools	8.00	463	1000 Ft. Spools	9.50
		No. 20 STRANDED			
446	25 Ft. Cartons	$0.44	464	25 Ft. Cartons	$0.49
447	100 Ft. Spools	1.54	465	100 Ft. Spools	1.71
448	1000 Ft. Spools	9.60	466	1000 Ft. Spools	11.40
		No. 18 STRANDED			
449	25 Ft. Cartons	$0.51	467	25 Ft. Cartons	$0.59
450	100 Ft. Spools	1.88	468	100 Ft. Spools	2.05
451	1000 Ft. Spools	12.80	469	1000 Ft. Spools	15.00

COLORED RUBBER HOOK-UP WIRE

When a rubber covered hook-up wire is necessary the following products are recommended. They are made of Stranded Tinned Copper Wire covered with live rubber sufficient to withstand any voltage ordinarily used in radio. For circuit distinction these products are covered with colored rubber in Red, Green, Black and White.

No. 515	25 Ft. Cartons	No. 18—1/64" R.C.	$0.37
No. 515B	1000 Ft. Spools	No. 18—1/64" R.C.	9.25
No. 215	25 Ft. Coils	No. 16—1/32" R.C.	.35
No. 218	1000 Ft. Coils	No. 16—1/32" R.C.	12.50

"NUCOR" HOOK-UP WIRE

By using a special soft rubber insulation this wire has the highest possible electrical properties of insulation resistance and voltage break-down for a push back wire (13,000 volts as per certified report of Electrical Testing Laboratory of New York City). Tinned Copper conductors.

Plain			Lacquered		
Cat. No.	Put-Up	List Price Each	Cat. No.	Put-Up	List Price Each
		No. 22 SOLID			
470	25 Ft. Cartons	$0.40	485	25 Ft. Cartons	$0.45
471	100 Ft. Spools	1.48	486	100 Ft. Spools	1.70
472	1000 Ft. Spools	8.40	487	1000 Ft. Spools	9.90
		No. 20 SOLID			
473	25 Ft. Cartons	$0.43	488	25 Ft. Cartons	$0.49
474	100 Ft. Spools	1.55	489	100 Ft. Spools	1.75
475	1000 Ft. Spools	9.75	490	1000 Ft. Spools	10.85
		No. 22 STRANDED			
476	25 Ft. Cartons	$0.435	491	25 Ft. Cartons	$0.49
477	100 Ft. Spools	1.55	492	100 Ft. Spools	1.70
478	1000 Ft. Spools	9.60	493	1000 Ft. Spools	10.65
		No. 20 STRANDED			
479	25 Ft. Cartons	$0.52	494	25 Ft. Cartons	$0.58
480	100 Ft. Spools	1.82	495	100 Ft. Spools	2.02
481	1000 Ft. Spools	11.40	496	1000 Ft. Spools	12.65
		No. 18 STRANDED			
482	25 Ft. Cartons	$0.62	497	25 Ft. Cartons	$0.72
483	100 Ft. Spools	2.40	498	100 Ft. Spools	2.90
484	1000 Ft. Spools	14.90	499	1000 Ft. Spools	16.50

"HANDY" SPOOL ASSORTMENT

(One Price Spools)

This "Silent Sam" works day and night. An easy, attractive way to sell the fast moving kinds of wire. . . . All one price.

FREE DISPLAY WITH INITIAL ORDER FOR 100 SPOOLS

Extra Display Racks $1.50

LIST PRICE, per spool . 65c

Cat. No.		Approx. ft.
1250	No. 22 Solid Push Back	80
1251	No. 20 Solid Push Back	70
1252	No. 18 Solid Push Back	60
1253	No. 16 Solid Push Back	40
1254	No. 22 Stranded Push Back	70
1255	No. 20 Stranded Push Back	60
1256	No. 18 Stranded Push Back	50
1257	No. 16 Stranded Push Back	35
1258	No. 18 Stranded Colored Rubber	60
1259	No. 16 Stranded Colored Rubber	40
1260	AC-DC Aerial Wire	100
1261	No. 18 Solid Lead-in Wire	70
1262	No. 18 Stranded Lead-in Wire	75
1263	No. 20 Single Fixture Wire	65
1264	No. 18 Single Fixture Wire	55
1265	No. 18 Stranded 1/32" R.C. Lacquered	40
1266	No. 18 White Bell Wire	100
1267	No. 18 Solid Tinned Copper (Bare)	100
1268	No. 18 Parallel Silk Lamp Cord	30
1269	No. 18 Parallel All Rubber Lamp Cord	30
1270	No. 18 Twisted Lamp Cord	25
1271	Test Lead Wire	35
1272	No. 18 Stranded Shielded	20

MAGNET WIRE DISPLAY

The best way to sell magnet wire. Supplied in even gauges from 16 to 36, on one price spools in plain enamel, double cotton and double silk.

LIST PRICE, per spool 40c

Free display rack with initial orders for 100 spools.
EXTRA RACKS, $1.50

ALL PRICES SUBJECT TO CHANGE WITHOUT NOTICE

Copyright by U. C. P., Inc.

TACO

ALL-WAVE SELF-SELECTING MASTER ANTENNA SYSTEM



The sensible and economical solution of the radio problem facing apartment houses, hotels, club houses, hospitals or private homes. One efficient aerial and transmission line carried down inconspicously outside of building serves up to 25 sets. Each set connected through a coupler to the aerial. Eliminates usual jungle of unsightly poles, aerials and downleads constituting menace to life and property as well as an unsightly mess.

EFFICIENCY — TACO Master Antenna provides excellent broadcast, amateur and short-wave reception with modern all-wave sets. Matches all sets. Minimum background noise. The system covers all bands including the new FM band by the use of the proper coupler.

SIMPLICITY—All mysteries taken out of installation work. Components available through the distributor in kit form. The Foundation Kit contains all parts necessary for the roof installation. Erect the TACO aerial as high as possible for best results and follow the instructions given in the specification booklet for a durable, successful installation. If additional information is desired we will gladly assist.

LOW COST—As inexpensive as efficient. Inconspicuous neutral tone transmission cable and neat exposed wiring outlets permit wiring any existing building. No objectionable wires. Nothing to mar inside or outside walls.

SPECIFICATION DATA—Complete specification data available in printed form giving full details both for layout as well as cost estimating.

TACO MASTER ROOF KIT

*Cat. No. 340—For 1-25 outlets $7.50

Consisting of:

- 1 Transformer Unit (341)
- 1 15-ft. coil transmission cable (305)
- 2 4" Navy Insulators
- 1 Sleeving
- 1 100-ft. 7/20 tinned copper aerial wire
- 1 25-ft. coil ground wire

TACO HOME ROOF KIT

For a small apartment house or an individual home where a span of 65 feet is available. The antenna may be fully concealed in attic for maximum neatness of installation.

*Cat. No. 342—For 1-8 outlets $7.50

Consisting of:

- 1 Transformer Unit (341)
- 1 15-ft. coil transmission cable (305)
- 2 50-ft. coils No. 14 tinned aerial wire
- 1 25-ft. coil ground wire
- 2 4" Navy Insulators

*No. 341—Transformer Unit only, incorporating the Underwriter's approved Lightning Arrestor $3.50

RECEIVER COUPLERS

The choice of Coupler depends on the frequency bands to be covered, the space available and the preference in Coupler finish. If only the Broadcast and S-W bands are required either Coupler may be used. If the new FM band is also desired use No. 343 Coupler.

Coupler finished in baked IVORY. Bakelite terminal panel with screw posts for easy connections to radio set. Single hole mounting.

*No. 343 Coupler, FM and AM bands, for exposed wiring $3.00

Small, Neat, Finished in satin aluminum. Bakelite terminal panel with ANT. & GND. screw posts for radio set connections.

*No. 344 Coupler, for exposed wiring $2.50

ESSENTIAL TACO WIRING PARTS

Cat. No. 304—Aerial Wire 7/30 Tinned Copper Wire, per 80 ft.	$2.25
Cat. No. 305—Transmission Line No. 18 Twisted-Pair Neutral Buff-Covered, per 500-ft. roll	20.00
Cat. No. 306—Transmission Line No. 18 Twisted-Pair Black-Covered, per 500-ft. roll	20.00
Cat. No. 307—Solid knobs, white or brown, for supporting transmission cable. 100 to a carton. Per carton	4.00
Cat. No. 309—Double Lightning Arrestor, Underwriters Approved	.75
Cat. No. 319—Heavy Duty, low-loss glazed porcelain insulators, 4" long, each	.20
Cat. No. 330—Bracket for mounting Antenna Transformer	1.00
Cat. No. 186—Mast Bracket, for mounting 1" pipe mast. Complete with lag bolts, expansion shields, U-bolts, per pair	3.75

TELEVISION AND FREQUENCY-MODULATION ANTENNAE

For the sure interception of F-M signals, a di-pole antenna similar to a television antenna is recommended. The installation of an F-M antenna is comparatively simple as reflections do not as a rule cause any noticeable interference with the reception.

For this reason, Reflectors are not required except in rare instances. However, the majority of the F-M receivers are also equipped for the reception of amplitude-modulated signals and therefore a transformer system is incorporated in some of our models to assure noise-free reception in the standard broadcast and short-wave bands.

The short rigid di-pole has the advantage over the longer wire antennae mentioned on the front page of this catalog in that it can more readily be erected much higher. A single mast is all that is required. It also has the advantage of being easily directed to intercept the favorite stations. With a long-wire antenna this cannot readily be accomplished, often resulting in a low signal strength on some weak station. Always erect the antenna as high as possible for best results.

The choice of the Antenna and the Transmission Line depends on the signal level in the area. If signal strength is low, use a rigid di-pole type antenna. If the length of the transmission line is over 60 ft. use the special No. 336 U-H-F transmission line.

• F-M ANTENNA SYSTEMS •

*No. 476-FM—Rigid di-pole Antenna using No. 480 and No. 218-FM transformers for coverage of broadcast and short wave bands in addition to the FM band. Complete with 60-ft. No. 152 transmission line	$14.50
*No. 486-FM—Same as above, plus one 8-ft. wooden mast in two sections	17.50
*No. 477-FM—Rigid di-pole Antenna, same as No. 476-FM, except using 60-ft. No. 336 U-H-F transmission line	
*No. 487-FM—Same as above, plus one 8-ft. wooden mast in two sections	
*No. 480—Antenna coupler with mounting bracket	3.50
*No. 218-FM — Receiver Coupler, for connection of one additional receiver	3.25
*No. 215-FM—Antenna, see front page	8.25
*No. 225-FM—Antenna, see front page	8.00

• ACCESSORIES

No. 185—Television Mast, 10-ft. wood mast in two sections	2.75
No. 188—Galvanized 10-ft. iron mast in two sections	
No. 186—Pipe Mast bracket, complete with expansion shields, lag bolts and "U" bolts, per pair	3.75
No. 152—Transmission line, 500-ft. rolls	30.00/M

TELEVISION ANTENNAE

For the selection of the most suitable television antenna-reflector combination and for full detailed installation instructions see our special television catalog sheet.

No. 425—Featherweight Television Antenna complete with universal mounting brackets and 60-ft. transmission line	$8.75
No. 450—Featherweight Television Reflector for No. 425 or 426 Antenna, complete with crossarm	8.50
No. 428—Double Di-pole Television Antenna complete with Reflectors and 60 ft. No. 152 transmission line	$33.00

FM AND TELEVISION STORE DEMONSTRATION SYSTEM

The TACO Store Demonstration Antenna handles all wave bands from the Standard Broadcast band to the U-H-F FM bands with one antenna without any interaction between the sets. Full noise-reduction for all bands. No switching or fussing with connections after the set is once connected to the system. Each set requires its own No. 343 Master Coupler and six to eight sets may be operated from one antenna.

*No. 481-FM — Di-pole Antenna, with No. 480 Transformer, 8-ft. mast, less wire	$13.50
*No. 343 — Master Coupler, one used for each set connected to the system, each	$3.00

COMBINATIONS AND DETAILS OF FM AND TELEVISION ANTENNAE SHOWN IN SEPARATE CATALOGUE

Copyright by U. C. P., Inc.

TACO DeLuxe Self-Selecting Antenna

The function of an efficient antenna is to bring to the receiver a clear signal free from all interference. This problem has taken on new importance with the introduction of the FM super-high-fidelity receivers as the antenna kits now have to cover a much wider frequency range without loss of fidelity. TACO engineers have solved this problem by introducing special iron dust core transformers into the circuits.

Each kit is designed to meet special requirements and each design is based on TACO's long experience in building high fidelity antennae with unexcelled noise reduction. Determine which type kit is needed to cover the range of the set and regardless of the kit selected you will get the finest instrument of its kind to feed the set the strongest and clearest signals even in locations heretofore considered hopeless for radio reception.

The array of electrically interconnected transformers automatically select the most efficient path for the signals and assure a perfect match to any radio set. A porcelain shell gives perfect weather-proofing and mechanical protection for the transformers. A 30-ft. - 30 ft. doublet aerial makes this kit easy to erect anywhere.

Separate terminals are available on the No. 218-FM set transformer for connection to the FM binding posts on the receiver.

The DeLuxe Antenna is complete, factory wired, soldered and tested under laboratory conditions, ready to be erected.

TACO DeLuxe Antenna is self-selecting and fully automatic and comparative tests indicate the greatest signal-to-noise ratio of any system on the market. Let your own test substantiate our claim.

***Cat. No. 215 TACO DeLuxe Antenna System. Uses No. 217 Set Transformer. Covers 150 kc - 25 mc** **$8.00**

***Cat. No. 215-FM Antenna, covers FM and AM bands. Uses No. 218-FM Set transformer; 150 kc - 75 mc** **8.25**

***Cat. No. 200-V Antenna, especially designed for the short wave and broadcast bands** **8.75**

***Cat. No. 215L—DeLuxe Antenna, less Set Transformer** **$5.50**

***Cat. No. 216—TACO Antenna Transformer only** **2.75**

***Cat. No. 217—TACO Set Transformer only** **3.00**

***Cat. No. 218-FM Set Transformer. Separate leads for the AM and FM bands** **3.25**

● CONTENTS OF No. 215 KIT ●

No. 216 Antenna Transformer; No. 217 Set Transformer; 2-30 ft. coils Tinned Aerial Wire; 60 ft. Transmission Cable; 1 Screw Eye; 2 Nail Knobs; 2 Porcelain Aerial Insulators; Packed in Display Box with complete instructions.

● CONTENTS OF No. 215-FM KIT ●

Same as above except using No. 218-FM Set Transformer. Separate leads for the FM and AM bands makes this kit adaptable to any type radio receiver.

For installations where a doublet is difficult to erect, this L-type kit with the transformer attached at one end of a 50-ft. aerial is the ideal solution. It covers the same frequency range as the kit above and has the same type iron core transformers guaranteeing the highest obtainable noise reduction.

Extensively used for homes where the transmission line must be inconspicuously arranged. The construction facilitates the grounding of the transformer unit for maximum noise reduction.

This TACO kit is Self-Selecting and with its durable porcelain shell assures a satisfactory trouble-free installation.

***No. 225 Antenna, using 50-ft. aerial and 60-ft. trans. line. 150 kc - 25 mc. Uses No. 217 Set Transformer** **$7.75**

***No. 225-FM Antenna, covers FM and AM bands 150 kc - 75 mc. Uses No. 218-FM Set Transformer** **8.00**

***No. 225L Antenna, less Set Transformer** **5.25**

***No. 226 Antenna Transformer only** **2.75**

***No. 217 Set Transformer only** **3.00**

***No. 218-FM Set Transformer only. Separate leads for the AM and FM bands** **3.25**

Modern all-wave receivers are capable of reproducing the faintest radio signals brought to the receivers but to furnish an enjoyable program the signal must be free of outside interference.

The TACO Standard Antenna is designed to fulfill these requirements for the standard broadcast band as well as for the short-wave bands and the FM band.

This Antenna System with its weather-proof porcelain antenna unit housing matches all sets regardless of make or design. It is fully automatic, selecting the path of maximum efficiency for the different wave-bands. Iron cores assure the maximum signal transfer in all bands.

The simplicity of construction makes an installation possible where very limited space is available. For the best result the antenna proper should be erected on the roof out of the noise area.



TACO No. 515 STANDARD ANTENNA
For the noise-free reception of standard broadcast and short wave bands.

TACO No. 515-FM STANDARD ANTENNA
Covers all bands including the FM band with excellent clarity and fidelity.

● CONTENTS OF No. 515 KIT ●

No. 516 Antenna Transformer; No. 517 Set Transformer; 2-30 ft. coils Aerial Wire; 60 ft. Transmission Cable; 1 Screw Eye; 2 Nail Knobs; 2 TACO Insulators; Attractively boxed complete with instructions.

● CONTENTS OF No. 515-FM KIT ●

Same as above except using No. 518-FM Set Transformer. Separate leads available for the AM and FM bands.

***No. 515 Antenna, 150 kc - 25 mc. Broadcast and short wave bands** **$5.25**

***No. 515-FM Antenna, FM and AM bands 150 kc - 75 mc** **5.50**

***No. 515L Antenna, less set transformer** **4.25**

No. 516 Antenna Transformer only **1.75**

***No. 517 Set Transformer, broadcast and short wave bands only** **1.75**

***No. 518-FM Set Transformer, FM and AM bands, separate leads for FM and AM** **2.25**

CAT. No. 400 ALL-WAVE ANTENNA

The importance of a good antenna system for a modern radio set is generally underestimated. It is an integral part of a radio set and must be treated as such. For best results an antenna must be installed with the utmost care and the TACO No. 400 Antenna improves the all-wave reception in all locations.

This antenna is Self-Selecting, same as the higher priced TACO models. Easily erected in a very limited space on the roof. It is fool-proof and trouble-free—once erected—always functioning.

● CONTENTS OF No. 400 KIT ●

No. 401 Transfer Unit; No. 402 Set Transformer; 2 30-ft. Coils Antenna Wire; 50-ft. Coil Transmission Cable; 1 Screw Eye; 2 Nail Knobs; 2 Porcelain Insulators. Attractively boxed with complete instructions.

***Cat. No. 400 Kit** **$4.50**

Cat. No. 400L Kit Less Set Coupler **3.50**

***Cat. No. 402 Set Transformer** **1.50**

*Lic. A. A. K., Inc. Pats.: U. S. 1920162, 1988092, 1976909, 1976910, 2002844, 2064400, Re. 19854, Appl. 758234, Canada 334671, 361802, 367126, 367127.

Copyright by U. C. P., Inc.

PREMAX TELESCOPING VERTICAL RADIATORS

Aluminum Radiators

Meeting every demand for light weight combined with corrosion resistance and adequate strength for the most exacting conditions, Premax Aluminum Antennas are in popular use for mobile installations, such as pick-up trucks, etc., where light weight, convenience in extending and collapsing and attractive appearance are important considerations. They are ideal for radio telephone use on fresh water craft or inland locations, as well as for commercial installations.

For commercial use, for police, fire, forestry, public utility and similar services, as well as for amateur installations or home receiving sets, Premax Aluminum Antennas are convenient, dependable, attractive and extremely reasonable in cost. The solid taper rod (No. AM-106) makes an ideal element for FM or television di-poles.

The tubing is special drawn bright finish seamless aluminum, with diameters, gauges and temper engineered to withstand wind velocities up to 60 miles per hour without failure or permanent damage. Guying is not essential under normal conditions, but is recommended as an extra precaution against unexpected stresses.

The locking device between sections is of the clutch type, comprising a specially formed hexagon cap nut, engaging a tapered split compression sleeve. This construction is simple in operation and provides an efficient, low-resistance contact between sections.

A group of six different units is available, all excepting the tapered top section (No. AM-106) being fully telescoping and adjustable between the minimum and maximum lengths shown.

HEAVY DUTY NON-ADJUSTABLE MASTS

To meet demands from various commercial services, Premax has designed Special Duty Non-Adjustable Masts (not illustrated), which can be depended upon for enduring performance under the most extreme conditions. In either the 17½' or 35' lengths, this special aluminum alloy mast is designed to withstand wind velocities up to 100 M. P. H. The tubing is graduated in steps from a base diameter of 2" to a top of ½" on the 35' mast and a base diameter of 31/32" to a top of ½" on the 17½' mast, and has a smooth, polished finish to resist corrosion or a collection of dirt. The joint on the 35' mast is ground to a fine fit for positive contact and maximum strength throughout.

Several masts of this type were in use without guying at W2USA on the Communications Building for the two years of the New York World's Fair and withstood extremely high gales and severe sleet storms with no evidence of damage in any respect.

SPECIFICATIONS AND LIST PRICES

No.	Ext. Length	Col. Length	Base O.D.	Top O.D.	Base I.D.	Weight Each	List Price
AM-106	6'3"	6'3"	.313"	.125"	...	¼ lb.	$ 5.00
AM-312	12'2½"	6'3"	.500"	.320"	.334"	1½ lbs.	10.00
AM-518	18'½"	6'3"	.750"	.320"	.584"	3 lbs.	20.00
AM-124	23'8½"	6'3"	1.000"	.320"	.810"	5 lbs.	30.00
AM-230	29'2"	6'3"	1.312"	.320"	1.112"	7½ lbs.	45.00
AM-336	34'8"	6'3"	1.625"	.320"	1.425"	11 lbs.	60.00
AM-017	17'6"	17'6"	.969"	.500"	.689"	5½ lbs.	40.00
AM-035	34'9"	18'0"	2.000"	.500"	1.732"	19 lbs.	100.00

(For Base Insulators and Mountings see page Q-49)

Monel Radiators

Outstanding for marine installations and those other commercial uses where high strength and unusual resistance to corrosion are prime considerations, Premax Monel Antennas have satisfactorily stood up under the most severe wind and shock strains, even when installed on the speedy boats of the navy and coast guard. Monel antennas have proven their ability to resist the action of sea air, salt spray and other corrosive agents.

The monel masts are built up of multiple sections of hard-drawn monel tubing which is a product of Superior Tube Company of Norristown, Pa. They are fully Telescoping and adjustable. Their rich, highly polished appearance conforms perfectly with the equipment of even the finest craft, yet their cost is not excessive for the more modest installations when their indefinite life and operating efficiency is considered.

Monel is without doubt the perfect material for radio antennas, far more resistant toward more corrosives than either the nickels or coppers which are used in the formulation of monel. It has both the corrosion resistance and mechanical properties which enable it to withstand weather conditions, low temperatures and sudden shocks without affecting its toughness.

Monel is stronger and tougher than common steels and its fatigue strength exceeds the limits of mild steel or all brasses and bronzes. This means freedom from internal structural failures, season cracking and other weaknesses, which, in ordinary metals, result in poor contacts, increased resistance or mechanical breakdowns. The endurance of monel is well shown by the fact that a monel roof on the Pennsylvania Terminal in New York City is still practically perfect after more than 25 years of exposure.

Rigid tests by both government and private shipbuilders have shown Premax Monel Antennas as the most dependable unit available for high efficiency and completely satisfactory service under the most exacting conditions.

Two types of Monel Antenna are offered, the MM which is standard for most installations and the USM which is a heavy duty antenna in 25-foot length only, developed especially for navy use. The MM type and the USM-525 are telescoping and fully adjustable within the maximum and minimum lengths shown. The USM-325 is a jointed non-adjustable antenna.

SPECIFICATIONS AND LIST PRICES

No.	Old No.	Ext. Length	Col. Length	Base O.D.	Top O.D.	Base I.D.	Wgt. Each	List Each
MM-313	MM-213	13'1"	6'9"	.625"	.489"	.555"	2¾ lbs.	45.00
MM-419	MM-119	19'1½"	6'9"	.750"	.489"	.666"	5 lbs.	65.00
MM-425	MM-225	24'10½"	6'9"	.875"	.489"	.777"	8 lbs.	90.00
MM-430	MM-330	30'0"	6'9"	1.063"	.489"	.935"	13 lbs.	115.00
MM-435	MM-335	35'0½"	7'8"	1.063"	.489"	.935"	15 lbs.	125.00
USM-525	USM-225	25'0"	7'6"	1.063"	.625"	.932"	12 lbs.	110.00
USM-325		25'0"	9'0"	1.312"	.750"	1.146"	30 lbs.	200.00

(For Base Mountings and Insulators see Page Q-49)

Copyright by U. C. P., Inc.

PREMAX TELESCOPING VERTICALS AND ELEMENTS

Steel Radiators

VERTICAL TYPE

Probably the most enviable reputation for dependable, efficient performance under the most severe conditions has been earned by Premax Tubular Steel Antennas which are in wide use for vertical radiators, home receiving antennas and countless commercial and public installations.

Premax Telescoping Steel Antennas are made of a high tensile, copper-nickel steel tubing, heavily plated in bright cadmium. They are not only highly resistant to corrosion but are extremely strong both in material and design.

Diameters and wall thicknesses have been engineered to provide ample strength against all ordinary stresses in the services to which they are adapted. While no positive guarantee can be offered against abnormal wind strains above 60 miles per hour, or extreme conditions encountered in heavy sleet storms and other unusual circumstances, many actual instances have been reported where Premax Telescoping Steel Antennas have weathered such punishment with perfect performance. Guying, while not generally considered necessary, is suggested as a reasonable precaution where possible.

Hundreds of amateur, public and commercial users are recommending Premax Telescoping Steel Antennas as dependable, low-cost equipment for a wide variety of radio services.

Premax Telescoping Steel Antennas are available in a range of sizes as shown below, for many different amateur and commercial services. All units are fully telescoping and adjustable between the maximum and minimum lengths shown. The locking device is simple in operation, positive in action and provides a secure, efficient contact between sections.

METHODS OF MOUNTING VERTICAL ANTENNAS

There are several commonly used methods of mounting Vertical Antennas, of which the most popular is with Premax Type 1 Heavy Duty Base. Lighter antennas up to about 18 feet in height can be satisfactorily mounted on the Type 2 Base. Type IX Base is similar to the Type 1 excepting that it has a socket instead of a post, and is generally used as footing insulators for towers or where the entire weight is downward. Type 6 is used where the connections are made through a flat roof or deck. In some instances, a wall bracket is desirable in order to secure proper location, and for this purpose the Wall Bracket WB-1 is used with a type 1 or 2 Base. Complete details of the various base mountings and insulators will be found on page Q-49.

SPECIFICATIONS AND LIST PRICES

No.	Description	Ext. Lgth.	Col. Lgth.	Base O.D.	Top O.D.	Base I.D.	Wgt. Each	List Each
112-M	2-sec. telscpg.	11'8"	6'1"	.656"	.500"	.556"	4 lbs.	5.50
318-M	3-sec. telscpg.	17'3"	6'2"	.875"	.500"	.775"	7 lbs.	8.00
224-M	4-sec. telscpg.	22'9"	6'3"	1.063"	.500"	.963"	11 lbs.	11.00
130-M	5-sec. telscpg.	28'3"	6'4"	1.250"	.500"	1.150"	15 lbs.	14.00
136-M	6-sec. telscpg.	33'9"	6'5"	1.500"	.500"	1.400"	20 lbs.	17.00

(Prices do not include base mountings. See page Q-49)

Corulite Elements

OF STEEL

For efficient performance in horizontal arrays and similar applications, the Premax Corulite Elements have a wide acceptance. These elements are exceptionally light in weight, yet provide the necessary extreme strength and rigidity so essential in the horizontal type of construction—and at a surprisingly low cost.

This Corulite type of steel tubing was developed by Premax in order to insure a metal structure which would possess unusual stiffness and strength in combination with light wall thickness and consequent low weight—all features essential in this type of array. Although many attempts have been made to imitate this construction, no other type has been able to equal Premax Corulite. A positive clamp, simple in its operation, insures rigid joints and perfect electrical contact between sections.

All Corulite Elements listed below (excepting No. 104-M) are fully telescoping and adjustable between the minimum and maximum lengths shown. These elements meet all requirements for the various 5, 10 and 20-meter arrays in general use, and will also be found ideal equipment for the experimenter on new combinations in the amateur, commercial, television or F. M. bands.

PREMAX PROVIDES A SPECIAL "HAIRPIN" TUNING BAR

The performance of a definite antenna can, to a large extent, be improved or ruined by the adjustments. This difficulty is completely eliminated by the use of the Premax "Hairpin" Tuning Bar. This bar is inserted between the two halves of the element, and may be slid up or down so as to provide a variation in the overall length from tip to tip of the element without making any adjustment in the two halves of the element itself. In other words, the electrical length is measured from the outside end of one element through that portion of the "hairpin" that is in use to the outside end of the other half of the element. By this method it is possible to have all of the elements set at a single physical length and the variation in their electrical length may be provided by the "hairpin". Similarly, the variation from one end of a given band to another may be obtained by a similar adjustment.

SPECIFICATIONS AND LIST PRICES

No.	Description	Ext. Lgth.	Col. Lgth.	Base O.D.	Top O.D.	Recom. For	Wgt. Per Pr.	List Pair
104-M	1-sec., non-adj.	4'0"	4'0"	.625"	.625"	5-meter	1 lb.	3.00
108-M	2-sec., telscpg.	8'2"	4'7"	.750"	.625"	10-meter	2 lbs.	6.00
113-M	3-sec., telscpg.	12'4"	4'8"	.875"	.625"	Dbl. Zep	3½ lbs.	10.00
618-M	4-sec., telscpg.	17'0"	5'3"	1.000"	.625"	20-meter	5½ lbs.	14.00

(Premax Corulite Elements sold only in pairs, complete with Premax "Hairpin" Tuning Bar) (For Insulators and Mountings, see page Q-49)

BRONZE MOUNTING CLIPS

Formed bronze clips or clamps for mounting horizontal elements or vertical antennas on standard stand-off insulators. Also used for connecting feed wires and transmission lines to antenna or elements. ¾" wide, cadmium plated.

No.	Description	List Price Pair
218-C	Fits 1" tube	$0.30
418-C	Fits ⅞" tube	0.30

Copyright by U. C. P., Inc.

PREMAX INSULATORS AND ACCESSORIES

BASE INSULATOR TYPE 1

Heavy duty type, of heavy wet-process brown-glaze porcelain held in compression between hot galvanized malleable iron castings. A Lapp design with compression rating up to 10,000 pounds. Height to top of cone 7". Bolt circle 5¼". Weight 7 lbs. Complete with mounting bolts and nuts.

SPECIFICATIONS AND PRICES

No.	Diameter Top Post	Fits Antennas	List Each
1P-24*	¾"	318-M, MM-425	$18.00
1P-26	15/16"	AM-124	18.00
1P-30	15/16"	224-M, MM-430, MM-435	18.00
1P-44*	1 3/8"	136-M	18.00
1P-45	1 13/32"	AM-336	18.00

*—Can be used with adapters to fit other sizes of masts.

BASE INSULATOR TYPE 2

Light design for up to 18' masts or longer lengths if guyed or supported with stand-off insulators. Brown glazed porcelain with galvanized malleable iron top post and base support cemented into insulator. Porcelain diameter 3¼". Height to top of porcelain 6". Flange diameter 3¼". Weight 4 pounds. Furnished complete with necessary mounting bolts and nuts.

SPECIFICATIONS AND PRICES

No.	Diameter Top Post	Fits Antennas	List Each
2P-24*	¾"	318-M, MM-425	$5.50

*—Can be used with adapters to fit other sizes of masts.

BASE INSULATOR TYPE 6

For marine, mobile unit, tower platform, roof-top, etc. Simple to install, neat and compact. Lead-thru construction permits antenna connections below deck. General construction similar to Type 1. Flanges are 6" diameter with six bolt holes on 5" circle. Furnished with center stud and flange bolts for deck ½" to 3" thick. Total height above deck to base of post 4½". Weight 11½ lbs.

SPECIFICATIONS AND PRICES

No.	Diameter Top Post	Fits Antenna	List Each Galvanized	List Each Bronze
6P-24*	¾"	318-M, MM-425	$25.00	$45.00
6P-26	15/16"	AM-124	25.00	45.00
6P-30	15/16"	224-M, MM-430, MM-435	25.00	45.00
6P-44*	1 3/8"	136-M	25.00	45.00
6P-45	1 13/32"	AM-336	25.00	45.00

*—Can be used with adapters to fit other sizes of masts.

ADAPTORS FOR BASE INSULATORS TYPES 1 AND 2

Short lengths of cadmium plated steel tubing fitted with connection clamp to permit use of standard Type 1, 2 or 6 Base Insulators with other sizes of tubular masts.

SPECIFICATIONS AND PRICES

No.	Used with Insulator No.	To Fit Antennas	Weight Each	List Each
A-20	1P-24, 2P-24, 6P-24	MM-313 or ⅝" O.D.	½ lb.	$0.50
A-21	1P-24, 2P-24, 6P-24	112-M or 31/32" O.D.	½ lb.	0.50
A-24	1P-24, 2P-24, 6P-24	AM-518, MM-419, or ¾" O.D.	½ lb.	0.50
A-40	1P-44, 6P-44	130-M or 1¼" O.D.	¾ lb.	0.50
A-42	1P-44, 6P-44	AM-230, or 1 5/16" O.D.	¾ lb.	0.50

DECK BUSHING

Of brown-glazed porcelain cemented into hot galvanized malleable flange which bolts through rubber gasket to the deck or other surface. Provides additional support for antenna in lieu of guying.

SPECIFICATIONS AND PRICES

No.	I.D.	Total Length	Above Deck	Flange Diameter	Weight Each	List Each
5D-24	¾"	6"	3"	4"	2 lbs.	$8.00
5D-40	1¼"	8"	4¼"	4½"	3½ lbs.	11.00
5D-56	1¾"	8½"	4½"	5⅜"	4½ lbs.	14.00

WALL BRACKET

A heavy steel bracket designed for mounting Vertical Radiators on side walls, parapets or posts. Drilled to fit Premax Type 1 and Type 2 Base Insulators. Cadmium plated. Stand-off Type 3 or 4 suggested for use with this mounting, in order to give additional support.

No.	Weight	List Each
WB-1	7 lbs.	$4.50

Insulator not included.

WALL MOUNT INSULATOR

Firm, serviceable side mounting which fastens securely to wall or post. Brown-glaze porcelain insulator similar to Type 2. Metal parts hot galvanized malleable iron. Stand-off Insulator Type 3 or 4 suggested for use with this mounting.

No.	Post Diameter	Weight	List Each
2-WP	¾"	5 lbs.	$8.00

Type 3

TYPE 3 INSULATORS

Heavy duty design for stand-off support of vertical antennas, etc., or for use in pairs as complete mounting of vertical or horizontal elements. Galvanized or brass fittings attached to threaded studs cemented in brown-glazed porcelain body. Procelain 3" diameter. Height to top of porcelain 3". Weight 2 pounds each.

Type 4

SPECIFICATIONS AND PRICES

No.	Fits Tube O. D.	List Price Each Galvanized	List Price Each Polished Brass
3S-16	½"	$5.00	$ 7.50
3S-20	⅝"	5.00	7.50
3S-24	¾"	5.00	7.50
3S-28	⅞"	5.00	7.50
3S-32	1"	5.00	8.00
3S-34	1 1/16"	5.00	8.00
3S-40	1¼"	5.00	9.00
3S-42	1 5/16"	5.00	9.00
3S-48	1½"	5.00	10.00
3S-52	1⅝"	5.00	10.00

TYPE 4 INSULATORS

Similar in design to Type 3 but with double clamp. Top clamp sizes available in same range as Type 3. Bottom clamp made to fit all standard pipe sizes from ¼" to 3". Available in galvanized or polished brass. Prices on request. State size of clamps desired, both top and bottom.

TYPE 7 INSULATORS

A low-priced but substantial stand-off mounting with wide application. Galvanized malleable iron frame enclosing white porcelain split bushing. Height 6". Weight, each, 2½ pounds.

SPECIFICATIONS AND PRICES

No.	Fits Tube O. D.	List Price
7S-20	⅝"	$2.50
7S-24	¾"	2.50
7S-28	⅞"	2.50
7S-32	1"	2.50

INSULATED MOUNTING CLAMP TYPE 8

A better-than-ordinary insulated mounting support for horizontal elements, verticals, etc., in many of the new arrays. Galvanized malleable iron frame with white porcelain split bushing. Overall width 3½". Weight each, 1 pound.

No.	Fits Tube O. D.	List Price
8C-20	⅝"	$1.50
8C-24	¾"	1.50
8C-28	⅞"	1.50
8C-32	1"	1.50

(Other sizes available to order)

INSULATED MOUNTING CLAMP TYPE 9

A simple, more compact mounting for horizontal elements, verticals, etc., as suggested for Type 8. Gray iron galvanized frame with white porcelain split bushing. Height to center 2". Weight each, 1 pound.

No.	Fits Tube O. D.	List Price
9C-20	⅝"	$1.25
9C-24	¾"	1.25
9C-28	⅞"	1.25
9C-32	1"	1.25

Copyright by U. C. P., Inc.

PREMAX POLICE ANTENNA — Receiving and Sending

Premax Police Antennas for police and commercial applications are of solid steel of extremely high carbon content, heat-treated and oil-tempered to carefully develop physical properties. Rods of varying diameters, cold-drawn to rigidly held tolerances, are joined securely and permanently into a single graduated length which provides high flexibility, minimum wind resistance and indefinite life. A cadmium plate finish of .001″ minimum gives adequate protection against corrosion in all ordinary atmospheres, including marine or salt air exposures.

Where ordinary antennas bend or break under stress of striking tree branches, bridges, garage doors and similar obstructions, Premax Police Antennas merely flex under the stress and return immediately to normal position when the obstruction is passed. This eliminates the usual replacement costs and Premax Police Antennas may easily save their initial cost in a few months.

Premax Police Antennas are available with two styles of bases. Style A has a plain 1/4″ end and fits Premax Mountings K, L, T, R and NA. Style B has a 7/16″ threaded stud complete with hexagon nuts and lock washer and fits Premax Mountings G or N.

Due to the single piece construction, Premax Police Antenna Rods should be purchased in the nearest standard length for the desired frequency and then cut, if necessary, to the exact length required. Specific lengths can be supplied to order in reasonable quantities.

Premax Police Antenna Rods are also available in polished, hard-drawn Stainless Steel.

TYPE N

Bumper Mount is of heavy gauge steel with 1 3/4″ high tension cone insulators. Fits Style B Rod. List, each $4.50

TYPE NA

Adjustable Bumper Mount, otherwise similar to Type N but for Style A Rod. List, each $5.50

TYPE R

Universal Adjustable Mount. Fits Style A Rod. List, each $12.50

TYPE L

Is similar to Type K in adjusting feature. Has 6″ spacing between insulators giving extra base support. Fits Style A Rod. List, each $10.00

ANTENNA MOUNTINGS

TYPE T

For attaching Type A Rod to trunk or car body. Lower support is solid brass rod securely jointed to 12″ brass tube carrying antenna. Upper support is 24″ brass rod and has adjustable lock permitting proper fitting to contour of car. All insulators are high-tension, white-glazed ceramic cones 1 1/4″ high. Antenna tube provides maximum 10″ adjustment in antenna height. All metal parts heavily cadmium plated List, each $12.50

TYPE K

Adjustable Bumper Mount, similar in design to Type NA but with longer socket tube which permits 10″ adjustment in height of Style A Rod. List, each $6.50

TYPE G

Grounded Bumper Mount for Style B Rod for use on shunt-fed or grounded systems. List each $1.50

ANTENNA RODS ONLY—LIST PRICES WITHOUT MOUNTINGS

CADMIUM PLATED STEEL

Lgth	Style A No.	List Price	Style B No.	List Price
72″	AC-172	$2.50	BC-172	$3.25
78″	AC-178	2.75	BC-178	3.50
84″	AC-184	3.00	BC-184	3.75
90″	AC-190	3.25	BC-190	4.00
96″	AC-196	3.50	BC-196	4.25

STAINLESS STEEL

Style A No.	List Price	Style B No.	List Price
AS-172	$5.50	BS-172	$6.25
AS-178	6.00	BS-178	6.75
AS-184	6.50	BS-184	7.25
AS-190	7.00	BS-190	7.75
AS-196	7.50	BS-196	8.25

PREMAX GROUND RODS FOR RADIO

Premax Ground Rods are made of copper plated or cadmium plated steel or copper-headed with bright steel shaft, in 3/8″, 1/2″, 5/8″ and 3/4″ diameters, and in 4′, 5′, 6′ and 8′ lengths. All rods have one end pointed for easy driving.

They are made in four styles as illustrated: Style D with spring clamp; Style G with screw clamp; Style P with securely attached pigtail wire; Style H with drilled hole.

CADMIUM PLATED GROUND RODS

Size	Style D Spring Clamp	Style G Screw Clamp	List Each
4′x 3/8″	No. CD-4	No. CG-4	$0.45
5′x 3/8″	No. CD-5	No. CG-5	0.60
6′x 3/8″	No. CD-6	No. CG-6	0.70

COPPER PLATED GROUND RODS

Size	Style D Spring Clamp	Style G Screw Clamp	List each
4′x 3/8″	No. RD-4	No. RG-4	$0.45
5′x 3/8″	No. RD-5	No. RG-5	0.60
6′x 3/8″	No. RD-6	No. RG-6	0.70

COPPER HEADED GROUND RODS

Size	Style D Spring Clamp	Style G Screw Clamp	List each
4′x 3/8″	No. SD-4	No. SG-4	$0.40

HEAVY DUTY GROUND RODS

Size	Style G No.	Style G List	Style H No.	Style H List	Style P No.	Style P List
5′x 1/2″	G 85	$1.00	H-85	$1.00	P-85	$1.20
6′x 1/2″	G-86	1.10	H-86	1.10	P-86	1.30
8′x 1/2″	G-88	1.40	H-88	1.40	P-88	1.60
6′x 5/8″			H-106	1.65	P-106	1.90
8′x 5/8″			H-108	2.10	P-108	2.30
8′x 3/4″			H-128	3.00	P-128	3.25

Above prices apply on either cadmium plated or copper plated rods. Please specify on order.

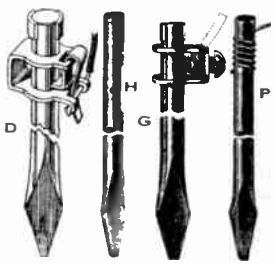

Copyright by U. C. P. Inc.

RADIO INSULATORS

for

BETTER RECEPTION · BETTER PROTECTION · BETTER TRANSMISSION

The isolation of radio frequency currents and their confinement within definite circuits demand the use of non-conducting materials possessing an unusual combination of electrical and physical characteristics. Radio frequency currents tend to leak over to adjacent conductors, and materials which may offer a fairly effective barrier to the passage of currents of low frequency sometimes prove to be conductors, or at least inefficient insulators, at radio frequencies.

Essential properties for satisfactory radio insulation are low power loss, low surface conductivity, high electrical resistance, a hard smooth surface, stability against corrosive influences, and a high strength-to-weight ratio. These properties must remain permanent and unchanged by age, exposure to the elements, and the continued impact of radio energy.

Performance, which alone has won for PYREX Radio Insulators their present day supremacy, is the direct result of the inherent properties of the glass composition from which they are made. PYREX Radio Insulators are made of a material whose dielectric constant is 4.7 at 740,000 cycles, and whose power factor is 0.42% at 740,000 cycles. The surface conductivity is so low as to be practically negligible. The specific gravity is 2.23, so that in PYREX Radio Insulators the dual advantages of light weight and high electrical strength are combined.

The stability of PYREX Radio Insulators against corrosive influences renders them immune to the attack of acid fumes, smoke, fog and salt sprays. For this last reason, PYREX Insulators are widely used for marine communication systems.

PYREX Radio Insulators, because of their coefficient of expansion of 0.0000032 between 19 deg. C. and 350 deg. C., are indifferent to heat shock and abrupt temperature changes. Tropical sunshine does not create strains within them. The sudden chill of a summer hailstorm does not affect them.

PYREX Insulators have played their part in many spectacular examples of extreme service. They have been with Commander Byrd at the North and South Poles. They were an important part of the radio equipment of the Louise A. Boyd and the MacGregor Arctic expeditions. The Atlantic Ice Patrol sends warnings of icebergs over antennae equipped with PYREX Radio Insulators. They are used by the United States Army Signal Corps, the Coast Guard, the Navy, and the Lighthouse Service. On your own equipment they will perform the same duties and provide the same unfailing service.

Top 67007—Center 67017—Bottom 67021

PYREX ANTENNA INSULATORS

For Superior Sending and Reception. For Longer Life and Trouble-Free Service.

No.	Description	Length Over-all	Developed Leakage Path	Average Flashover Value (KV) Wet	Average Flashover Value (KV) Dry	Minimum Ultimate Strength	Price Each, List
67007	Broadcast Reception Insulator	3 5/8"	2 3/16"	28	42	300 lbs.	$ .25
67017	Amateur Transmitting Insulator	7 1/2"	6 1/16"	54	70	800 lbs.	1.00
67021	Strain Insulator	12 1/4"	11 3/16"	87	121	1000 lbs.	3.00
67003	Galvanized Shackles for installing 67017 or 67021; one pair per insulator; price per pair						1.00

PYREX ENTERING INSULATORS

67104-67105



67115-67116

67079

67080

Amateur Type

Here are practical, convenient lead-in Insulators designed specifically for amateur use. The bowls are made of PYREX brand Electrical Glass which possesses high dielectric strength and low power loss. They will give clearer signals and better operation, particularly under adverse conditions. The flanges on these bowls are wide and flat, bringing a large enough surface in contact with the wall to minimize slipping. The ruggedness of the bowls together with the rubber gaskets permits a water-tight, permanent installation. The rods are threaded except for 2 1/2" in the center. All sizes are supplied with four brass jamb nuts, two brass washers, two rubber washers and two rubber gaskets.

No.	Bowl	Length Center Pin	Outside Diameter	Price Each, List
67104	67056	15"	2 1/2"	$2.20
67105	67056	20"	2 1/2"	2.30
67115	67009	15"	6 1/16"	3.50
67116	67009	20"	6 1/16"	3.60

Airplane Type

67056—Glass Bowl only, clear or opaque.*
67075—Two 67056 Bowls with Brass Fittings but no guides. Has solid brass rod 1/4" diameter, 5 1/4" long.
67079—Two 67056 Bowls with Brass Fittings and guides, as illustrated. Has hollow brass rod 3/8" diameter, 5 1/8" long.
67080—One 67056 Bowl with Brass Fittings, as illustrated.

No.	Outside Diameter	Over-all Length	Price Each, List
67056	2 1/2"	1 5/8"	$ .60
67075	2 1/2"	5 1/4"	2.00
67079	2 1/2"	6 3/4"	4.50
67080	3 1/4"	4"	3.50

*Opaque bowls can be furnished at extra cost.

67009-67037

Navy Type — Bowls Only

No.	Glass	Height Over-all	Outside Diam. at Base	Price Each, List
67009	Clear or opaque*	4 3/8"	6 1/16"	$1.00
67037	Clear or opaque*	4 3/8"	6 1/16"	1.00

* Opaque bowls can be furnished at extra cost.

RADIO INSULATORS

for

BETTER RECEPTION · BETTER PROTECTION · BETTER TRANSMISSION



67106-67107 67108-67109

67027

PYREX STANDOFF INSULATORS

No.	Height Over-all	Type of Base	Size of Base	Diameter of Glass Part	Developed Leakage Path	Average Flashover Value (KV) Wet	Average Flashover Value (KV) Dry	Price Each, List
67106	3"	Oval	3 1/16" x 1 11/16"	1 1/4"	1 1/16"	13.5	22.5	$2.25
67107	7"	Oval	3 1/16" x 1 11/16"	1 1/4"	5 1/16"	32.5	58.0	2.50
67108	3"	Rectangular	2 7/8" x 1 11/16"	1 1/4"	1 1/16"	13.5	22.5	2.25
67109	7"	Rectangular	2 7/8" x 1 11/16"	1 1/4"	5 1/16"	32.5	58.0	2.50
67027	12 1/4"	Round	4 3/4" diameter	2 1/2"	10 1/2"	73.0	96.5	7.00

All types are furnished with cap screw and washer, and brass wood screws for fastening base.

PYREX ENTERING INSULATORS

Navy Type

B-67071

Both types have flanges 8 3/4" in diameter with six 1/2" studs equidistantly spaced on 7 3/4" bolt circle and are approximately 6" high from bottom of lower flange to top of center pin. Center pin is 3/8" in diameter with 16 threads per inch at the ends.

Style B has studs 1 7/16" long and in the bottom flange three equidistantly spaced countersunk 5/32" holes on 7 3/4" center circle.

Style C is furnished with a template ring 1/16" thick for locating mounting holes for the 2 7/16" studs. This template can also be used as a backing ring or washer.

Both styles have two 3/8" jamb nuts for the lower end of the center pin and Style C has two 1/2" jamb nuts for each stud.

The 11 1/2" center pin is standard for both assemblies but any other length rod can be furnished at extra cost.

C-67076

No.	Bowl	Glass	Length Center Pin	Outside Diameter at Base	Price Each, List
67071	67037	Clear or opaque*	11 1/2"	8 3/4"	$20.00
67076	67037	Clear or opaque*	11 1/2"	8 3/4"	21.00

* Opaque bowls can be furnished at extra cost.

PYREX WALL TUBE INSULATORS



No.	Outside Diameter of Tube	Outside Diameter of Knob	Inside Diameter	Length Exclusive of Knob	Over-all Length	Price Each, List
67006	5/16"	13/16"	5/16"	6"	6 1/2"	$.25
67012	5/16"	13/16"	5/16"	12"	12 1/2"	.35
67015	5/16"	13/16"	5/16"	15"	15 1/2"	.40

Supplied in three standard sizes, these new PYREX Wall Tube Insulators can also be furnished in other lengths at extra cost. Prices on request.

Copyright by U. C. P., Inc.

Birnbach F-M and TELEVISION ANTENNAS

F-M and TELEVISION DOUBLET ANTENNAS



- ADJUSTABLE FROM 40 MCS. TO 80 MCS.
- ALUMINUM ALLOY TUBING
- ROTATABLE
- RUGGED CONSTRUCTION
- CERAMIC INSULATORS

A superior antenna construction for television reception. Consist of corrosion proof aluminum alloy tubes adjustable to all frequencies between 80 mcs. and 40 mcs. mounted on high grade low absorption glazed porcelain standoff insulators which maintains its efficiency under all weather conditions. Strong wooden supports. Adjustments can be made in the horizontal planes. This will permit the antenna to be properly adjusted in respect to the transmitted wave and the signal strength. There are two types available: No. 140 Doublet and the No. 142 Doublet with reflector to eliminate interference. Complete with mounting poles and steel coupling.

No.		List Price
140	Doublet	$ 9.00
142	Doublet with reflector	17.00

ADJUSTABLE DIPOLE ANTENNA

For Television or Frequency Modulation

An adjustable antenna that can be used as a vertical or horizontal doublet. Can be rotated to any angle for any degree of polarization. Impedance at center 72 ohms, matched by EO1 Cable. Aluminum alloy tubing permits outdoor mountings. Special tapered lock bushings hold each section in place simply by turning and pushing down. The center mounting insulator is 4½" high.

No.	Frequency Range in Mcs. Open	Telescoped	List Price
158	82	155	$3.75
160	40	75	4.25

ULTRA HIGH FREQUENCY ANTENNAS (VERTICAL RODS)

They are constructed of hard drawn aluminum alloy tubing, telescoped together and adjusted by forcing down with a turning motion a specially designed brass nickel-plated taper lock bushing. They cover all requirements for stationary or portable use. Two types of mountings are available: stand-off mounting having ¼ - 20 threaded bushing on No. 154 and 10-32 threaded bushing on No. 157, and binding post mounting consisting of a reinforced flattened end with two holes drilled 1" between centers. The frequency range listed is for ¼ wave-length antenna.

No.	Sections	Frequency Range in Mcs. Open	Telescoped	List Price
154	3	55	145	$2.00
155	3	55	145	2.00
156	2	112	200	1.10
157	2	112	200	1.10
161	2	40	75	1.50
164	Taper Lock Bushings ⅛ and ⅜			.10

Wooden Mounting Poles

Made of straight grain ash and finished with a weatherproof varnish. With the use of the couplings, several poles can be joined together. The couplings are made of steel tubing and are cadmium plated.

No.		Std. Pkg.	List
144	Coupling	10	$.80
145	4 ft. Wooden pole	10	.75

MOUNTING STRAP

A very useful aid in securing poles of Television or mast antennas to vent pipes. It is made of cadmium plated steel and is 24" long.

No. 626—Mounting Strap.....Std. Pkg. 25.....$.25 List

GUY WIRE

Constructed of high tensile strength galvanized steel wires. Ideal for guying up transmitter and receiver towers and poles.

No. 19—Guy Wire, 25 ft. coil.....each $.25 List
No. 20—Guy Wire, 50 ft. coil.....each .50 List

MAST AERIAL

The Birnbach Mast Antenna is made of four tempered carbon steel tube sections which will instantly go back to an erect position when flexed by the wind. They make an actual height of 12 ft. and are treated to prevent corrosion. Two heavy duty ceramic mounting insulators permit every type of installation to be made with ease. The Safety Lightning Arrester protects the antenna from excessive static charges of atmospheric electricity. The accumulated charges bypasses the receiver and discharges to the ground.

No. 169—Includes: 1 12 ft. 4 section Mast Aerial and Clamps, 2 porcelain mounting insulators and securing clamps; 4 nailit knobs; 1 safety lightning arrester; 35 ft. leadin wire; 1—6" insulated screw eye; 1 ground clamp; mounting screws; and directions. List $3.25

No. 170 — Includes: Everything contained in the No. 169 with the exception of 1 Safety lightning arrester. List ... $2.95

BASE INSULATOR

Ideal for replacement and well suited as a base insulator for ultra high frequency antennas as it permits a connection to be at the bottom of the insulator. Made of highly vitrified low absorption glazed porcelain.

No. 146—Base Insulator, Std. Pkg. 10.....List, $0.40

SEE PAGE Q-58 for complete line of TRANSMISSION CABLE suitable for FM and TELEVISION

No. 150 ALL WAVE ANTENNA



An efficient and low cost all wave antenna with noise reducing features. It will give efficient reception on both broadcast and short waves on every type of receiver. It has the newly designed all ceramic transfer unit. With this unit the antenna wire and the transmission line are firmly and securely anchored. There are no wire leads from the transfer unit to collect ice in the winter and to deteriorate in the summer. Comes complete with everything necessary for installation.

LIST OF PARTS

2—30 ft. coils 7/24 Bare Aerial Wire
1—50 ft. coil Stranded Transmission Cable
1—All Wave Coupler
1—Transfer Unit
2—Porcelain Insulators
2—All Wave Lead-in Strips
1—Ground Clamp
2—Glazed Nailit Knobs
Complete Instructions

No.		List Price
150	Birnbach All Wave Antenna	$3.00
152	Special All Wave Antenna	2.00

No. 148 UNIVERSAL WAVE ANTENNA

(FOR EVERY TYPE OF RECEIVER)

The No. 148 All Wave Antenna is the same as the No. 150, but is packed in a special attractive two color box imprinted to customer's specifications. This kit is designed for efficient operation with all types of receivers. Standard cartons of 20 kits.

No.		List Price
148	All Wave Kit with Receiver Coupler	each $3.00
149	All Wave Kit without Receiver Coupler	each 2.50

Copyright by U. C. P., Inc.

Birnbach AERIAL ACCESSORIES

LEADIN STRIPS

Covered with a heavy cotton braid, weather-proofed, with numerous coats of lacquer. The Clips are riveted and soldered at both ends

No.	Lgth.	Std. Pkg.	List Price Each
611—Black	12"	50	$0.06½
612—Black	16"	25	.12
613—White	12"	50	.07

DOUBLET LEADIN STRIPS

Two strips held parallel to each other by a piece of bakelite prevents them from moving back and forth. Available in black or white.

No. 2611—Std. pkg. 25. Ea. $.15 List

Screw Terminal Leadin Strip

Locks the wire together with the strip in a secure connection assuring perfect contact. Has weather-proof covering over a copper strip with cadmium plated terminals. Available in white or black.

No.	Std. Pkg.	List Price Each
617—Leadin Strip	50	$0.10
2617—Doublet Leadin strip	25	.20

COPPER STRAP CLAMP

Will take ⅜" to 2" Pipe. Made of copper with Birnbach clip riveted and soldered to strap. Complete with nut and bolt.

No. 600—Std. pkg. 50. Ea. $.06 List

C-CLAMP

Attaches easily to a water or radiator pipe. The cone-pointed screw cuts through and makes positive contact. Cadmium finish prevents rusting.

No. 615—Std. pkg. 25. Ea. $.09 List

SADDLE GROUND CLAMPS

These ground clamps have a hard pointed screw which digs through rust and makes a positive contact. Fits a ⅜" to 2" pipe.

No.	Std. Pkg.	List Price Each
625—Heavy Saddle Clamp	50	$0.10
630—Light Saddle Clamp	50	.07

GLASS INSULATORS

Made of crystal clear glass and have a smooth surface which prevents dirt or ice to collect.

No.	Std. Pkge.	List Price
00—3"	100 C	$5.00
660—3⅜"	100 C	7.50
661—3¾" Flat Type	100 C	8.00
662—3⅜"	100 C	6.50
659—4½"	100 C	13.00

PORCELAIN INSULATORS AND NAIL-IT KNOBS

No.	Porcelain Insulators	Std. Pkge.	List Price
666	Brown or White	100 C	$4.00
669	Glazed Nail-It Knobs	100 C	3.50

GROUND RODS

The Ground Rod when driven into the ground will afford a highly efficient ground.

No.	Std. Pkge.	List Price
616—4 Ft.	12 ea.	$ .60
618—6 Ft.	12 ea.	.85

AERIAL SPRING ADJUSTER

Prevents swinging and swaying of antennas and eliminates the resultant fading of signals. Consists of two hooks with porcelain rings interconnecting with a powerful compression spring. Cadmium plated throughout.

No.	List Price
765—Birnbach Aerial Spring Adjuster	each $ .50

PORCELAIN TUBES

To bring a leadin into a building, we advise our Porcelain Tubes, which require a ¾" dia. hole.

No.	Ft.	Std. Pkge.	List Price
42—2"	100	C	$2.75
43—3"	100	C	3.35
44—4"	100	C	4.50
46—6"	100	C	5.50
48—8"	100	C	8.00

PHOSPHOR BRONZE

It has about twice the strength of copper. It is used extensively on Master Antenna Systems where strength and reliability are demanded.

No.	Ft.	Size	List Price
499	100	7/18	$4.50
524	100	7/20	2.50
526	100	7/22	2.25

Special Lengths Available on Order

ANTENNA KITS

No. 556—Aerial Kit....Each $0.60
35 ft. 7-Strand Copper Wire
20 ft. R.C. Lead-in Wire
2—No. 666 Porcelain Insulators
2—No. 669 Glazed Nailit Knobs
1—No. 600 Ground Clamp
1—No. 611 Lead-in Strip
Std. Pkg. 24 Weight 36 lbs.

No. 555—Aerial Kit....Each $0.70
50 ft. 7-Strand Copper Wire
25 ft. R.C. Lead-in Wire
2—No. 666 Porcelain Insulators
2—No. 669 Glazed Nailit Knobs
1—No. 600 Ground Clamp
1—No. 611 Lead-in Strip
Std. Pkg. 24 Weight 38 lbs.

No. 505—Aerial Kit....Each $0.90
75 ft. 7-Strand Copper Wire
25 ft. R.C. Lead-in Wire
1—No. 65 Lightning Arrester
2—No. 666 Porcelain Insulators
2—No. 669 Glazed Nailit Knobs
1—No. 600 Ground Clamp
1—No. 611 Lead-in Strip
Std. Pkg. 24 Weight 48 lbs.

No. 500—Aerial Kit....Each $1.10
75 ft. 7/26 Copper Wire
25 ft. R.C. Lead-in Wire
1—650 Lightning Arrester
1—No. 611 Lead-in Strip
1—No. 600 Ground Clamp
2—No. 666 Porcelain Insulators
2—No. 669 Glazed Nailit Knobs
2—No. 665 Galvanized Screw Eyes
Std. Pkg. 24 Weight 50 lbs.

No. 501—Aerial Kit....Each $1.60
75 ft. 7/24 Copper Wire
40 ft. R.C. Lead-in Wire
15 ft. Flexible R.C. Wire
1—No. 611 Lead-in Strip
1—No. 650 Lightning Arrester
1—No. 630 Ground Clamp
2—No. 666 Porcelain Insulators
2—No. 669 Glazed Nailit Knobs
2—No. 665 Galvanized Screw Eyes
6 Insulated Staples
Std. Pkg. 24 Weight 64 lbs.

LIGHTNING ARRESTERS

Made of a brown glazed porcelain body with nickel-plated hardware. Suitable for outdoor or indoor use. Complete with mounting screws and instructions.

No.	Std. Pkg.	List Price Each
650—Lightning Arrester	50	$0.25
65—Lightning Arrester	100	.15

DOUBLET LIGHTNING ARRESTERS

This Arrester is of the air gap type which is the accepted means of protecting doublet antennas from lightning. Installation instructions are printed on the box.

No. 2650—Doublet Lightning Arrester
Std. Pkg. 25.....Each $0.30 List

SCREW EYES

Heavy rustproof cadmium plated steel screws hold the blue glaze porcelain eyes firmly. The bakelite insulated eye is specially molded for outdoor use.

Porcelain Eyes

No.	Std. Pkg.	List Price Per 100
663—3 in.	100	$5.00
664—7 in.	50	6.00
667—12 in.	25	19.00

Bakelite Eyes

No.	Std. Pkg.	List Price Per 100
963—3 in.	100	$5.00
964—7 in.	50	6.00
967—12 in.	25	19.00

SOLID TINNED WIRE

SOFT DRAWN

No.	List Price
No. 10	
1400—25 ft. coil	$ .60
1401—50 ft. coil	1.15
1402—100 ft. coil	2.20
1403—1000 ft. spool	22.00
No. 12	
1404—25 ft. coil	.35
1405—50 ft. coil	.65
1406—100 ft. coil	1.20
1407—1000 ft. spool	12.00
No. 14	
1408—25 ft. coil	.27½
1409—50 ft. coil	.45
1410—100 ft. coil	.80
1411—1000 ft. spool	8.00
No. 16	
1412—25 ft. coil	.20
1413—50 ft. coil	.35
1414—100 ft. coil	.60
1415—1000 ft. spool	6.00
No. 18	
1416—25 ft. coil	.17½
1417—50 ft. coil	.30
1418—100 ft. coil	.55
1419—1000 ft. spool	5.50
No. 20	
1420—25 ft. coil	.15
1421—50 ft. coil	.25
1422—100 ft. coil	.50
1423—1000 ft. spool	5.00
No. 22	
1424—¼ lb. spool	$ .25
1425—½ lb. spool	.50
1426—1 lb. spool	.90
No. 24	
1427—¼ lb. spool	.27½
1428—½ lb. spool	.52½
1429—1 lb. spool	.95
No. 26	
1430—¼ lb. spool	.30
1431—½ lb. spool	.55
1432—1 lb. spool	1.00

SOLID ENAMEL WIRE

No.	List Price
No. 10	
597—25 ft. coil	$ .60
697—50 ft. coil	1.15
497—100 ft. coil	2.25
1497—1000 ft. spool	22.50
No. 12	
192—25 ft. coil	.40
292—50 ft. coil	.75
492—100 ft. coil	1.40
492A—150 ft. coil	2.10
492B—200 ft. coil	2.80
1492—1000 ft. spool	14.00
No. 14	
190—25 ft. coil	.25
290—50 ft. coil	.50
490—100 ft. coil	.90
490A—150 ft. coil	1.35
490B—200 ft. coil	1.80
1490—1000 ft. spool	9.00
No. 15	
498—100 ft. coil	.75

COPPERWELD ANTENNA WIRE

(STRETCHLESS)

Has a steel core covered with copper and heavily enameled. It will not elongate because of its high tensile strength — which is several times that of enameled copper wire. It has low R.F. resistance and is ideal for transmitting doublet and directional antenna systems as it will maintain the frequency characteristics of the antenna because of its stretchless qualities.

LIST PRICES

Feet	SIZE (B&S) No. 10	No. 12	No. 14
100	$2.60	$1.80	$1.25
250	6.40	4.40	3.00
500	12.75	8.80	5.90
1000	25.00	17.50	11.50
2500	62.00	43.50	28.50

TENSILE STRENGTH

No. 10	1130 lbs.
No. 12	720 lbs.
No. 14	400 lbs.

SPECIAL LENGTHS AVAILABLE ON ORDER

Copyright by U. C. P., Inc.

Birnbach HOOK-UP WIRE

SPECIAL SPOOL ASSORTMENT $.62½ LIST PRICE

No.	Ft.	Size	Type
3000	80	22	Solid Pushback
3001	70	20	Solid Pushback
3002	60	18	Solid Pushback
3003	40	16	Solid Pushback
3004	35	14	Solid Pushback
3005	70	22	Stranded Pushback
3006	60	20	Stranded Pushback
3007	50	18	Stranded Pushback
3008	35	16	Stranded Pushback
3009	25	14	Stranded Pushback
3010	60	18	Colored Rubber
3011	40	16	Colored Rubber
3012	35	14	Stranded Leadin
3013	70	18	Solid Leadin
3014	75	18	Stranded Leadin
3015	40	18	Stranded Lacquered
3016	100		Brown & White AC-DC Wire
3017	35		Kinkless Wire
3018	25	18	Twisted Lamp Cord
3019	55	18	Single Fix. Wire
3020	30	18	Parallel Silk
3021	20	18	Blk., Wht., Brn. Zip Cord
3022	100	18	Solid Tinned
3023	100	18	Bell Wire
3024	20	18	Shielded Wire



FREE DISPLAY One Display is given with each initial order for 100 spools. Each Display made of strong, re-inforced steel, mahogany crackle finish with attractive 3 color Display at top. Space provided to indicate YOUR resale price.

EXTRA DISPLAY RACKS AVAILABLE AT $1.25 EACH, NET

Height — 24" Width — 12½"

RUBBER COVERED LEAD-IN WIRE

Constructed of tinned conductor with a special grade of live rubber compound for outdoor use. Rubber strips easily and leaves the wire clean and bright, ready for splicing and soldering.

SOLID CONDUCTOR 3/64" WALL

No.	Ft.	Size	O.D.	List Price
1517—	25 Coil	20	.125	$ .16
1518—	50 Coil	20	.125	.30
1519—	100 Coil	20	.125	.60
1520—	500 Spool	20	.125	2.75
1521—	25 Coil	19	.130	.20
1522—	50 Coil	19	.130	.35
1523—	100 Coil	19	.130	.70
1524—	500 Spool	19	.130	3.12½
1525—	25 Coil	18	.135	.25
1526—	50 Coil	18	.135	.40
1527—	100 Coil	18	.135	.80
1528—	500 Spool	18	.135	3.50
1529—	25 Coil	17	.140	.30
1530—	50 Coil	17	.140	.50
1531—	100 Coil	17	.140	.90
1532—	500 Spool	17	.140	4.25
517—	25 Coil	16	.145	.30
518—	50 Coil	16	.145	.50
519—	100 Coil	16	.145	.90
518—	500 Spool	16	.145	4.50
521—	25 Coil	14	.154	.35
520—	50 Coil	14	.154	.70
522—	100 Coil	14	.154	1.40
523—	500 Spool	14	.154	6.50

STRANDED CONDUCTOR 1/32" WALL

2331—	100 Spool	18	.111	.80
2330—	500 Spool	18	.111	3.70
1541—	50 Coil	16	.125	.60
1543—	250 Spool	16	.125	2.50
1544—	500 Spool	16	.125	4.75
1542—	500 Spool	20	.103	2.75
1545—	1000 Spool	20	.103	5.25

STRANDED CONDUCTOR 3/64" WALL

1552—	25 Coil	18	.141	.30
1551—	50 Coil	18	.141	.55
1550—	100 Spool	18	.141	1.00
1549—	500 Spool	18	.141	4.75
1548—	500 Spool	16	.153	5.25
1553—	500 Spool	14	.175	7.00

RADEX SLIPBACK HOOKUP WIRES

It has a covering of rubber over a cotton wrap and is then covered with a bright color cotton braid and dipped into parafin. This construction will not cause the cotton insulation to fray or bunch up when pushed back. It has a high dielectric strength and will withstand all climatic changes without breakdown.

25 FT. COILS

Size	Solid No.	Solid List Price	Stranded No.	Stranded List Price
20	280	$0.30	281	$0.35
18	282	.35	283	.40
16	284	.45	285	.50
14	286	.60	287	.70
12	288	.90	289	1.00

100 FT. SPOOLS

Solid No.	Solid List Price	Stranded No.	Stranded List Price
380	$1.00	381	$1.20
382	1.25	383	1.45
384	1.60	385	1.90
386	2.35	387	2.50
388	3.25	389	3.50

500 FT. SPOOLS

Solid No.	Solid List Price	Stranded No.	Stranded List Price
480	$4.75	481	$5.50
482	6.00	483	6.75
484	7.50	485	8.75
486	9.75	487	10.50
488	15.00	489	16.50

1000 FT. SPOOLS

Size	Solid No.	Solid List Price	Stranded No.	Stranded List Price
20	580	$9.00	581	$10.50
18	582	11.50	583	13.25
16	584	14.50	585	17.00
14	586	19.00	587	20.00
12	588	30.00	589	32.50

SOLID WIRE PUNCTURE VOLTAGE
60 Cycle A.C.

No. 20	2000	No. 18	2100
No. 16	2100	No. 14	2100
No. 12	2200		

STRANDED WIRE PUNCTURE VOLTAGE
60 Cycle A.C.

No. 20	2100	No. 14	2200
No. 18	2200	No. 12	2300
No. 16	2200		

COLORS—Black, Red, Blue, Yellow, Green, White, Brown

BIRNTEX SLIPBACK WIRE

This wire is constructed of quality materials and carefully insulated with a cotton wrap over which a cotton braid is closely woven, and then saturated with parafin.

SOLID COLORS:—Red, Black, Green, Blue, Yellow, White.
TRACER COLORS:—Red, Black, Green, Blue, Yellow, Brown.

25 FT. COILS

Size	Solid No.	Solid List Price	Stranded No.	Stranded List Price
22	70	$0.20	71	$0.25
20	80	.25	81	.30
18	82	.30	83	.35

100 FT. COILS

Solid No.	Solid List Price	Stranded No.	Stranded List Price
72	$0.80	73	$0.95
84	.95	85	1.10
86	1.10	87	1.25

500 FT. SPOOLS

Size	Solid No.	Solid List Price	Stranded No.	Stranded List Price
22	74	$4.00	75	$4.50
20	88	4.50	89	5.00
18	90	5.00	91	6.00

1000 FT. SPOOLS

Solid No.	Solid List Price	Stranded No.	Stranded List Price
76	$7.50	77	$8.50
92	8.25	93	9.50
94	9.50	95	11.25

Puncture Voltage 60 Cycle A.C. 1500

STRANDED COLORED RUBBER WIRE

It is constructed of carefully annealed stranded tin-copper conductors with a cotton wrap, insulated with a special grade of non-cracking live colored rubber compound. compound. It strips readily and is available in various colors for easy identification.

SHIELDED LEAD-IN WIRE

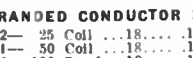

Used to prevent the pickup of interference or man-made static. Consists of a stranded tinned copper conductor with a wall of live rubber over which a tinned copper braid is woven.

No. 20—1/64"

No.	Ft.	Cap. mmfd. per Ft.	O.D.	List Price
810—	500 Spool	105	.090	$9.50

No. 18—1/64"

807—	25 Coil	125	.100	$ .70
809—	100 Spool	125	.100	2.75
803—	250 Spool	125	.100	6.00

No. 16—1/32"

No.	Ft.	Cap. mmfd. per Ft.	O.D.	List Price
825—	25 Coil	90	.145	$ .80
851—	100 Spool	90	.145	3.10
802—	250 Spool	90	.145	7.50

No. 14—3/64"

804—	25 Coil	95	.185	$1.10
806—	100 Spool	95	.185	4.40
801—	250 Spool	95	.185	10.00

No.	Ft.	Size	Current Carrying Capacity	Puncture Volts A.C. 60 Cycle	O.D.	Wire Stranding	List
225	25 Coil						$ .30
1225	1000 Spool	18 1/64	3 Amps	5,500	.087	16-30's	10.00
COLORS:—Red, Black, Yellow, Green, Brown, White.							
425	25 Coil						$ .50
440	50 Coil	16 1/32	6 Amps	8,000	.135	26-30's	.90
1440	100 Spool						1.75
2440	500 Spool						8.00
COLORS:—Red, Black, White, Brown, Green.							
FILAMENT WIRE (HIGH AMPERAGE)							
762	25 Coil						$ 70
786	500 Spool	14 1/32	15 Amps	8,500	.145	26-28's	14.00
784	25 Coil						$ .95
787	500 Spool	12 3/64	20 Amps	12,000	.190	41-28's	19.00
COLORS:—Red and Black.							

Copyright by U. C. P., Inc.

Birnbach CABLE and TRANSMISSION LINE

PA and COMMUNICATING SYSTEM CABLES

Shielded Twisted Pair

Constructed of solid enameled wire with a cotton wrap color coded cotton braid twisted pair waxed, and bare copper braid woven overall.

No.	Size	O.D.	List Price
821—100 Ft.	22	.125	$ 3.00
822—500 Ft.	22	.125	13.25
823—100 Ft.	19	.145	3.25
824—500 Ft.	19	.145	15.00

Twisted Pair Cables

(For Inside Use)

Individual conductors, 22 concentric stranded tinned, cotton wrap, color coded cotton braid waxed, twisted pairs, cabled, overall braid coated with cable lacquer or paint.

No.	No. Conductors	O.D.	List Price
968—500 Ft.	2 (1 pr.)	.135	$ 11.00
969—500 Ft.	10 (5 pr.)	.350	45.00
970—500 Ft.	14 (7 pr.)	.405	60.00
971—500 Ft.	26 (13 pr.)	.600	125.00

Armored Speaker Cable

Constructed of 2 No. 18 stranded parallel conductors $\frac{1}{64}$ rubber color coded cotton braid waxed, paper wrap and closely armored.

No.	Size	O.D.	List Price
1110— 100 Ft.	18 $\frac{1}{64}$	.155 x .260"	$ 5.00
1111— 250 Ft.	18 $\frac{1}{64}$	.155 x .260"	12.00
1112— 500 Ft.	18 $\frac{1}{64}$	.155 x .260"	22.50
1113—1000 Ft.	18 $\frac{1}{64}$	.155 x .260"	43.75

Rubber Shielded Microphone Cable

Consists of individual flexible tinned copper conductors, each insulated with a heavy wall of colored rubber for easy identification. A tinned copper shield is woven over all conductors, and then cotton wrapped. A 1 32 wall of tough rubber is placed overall. It is a weatherproof cable, ideal for outdoor use, and will withstand hard and rough usage.

No.	No. Conds.	Ft.	Size	Cap. bet. Shield & Cond. mmfds.	Cap. bet. Conds. mmfds.	O.D.	List Price
772	2	100	20	55	31	.310	$ 7.50
1772	2	250	20	55	31	.310	18.50
773	3	100	20	58	33	.325	8.50
1773	3	250	20	58	33	.325	21.00
774	4	100	20	48	28	.350	10.00
1774	4	250	20	48	28	.350	25.00
775	5	100	20	51	29	.395	12.50
1775	5	250	20	51	29	.395	31.25
776	6	100	20	45	27	.430	15.00
1776	6	250	20	45	27	.430	36.25
777	7	100	20	40	27	.430	17.50
1777	7	250	20	40	27	.430	42.00
SMALL DIAMETER CABLE							
702	2	100	20 $\frac{1}{64}$	107	57	.270	7.00
1702	2	250	20 $\frac{1}{64}$	107	57	.270	17.00

RUBBER S. J. CABLE

Consists of individual flexible tinned copper conductors, each insulated with a heavy wall of colored rubber for easy identification. A 1 32 wall of tough polished rubber is placed overall. It is a weatherproof cable, ideal for outdoor use, and will withstand hard and rough usage.

No.	Spool	O.D.	List Price each
788—2 Conductor Cable,	100 Ft.	.280	$ 4.50
789—2 Conductor Cable,	250 Ft.	.280	11.00
790—3 Conductor Cable,	100 Ft.	.300	5.75
791—3 Conductor Cable,	250 Ft.	.300	14.00
792—4 Conductor Cable,	100 Ft.	.325	7.00
793—4 Conductor Cable,	250 Ft.	.325	17.50
794—5 Conductor Cable,	100 Ft.	.370	9.00
795—5 Conductor Cable,	250 Ft.	.370	22.00
796—6 Conductor Cable,	100 Ft.	.400	11.00
797—6 Conductor Cable,	250 Ft.	.400	27.00
798—7 Conductor Cable,	100 Ft.	.400	14.00
749—8 Conductor Cable,	100 Ft.	.460	17.00

EO1 Transmission Cable

(GENUINE)

This cable has a surge impedance of 72 ohms which accurately matches the impedance at the center of the half wave Hertz Antenna. It is constructed of 2 No. 12 Bare Copper conductors having a paper wrap. A special high frequency rubber insulates each side of the line and accurately maintains the impedance. It has a special weatherproofed cotton braid overall with a mica finish.

No.	Ft.	List Price	Freq.	Surge Imp. (Ohms)	D.B. Loss per 100'
956—	100 Spool	$10.50	10 Mcs.	73	1.8
955—	250 Reel	25.00	20 Mcs.	73.7	3.2
954—	500 Reel	47.50	40 Mcs.	73.7	5.9
953—	1000 Coil	90.00			

No. 12 Solid Twisted

For Television or Frequency Modulation (100 ohm)

Designed for use with television and Frequency Modulation (FM) receivers. It is constructed of 2 No. 12 bare conductors insulated with a paper wrap with a special grade of rubber insulation which separates and insulates the conductors and helps maintain the correct impedance. Over this is placed a cotton braid impregnated with a weatherproof finish.

No.	Ft.	List Price	Freq.	Surge Imp. (Ohms)	D.B. Loss per 100'
960—	100 Spool	$ 7.00	10 Mcs.	98	2.4
959—	250 Reel	16.50	20 Mcs.	101	3.5
958—	500 Reel	32.00	40 Mcs.	101	6.2
957—	1000 Coil	62.50			

72 OHM No. 14 SOLID

Constructed of 2 No. 14 Solid tinned conductors with a special grade of low loss rubber covered with a weatherproof cotton braid overall. Reasonably priced having many desirable characteristics of the more expensive cable.

No.	Ft.	List Price	Freq.	Surge Imp. (Ohms)	D.B. Loss per 100'
906—	50 Spool	$ 7.00			
907—	100 Spool	13.00	10 Mcs.	73	1.8
908—	250 Spool	32.00	20 Mcs.	73.8	3.3
909—	500 Spool	62.50	40 Mcs.	74.1	5.8
910—	1000 Reel	125.00			

Crystal Microphone Cable

For use with crystal and ribbon microphones. They are designed for low capacity and low losses. Constructed of tinned stranded conductor with a wall of low capacity rubber and closely woven shield and tough rubber wall overall.

No.	Ft.	Size	Capacity per Ft.	O.D.	List Price
872	100 Crystal	20	37	.270	$ 6.00
1872	250 Crystal	20	37	.270	14.25
870	100 Lapel	20	60	.175	4.75
1870	250 Lapel	20	60	.175	11.50
871	100 Lapel	20	50	.155	4.50
1871	250 Lapel	20	50	.155	11.00

Shielded Battery Cable

Constructed of flexible stranded conductors covered with quality rubber compound and braided with cotton, color coded. A tinned copper shield is woven overall. Used to prevent interference from being picked up.

No.	No. Conds.	Ft.	Size	Cap. bet. Shield & Cond. mmfds.	Cap. bet. Conds. mmfds.	O.D.	List Price
972	2	100	20	76	61	.205	$ 5.00
973	3	100	20	90	50	.230	6.00
974	4	100	20	82	35	.250	7.50
975	5	100	20	64	43	.285	9.00
976	6	100	20	95	48	.335	11.00
977	7	100	20	87	41	.345	14.00
978	8	100	20	103	61	.395	16.00
979	9	100	20	100	57	.360	17.50
980	10	100	20	107	80	.400	19.00

All Cables Available in Special Lengths

HEAVY DUTY S. J. CABLE

No.	O.D.	List Price each
574—500 ft. 2 Conductors, No. 18 Gauge	.310	$25.00
578—500 ft. 2 Conductors, No. 18 Gauge	.330	30.00
576—100 ft. 4 Conductors, 2 No. 16 and 2 No. 20	.375	10.00
577—250 ft. 4 Conductors, 2 No. 16 and 2 No. 20	.375	25.00

Commercial Type Twisted Pair

(No. 22 STRANDED)

This cable is used extensively for replacement on all antenna systems. Consists of 2 No. 22 tinned stranded conductors rubber covered and weatherproof braid overall. Available in black or white.

No.	Ft.	List Price
950—	50 Coil	$ .90
951—	100 Coil	1.75
952—	500 Spool	8.75

72 Ohm Rubber Jacket

(No. 16 Stranded)

A very good transmission line designed for long satisfactory use with Television F.M. and Master Antenna Systems. Constructed with 2 No. 16 tinned stranded conductors insulated with a special non aging low loss rubber compound covered with a tough abrasion resisting 40% rubber jacket.

No.	Ft.	List Price	Freq.	Surge Imp. (Ohms)	D.B. Loss per 100'
911—	50 Spool	$ 4.00			
912—	100 Spool	7.50	10 Mcs.	103	1.9
913—	250 Spool	14.00	20 Mcs.	104	3.4
914—	500 Spool	26.00	40 Mcs.	104.5	5.7
915—	1000 Spool	50.00			

Commercial Type Twisted Pair

(No. 18 STRANDED)

This cable is used extensively as original equipment of master antenna systems. It is constructed of 2 No. 18 tinned stranded conductors insulated with a special grade of rubber color coded and covered with a white weatherproof cotton braid.

No.	Ft.	List Price	Freq.	Surge Imp. (Ohms)	D.B. Loss per 100'
916—	50 Spool	$ 1.80			
917—	100 Spool	3.50	10 Mcs.	82	2.1
918—	250 Spool	7.00	20 Mcs.	82.5	3.9
919—	500 Spool	13.00	40 Mcs.	82.3	6.3
920—	1000 Spool	25.00			

BATTERY CABLE

Constructed of individual rubber insulated stranded conductors, cotton braided and color coded. A closely woven cotton braid overall.

No.	No. Conds.	Ft.	Size	O.D.	List Price
172	2	100	20	.175	$ 3.00
173	3	100	20	.195	3.50
174	4	100	20	.245	5.00
175	5	100	20	.255	6.00
176	6	100	20	.280	7.50
177	7	100	20	.320	8.50
178	8	100	20	.335	9.50
179	9	100	20	.350	12.00
180	10	100	20	.360	13.50
182	12	100	20	.375	15.00
With 2 No. 16 Conductors and Balance No. 20					
186	6	100	2 No. 16—4 No. 20	.290	8.75
187	7	100	2 No. 16—5 No. 20	.310	9.75
188	8	100	2 No. 16—6 No. 20	.370	10.75
189	9	100	2 No. 16—7 No. 20	.400	12.75

All Cables Available in Special Lengths

Shielded Battery Cable

(Cotton Braid Overall)

Constructed of individual tinned stranded copper with a wall of rubber and covered with a colored cotton braid.

No.	No. Conds.	Ft.	Size	Cap. bet. Shield & Cond. mmfds.	Cap. bet. Conds. mmfds.	O.D.	List Price
1972	2	100	20	120	65	.215	$ 5.50
1973	3	100	20	86	49	.240	8.00
1974	4	100	20	103	46	.295	9.75
1975	5	100	20	73	38	.312	11.00
1976	6	100	20	70	36	.330	13.00
1977	7	100	20	68	35	.350	15.00

Diathermy Cable

Specially designed for use with electrotherapy apparatus. It is extremely flexible with a special grade of tough live flexible jacket to withstand the exacting service required.

No.	Ft.	Breakdown Voltage 60 Cycles A.C.	O.D.	List Price
756	100 Spool	20,000	.300	$ 7.00
757	1000 Reel	20,000	.300	86.00

Copyright by U. C. P., Inc.

Birnbach BIRACO TUBING DIAL and MAGNET WIRE

DIAL CABLE

42 Strand Phosphor Cable

Constructed of the finest phosphor bronze wire over a linen thread center. Due to its high tensile strength, it will not stretch.

No. 1025— 25' Spool List Price $1.05 each
No. 1050— 50' Spool List Price 2.00 each
No. 1051— 100' Spool List Price 3.60 each
No. 1052—1000' Spool List Price 30.00 each

Phosphor Bronze (Light Cable)

A lower quality cable than No. 1025, but a cable that will give good service. This is a braided Phosphor Bronze cable.

No. 1053— 25' Spool List Price $0.60 each
No. 1054— 50' Spool List Price 1.10 each
No. 1055— 100' Spool List Price 2.20 each
No. 1056—1000' Spool List Price 16.50 each

Extra Heavy Linen Dial Cable

Made of the finest linen for replacement on all receivers, same as used for Philco. It is extra heavy for exceptional long service.

No. 1057— 25' Spool List Price $1.15 each
No. 1058— 50' Spool List Price 2.25 each
No. 1059— 100' Spool List Price 4.00 each
No. 1060—1000' Spool List Price 32.00 each

Heavy Linen Cable

This braided cable is used for replacement for all Philco Receivers.

No. 2025— 25' Spool List Price $1.15 each
No. 2050— 50' Spool List Price 2.25 each
No. 2051— 100' Spool List Price 4.00 each
No. 2052—1000' Spool List Price 32.00 each

Light Linen Dial Cable (Silk Core)

High quality linen cable used on many receivers specially treated to prevent slipping.

No. 3025— 25' Spool List Price $1.05 each
No. 3050— 50' Spool List Price 2.00 each
No. 3051— 100' Spool List Price 3.60 each
No. 3052—1000' Spool List Price 22.50 each

Extra Light Linen Cable

It is a strong extra thin linen cable for replacement. Braided of the finest black linen.

No. 4025 — 25' Spool List Price $0.65 each
No. 4050 — 50' Spool List Price 1.25 each
No. 4051— 100' Spool List Price 2.25 each
No. 4052—1000' Spool List Price 16.50 each

SPRING WIRE CLIPS

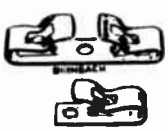

They will hold a wire, up to No. 10 B&S Gauge, in a secure contact. All clips are brass nickel-plated.

No.	Length	Std. Pkg.	List Price Per C
32—Spring Clip	1"	100	$1.10
33—Twin Clip	1¾"	100	4.00

ALL RUBBER LAMP CORD

This cord is an all Underwriters Approved rubber covered insulated parallel cord which can be separated by starting with a knife. Connects easily and cannot fray. Sanitary and neat.

COLORS: Black, White, Brown

No.	Ft.	Size	List Price
APPROVED			
570—100	Spool	18	$2.50
572—250	Spool	18	5.00
573—500	Spool	18	9.50
UNAPPROVED			
580—100	Spool	20	1.50
581—250	Spool	20	3.50

BUS BAR WIRE

Used to hook up all types of transmitters, especially ultra short wave equipment. Made of hard drawn copper, tinned, straightened, and cut 2 ft. lengths.

No.		List Price per 100 lengths
2010—No. 10	Round Tinned	$5.00
2012—No. 12	Square Tinned	3.90
2013—No. 12	Round Tinned	3.40
2014—No. 14	Square Tinned	2.90
2015—No. 14	Round Tinned	2.50

MAGNET WIRE

Special Spools — $.37½ List Price

On attractive spools, even sizes from 14 to 40 inclusive, in Double Cotton, Plain Enamel, and Double Silk. Here is a really sensational seller for the dealer who will put this display on the counter. It is a Silent Salesman which will bring you real profit the year around! FREE DISPLAY! One Display is given with each initial order for 100 spools. Each Display made of strong, re-inforced steel, mahogany crackle finish with attractive 3 color Display at top. Space provided to indicate YOUR resale price.

Extra Display Racks available at $1.25 each, Net.

LENGTH OF WIRE OF SPECIAL SPOOLS

Size B&S	Plain Enamel	Double Cotton	Double Silk	Size B&S	Plain Enamel	Double Cotton	Double Silk	Size B&S	Plain Enamel	Double Cotton	Double Silk
12	15 ft.	9 ft.	— ft.	22	112 ft.	75 ft.	37 ft.	32	675 ft.	180 ft.	124 ft.
14	26 ft.	20 ft.	11 ft.	24	184 ft.	97 ft.	56 ft.	34	900 ft.	195 ft.	131 ft.
16	34 ft.	34 ft.	19 ft.	26	244 ft.	116 ft.	71 ft.	36	1275 ft.	206 ft.	142 ft.
18	56 ft.	44 ft.	23 ft.	28	401 ft.	131 ft.	90 ft.	38	1725 ft.	240 ft.	116 ft.
20	86 ft.	56 ft.	29 ft.	30	525 ft.	158 ft.	112 ft.	40	1950 ft.	265 ft.	125 ft.

¼ LB., ½ LB., 1 LB., MAGNET WIRE—Approximate Feet and List Prices

Double Cotton (White)

Size B&S	¼ lb Spool ft.	List Price	½ lb Spool ft.	List Price	1 lb Spool ft.	List Price
12	12	$0.32	24	$0.56	49	$1.02
14	19	.33	39	.57	78	1.04
16	31	.34	62	.59	123	1.07
18	48	.35	97	.65	194	1.10
20	78	.39	157	.72	304	1.23
22	119	.44	238	.82	477	1.40
24	134	.51	269	.97	738	1.70
26	284	.62	568	1.15	1136	2.03
28	435	.73	871	1.40	1742	2.38
30	641	.87	1284	1.65	2569	2.83
32	976	1.07	1953	2.04	3906	3.88
34	1365	1.53	2735	2.88	5470	5.45
36	1827	2.10	3654	3.98	7309	7.48
38	2738	4.00	5476	7.50	10952	14.00
40	3405	6.00	6811	11.25	13623	21.00

Plain Enamel

Size B&S	¼ lb Spool ft.	List Price	½ lb Spool ft.	List Price	1 lb Spool ft.	List Price
12	12	$0.27	25	$0.51	50	$0.87
14	20	.28	40	.52	80	.88
16	32	.29	63	.53	126	.90
18	50	.30	100	.54	201	.93
20	80	.32	160	.55	320	.97
22	127	.33	254	.56	508	1.02
24	201	.35	403	.62	806	1.07
26	320	.42	640	.74	1280	1.33
28	507	.44	1015	.78	2030	1.40
30	805	.48	1610	.88	3220	1.60
32	1282	.53	2564	.95	5128	1.75
34	2037	.60	4075	1.09	8150	2.03
36	3221	.70	6443	1.26	12887	2.39
38	5132	.80	10246	1.48	20492	2.78
40	8143	1.20	16286	2.22	32573	4.20

Double Silk (Green)

Size B&S	¼ lb Spool ft.	List Price	½ lb Spool ft.	List Price	1 lb Spool ft.	List Price
12	12	$0.46	24	$0.90	49	$1.70
14	19	.48	39	.92	78	1.72
16	31	.52	62	1.00	125	1.82
18	49	.58	99	1.05	198	2.00
20	78	.67	157	1.30	314	2.44
22	123	.77	247	1.50	495	2.68
24	195	.85	390	1.65	781	3.20
26	303	1.03	606	2.00	1212	3.92
28	478	1.15	956	2.25	1912	4.25
30	739	1.30	1479	2.50	2958	5.00
32	1136	1.75	2272	3.40	4545	6.80
34	1712	2.25	3424	4.40	6849	8.50
36	2551	3.50	5102	6.80	10204	13.00
38	3770	5.00	7541	9.50	15082	18.00
40	5040	7.50	10080	14.25	20161	27.00

ELECTRIC EXTENSION CORDS

Constructed of Underwriters Approved P.O.S.J. All Rubber. Has a bakelite three outlet tap on one end of the cord and is equipped with a cap for insertion into the nearest wall outlet. Is easily installed and brings three convenient outlets where they are needed. Available only in brown.

No.	Ft.	List Price
508	6	$0.40
509	9	.45
514	12	.55
515	15	.60
511	20	.70

BIRACO TUBING (Extruded)

It is an extruded tubing made of the new synthetic plastic material. Extremely flexible and when stretched returns to its original form. Withstands the effects of heat and will not support combustion. Will only soften at 300°F and will not flow at 425°F. Its dielectric strength:—750 volts per mil. when dry and 350 volts when wet. It is not affected by oil and is resistant to most coal tar solvents and petroleum solvents. Resists acids, alkalies in concentrations up to 30% by weight. Available in continuous lengths. Dielectric strength—10,000 volts.

COLORS: Black, Red, Green, White and Yellow

No.	Size	I.D.	List Price per 36" lengths
313	20	.034	$0.12
314	18	.042	.12
315	16	.053	.13
316	14	.066	.14
317	12	.085	.14
318	8	.135	.35
319	4	.208	.40
320	2	.263	.45
321	5/16	.3125	.50
322	⅜	.375	.55
323	½	.500	.90
324	⅝	.625	1.00

Write for prices in long lengths

FIXTURE WIRE

A flexible stranded rubber insulated wire with a closely woven cotton braid overall. Useful for interior wiring and as indoor aerials. A popular wire for connecting ground and aerial connection of radio receivers.

.. COLORS: White or Brown

No.		List Price
565—1000 ft.	No. 20-1/64 Single Conductor	each $6.00
566—1000 ft.	No. 18-1/64 Single Conductor	each 9.00
568— 500 ft.	No. 18-1/64 Twisted Pair	each 8.50
569— 500 ft.	No. 20-1/64 Twisted Pair	each 6.00

SERVICE CORDS

Constructed of all rubber Underwriters Approved lamp cord and plug on one end and with the other end stripped and tinned all ready for use.

COLORS: Black or Brown

No.	Ft.	List Price
817	7½	$0.25
819	10	.30

VARNISHED TUBING

Provides quality insulation for wires used on radio sets, small electrical equipment and instruments. The outside is impervious to oil, acid and water. It is highly flexible and will not crack after aging. Average dielectric strength 5000 volts.

COLORS: Black, Red, Green, White and Yellow

No.	Size	I.D.	List Price per 36" lengths
291	20	.034	$0.10
293	18	.042	.10
294	16	.053	.10
295	14	.066	.10
300	12	.085	.10
301	8	.133	.30
297	3/16	.208	.32
298	¼	.263	.40
303	5/16	.3125	.45
304	⅜	.375	.50
299	½	.500	.85
296	⅝	.625	.95

Write for prices in long lengths

Copyright by U. C. P., Inc.

Birnbach TEST LEADS and ACCESSORIES

High Voltage Test Leads



The high dielectric strength and low leakage resistance of these test leads recommend them for for testing high voltage high sensitivity devices such as Meggers and Megohmeters. They are particularly well suited for use in testing breakdown voltages up to 1200 volts. The prods and the tip handles are made of black and red bakelite with special designed tips for application. The prods are 6" long and ½" dia. and have a guard ring near the metal tip to prevent accidental touching of the exposed metal part. Extra heavy kinkless test lead wire 7/32" dia. is used throughout. The leads are 60" long.

No.		List Price
562	High Voltage Test Leads	$3.00

DeLuxe Test Leads

Constructed with 5" long cast phenolic red and black handles with removable needlepoint chucks or solderless tips. Black and red heavy kinkless instrument 48" long is used to connect the prods with the insulated red and black cast phenolic solderless tips. Either needlepoint or solderless tip available.

No.		List Price
560	Solderless prod test leads	$1.00
561	Needlepoint prod test leads	1.00

Bakelite Pencil Type Test Leads



Red and black bakelite handles, 6" long and 5/16" in dia. and red and black bakelite insulated phone tips. Heavy kinkless wire is used together with the Birnbach Scrulok system of solderless wire connection. The Universal needle and phone tip prod have the same dimensions as the standard phone tip and are useful for piercing insulation without damage. The needlepoint is extra heavy to prevent breakage and should it become broken can be readily replaced. Available only in combination of needlepoint prods and insulated phone tips. Length overall 60".

No.		List Price
408	Bakelite Pencil Type Test Lead	$1.50
439	Needlepoint Prod Tip for Replacement	.12

Needlepoint Test Leads

Have 4" red and black insulated handles. Needles can be replaced when broken simply by loosening the knurled collar. Available with either phone tips or spade lugs. Length overall 50".

No.		List Price
420	Phone Tip Test Leads	$ .60
421	Spade Lug Test Leads	.60

Standard Test Leads

Same as above with a Sr. solderless phone tip.

No.		List Price
422	Phone Tip Test Leads	$ .60
423	Spade Lug Test Leads	.60

Insulated Solderless Phone Tips

Insulated handles ⅜" dia. by 1" long fitted to solderless phone tips. The wire can be easily attached by threading through the hole in the handle and tightening the knurled nut. Colors:—red, black, green, and yellow.

No.		List Price
409	Insulated Sr. Solderless Tip—2¼" Long	each $ .12
415	Insulated Jr. Solderless Tip—1 11/16" Long	each .12

Insulated Phone Tip

The insulated handle is 1" long. 5/16" dia. Connection is made by threading wire through the Scrulok threaded bushing (see drawing).

Colors: red, black, green and yellow.

No.		List Price
412	Scrulok Pin Tip. 1 5/16" Long	each $ .12
419	Scrulok Pin Tip. 1 11/16" Long	each .15

Phone Tip

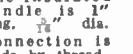

Ideal for replacement on headset, speaker and extension cords.
No. 402—Std. Pkg. 100
List Price $1.10 per C

Solderless Phone Tips



Milled of solid brass and nickel-plated. Designed for easy insertion of the wire.

No.		List Price per C
23	Junior	$5.00
24	Senior	6.00

Std. Pkg. 100.

No. 26 Phone Tip Jack

Milled of brass and nickel plated. The bronze springs are specially made to hold the phone tip tight and straight. Mounts in a ¼" dia. hole.
No. 26—Std. Pkg. 100.
List Price $5.00 per C

No. 407 Insulated Tip Jack

Has a 7/16" insulated top and mounts in a 5/16" dia. hole. The specially designed bronze springs hold the phone tip tight and straight. Colors:—red, black, yellow, and green. Std. Pkg. 100.

No.		List Price
407	Insulated Phone Tip Jack	$ .10

No. 411 Bakelite Pencil Test Prods

These prods have the Birnbach Scrulok solderless needlepoint tips. They are made of bakelite and are 6" long and 5/16" dia. The connection is made by threading the wire through the handle and securing to the needlepoint tip by locking the Scrulok. The tip is then screwed into the handle. Available in red or black only.

No.		List Price
411	Bakelite Pencil Test Prods	$ .60

Solderless Tip Prod

Made of highly polished cast phenolic resin. A solderless phone tip is threaded at end permitting replacement of tip. Available in red or black.

No.			List Price
410	4"	Handle	$ .20
343	5"	Handle	.25

Needlepoint Test Prod

A threaded shank needlepoint chuck is threaded into the end of handle. Made of highly polished cast phenolic handle. Available in red or black.

No.		List Price
344	Needlepoint Test Prod, 4" Handle	$ .20
345	Needlepoint Test Prod, 5" Handle	.25

SCRULOCK Needlepoint Test Prods

These insulated prods have the Scrulok solderless system of wire connection. Wire is easily attached without soldering. An extra heavy needle is fitted into the tip. Colors:—black or red.

No.		List Price
417	Needlepoint Test Prod, 4" Handle	$ .20
418	Needlepoint Test Prod, 5" Handle	.25

Headset Phone Cords

These cords are closely woven and are very durable and strong. They are used for replacement of worn headset cords. Standard cords are listed which will match practically all headsets manufactured. We will be glad to quote on cords having special terminal requirements.

No.		List Price each
104	5 ft., Pin Tip on both ends	$0.60
105	5 ft., Pin & Spade Tips	.60
107	5 ft., Pin & Eye Tips	.60
108	8 ft., Pin & Eye Tips	.75
109	10 ft., Pin & Eye Tips	1.00

AC-DC Resistance Cords

Designed for replacement of the internal voltage dropping resistor on the present and older type of AC-DC sets. It consists of a line cord into which a third element has been incorporated. The voltage dropping resistor reduces the voltage to that needed for the filament of the tubes.

No.	Cord Rating	Sets Having Following Tubes	List Price Each
35	135 ohm	25Z5-43-4*	$0.60
36	160 ohm	25Z5-43-3*	.60
34	180 ohm	12Z3-43-4*	.60
49	200 ohm	25Z5-43-2*	.60
37	220 ohm	12Z3-43-3*	.60
41	250 ohm	12Z3-43-2*	.60
		25Z5 -3*	.60
38	290 ohm	12Z3 -3*	.60
45	300 ohm		.60
39	330 ohm	-4*	.60
		12Z3 -2*	
40	350 ohm	12Z3 -1*	.60
		-3*	
47	390 ohm	-2*	.60
125	220-110 Volt Voltage reducing cord		1.00
126	280 ohm	4 Wire†	.75
127	190 ohm	4 Wire†	.75
128	165 ohm	4 Wire†	.75

* 6.3 volt tubes. † For Emerson Radio.

Speaker Extension Cords

Constructed of stranded annealed copper wire insulated with rubber over which a brown mercerized cotton braid is closely woven. Complete with easily attached bakelite connector.

No.		List Price
166	10 ft. Cord	each $0.75
120	20 ft. Cord	each 1.00
121	30 ft. Cord	each 1.35
122	40 ft. Cord	each 1.55
123	50 ft. Cord	each 1.75
124	100 ft. Cord	each 3.25
151	Bakelite Extension Cord, Connector only	each .30

Alligator Clips

Made of steel nickel plated. The jaws match accurately permitting them to grip all kinds of wire securely. The insulated handle is ⅜" dia. and ¾" long and comes in red or black.

No.		Length	Std. Pkg.	List Price
31	Alligator clip	.2"	.50	$ .07
310	Insulated Alligator clip	2¼"	.50	.12

Kinkless Test Lead Wire

Abrasion resisting live rubber that will not kink or break down in service. No. 20 has 41 strands and No. 18 has 66 strands of No. 36 tinned annealed copper wire.

No.	Ft.	Price	Size	Rubber Wall Thicknesses	Puncture Voltage 60 Cycle A.C.	O.D.
60	25	$ .50	20 3/64			
61	100	1.70		.045	12,000	.140
62	500	8.00				
64	25	.75	18 3/64	.045	12,000	.155
66	100	2.50				
67	500	11.25				
HIGH VOLTAGE TEST LEAD WIRE						
63	25	1.50	18 5/64	.076	16,500	.218
68	100	5.00				
69	500	22.50				

COLORS:—Red and Black.

Test Clips

The teeth mesh correctly permitting good contact to be made. The No. 27-S is a solid copper clip with a brass screw designed for high frequency work. Sturdily constructed. Standard Package 50.

	Lgth.	Jaw Spread	Price ea.
27—Pee Wee	1½"	⅜"	$ .07
28—Midget	2"	5/16"	.07
29—Medium	2⅞"	1"	.10
30—Large	4"	1¼"	.18
27C—Pee Wee Copper	1½"	⅜"	.13
27R—Rubber Sleeve—red or black			.12

Copyright by U. C. P., Inc.

Birnbach AUTO CABLE and ACCESSORIES

SHIELDED FABRIC LOOM

is made of a tinned copper braid over a weatherproof loom. Used to shield auto antenna leadin and grouped leads against interference, also in shielding the output of signal generators.

No.		Inside Dia.	List Price
1316	100 ft. Spool	1/16"	$ 7.50
1516	100 ft. Spool	5/16"	10.00
1038	100 ft. Spool	3/8"	12.50
1716	100 ft. Spool	7/16"	15.00
1012	100 ft. Spool	1/2"	18.00

Ford V-8 Distributor Suppressor

Designed to be inserted in the distributor of Ford V-8. Unit consists of a resistor brush which replaces the regular brush.

No. 365 ..... List Price $ .25

AUTO ANTENNA CONNECTOR

Permits quick connection of the auto antenna lead-in to the receiver.

No.		List Price
366	Auto Connector	per C $7.00

FUSED ANTENNA CONNECTOR

This connector takes a standard 3 AG automobile fuse. Used in auto radio power supply cables.

No.		List Price
367	Fused Connector	per C $10.00

HIGH VOLTAGE LACQUERED WIRE

Recommended for use as leads for wiring high voltage devices, and transmitter power supplies. Constructed of tinned stranded copper conductor with a wall of rubber covered with a highly lacquered cotton braid.

No.	Ft.	Size	Puncture Voltage	O.D.	List Price
2810	100	10 1/32	9500	.225	$6.25
2812	100	12 1/32	9500	.192	3.75
2814	100	14 1/32	9500	.167	2.50
2816	100	16 1/32	9500	.153	2.10
2818	100	18 1/32	9500	.145	1.65

Shielded Varnished Cambric Wire

Used where an oil and water resistant wire with a shielded covering is required. Constructed of tinned stranded conductor with 2 layers of varnished cambric and a lacquered cotton braid with a tinned copper shield overall.

No.	Ft.	Size	Capacity per Ft. mmfds.	O.D.	List Price
1800	100	16	142	.145	$6.00
1818	100	18	102	.131	5.25
1820	100	20	100	.125	4.75

SHIELDED GRID LEAD WIRE

High insulation of of this wire will reduce the loss in shielded grid circuits. Constructed of tinned stranded conductor with a rubber insulation, waxed cotton braid with closely woven shield overall.

No.	Ft.	Size	Capacity per Ft. mmfds.	O.D.	List Price
818	100	18 1/32	75	.180	$3.75
820	100	20 1/32	70	.160	3.00

AUTO RADIO SHIELDED LEAD-IN

Consists of a stranded tipped copper conductor, insulated with rubber and filled with hemp and a tinned copper braid overall.

No.	Ft.	Capacity mmfd per ft.	O.D.	List Price
799	100	49	.275	$ 7.50
800	100	34	.500	11.25

7 MM HIGH TENSION CABLE

Useful in reducing interference from auto secondary circuits. Also used as photo electric cell leads and wherever a low loss shielded lead is required.

No.		List Price Per 100'
1600	7 MM. Hight Tension Cable	$4.50
781	7 MM. Shielded Secondary Wire	8.00

REPLACEMENT PARTS

No.	Description	List Price per C
368	Female Sleeve for Fuse Connector	$5.00
369	Female Sleeve of Antenna Connector	4.00
370	Male Part of Antenna Connector	3.00
371	Spring for Antenna and Fuse Connector	1.00
372	Fibre Insulator for Fuse Holder	.70
373	Bakelite Eyelet Bushing	1.25

RAYON BRAID LACQUERED WIRE

Constructed of stranded tinned copper conductor for easy soldering, with heavy wall of live rubber over which a rayon braid is woven. A high gloss lacquered finish over braid. Conductor consists of 16 strands of No. 30.

No.	Ft.	Puncture Voltage	Size	List Price
3425	25 Coil	9000	18 1/32	$ .45
3450	50 Coil	9000	18 1/32	.90
3460	100 Coil	9000	18 1/32	1.70
3600	500 Spool	9000	18 1/32	8.00

Colors: Black, red, green, yellow, brown, blue

VARNISHED CAMBRIC WIRE

Widely used in automotive wiring because of oil and waterproof construction. Consists of tinned stranded conductor with two layers of varnished cambric over which a lacquered cotton braid is woven.

No.	Ft.	Size	Puncture Voltage	O.D.	List Price
3416	100	16	1000	.108	$4.25
3418	100	18	1000	.107	3.50
3420	100	20	1000	.094	2.75

No. 340 Wheel Static Eliminator

An effective means of reducing static created by the front wheels. Installation is made by placing the broad base of the spring against the hub cap and the cone point into the hole of the axle.

No. 340—Std. Pkg. 50
List Price ..... $6.00 per 100

AUTO RADIO SHIELDING

Used for shielding leads of interference creating circuits; and for bonding motor block and other parts of the automobile to the chassis.

No.		Inside Dia.	List Price
TINNED			
858	50 ft. Spool	1/8"	$1.40
859	50 ft. Spool	5/16"	1.50
863	50 ft. Spool	1/4"	1.90
864	50 ft. Spool	3/8"	2.25
865	50 ft. Spool	5/8"	4.00
857	50 ft. Spool	11/32"	6.50
BARE			
860	50 ft. Spool	1/4"	1.65
861	50 ft. Spool	3/8"	1.90
862	50 ft. Spool	5/8"	3.90

AVAILABLE IN SPECIAL LENGTHS

BIRNBACH IGNITION FILTERS

These Ignition Filters completely eliminate all ignition and high tension circuit interference, making clear auto radio reception a certainty. The only ignition filters having a copper wound inductance, which accounts for the low resistance of 120 ohms for the Ignition Filter. Less gasoline is consumed than when high resistance filters are used.

No.		List Price each
350	Ignition Filter—Bracket Type	$ .50
351	Ignition Filter—Cable Type	.50
352	Distributor Filter	.50
353	Ignition Filter—Screw Type	.50
359	Ignition Filter—Slip-on Type	.50

BIRNBACH MASTER FILTER

Eliminates all ignition interference and does away with the necessity of having a separate filter for each spark plug. Available in two types, namely, the Distributor type for easy insertion into distributor head, and the Cable type to be placed into the distributor lead where it is impossible to insert it into the distributor head.

No.		List Price each
354	Cable or Distributor Type	$2.00

AUTO NOISE FILTER

These are especially designed for the elimination of noise created by generator commutator, electrical windshield wiper, horn, and especially dome, tail, and stop light cables. Connections made by bolting down the flange of container to chassis. The long insulated lead with a convenient screw lug is connected to the source of interference.

No.		List Price
355	Auto Noise Filter—1/2 Mfd.	ea. $ .50
356	Auto Noise Filter—1 Mfd.	ea. .60

Copyright by U. C. P., Inc.

Birnbach PLUGS and JACKS

GIANT PLUGS

396
397

398

Used for heavy current, they are rated at 25 amps. The long life nickel silver alloy spring is secured over a pin preventing a collapse of the spring and also maintaining the full action of the spring when inserted into the jack. The No. 398A plug has a hole in the threaded shank to permit soldering to it. It is used extensively on diathermy electrode pad cables. Standard Package 25.

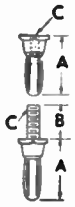

No.		A	B	C	List Price
396	Plug	$1\frac{5}{32}$	—	10-32	each $ .20
397	Plug	$1\frac{7}{16}$	—	¼-20	each .25
398	Plug	$1\frac{5}{32}$	⅝	¼-28	each .20
398A	Plug	$1\frac{5}{32}$	⅝	¼-28	each .20

BANANA PLUGS

400
404A

401

Large area of contact is one of the outstanding features of these jacks and plugs. The No. 400 series of packages have a nickel silver contact spring secured over a full length central pin, making these plugs non-collapsible and assuring a low resistance contact. Capacity 5 amperes. Standard Package 100.

No.		A	B	C	List Price
400	Plug	¾	½	6-32	each $ .06
401	Plug	$\frac{31}{32}$	—	6-32	each .07
404A	Plug	¾	⅜	¼-28	each .10

No. 403 BANANA JACK

Accurately milled and has a precision reamed hole to help maintain the tight and smooth action of the plug. It is made of brass nickel plated and comes complete with nut and lug. Standard Package 100.

No.		A	B	C	List Price
403	Jack	½	⅜	¼-28	$0.06

INSULATED BANANA JACKS

391

406

The No. 391 Jack is very popular with the electric therapeutic manufacturers. The ½" dia. insulated head admits all of the exposed metal part of the metal plug when inserted. Mounts in a $\frac{3}{16}$" dia. hole on a panel up to ⅞" thick. The No. 406 Jack has a $\frac{3}{16}$" dia. insulated top. It fits into a $\frac{3}{16}$" dia. hole and takes up to a ⅜" panel. Both come complete with insulating shoulder washer, nut and lug.

	Std. Pkg.	List Price
391—Insulated Jack—red or black	50	$ .12
406—Insulated Jack—red, black, yellow, or green	50	.10

SHAFT COUPLINGS, REDUCERS AND EXTENDERS

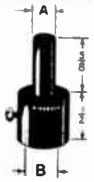

By the use of these units all ¼" and ⅜" dia. shafts and knobs can be assembled together. The insulated units are for use where electrical isolation is desired. Furnished complete with set screws shown. Be sure to specify whether Brass or Insulated is desired.

Brass No.	Insulated No.	Shaft A	Hole B	List Price
534	634	¼"	¼"	each $ .15
535	635	¼"	⅜"	each .15
336	636	⅜"	¼"	each .15

537—Reducer for ⅜" Dia. Hole to ¼" Dia. Shaft. each .10

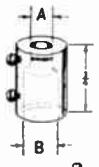

COUPLINGS

Brass No.	Insulated No.	Shaft A	Hole B	List Price
531	631	¼"	¼"	each $ .15
532	632	¼"	⅜"	each .15
533	633	⅜"	⅜"	each .15

EXTENDERS

No.	Length	Hole Shaft I.D.	O.D.	List Price
538—Brass	1¾"	¼"	¼"	each $ .20
539—Insulated	1¾"	¼"	¼"	each .20

BRASS SHAFTING

No		List Price
540—¼"	Dia. 6" Long	each $ .15
541—¼"	Dia. 12" Long	each .30
542—⅜"	Dia. 8" Long	each .30

FIBRE SHAFTING

No		List Price
543—¼"	Dia. 6" Long	each $ .20
544—¼"	Dia. 12" Long	each .35
545—⅜"	Dia. 8" Long	each .35

GIANT JACKS

394
395

399

Milled with the central hole being reamed to size to insure a tight fit with all Giant Plugs. The No. 394 and No. 399A have a 10-32 thread tapped at the end permitting connection to be made. They are all made of brass and nickel-plated and come complete with nut and lug.

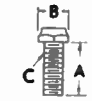

No.		Std. Pkg.	A	B	C	List Price
394	Jack	25	$1\frac{1}{16}$"	½"	⅜-24	each $ .20
395	Jack	25	$1\frac{1}{16}$"	½"	⅜-24	each .15
399	Jack	25	⅞"	⅝"	½-20	each .20
399A	Jack	25	$1\frac{3}{8}$"			each .25

No. 392 INSULATED GIANT PLUG

Made so that no projecting edges are exposed, thereby protecting the user from unnecessary contact. Connection is made by soldering into the hole at the end of the threaded shank of the plug. Handle is 1⅞" long by ⅝" dia.; length overall 3". Colors: red or black.

No. 392—Insulated Giant Plug ..... List Price $ .35

No. 393 INSULATED GIANT JACK

Designed to leave no metal part exposed on the panel. The ⅜-24 brass nickel plated sleeve has a 10-32 threaded hole at the end permitting a connection at the end of the jack or to the lug under the head. Either assembly available complete with nut, insulating shoulder washer, lock-washer and lug. Length overall 1⅜". Colors: red or black.

No.		List Price
393	—Insulated Giant Jack under head lug	$ .30
393A	—Insulated Giant Jack end lug	.30

HARD RUBBER INSULATED GIANT PLUG

Especially designed for use with diathermy cables. It has a ⅝" dia. hole in the handle to take the largest cable. It is made of polished black hard rubber. The handle is 3" long by ⅞" dia. Overall length is $4\frac{3}{16}$".

No. 342—Hard Rubber Insulated Plug ..... List Price $ .60

No. 341 Insulated Banana Plug

This plug consists of our No. 404A plug with a larger handle 1⅞" long by ½" dia. Used on a therapeutic apparatus and test equipment. Overall length 2⅝". Colors: red or black.

No. 341—Insulated Banana Plug ..... List Price $ .25

No. 404 Insulated Banana Plug

The plug is for experimental test leads because of its Scrulok solderless connection and the non-collapsible special alloy springs assembled on a pin preventing collapse of the plug spring. The handle is made of phenolic resin and is ⅝" by 1" long. Colors: red, black, yellow and green.

No. 404—Insulated Banana Plug ..... Std. Pkg. 50 ..... List Price $ .15

No. 604 BANANA PLUG

Made of solid brass nickel-plated, with the end being slotted. The cast phenolic handle is 1" long by ⅜" dia. and is held on by the screw that secures the wire to the plug. Colors: red, black, yellow and green.

No. 604—Plug ..... Std. Pkg. 50 ..... List Price $ .10

No. 605 HANDLE JACK

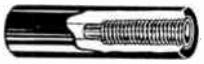

Consists of a banana jack inside an insulated sleeve. Connection is made by soldering to the end of the jack. Handle is made of cast phenolic resin ⅜" dia. by 1¼" long. Colors: red, black, yellow and green.

No. 605—Handle Jack ..... Std. Pkg. 50 ..... List Price $ .15

TINNED LUGS

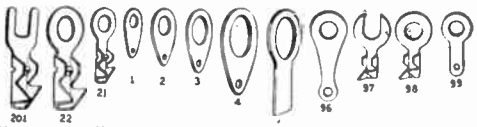

No.	Hole for Screw	Length	List Price Per M
1	6	$\frac{9}{16}$	$ 2.50
2	10	⅝	2.50
3	¼	⅝	2.50
4	⅜	⅞	16.00
5	½	$1\frac{3}{16}$	20.00
21	10	$1\frac{3}{16}$	5.00
22	¼	$1\frac{3}{16}$	12.50
201	8	$1\frac{1}{16}$	5.00
96	6-8-10	⅞	4.00
97	8	⅝	4.00
98	6-8	$\frac{11}{16}$	5.00
99	4-6-8	$\frac{13}{16}$	5.00

Copyright by U. C. P., Inc.

Birnbach INSULATORS

CONE STANDOFF INSULATORS

Made of low absorption high tensile strength porcelain with a smooth glaze. All heights except the No. 430 are available with a Jack or a threaded hole top. Range of sizes are adequate for all needs. They are available only in a white glaze and come complete with screws, metal and cork washers.

No.	Height A	Std. Pkg.	B	C	Threaded Holes D	E	Mounting Hole	List Price each
430	5/8"	100	5/8"	1/16"	6-32	6-32	3/32"	$.10
431	1"	50	11/16"	1/2"	8-32	8-32	1/16"	.14
431J	1"	50	11/16"	1/2"	8-32	No. 430 Jack	1/16"	.19
432	1 1/2"	50	7/8"	5/8"	10-32	10-32	1/32"	.18
432J	1 1/2"	50	7/8"	5/8"	10-32	No. 403 Jack	1/32"	.23
433	2 3/4"	25	1 1/4"	3/4"	1/4-20	1/4-20	3/32"	.25
433J	2 3/4"	25	1 1/4"	3/4"	1/4-20	No. 395 Jack	3/32"	.40

CORRUGATED FEEDTHRU INSULATORS

The six new corrugated type feedthru insulators have more than twice the leakage path of the straight type because of increased surface of the corrugations and recommends itself where a straight side insulator of equal height is not satisfactory because of its shorter leakage path. Brass nickel-plated hardware and cork mounting washers supplied.

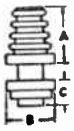

No.	Height A	Std. Pkg.	B	C	Mounting Hole	Hardware	List Price
479	1 3/8"	25	1 1/4"	11/16"	7/16"	10-32	ea. $ .35
479J	1 3/8"	25	1 1/4"	11/16"	7/16"	No. 403 Jack	ea. .40
4276	2 3/4"	10	1 5/8"	1"	3/4"	1/4-20	ea. .65
4276J	2 3/4"	10	1 5/8"	1"	3/4"	No. 394 Jack	ea. .80
4452	4 1/2"	5	2 1/8"	1 1/2"	1"	1/4-20	ea. .95
4452J	4 1/2"	5	2 1/8"	1 1/2"	1"	No. 394 Jack	ea. 1.10

HIGH VOLTAGE FEEDTHRU INSULATOR

This insulator has been designed to meet the demand for an insulator having high dielectric and mechanical strength. The extra long leakage path is made possible by the corrugations on the top insulator. The bottom sleeve taper from a base dia. of 1 7/16" where the electric stress is greatest.

Height 1 5/8"...Base Dia. 2"....Mounting Hole 1 1/4"...Hardware 1/4-20
No. 4233.....List Price $0.50

METAL BASE INSULATORS

4451, 4176

867

Designed to replace conventional porcelain insulators where failure of the base is due to cracking when fastened down. Extremely long leakage paths due to the corrugated surface is one of the important characteristics. They are made from high tensile strength low absorption porcelain smoothly glazed all over. Supplied with nickel-plated brass screws and nuts and cadmium plated drawn steel bases.

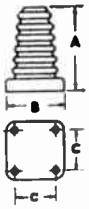

Cat. No.	Height A	Std. Pkg.	Base Dimen. B	C	Mounting Screw D	Hardware	List Price
867	1 3/8"	25	1 7/8" x 1 5/16"	1 1/2"	2 No. 8	10-32	ea. $ .18
867J	1 3/8"	25	1 7/8" x 1 5/16"	1 1/2"	2 No. 8	No. 403 Jack	ea. .23
4176	2 3/4"	10	1 3/4" x 1 3/4"	1 3/8"	4 No. 10	1/4-20	ea. .34
4176J	2 3/4"	10	1 3/4" x 1 3/4"	1 3/8"	4 No. 10	No. 395 Jack	ea. .48
4451	4 1/2"	5	2 1/4" x 2 1/4"	1 3/4"	4 No. 10	1/4-20	ea. .50
4451J	4 1/2"	5	2 1/4" x 2 1/4"	1 3/4"	4 No. 10	No. 395 Jack	ea. .65

"LUCITE" FEEDTHRU INSULATORS

These feedthru insulators are ideal for bringing high frequency leads thru a panel. They are made of genuine Dupont Lucite. Because of its low loss at high frequency, it is well adapted to insulated elements of high frequency circuits. The 1/2" dia. insulators have brass nickel plated 6-32 hardware and the 3/4" have 10-32 hardware.

No.	Height above Panel	Insulator Dia.	Mtg. Hole	Bottom Height	List Price
377	1/4"	1/2"	7/16"	1/4"	$ .15
378	1/2"	1/2"	7/16"	1/4"	.20
379	1"	1/2"	7/16"	1/4"	.25
475	1 1/2"	3/4"	11/16"	1/2"	.50
476	2"	3/4"	11/16"	1/2"	.60

STANDOFF INSULATORS



The sizes range from 5/8" to 4 1/2" high in five properly graduated heights. Made of highly vitrified low absorption glazed porcelain. No washers are necessary for mounting as the mounting surface is ground flat; but for the No. 405 and No. 966 Standoff insulators, it is advisable to use cork washers which are available as they will permit mounting securely without breakage. All brass nickel-plated hardware is supplied. Available in white or brown glaze.

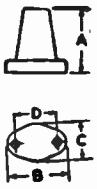

No.	Height A	Std. Pkg.	B	C	D	Mounting Holes	Hardware	List Price each
405	5/8"	100	1"	17/32"	11/16"	3/32"	6-32	$ .06½
965	1"	50	1 1/4"	5/8"	13/16"	3/32"	8-32	.07½
966	1"	50	1 3/8"	7/8"	1"	3/32"	8-32	.07½
966J	1"	50	1 5/8"	7/8"	1"	7/16"	No. 403 Jack	.10
866	1 1/2"	25	1 3/4"	1 1/8"	1 1/4"	3/32"	10-32	.12
866J	1 1/2"	25	1 3/4"	1 1/8"	1 1/4"	7/16"	No. 403 Jack	.15
866BJ	1 1/2"	10	1 3/4"	1 1/8"	1 1/4"	3/32"	No. 395 Jack	.35
4275	2 3/4"	10	2 3/4"	2"	2 1/8"	1/4"	1/4-20	.30
4275J	2 3/4"	10	2 3/4"	2"	2 1/8"	1/4"	No. 399 Jack	.55
4450	4 1/2"	5	3 5/8"	2 1/8"	2 5/8"	3/32"	1/4-20	.50
4450J	4 1/2"	5	3 5/8"	2 1/8"	2 5/8"	3/32"	No. 399 Jack	.75

FEEDTHRU INSULATORS

Made of highly vitrified, low absorption porcelain smoothly glazed to prevent accumulation of dust or dirt. Maximum strength is achieved by the proper proportions and flat mounting surfaces. Long insulating sleeves on the lower part of the insulator contribute much to their performance on high voltages. Brass nickel-plated hardware.

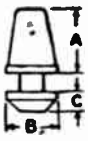

No.	Height A	Std. Pkg.	B	C	Mounting Hole	Hardware	List Price
458	5/8"	50	11/16"	1/4"	3/16"	6-32	ea. $ .12
478	1"	25	13/16"	3/8"	7/16"	10-32	ea. .20
478J	1"	25	13/16"	3/8"	7/16"	No. 403 Jack	ea. .25
4125	1 1/4"	25	7/8"	3/8"	7/16"	10-32	ea. .25
4125J	1 1/4"	25	7/8"	3/8"	7/16"	No. 403 Jack	ea. .30
4234	2 3/4"	10	2"	1"	3/4"	1/4-20	ea. .55
4175	2 3/4"	10	1 1/4"	3/4"	5/8"	1/4-20	ea. .50
4175J	2 3/4"	10	1 1/4"	3/4"	5/8"	No. 394 Jack	ea. .75

BEE-HIVE STANDOFF

Base measures 2" dia. with 3 holes on a 1 5/8" circle. for No. 6 screws. Supplied complete with 12-24 nickel-plated brass screw and nuts. The No. 766J has a No. 403 Jack. Available white or brown glaze.

No.	Hardware	Std. Pkg.	List Price
766—Standoff Insulator	12-24 Screw	10	$0.15
766J—Jack Type	No. 403 Jack	10	.20

FRONT PANEL BEARING

The No. 550 Front Panel Bearing is cadmium plated brass for panels up to 3/8" in thickness and for 1/4" dia. shafts. The No. 551 and No. 552 are complete assemblies of the No. 550 and 1/4 dia. brass shaft cadmium plated.

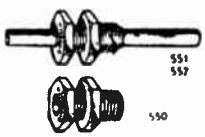

Cat. No.			List Price
550—Front Panel Bearing	each	$	.15
551—Front Panel Bearing, 1/4 shaft, 3" long	each		.30
552—Front Panel Bearing, 1/4 shaft, 6" long	each		.40

FLEXIBLE COUPLINGS

These flexible couplings cover all needs of the constructor. Tandem operation of two or more units is possible without having the shafts in exact alignment. Flexibility without back-lash is obtained by the cadmium plated phosphor bronze springs, which are rigidly riveted to the insulation. All units fit 1/4" dia. shafts.

No.	Dia.	Insulation			List Price
360	1 1/4	Fibre	each	$	.25
361	1 1/4	Bakelite	each		.30
362	1 1/16	Steatite	each		.40

Copyright by U. C. P., Inc

Birnbach INSULATORS

STEATITE PILLARS

These (steatite) pillar insulators have great tensile strength with extremely low losses at very high frequencies and are glazed on the outside to decrease surface leakage.. They are tapped on both ends and are supplied complete with nickel-plated mounting base and top hardware.

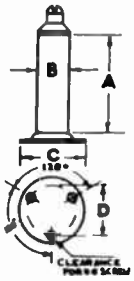

No.	Height A	Std. Pkg.	B	Hardware	Base Dia. C	D	List Price each
450	1"	10	½"	6-32	1⅛"	⅞"	$ .20
450J	1"	10	½"	No. 403 Jack	1⅛"	⅞"	.25
451	1½"	10	½"	6-32	1⅛"	⅞"	.25
451J	1½"	10	½"	No. 403 Jack	1⅛"	⅞"	.30
452	2½"	10	½"	6-32	1⅛"	⅞"	.30
452J	2½"	10	½"	No. 403 Jack	1⅛"	⅞"	.35
453	2½"	5	¾"	¼-20	1 3/16"	1 3/16"	.60
453J	2½"	5	¾"	No. 395 Jack	1 3/16"	1 3/16"	.70
454	4"	5	¾"	¼-20	1 3/16"	1 3/16"	.80
454J	4"	5	¾"	No. 395 Jack	1 3/16"	1 3/16"	.90

LUCITE SPREADERS

They are made of Dupont Lucite rod which has a very low loss at radio frequencies. It is water clear and has very low water absorption. The holes are drilled to take a No. 12 wire. A screw at the end of the spreader locks the wire in position.

LUCITE SPREADERS

No.	Wire-Spacing	Std. Pkg.	List Price Each
436	2"	25	$0.25
437	4"	25	.30
438	6"	25	.35

LUCITE RODS

No.	Dia.	List Price per Ft.
455	¼"	$0.40
459	⅜"	.50
460	½"	.85
461	¾"	1.50

Available in lengths up to 48 inches

FEEDER SPREADERS

They have a cross section of ⅜" x ½". Made of highly vitrified, low absorption, high tensile strength porcelain with a smooth white glaze overall.

No.	Std. Pkg.	List Price
462—Spreader, 2" long	25 each	$0.12
464—Spreader, 4" long	25 each	.15
469—Spreader, 6" long	25 each	.20

ANTENNA INSULATORS

These Antenna Insulators have exceptional low moisture absorption. The leakage path is long and the cross section is small and is consistent with the strength required. A smooth white glaze overall prevents the accumulation of dirt or ice.

No.	Std. Pkg.	List Price
668—4¼" long	25 each	$ .15
470—7" long	10 each	.50
471—12" long	5 each	.70
468—4½" long Center Insulator	10 each	.25

LEADIN INSULATORS

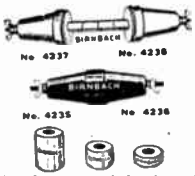

Each cone is 2¾" high and made of low absorption, highly vitrified glazed porcelain. The Nos. 4237 and 4238 Leadin Insulators have sufficient insulating bushings to insulate the rod that goes through the wall. In addition, 2 bushings are included, ¼" and ½" long, allowing complete insulation of the threaded rod of any length in multiples of ¼". They come complete with brass nickel-plated hardware and lead and cork washers to permit a water-tight seal.

No.	Description	List Price
4235	10" Rod	$ .90
4236	15" Rod	1.00
4237	10" Rod with bushings	1.20
4238	15" Rod with bushings	1.50

STEATITE BUTTON

These specially designed steatite buttons are intended for use to simplify wiring and to be used as a binding post or a binding post insulator, or as a standoff insulator. Attention is called to the uniqueness of the design which prevents either section of the insulator from turning in respect to the special screw. The specially designed screw locks both sections.

A 3/16" B ½" C ¾" D ½" E 6-32
No. 457 Std. Pkg. 25 List Price $ .25

STEATITE PILLARS
(Without Hardware)

In many constructions, these unmounted threaded steatite pillars will facilitate assembly because of the one hole mounting and parallel mounting surfaces. They are made of glazed Steatite with threaded holes on both sides.

No.	Height	Dia.	Threaded Hole	List Price
445	1"	½"	6-32	$0.12
446	1½"	½"	6-32	.15
447	2½"	½"	6-32	.20
448	2½"	¾"	¼-20	.45
449	4"	¾"	¼-20	.70

AIRPLANE INSULATORS

Used on mobile antenna installations, particularly on aircraft, as they are shaped for the least air resistance. They are made of white glazed low absorption porcelain.

No.	Length	Std. Pkg.	List Price
473	2"	100 each	$ .07
474	1⅛"	100 each	.05½

STEATITE AIRPLANE INSULATORS



A very small compression type insulator with small wind resistance. It is 1½" long and ½" dia.

No. 463—Std. Pkg. 25, List Price $.15 ea.

TUBE CLAMPS

These tube clips will be found extremely desirable when mounting resonant lines or elements of directive beam antennas. They are made of hard drawn aluminum and are available for 3/16", ⅜", ½", ¾" and 1" dia. tubes. The 3/16", ⅜", and ½" have a clearance hole for No. 10 screw and the ¾" and 1" dia. clamps have holes for ¼" bolts.

Cat. No	To Fit Tube	List Price
51—Clamp	¼" Dia.	each $0.10
52—Clamp	3/16" Dia.	each .10
53—Clamp	⅜" Dia.	each .10
54—Clamp	½" Dia.	each .10
55—Clamp	¾" Dia.	each .15
56—Clamp	1" Dia.	each .20
57—Clamp	⅞" Dia.	each .20

FLEXIBLE SHAFTS

At times there is difficulty getting the controls to the proper position on the panel. With couplings and these flexible shafts, locations can be made with ease on an offset and angles up to 90 degrees. The flexible shafts are made of phosphor bronze and fitted into ¼" dia. hubs.

Cat. No.	List Price
553—Flexible Shaft, 3" long	each $0.35
554—Flexible Shaft, 6" long	each .50

TRANSMITTING TUBE SOCKETS

Improved design and additional features of the Birnbach transmitting sockets has increased their popularity and are accepted as standard. The 50 watt socket has extra heavy side-wiping phosphor bronze contact spring with the filament spring having a double contact to safely carry the heavy current. The tube base is supported by the highly polished nickel-plated brass shell set in a highly vitrified low absorption porcelain base which is ground flat to prevent breakage. All brass nickel-plated screw and milled nuts are used.

Cat. No.	List Price
434—50 Watt Socket	each $1.25
435—10 Watt Socket	each .85

Copyright by U. C. P., Inc.

INSULATED PHONE TIP JACK

The head is made of insulated material and is supplied with a shoulder washer for a complete insulation. Supplied in three different size heads and available in all colors.

No. 1866 3/8" Head ..... $.10 each
No. 138 7/16" Head ..... .10 each
No. 1860 9/16" Head ..... .15 each

BANANA PLUG OR TIP JACK

Made to take standard phone tips in banana type plugs. Plugs will fit interchangeably. Mounts in a 1/4" hole in panels up to 1/2" thick. Overall length 1 3/8". Supplied complete with shoulder washer and nut.

No. 148 ..... $.15 each

HEXAGON HEAD TIP JACK

The head is made of hexagon material and is forced into the tip jack to prevent the head from turning loose. Size of head is 7/16" across the flats and is available in all colors.

No. 1828 ..... $.12 each

COMBINATION INSULATED BINDING POSTS

This insulated binding post is of new design which accommodate standard banana plugs through the top of the post, a standard phone tip through the side, or as more ordinarily used with a wire through the side. The non removable head is heavily knurled for a firm grip.

No. 143—All colors ..... $.15 each

MIDGET JACKS

ARHCO Midget Phone Jacks are made of the finest quality brass and are nickel plated with an enduring nickel finish. Noiseless contact is provided by phosphor bronze spring contacts. Mounts in 3/8" diameter hole, in panels up to 5/16" thick.

No. 89 Open Circuit Jack ..... $.25 each
No. 1789 Closed Circuit Jack ..... .30 each

BABY PLUGS AND JACKS

These plugs and jacks are excellent for use in all high frequency transmitters and receivers. Their small size allows them a wide range of uses. The No. 392 plug has a 10/32 threaded shank, a 3/16" hexagon shank and is 7/8" overall. Also available with 7/8" Ameroid Handle in any standard color. The mate to this plug is the No. 394 Jack. It has a hexagon head and a 10/32 threaded shank which will fit in panels up to 1/4" in thickness. Also available with an insulated ameroid head in any standard color.

	Per 100
No. 392 Threaded Shank Plug	$ 6.50
No. 393 Plug and Ameroid Handle	10.00
No. 394 Non-Insulated Jack	6.00
No. 395 Insulated Jack	10.00

Banana Type Plugs

This type Plug is extensively used on coils and on other plug-in transmitting and laboratory equipment.

No. 1764—6/32 Thread 1" Long ..... $9.50 per 100
No. 120—6/32 Thread 1/2" Long ..... $7.00 per 100
No. 122—8/32 Thread 1/2" Long ..... $7.00 per 100

Split Type Banana Plug

The strong action of the contact prongs eliminates faulty electrical continuity. The hexagonal shape of the body between the tip and the threaded shank facilitates holding of plug while tightening. The plug fits our jacks Nos. 136, 125, 148, and 336. The overall length is 1 1/4".

No. 124 ..... $7.00 per 100

Sr. Solderless Phone Tip

May be used with all our standard type phone tip jacks. Entirely constructed of high grade brass with nickel plated finish. Overall length is 1 5/8".

No. 10 Tip $6.00 per 100

Jr. Solderless Phone Tip

Fits all standard phone tip jacks such as our No. 137 and No. 138. Made entirely of brass with nickel plated finish. Length overall is 1 1/8". The tip is 5/8".

No. 9 Tip $5.00 per 100

Insulated Solderless Phone Tip

This type Phone Tip is highly recommended on set analyzers., tube testers and all types of laboratory test equipment. Fits all standard tip jacks. A knurled collar is provided which when tightened after inserting the wire thru the barrel, securely clamps the wire and makes soldering unnecessary. The overall length of the plug is 2". The sleeve is 1" Long.

No. 141 ..... 12c each

INSULATED BANANA PLUG JACK

Will fit all our standard banana size plugs. Mounts in a 5/16" diameter hole and can be used up to panels 5/8" thick. Overall length 7/8". Available in all colors.

No. 336 ..... $.15 each

INSULATED BINDING POST

This type binding post is available in two sizes. Easy identification is made possible by the bright colored head.

	Ea.
146 1/2" Head	$.10
147 3/4" Head	.08

HEAVY DUTY METAL BINDING POST

This type of binding post is especially designed for high amperage work or for use on test equipment where low resistance connections are imperative.

No. 32 ..... $10.00 per C

Solderless Insulated Banana Plug

A completely insulated Banana Type Plug to fit all standard Banana Jacks. A one-piece Phosphor Bronze Spring and full length center pin assure good contact and long life. Ameroid barrel is 3/4" long, 3/8" diameter. Available in all colors.

No. 332 ..... 12c each

Split Type Banana Plug

Designed to snugly fit a standard type banana jack. Spring action is positive and durable. A set screw is provided in the side of the barrel to secure the wire to the plug without soldering. Length 1-7/16". The plug is 1/2" long. Available in all colors.

No. 331 ..... $.15 each

Insulated Banana Plug

A set screw in the side of the barrel secures the wire within the plug without the necessity of soldering. A full length center pin prevents the spring from collapsing. Ameroid sleeves are available in all colors.

No. 131—7/8" Sleeve Overall Length 1 5/8" ..... 12 1/2"c ea.
No. 131A—1 1/2" Sleeve. Overall Length 2 1/4" ..... 15c ea.

PHONE TIP PLUG

This solderless phone tip is made to fit our No. 137, and No. 138 Jacks and No. 143 Binding Posts. Tightening the knurled collar produces a perfect electrical connection without the necessity of soldering. The Ameroid sleeve is available in all colors. Length is 1 1/2".

No. 142 Plug ..... $.12 each

INSULATED BANANA JACK

This insulated Banana Jack is used with the Banana Type Plugs 3/4" long and mounts in a 1/4" hole in panels up to 3/8" thick. Available in all colors.

No. 136 ..... $.10 each

NEW BANANA JACK

Recommended for use with No. 1150 Banana Plug. Countersunk to fit tapered portion of plug shank. Will fit panels up to 7/16" thick.

No. 1151 ..... $.06 each

PHONE TIP JACKS

The outstanding feature of this jack is the specially designed springs within the body that hold the phone tips straight and grip firmly at all times. Mounts in a 1/4" hole in panels up to 3/8" thick.

No. 137 $6.00 per 100

NEW BANANA TYPE PLUG

Equipped with a 6/32 Female thread and supplied with a 6/32 screw and soldering lug. A one piece phosphor bronze spring assures positive and long lasting contact. The full length center pin prevents the plug from collapsing when misaligned with the jack.

No. 1150 ..... $.07 each

Streamlined Phone Tip Plug

The highly polished ameroid handles are made so that they will fit a standard non-insulated or insulated phone tip jack. By inserting the wire in the hole and screwing the tip in securely, a solid, solderless connection is made. Available in all colors. Plug 1 3/8" long, 1/2" high.

No. 1855 ..... 25c each

PHONE PLUGS

The AHRCO Phone Plug designed for use with all standard size jacks, is available in a variety of colors, and a brass nickel polished sleeve. A shielded sleeve of this type is imperative in many microphone circuits.

Overall length is 2 3/4".

No. 128 Plug with Ameroid Sleeve ..... $.40 each
No. 218 Plug with Pol Nickel Sleeve ..... .75 each

Midget Phone Plugs

This Midget Phone Plug fulfills a pressing need for a small but practical plug to fit all standard phone jacks.

No. 1786 2 1/4" Plug ..... $.35 each

Copyright by U. C. P., Inc.



SPIN TYPE SOCKET WRENCHES STRAIGHT AND OFFSET TYPES

Wrenches are made with a deep hollow hole in ends of shanks that will take long screws up to No. 10 Straight Types six and nine inches long; offset type seven inches long.

6" LONG

No.	for	Ea.
48	3/16" Hex Nut	$.25
50	1/4" Hex Nut	.25
51	5/16" Hex Nut	.25
52	3/8" Hex Nut	.25
53	7/16" Hex Nut	.25
49	1/2" Hex Nut	.25

660 box of six 6" long wrenches 1.50

9" LONG

No.	for	Ea.
58	3/16" Hex Nut	$.30
54	1/4" Hex Nut	.30
55	5/16" Hex Nut	.30
56	3/8" Hex Nut	.30
57	7/16" Hex Nut	.30
59	1/2" Hex Nut	.30

690 box of six 9" long wrenches 1.80

7" OFFSET

No.	for	Ea.
106	3/16" Hex Nut	$.30
107	1/4" Hex Nut	.30
108	5/16" Hex Nut	.30
109	3/8" Hex Nut	.30
110	7/16" Hex Nut	.30
111	1/2" Hex Nut	.30

670 box of six 7" long wrenches 1.80

ANTENNA AND FUSE CONNECTORS

These Connectors are made in wto types; one that is plain and the second with a reinforced ring around the connecting part of the Connector. The Connectors are made for automobile quick connections either on the antenna or ground line as well as for the standard 3AG automobile fuses.

In addition to being available completely assembled, they are also available in individual parts.

No. 221 Overall length 1¼" ..... 7c each
No. 222 Overall length 3½" ..... 10c each

REINFORCED RING TYPE

No. 231 Overall length 1¼" ..... 12c each
No. 232 Overall length 3½" ..... 15c each

Unbreakable Handle Spin Type Socket Wrenches

The ARHCO Amber Handle Socket Wrenches are made with amber color plastic unbreakable handles which are absolutely shockproof and unbreakable. The socket wrenches are constructed with a deep hollow hole in the end of the socket and will take a screw up to a No. 10 diameter. The shank is made of steel and cadmium plated. The socket is made of fine steel and case hardened for service and durability. The handle is 1" in diameter and is ribbed for a tight and firm grip and can easily be spun around. The overall length is 7½".

No.	for	Ea.
3100	3/16" Hex Nut	$.60
3101	1/4" Hex Nut	.60
3102	5/16" Hex Nut	.60
3103	11/32" Hex Nut	.60
3104	3/8" Hex Nut	$.60
3105	7/16" Hex Nut	.60
3106	1/2" Hex Nut	.60
3107	Complete set of seven wrenches	4.20

PARKER KALON TYPE SOCKET WRENCHES

3110 for No. 4 Screw ..... $2.00 each
3111 for No. 6 Screw ..... 2.00 each
3112 for No. 8 Screw ..... 2.00 each
3113 for No. 10 Screw ..... 2.00 each
3114 for No. 12 Screw ..... 2.00 each

DUAL GRID CAP

This cap may be used with the standard glass tube cap or the small metal tube grid cap. Furnished with a 12" wire and standard phone tip. Cap is made of ameroid and is available in various colors.

No. 412 ..... 20c each

Insulated Grid Caps

The 418 fits the standard glass tube cap and the 419 fits the 866 tube cap, as well as many types of transmitting tubes. Cap is provided with a 12" wire.

No. 418 Glass Tube Cap $.20 each
No. 419 866 Type Cap ..... .30 each

Beaded Edge Grid Caps

A Beaded edge is formed around the lower edge of the cap to produce a wiping grip and ease of soldering is assured by a bridge in the tail.

No. 102 ..... $4.00 per M
202 (Metal Tube Caps) 2.50 per M

New Metal Tube Grid Caps

Made in two types-one without a hole and one with a hole in the tail of the cap to facilitate the soldering of the wire.

No. 114 ..... $4.00 per M
No. 121 with Hole ..... 4.00 per M
Metal Tube Grid Cap to fit Inside of Grid Shield.
No. 115 ..... $4.00 per M

Candelabra Bulb Socket

These candelabra type sockets are designed to be used wherever a heavy duty intermediate base socket is required. Two tinned eyelets provide easy soldering connections.

No. 1542 (Up Bracket) $7.00 per C
No. 1543 (Down Brkt.) 7.00 per C

Clip-on Bracket Type Sockets

Will accommodate all standard miniature base bulbs. The height of the shell and washer is ½" and the length of the bracket is ⅝".

No. 34 UP Clip type ¾" long ..... $7.00 per C
No. 35 DOWN Clip type 1⅛" long ..... 7.00 per C

Horizontal Panel Indicator Assembly

This departure in design of panel indicators has many outstanding features. The bulb fits into the jewel so the maximum light is concentrated thru the jewel. The bulb is instantly removable. Due to its design this indicator requires less space than ordinary types. The jewels are supplied in Red, Green, Amber, Blue, and White.

No. 88 ..... 50c each

Grid Cap Shield

Cadmium plated or black finish.

92 Cad. Plated $.10 ea.
94 Black ..... .15 ea.

Volume Control Wrench

The handles of the volume control wrench are made of amber color plastic unbreakable material which will withstand the severest sledge hammer blows. The handle is 1" diameter 3½" long and is ribbed so that a firm and secure grip necessary to tighten the nuts is assured. The shank is made of fine steel, cadmium plated and will take shafts up to 4¼" long x ¼ O. D. The socket is of case hardened steel accurately turned and broached and securely fastened to the shank.

No. 3116 ..... $1.00

Alligator Clips

These alligator clips are available in two sizes and can be supplied either in cadmium or bright nickel.

45AT 2" Long ..... $7.00 C
742 2¾" Long ..... 8.00 C

Approved Type Bayonet Dial Sockets

These sockets are completely insulated and made in four types, all meeting the Underwriters Laboratories' approval.

1721 Straight UP Bracket $15.00 C
1722 Straight DOWN br. 15.00 C
1723 UP clip-on bracket ..... 15.00 C
1724 DOWN clip-on br. ..... 15.00 C

Bayonet Type Dial Sockets

The shell is securely eyeleted to the bracket proper. The center contact is of new design permitting a constant and positive pressure on the bulb contact.

1538 Straight UP bracket $7.00 C
1539 Straight DOWN br. ..... 7.00 C
1540 UP clip-on bracket ..... 7.00 C
1541 DOWN clip-on br. ..... 7.00 C

Approved Type Panel Indicator Bayonet Type

This socket conforms to Underwriters Laboratories' specifications. Constructed so that accidental short circuits are prevented. Each socket furnished with a red, green, amber, blue or white glass "Bull's eye." Mounts in panels up to 5/16" thick.

No. 1725 ..... $.30

Panel Indicator Bracket

The indicator mounts in a single hole 7/16" in diameter and can be used on panels up to 5/16" in thickness. The jewels are translucent Ameroid in various colors. Available in Red, Blue, White, Green, and Amber jewels.

No. 39 Miniature Socket .25 each
No. 93 Candelabra Type Socket ..... .40 each

Insulated Alligator Clips

Insulated Alligator Clips Nos. 129 and 130 consist of the No. 45AT clip with Ameroid Handle attached. The No. 152 Insulated Alligator Clip utilizes the No. 242 size clip. All clips are furnished with a loop around which the connecting wire can be twisted for soldering.

129 Clip, Overall 2¾", Handle 1¼" long ..... $.15 each
130 Clip, Overall 2¼", Handle 1½" long ..... .15 each
152 Clip, Overall 3¼", Handle 1¼" long ..... .17½ each

Approved Type Clip-In Sockets

A Pilot Light Socket that meets the rigid requirements of the Underwriters Laboratories. Connection to the shell is made by a lug which is lanced directly from the shell body and connection to the center of the contact of the bulb is made with a specially moulded rubber sleeve which embodies a spring and contact.

No. 1718 ..... 18c each

Clip-In Sockets

It is so constructed that it may be clipped into a dial directly. It requires a mounting slot ¾" long and ½" wide.

No. 1759 Clip-in socket screw shell type ..... $8.00 per C
No. 1760 Clip-in socket bayonet type ..... 8.50 per C

Giant Panel Indicators

Each pilot light indicator can be individually marked, by writing in the desired copy one requires on the card disc which is supplied with each unit. Mounts in ¾" hole in panels up to ⅜" thickness. Indicator 1" in diameter and extends 1⅜" behind the panel. Available in green, red, blue.

1872 Bayonet Type ..... $.75 ea.
1873 Miniature Screw Shell .75 ea.

Copyright by U. C. P., Inc

Fibre Neutralizing Tools

Made of hard fibre and are a 3 in 1 combination. A 1/4" diameter screw driver on the inside and 1/4" and 5/16" sockets at each end of the tool. A completely insulated neutralizing tool for servicemen.

No. 2501. Each 50c

Ameroid Neutralizing Tools

Made of ameroid and are a 3 in 1 combination 1/4" diameter screw driver on the inside and 1/4" and 5/16" Sockets at each end of the tool.

700 Neutralizing Tool $.45 each
720 Majestic Attachments .15 each
730 Crosley Attachments .15 each

Fibre Neutralizing Tubes

These tubes are ideal, for when the hexagon wears out it can be cut off and used again. It may be had in the 1/4" or 5/16" hexagon nut size as listed.

2502 6" Long $.20 each
2503 8" Long .25 each
2504 10" Long .30 each
2505 12" Long .35 each
2506 28" Long .75 each

TUNING WANDS

This is a soft rubber Tuning Wand. Made of soft rubber so that it can be bent into any desired shape. These rubber tuning wands have a pulverized iron core at one end and a brass insert at the other. Wand is 6" Long. Straight tuning Wand also available.

	Each
840 Flexible Tuning Wands	$1.00
825 Straight Tuning Wand	.90

PROD HANDLES

Prod Handles and Banana Test Prods to fit all needs. Available in all standard colors.

SOLDERLESS TEST PRODS:

145 Handle 5 1/2" $.25 each
149 Handle 7" .30 each

PHONO NEEDLE PROD HANDLES:

153 Handle 4 1/2" .25 each
155 Handle 5 1/2" .30 each

BANANA TEST PRODS

151 Handle 5" .40 each
134 Handle 3" .30 each
135 Handle 1 1/2" .25 each

Alligator Alignment Wrench

Made to fit various sizes both knurled and hexagon nuts up to 3/8" diameter. The alligator jaws are fastened to the insulating rod with a rivet to prevent turning. Overall length is 6" and diameter of shaft is 1/4". Available in assorted colors.

No. 805 $.35 each

ARHCO HARDWARE MERCHANDISER

An attractive display consisting of seventy-two transparent cellophane envelopes—eighteen different items and four envelopes of each item. Replacement envelopes of all the items may be ordered separately from catalog numbers listed below.

2330 Display Card of Hardware $7.20

The contents are easily identified as each envelope is stamped as to the item it contains. The following articles are furnished as an integral part of the display.

2331 RHICPMS 6/32" x 1/4" $.10
2332 RHICPMS 6/32" x 3/8" .10
2333 RHICPMS 6/32" x 1/2" .10
2334 RHICPMS 6/32" x 3/4" .10
2335 RHICPMS 6/32" x 1" .10
2336 RHICPMS 8/32" x 1/4" .10
2337 RHICPMS 8/32" x 3/8" .10
2338 RHICPMS 8/32" x 1/2" .10
2339 RHICPMS 8/32" x 3/4" .10
2340 RHICPMS 8/32" x 1" .10
2341 Steel Hex Nuts C.P 6/32" x 1/4" .10
2342 Steel Hex Nuts C. P. 6/32" x 5/16" .10
2343 Steel Hex Nuts C. P. 8/32" x 5/16" .10
2344 No. 6 Nickel Plated Washers .10
2345 No. 8 Nickel Plated Washers .10
2346 No. 6 Shakeproof Lock Washers .10
2347 No. 8 Shakeproof Lock Washers .10
2348 No. 6 Kantlink Washers .10

AMBER BAKELITE HANDLE SCREW DRIVERS

The ARHCO No. 2356 Display Card consists of twelve Handle Screw Drivers. The top of the handles are machined out of Amber Colored Bakelite in both convex and concave shapes—and ribbed for solid grip.

2350 Convex Handle 2 1/4" Blade $.15
2351 Convex Handle 3 1/2" Blade .20
2352 Convex Handle 4 1/2" Blade .25
2353 Concave Handle 2 1/4" Blade .15
2354 Concave Handle 3 1/2" Blade .20
2355 Concave Handle 4 1/2" Blade .25
2356 Display Card 2.40

The different styles and sizes of screw drivers shown on the Display Card are also supplied separately.

Low Capacity Alignment Screw Driver

The screw driver is made of 1/4" Ameroid Rod Silver Finish, provided with two screw driver knibs. The knib extending from the lower end of the handle extends 1/2" and can be used for ordinary padding condensers. There is another recessed screw driver knib in the upper end of the handle which may be used for aligning permeability tuned circuits.

No. 2370 $ .50

Dual Duty Alignment Tool

Handle is 3/8" diameter 2 1/2" long. From one end of the handle there is a sturdy 1 3/4" screw driver blade. This screw driver blade may be used for aligning padding condensers. From the opposite end a socket screw driver projects which may be used for adjustable iron core tuning systems. Overall size of screw driver is 6".

No. 2371 $.50

Fuse Mounting Bases

These fuse bases are designed for the auto type fuse. Available in two types, one for breadboard mounting and the other for panel mounting.

103 Single, Baseboard Mount $.15
127 Double, Baseboard Mount .25
104 Single, Panel Mount .15
126 Double, Panel Mount .25

Push Button Tuner Aligning Tool

Specially adaptable for aligning Push Button Tuning units of the variable permeability type. Handle is 3/8" diameter and 1 7/8" long. The shank is 4 1/2" long and permanently fixed in the handle. The socket is 7/32" diameter and contains a screw driver knib recessed in the socket.

No. 2372 $ .50

Alignment Screw Driver

This screw driver is made of ANEROID, 6" long and 7/32" in diameter, and is so fabricated that the amount of metal in the screw driver nib will negligibly affect the inductance of the coil. This is of prime importance in the alignment of modern all-wave receivers. Available in various colors.

No. 860 $.25 each

Compensating Screw Driver

Made of ameroid. The compensating screw driver has a special shape blade at one end for adjusting trimmer screws. The other end is knurled for a non-slip grip. Supplied with pocket clip. 6" overall.

No. 710 $.20 each

Pencil Type Test Prods With Interchangeable Tips Ends



Spring prongs located at flexible end of test prods allows to interchange spade lugs, phone tips, and alligator spring clips. New type needle point phone tip for piercing through insulated wire for a good contact. Equipped with black and red flexible wires measuring 5 feet and same colored handles. Each set complete with two Alligator Clips, two Needle Point Phone Tips, and two American Type Tapered Lugs.

500 $1.50 Set

Socket Head Alignment Wrench

This is an Alignment Tool 5" long with a brass 1/4" socket head that fits over trimmer screws on various types of receivers. Outside diameter of this Hexagon Wrench is 3/8". An insulating shaft is forced into wrench and riveted to prevent shaft from turning. The other end has a hardened screw driver bit for adjusting trimmer screws. Diameter of the insulation is 7/32" and will fit into a 1/4" hole where the wrench has to go thru the top of a coil available in assorted colors.

No. 820 $.50 each

Heavy Duty Test Prods

Ameroid prod handles are 7/16" diameter and 5" long. Prods equipped with 60" long heavy duty flexible wire. Prod tips are sharp, suitable for scraping and piercing corrosion. Handles and leads are colored red and black.

300 with Taper Lugs $.80 pair
310 with Phone Tips .80 pair
320 with Alligator Clips .90 pair

TEST LEADS

SOLDERLESS TIP TEST LEADS

200 with Phone Tips $.60 pr.
210 with Spade Lugs .60 pr.
260 with Alligator Clips .70 pr.

PHONO NEEDLE TEST LEADS

230 with Phone Tips $.60 pr.
240 with Spade Lugs .60 pr.
259 with Alligator Clips .70 pr.

TEST LEAD SPECIAL

Ameroid Handles with 3 feet of kinkless rubber covered wire. Standard Phone Tip on one end; spade lugs on the other end.

No. 439 Price $.45

Copyright by U. C. P., Inc.

SHAFT COUPLINGS EXTENDERS & REDUCERS

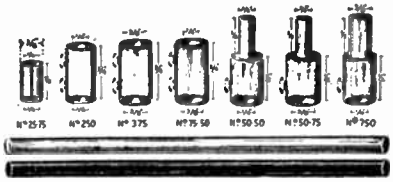

These accurately machined brass fittings can be used for coupling shafts of the same or different diameter, for straight extension, or for extension with smaller or larger shaft diameter.

NO.	LENGTH			EA.
25-75	7/16"	1/4" Hole I.D.	3/8" O.D. Dial Bushings	7c
250	3/4"	1/4" Hole I.D.	1/2" O.D. Brass Coupling	15c
375	3/4"	3/8" Hole I.D.	9/16" O.D. Brass Coupling	15c
75-50	3/4"	3/8"—1/4" Hole I.D.	9/16" O.D. Brass Coupling	15c
50-50	1 1/8"	1/4" Hole I.D.	1/2" O.D. Brass Reducer	15c
50-75	1 1/8"	3/8" Hole I.D.	9/16" O.D. Brass Reducer	15c
750	1 1/4"	1/4" Hole I.D.	1/2" O.D. Brass Reducer	15c
6250	6"	1/4" Diameter	Brass Shafting	15c
12250	12"	1/4" Diameter	Brass Shafting	30c
388	8"	3/8" Diameter	Brass Shafting	30c
250 C	3/4"	1/4" Hole I.D.	1/2" O.D. Ins. Coupling	15c
375 C	3/4"	3/8" Hole I.D.	9/16" O.D. Ins. Coupling	15c
75-50 C	3/4"	3/8"—1/4" Hole I.D.	9/16" O.D. Ins. Coupling	15c
50-50 C	1 1/8"	1/4" Hole I.D.	1/2" O.D. Ins. Reducer	15c
50-75 C	1 1/8"	3/8" Hole I.D.	9/16" O.D. Ins. Reducer	15c
750 C	1 1/8"	1/4" Hole I.D.	1/2" O.D. Ins. Reducer	15c
637 C	6"	1/4" Diameter	Insulated Shafting Black	10c
1237 C	12"	1/4" Diameter	Insulated Shafting Black	20c
388 C	12"	3/8" Diameter	Insulated Shafting Black	30c

Special Angle Brackets with Tapped Holes

		Per 100
No. 1627	1/2" x 1/2" Bracket	$3.00
No. 1628	1/2" x 5/8" Bracket	3.50
No. 1629	1/2" x 3/4" Bracket	4.00

Z Bracket Type with no clearance hole—one tapped hole, 1/2" x 3/8" Bend x 7/16" long. 2363 4.00

RACK SCREWS

Particularly suitable for mounting panels in racks and cabinets. Enhances appearance of any panel. Screws, steel nickel plated.

NO.	SIZE	Per 100
1641	1/4" x 6/32	$.30
1642	1/2" x 6/32	.35
1643	3/4" x 6/32	.40
1644	1" x 6/32	.45
1637	1/4" x 8/32	.35
1638	1/2" x 8/32	.40
1639	3/4" x 8/32	.45
1640	1" x 8/32	.50
1630	1/4" x 10/32	.45
1631	1/2" x 10/32	.50
1632	3/4" x 10/32	.55
1633	1" x 10/32	.60

WASHERS

	Per 100
1634 6/32 Cup Washer	.80
1635 8/32 Cup Washer	.80
1636 10/32 Cup Washer	.80

TERMINAL BOARDS

PLUG-IN TYPE

Where connections must be changed quickly and easily and yet maintain a firm contact.

No.		Price
1701	1 Clip Strips	$.10 Each
1702	2 Clip Strips	.12 each
1703	3 Clip Strips	.15 Each
1704	4 Clip Strips	.20 Each
1705	5 Clip Strips	.25 Each
1706	6 Clip Strips	.30 Each
1707	7 Clip Strips	.35 Each
1708	8 Clip Strips	.40 Each
2391	Contacts Only	1.25 per C
1715	Pin Plug	.08 Each

Round Head Steel Cadmium Plated Machine Screws

PRICE PER 1000			
1/4"x6/32	$2.80	1 1/4"x8/32	$6.00
3/8"x6/32	3.05	1 1/2"x8/32	6.50
1/2"x6/32	3.35	2"x8/32	7.50
5/8"x6/32	3.60	2 1/2"x8/32	9.00
3/4"x6/32	3.90	3"x8/32	11.00
1"x6/32	4.45	1/4"x10/32	$4.15
1/4"x8/32	$3.35	3/8"x10/32	4.45
3/8"x8/32	3.65	1/2"x10/32	4.75
1/2"x8/32	3.90	5/8"x10/32	5.00
5/8"x8/32	4.15	3/4"x10/32	5.30
3/4"x8/32	4.45	1"x10/32	5.85
1"x8/32	5.00		

Terminal Lug Strips

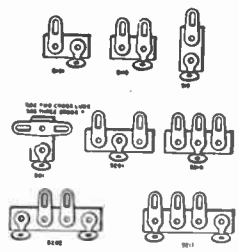

No.	Per C	No.	Per C
5101	$2.00	5201	3.00
5110	2.25	5210	3.25
512	2.25	5202	4.00
501	2.25	5211	4.25

ANGLE AND BRACKET ASSORTMENT



28 popular size angles and brackets made of brass and nickel plated. A choice selection of "Z" brackets and perforated strips are included. Indispensable for mounting radio parts.

No. 488-10 ..... $ .50

Self-Tapping Screw Assortment

Parker Kalon self-tapping screw assortment of most popular sizes. Genuine replacements for ALL standard brand receivers.

No. 1078 ..... $ .50

Fancy Head Bronze Finish Screws

	Per 1000
3/4" x 6/32	$6.00
1" x 6/32	6.70
1 1/4" x 6/32	7.80
1 1/2" x 6/32	9.45
3/4" x 8/32	7.80
1" x 8/32	8.90
1 1/4" x 8/32	10.00
1 1/2" x 8/32	12.30

FIBRE SCREWS Round Head

		Per 100
1881	6/32 x 3/16	$4.00
1882	6/32 x 1/4	4.50
1883	6/32 x 3/8	5.25
1884	6/32 x 1/2	6.00
1885	8/32 x 3/16	4.00
1886	8/32 x 1/4	4.50
1887	8/32 x 3/8"	5.25
1888	8/32 x 1/2	6.00

Bakelite Terminal Strips and Terminals

		Ea.
1501	2 Term Marked	$.18
1502	2 Term. Plain	.15
1503	2 Term. A. & G.	.18
1504	2 Term "Output"	.18
1505	2 Term. "Input"	.18
1506	3 Term. Plain	.20
1507	3 Term. Marked	.25
1508	4 Term. Marked	.35
1509	4 Term Plain	.30

RUBBER GROMMETS

Ideal for use on all types of electrical and radio purposes.

No.	Panel Hole	I.D.	O.D.	Panel Thickness	Per 100
1113	13/32	21/64	5/8	1/16	$2.35
1114	1/4	1/8	11/32	1/16	1.50
1115	3/8	1/4	9/16	7/32	2.50
1118	5/16	3/16	7/16	1/16	2.00
1119	13/32	17/64	9/16	1/16	2.00
1120	7/16	19/64	5/8	1/16	2.25
1121	1/2	3/8	11/16	1/16	2.25
1122	11/32	1/4	1/2	1/32	2.00

When ordering Gum Rubber add G to Number and add $1.00 per C to list price of Black.

ANGLES AND BRACKETS

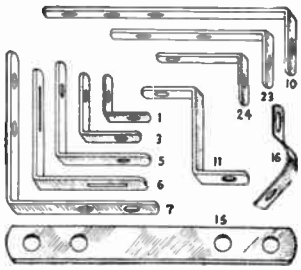

		Per 100
1	1/2" x 1/2"	$.90
3	5/8" x 5/8"	1.60
5	1" x 1"	2.50
6	1 1/8" x 1 1/8"	3.25
7	1 1/2" x 1 1/2"	4.00
10	5/8" x 2 1/4"	4.00
11	13/16" high	1.60
15	2 7/8" long	3.50
23	1/2" x 1 1/2"	2.00
24	1/2" x 7/8"	1.60

TINNED BRASS LUGS

No.	Length	Hole Size	1000
1	5/8"	6 or 8	$2.50
2	5/8"	8	2.50
3	3/4"	8	2.50
4	5/8"	6 or 8	2.50
5	7/8"	6 or 8	2.50

Twin Phone Tip Jacks

Jacks in this assembly are our No. 138 type, mounted on a bakelite strip 1/2" wide and 2" long. Coded red and black for identification. Mounting strips may be had unmarked or with the following identification: SPEAKER, INPUT, OUTPUT, 1-2, and A-G.

No. 406 Marked ..... $.25 each
No. 405 Unmarked ..... .20 each

Bracket Type Lug Strips

		Price per 100
1620	3 lug	$10.00
1621	4 lug	12.00
1622	5 lug	15.00
1623	6 lug	18.00
1841	Special Mounting Bkt.	1.25
1839	Mounting Bracket and lug Combination	1.50

Available with No. 1841 Bracket as illustrated or with No. 1839 Bracket, which is a combination bracket and mounting lug or with No. 1847 Bracket which is similar to No. 1839 but with a tapped 6/32 hole.

1660	3 Lug with 1839 Br.	$12.00
1661	4 Lug with 1939 Br.	14.00
1662	5 Lug with 1839 Br.	17.00
1663	6 Lug with 1839 Br.	20.00
1664	3 Lug with 1847 Br.	14.00
1665	4 Lug with 1847 Br.	16.00
1666	5 Lug with 1847 Br.	19.00
1667	6 Lug with 1847 Br.	22.00
1847	Bracket and Lug with tapped 6/32 Hole	3.00

Rubber Grommet Ass'm't

An assortment of 5 sizes of pure gum and black rubber grommets.

No. 68 Assortment of 12 Rubber Grommets ..... $.25
No. 69 Assortment of 30 Rubber Grommets ..... .50
No. 70 Assortment of 100 Rubber Grommets 1.60

Copyright by U. C. P., Inc.

ESICO

Green Label Electric Soldering Irons

GENERAL INFORMATION: These irons are extraordinarily high-quality tools. They are packed in green label boxes to differentiate from Esico Industrial Irons, which have orange labels. They have one-piece blued steel cases. Rich dark mahogany handles. Replaceable forged copper tips. They are wound in voltages ranging from 32 to 250 volts and can be used on both A.C. or D.C. current. (Nick Nacks 105-120 volts only.)

55 WATTS "NICK NACK"

CAT. No. 15

No. 15 Tip 7/16" Diameter — Weight 6 Oz. — Length 11¾"

List Prices — Iron Complete $1.25 — Extra Tip 25c — Element 60c

65 WATTS "MIDGET"

Screw Tip — Cat. No. 16
Plug Tip — Cat. No. 16P

No. 16 Tip ⅜" Diameter
No. 16P ⅜" Diameter
Weight 7 Oz. — Length 11¼"

List Prices — Iron Complete $1.95 — Extra Tip 35c — Element $1.35

100 WATTS "JUNIOR"

Screw Tip — Cat. No. 17
Plug Tip — Cat. No. 17P

No. 17 Tip ⅜" Diameter
No. 17P Tip ⅜" Diameter
Weight 9 Oz. — Length 12¼"

List Prices — Iron Complete $2.95 — Extra Tip 35c — Element $1.45

150 WATTS "TROPHY"

Screw Tip — Cat. No. 18
Plug Tip — Cat. No. 18P

No. 18 Tip ⅞" Diameter
No. 18P Tip ½" Diameter
Weight 18 Oz. — Length 12½"

List Prices — Iron Complete $5.00 — Extra Tip 45c — Element $2.50

COPPER TIPS FOR MIDGET OR JUNIOR IRONS

CAT. No. JM 2
Tip ⅜" in Diameter
Fits either
No. 16 or 17 Irons

Price 40c

CAT. No. JM 3
Tip ⅝" in Diameter
Fits either
No. 16 or 17 Irons

Price 40c

JM2 and JM3 Tips Not Available for Plug Tip Irons

ESICO

Industrial Electric Soldering Irons

GENERAL INFORMATION FOR PLUG TIP IRONS:

These irons can be used on both A.C. or D.C. current and are wound in voltages ranging from 105 to 240 volts. The tips are the plug type, held by a set screw, which is easily removed for making tip replacements. It is not necessary to return these irons to the factory for repairs. Elements and other parts are easily replaced. For soldering, these irons cannot be surpassed as ample heat is delivered to the tip for fastest work. For durability, their construction is such, with a one-piece heavy-gauge steel case, mounted element and a positive grip handle, that through use, the parts cannot fail to give unlimited service regardless of the hardest use imposed upon them. Each iron is equipped with a 6' cord and attachment plug. A metal stand is supplied with every tool.

List Prices—Iron Complete $5.00
Extra Tip 25c **Element $2.25**

No. 54—65 WATTS

Tip ⅜" in Diameter

Equal to copper of ½ lb. Length overall 10". Weight exclusive of cord, 8 oz. For light work, such as soldering fine wires, radio factory use, tool kits, and especially suitable for use of operators where a light short tool is required.

List Prices—Iron Complete $5.50
Extra Tip 32c **Element $2.75**

No. 96—110 WATTS

Tip ⅜" in Diameter

Equal to copper of ¾ lb. Length overall, 12". Weight exclusive of cord, 10 oz. For electrical and radio factories, telephone switchboards, telephone repair work, fuses, tool kits, light manufacturing, delicate instruments, radio and electrical experimental laboratories.

List Prices—Iron Complete $7.75
Extra Tip 65c **Element $3.50**

No. 126—130 WATTS

Tip ½" in Diameter

Equal to copper of 1 lb. Length overall, 12½". Weight exclusive of cord, 16 oz. For light tin work, automobile repairs and general factory soldering. A very handy tool because of its shortness.

List Prices—Iron Complete $8.75
Extra Tip 70c **Element $3.75**

No. 206—200 WATTS

Tip ½" in Diameter

Equal to copper of 1½ lbs. Length overall, 14". Weight exclusive of cord, 24 oz. For medium tin work, automobile repairs, patterns and general factory work. Suitable for small branders.

List Prices—Iron Complete $10.25
Extra Tip $1.25 **Element $5.00**

No. 355—310 WATTS

Tip ⅞" in Diameter

Equal to copper of 3 lbs. Length overall, 14½". Weight exclusive of cord, 41 oz. For heavy sheet metal work, tinsmiths, automobile radiators, refrigerators and branding purposes.

List Prices—Iron Complete $12.25
Extra Tip $1.75 **Element $6.00**

No. 505—500 WATTS

Tip 1⅛" in Diameter

Equal to copper of 5 lbs. Length overall, 14½". Weight exclusive of cord, 54 oz. For very heavy soldering, large tanks or cans, roofs and objects of large area. Very large branders.



Patent Pending

ESICO THERMOSTATIC CONTROL STAND

TEMPERATURE: Iron can be maintained at any desired temperature while in the stand. Efficient control of the tip temperature is attained.

Years of experimental work in attempting to incorporate a thermostat in the iron itself have failed to obtain the fine degree of temperature regulation secured with this stand. When removed from the control, full current is instantly applied to the iron.

POSITIVELY IMPOSSIBLE FOR IRON TO OVERHEAT OR TO BURN OFF ITS TIN!

PROLONG: Element and tip life.
SAVE: Cost of electric current.

Permits the use of high wattage elements in small irons as they cannot overheat.

Cat. No. 5—Irons up to 1" Diameter tip.
Cat. No. 6—Irons 1" to 1⅝" Diameter tip.

List Price — $6.50

Copyright by U.C.P., Inc.

KRAEUTER

The choice of skilled mechanics

"GRIPTITE" COMBINATION PLIERS

New Pattern

These are of new design with slightly tapered nose, and are fitted with special non-slipping serrated edge wire cutters. The two larger sizes have **three slip-joint adjustments** which give a wider range of parallel grips on large nuts. No. 356 is furnished with the famous "Don't Slip" handle design. No. 355 is furnished with smooth handles.

No.	Length	Finish	Wt. per doz.	Price Each
356	5½ in.	Full Nickel	3½ lbs.	$1.00
356	6 in.	" "	5¼ lbs.	1.25
356	8 in.	" "	8¾ lbs.	1.50
356	10 in.	" "	14 lbs.	2.00
355	5½ in.	Blue Temper	3½ lbs.	1.00
355	6 in.	" "	5¼ lbs.	1.25
355	8 in.	" "	8¾ lbs.	1.50
355	10 in.	" "	14 lbs.	2.00

COMBINATION SIDE CUTTING PLIERS

A very popular automotive combination slip-joint plier. Has side cutter suitable for cutting insulated or bare wire. Small groove in nose for holding cotter pins. No. 1973 is furnished with the famous "Don't Slip" handle design. No. 1972 is furnished with smooth handles.

No	Length	Finish	Wt. per doz.	Price Each
1973	5½ in.	Full Nickel	3½ lbs.	1.90
1973	7 in.	" "	7¼ lbs.	2.20
1972	5½ in.	Blue Temper	3½ lbs.	1.55
1972	7 in.	" "	7¼ lbs.	1.80

RADIO PLIERS

Diagonal cutting pliers specially developed for close cutting in radio and radio tube work.

No.	Length	Finish	Wt. per doz.	Price Each
2612	6 in.	Blue Temper	3 lbs.	2.00

This is only a partial listing of Kraeuter Pliers. Send for Catalog.

COMBINATION PLIERS

These well-made sturdy pliers are designed to meet the demand for medium priced good quality pliers that will give good service.

No.	Length	Finish	Wt. per doz.	Price Each
36	6 in.	Dull Nickel	6 lbs.	$.40
38	8 in.	" "	7 lbs.	.55
310	10 in.	" "	12¾ lbs.	.85
46	6 in.	Full Nickel	6 lbs.	.55
48	8 in.	" "	7 lbs.	.85



ELECTRICIANS' DIAGONAL CUTTING PLIERS

Longer jaws and made especially for close cutting Forged from special plier steel and finely fitted for exact work.

No.	Length	Finish	Wt. per doz.	Price Each
4601	4½ in.	Full Polished	1½ lbs.	1.85
4601	5 in.	" "	2¾ lbs.	2.00
4601	5½ in.	" "	3¼ lbs.	2.20
4601	6 in.	" "	3¾ lbs.	2.30
4601	7½ in.	" "	6 lbs.	2.65
4501	4½ in.	Blue Temper	1½ lbs.	1.50
4501	5 in.	" "	2¾ lbs.	1.65
4501	5½ in.	" "	3¼ lbs.	1.75
4501	6 in.	" "	3¾ lbs.	1.90
4501	7½ in.	" "	6 lbs.	2.20

Also Furnished in K Brand.

EXTRA HEAVY DIAGONAL CUTTING PLIERS

Designed to meet the demand for a larger and more powerful diagonal cutter. Is practically unbreakable. Joint is extra heavy and rigid.

No.	Length	Finish	Wt. per doz.	Price Each
4611	7 in.	Full Polished	5¾ lbs.	2.25
4610	7 in	Blue Temper	5¾ lbs.	1.95

Also Furnished in K Brand.

Copyright by U. C. P., Inc.

KRAEUTER

The choice of skilled mechanics

HY-POWER SIDE CUTTING PLIERS

Useful for heavy duty jobs of wire cutting and twisting. Very strongly constructed and have extra tough jaws.

No.	Length	Finish	Wt. per doz.	Price Each
1801	6 in.	Blue Temper	5¼ lbs.	$1.90
1801	7 in.	" "	7½ lbs.	2.20
1801	8½ in.	" "	11¼ lbs.	2.50

Also Furnished in K Brand.

"SURE-GRIP" IGNITION PLIERS
New Pattern

A handy little plier to replace 10- or 12-piece sets of ignition wrenches. Has bulldog grip, slip joint adjustment, serrated teeth, narrow nose, and thin, strong, shaped handles.
Can be used to advantage on distributor, generator, magneto, carburetor, dash panel connections, and on any small or awkwardly placed nuts.
Instantly adjustable and a marvelous time saver.

No.	Length	Finish	Wt. per doz.	Price Each
643	5 in.	Blue Temper	1 lb.	1.10

END CUTTING NIPPERS

A strong, easy-cutting single joint nipper. The jaw is compact and the rivet lies close to the edge, affording maximum leverage. A quick-action tool, forged of high-grade tool steel with sharp, enduring cutters.

No.	Length	Finish	Wt. per doz.	Price Each
1851	5 in.	Full Polished	4½ lbs.	1.60
1851	6 in.	" "	6 lbs.	1.80
1851	7 in.	" "	8 lbs.	2.20
1851	8 in.	" "	10½ lbs.	2.50

Spring in Handle ..... .35

SIDE CUTTING PLIERS

Used extensively for electrical and general wiring work. Strongly constructed with sturdy wire cutters. A very popular style.

No.	Length	Finish	Wt. per doz.	Price Each
1831	4 in.	Full Polished	1½ lbs.	$1.55
1831	5 in.	" "	2¼ lbs.	1.75
1831	6½ in.	" "	4¾ lbs.	2.00
1831	7 in.	" "	6¾ lbs.	2.25
1831	8 in.	" "	8¼ lbs.	2.50
1830	4 in.	Blue Temper	1½ lbs.	1.25
1830	5 in.	" "	2¼ lbs.	1.40
1830	6½ in.	" "	4¾ lbs.	1.60
1830	7 in.	" "	6¾ lbs.	1.75
1830	8 in.	" "	8¼ lbs.	1.90

Also Furnished in K Brand.

"DREADNOUGHT" LINEMEN'S PLIERS
Heavy Duty—Lap Jointed

Powerful and durable—wonderful strength and cutting power. Drop forged—perfectly hardened, accurately fitted.

No.	Length	Finish	Wt. per doz.	Price Each
2801	6 in.	Full Polished	5¼ lbs.	2.50
2801	7 in.	" "	7½ lbs.	2.75
2801	8½ in.	" "	11¼ lbs.	3.25

WITH STRIPPING NOTCH

Extensively used on electrical outside lighting fixtures, for cutting and stripping the asbestos insulation on 14 gauge wire without injury to the wire.

No.	Length	Finish	Wt. per doz.	Price Each
S2801	6 in.	Full Polished	5¼ lbs.	2.75
S2801	7 in.	" "	7½ lbs.	3.00
S2801	8½ in.	" "	11¼ lbs.	3.50

No. 4206

DIAGONAL HARD WIRE CUTTERS

This tool was designed for cutting hardened wire. Will cut up to $\frac{1}{16}$" diameter. Also suitable for general use.

No.	Length	Finish	Wt. per doz.	Price Each
4206	6 in.	Blue Temper	4½ lbs.	2.00

THIS IS ONLY A PARTIAL LISTING OF KRAEUTER TOOLS . . . . SEND FOR CATALOG

Copyright by U. C. P., Inc.

KRAEUTER

The choice of skilled mechanics

KRAEUTER "COHARDITE" INSULATED PLIERS

SAFETY TESTED FROM 10,000 TO 20,000 VOLTS

Invaluable to television and radio mechanics, linesmen, metermen and all electrical workers

— INCREASED FACTOR OF SAFETY —

KRAEUTER "COHARDITE" INSULATED HANDLES

1. Resist extreme temperatures, moisture, oil and acid fumes.
2. Will not peel or crack.
3. Tough, rugged, and will stand abuse.
4. Tested to full di-electric test before leaving factory.
5. Approved by safety engineers wherever used.

KRAEUTER "COHARDITE" INSULATED LINEMEN'S PLIERS

Heavy Duty-Lap Jointed

Powerful and durable—wonderful strength and cutting power. Drop-forged, perfectly hardened, accurately fitted.

No.	Length	Wt. per Doz.	Price Each
IN-2801	8½"	13 lbs.	$4.95

KRAEUTER "COHARDITE" INSULATED NEEDLE NOSE SIDE CUTTING PLIERS

A fine, slender nosed, taper point plier. Handy on all ignition work and on generators, starters, switch work, etc.

No.	Length	Wt. per Doz.	Price Each
IN-1661	6"	4 lbs., 10 oz.	$3.25

KRAEUTER "COHARDITE" INSULATED DIAGONAL CUTTING PLIERS

Longer jaws and made especially for close cutting. Forged from special plier steel and finely fitted for exact work.

No.	Length	Wt. per Doz.	Price Each
IN-4501	5"	4 lbs.	$3.30

Copyright by U. C. P., Inc.

KRAEUTER

The choice of skilled mechanics

Professional Line

SPECIAL NEEDLE-POINT PLIERS

FOR RADIO - ELECTRICAL - OPTICAL AND JEWELRY WORK

These extra fine needle-point pliers are specially designed for light professional use in the radio, electrical, optical and jewelry field. They are invaluable where delicate adjustments have to be made. (Nose of these Piers Not Guaranteed.)

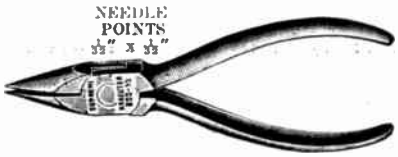

Short Nose Extra-fine Needlepoints—without cutter.

No.	Length	Finish	Wt. per doz.	Price Each
800	4 in.	Full Polished	1½ lbs.	$1.50
800	4½ in.	" "	1¾ lbs.	1.60
800	5 in.	" "	2¼ lbs.	1.70
800	5½ in.	" "	3 lbs.	1.80
800	6 in.	" "	3¾ lbs.	1.90

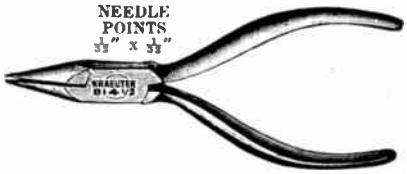

Extra fine points and narrow jaw—fine nose—without cutter.

No.	Length	Finish	Wt. per doz.	Price Each
814	4½ in.	Full Polished	1½ lbs.	$1.60



Short-Nose extra fine needlepoint—with side cutter.

No.	Length	Finish	Wt. per doz.	Price Each
824	4½ in.	Full Polished	1½ lbs.	$1.80



Short-Nose extra fine needlepoint—with side cutter.

No.	Length	Finish	Wt. per doz.	Price Each
825	5 in.	Full Polished	2¼ lbs.	$1.90



Medium-Nose extra fine needlepoint—with side cutter.

No.	Length	Finish	Wt. per doz.	Price Each
826	6 in.	Full Polished	3 lbs.	$2.00



Medium-Nose extra fine needle points—without cutter.

No.	Length	Finish	Wt. per doz.	Price Each
836	6 in.	Full Polished	2¾ lbs.	$1.75



Long-Nose extra fine needlepoints—without cutter.

No.	Length	Finish	Wt. per doz.	Price Each
837	7 in.	Full Polished	3¾ lbs.	$1.90
827	Same with Cutter		3¾ lbs.	2.20

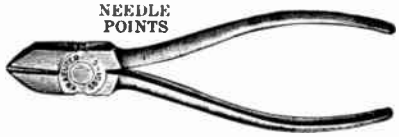

Radio and Electrical Fine Nose Diagonal.

No.	Length	Finish	Wt. per doz.	Price Each
5601	4½ in.	Full Polished	2 lbs.	$2.00
5601	5 in.	" "	2¾ lbs.	2.25
5601	5½ in.	" "	3¼ lbs.	2.45
5601	6 in.	" "	3¾ lbs.	2.60

Copyright by U.C.P., Inc.

KRAEUTER

The choice of skilled mechanics

NEEDLE NOSE SIDE CUTTING PLIERS

A fine slender nosed, tapered point plier. Handy on all ignition work and on generators, starters, switch work, etc.

No.	Length	Finish	Wt. per doz.	Price Each
1661	6 in.	Blue Temper	3½ lbs.	$1.70
1671	Same without cutter		3½ lbs.	1.50
1662	6 in.	Polished Steel	3½ lbs.	1.90
1672	Same without cutter		3½ lbs.	1.65

Also Furnished in K Brand.

LONG NOSE SIDE-CUTTING CHAIN PLIERS

The long slender jaws are milled inside, and the side-cutters are built to cut. An easy operating plier with sturdy joint.

No.	Length	Finish	Wt. per doz.	Price Each
1681	6 in.	Blue Temper	3¾ lbs.	1.75

EXTRA LONG REACH FLAT NOSE PLIERS

The long, flat nose is nicely tapered and beveled. No cutter. Adaptable to all the uses of a flat nose plier with the added feature of an extremely long nose.

No.	Length	Finish	Wt. per doz.	Price Each
1741	6 in.	Blue Temper	3 lbs.	1.60
1751	Same with Cutter		3 lbs.	1.80



FINE ROUND NOSE—EXTRA LONG PLIERS

Specially developed for radio and radio tube work. Long round nose jaws milled on the end. Extensively used by leading manufacturers.

No.	Length	Finish	Wt. per doz.	Price Each
2631	6 in.	Blue Temper	2¾ lbs.	$1.65

EXTRA LONG NOSE PLIERS

Very popular with auto mechanics and repair men. Especially good for radiator repair work and in places difficult to reach. Used on auto ignition work on generators, starters, switch work, etc., and on speedometer repair work. Length of jaw 2¾ in.

No.	Length	Finish	Wt. per doz.	Price Each
1781	7 in.	Blue Temper	3 lbs.	$1.90
1771	Same without Cutter		3 lbs.	1.60
1782	7 in.	Polished Steel	3 lbs.	2.20
1772	Same without cutter		3 lbs.	1.80

LONG NOSE CHAIN PLIERS

Designed for use as a half-round nose, chain nose and flat nose plier. Made without cutter.

No.	Length	Finish	Wt. per doz.	Price Each
1691	6 in.	Blue Temper	2¾ lbs.	1.65

CURVED NEEDLE NOSE PLIERS

Spring tempered, long curved nose pliers for unusual jobs. Used for any awkward job.

No.	Length	Finish	Wt. per doz.	Price Each
1631	5½ in.	Blue Temper	2¼ lbs.	1.85
1632	5½ in.	Polished Steel	2¼ lbs.	2.10

LONG FINE NEEDLE NOSE PLIERS

This pattern is especially made for difficult and odd jobs where no other plier will answer. Especially useful for auto mechanics and vulcanizers. Its capacity for fine work is unusual. The long, fine nose is very carefully tempered.

No.	Length	Finish	Wt. per doz.	Price Each
1621	6 in.	Blue Temper	2¼ lbs.	1.75
1622	6 in.	Polished Steel	2¼ lbs.	1.90

THIS IS ONLY A PARTIAL LISTING OF KRAEUTER TOOLS . . . . SEND FOR CATALOG

Copyright by U. C. P., Inc.

KRAEUTER

The choice of skilled mechanics

OFFSET SCREW DRIVERS

Invaluable for reaching screws in difficult places.

No.	Stock	Length	Wt. per doz.	Price Each
497	1/4 in.	4 1/2 in.	1 lb.	$.55
	3/8 in.	8 in.	3 1/4 lbs.	.65
97	5/16 in.	6 in.	2 3/4 lbs.	.55

STEEL WOOD CHISELS

An exclusive Kraeuter design, with beveled edges and bit, making it easier to operate in heavy wood. The handle is slightly raised to clear the hand when using.

Forged from special chisel steel, perfect temper, highly polished face, side of grip, bevels and bit. Number and size stamped on shank.

No.	Cut	Stock	Length	Weight per Doz.	Price Each
403	5/8 in.	1/2 in.	11 in.	6 lbs.	.70
	3/4 in.	1/2 in.	11 in.	7 lbs.	.77
	1 in.	5/8 in.	11 in.	10 1/2 lbs.	.90
	1 1/4 in.	5/8 in.	11 in.	11 1/2 lbs.	1.00
	1 1/2 in.	3/4 in.	11 in.	15 lbs.	1.10
	2 in.	7/8 in.	12 in.	23 lbs.	1.35

COLD CHISELS

(Sold by Cutting Size)

No. 430—A lower priced trip hammer forged chisel—fine quality steel—well tempered—black finish—polished blade.

Cut	Stock	Length	Weight per Doz.	Price Each
3/16 in.	3/16 in.	5 in.	1/2 lb.	$.24
1/4 in.	1/4 in.	5 in.	3/4 lb.	.24
5/16 in.	5/16 in.	5 in.	1 1/4 lbs.	.24
3/8 in.	3/8 in.	5 in.	1 3/4 lbs.	28
1/2 in.	7/16 in.	6 in.	2 3/4 lbs.	.35
5/8 in.	1/2 in.	6 1/2 in.	4 lbs.	40
3/4 in.	5/8 in.	7 in.	6 lbs.	.50
7/8 in.	3/4 in.	8 in.	11 1/2 lbs.	.65
1 in.	7/8 in.	8 1/2 in.	15 lbs.	.85
1 1/8 in.	1 in.	9 in.	21 lbs.	1.20
1 1/4 in.	1 1/8 in.	9 1/2 in.	30 lbs.	1.50
1/2 in.	7/16 in.	12 in.	6 lbs.	.50
5/8 in.	1/2 in.	12 in.	7 3/4 lbs.	.55
3/4 in.	5/8 in.	12 in.	12 lbs.	.65
7/8 in.	3/4 in.	12 in.	16 1/2 lbs.	.90
1 in.	7/8 in.	12 in.	24 lbs.	1.10
5/8 in.	1/2 in.	18 in.	12 lbs.	.70
3/4 in.	5/8 in.	18 in.	18 lbs.	.90
7/8 in.	3/4 in.	18 in.	26 1/4 lbs.	1.25
1 in.	7/8 in.	18 in.	34 1/4 lbs.	1.65
5/8 in.	1/2 in.	24 in.	16 1/2 lbs.	1.00
3/4 in.	5/8 in.	24 in.	24 lbs.	1.20
7/8 in.	3/4 in.	24 in.	36 lbs.	1.65
1 in.	7/8 in.	24 in.	48 lbs.	2.10
7/8 in.	3/4 in.	30 in.	54 lbs.	1.95
1 in.	7/8 in.	30 in.	63 lbs.	2.40
7/8 in.	3/4 in.	36 in.	73 1/2 lbs.	2.10
1 in.	7/8 in.	36 in.	75 lbs.	2.75

STAR DRILLS

These tools are drop forged from high-carbon steel, oil hardened and oil tempered on both cutting and striking end. The size and number are plainly marked on each drill. The blades have a rounded bevel which gives support to the cutting edge, and permits fast work without splintering or cracking the edge. The flutes are large enough to prevent clogging, and the blades are specially designed for ease in rotating the drill in the hole.

No.	Size Hole		Length	Wt. per Doz.	Price Each
342	1/4	x	8 in.	1 lb.	$.28
	5/16	x	8 in.	1 1/2 lbs.	.31
	3/8	x	8 in.	2 1/4 lbs.	.33
	7/16	x	8 in.	2 1/4 lbs.	.35
	1/2	x	8 in.	3 1/4 lbs.	.37
	9/16	x	8 in.	4 lbs.	.40
	5/8	x	8 in.	4 lbs.	.42
	3/4	x	8 in.	5 1/2 lbs.	.50
	7/8	x	8 in.	8 3/4 lbs.	.57
	1	x	8 in.	11 1/2 lbs.	.70
	1/4	x	12 in.	1 1/2 lbs.	.35
	5/16	x	12 in.	2 1/4 lbs.	.35
	3/8	x	12 in.	3 1/2 lbs.	.37
	7/16	x	12 in.	3 1/2 lbs.	.40
	1/2	x	12 in.	5 lbs.	.45
	9/16	x	12 in.	6 1/2 lbs.	.50
	5/8	x	12 in.	6 1/2 lbs.	.50
	3/4	x	12 in.	8 1/4 lbs.	.60
	7/8	x	12 in.	12 3/4 lbs.	.77
	1	x	12 in.	17 lbs.	.85
	1 1/8	x	12 in.	23 lbs.	1.10
	1 1/4	x	12 in.	29 lbs.	1.30
	1 1/2	x	12 in.	30 1/2 lbs.	2.10
	3/8	x	18 in.	5 1/4 lbs.	.44
	7/16	x	18 in.	5 1/4 lbs.	.50
	1/2	x	18 in.	7 1/2 lbs.	.55
	9/16	x	18 in.	9 1/2 lbs.	.65
	5/8	x	18 in.	9 1/2 lbs.	.65
	3/4	x	18 in.	12 3/4 lbs.	.75
	7/8	x	18 in.	19 lbs.	.90
	1	x	18 in.	26 lbs.	1.10
	1 1/8	x	18 in.	36 lbs.	1.30
	1 1/4	x	18 in.	46 lbs.	1.60
	1 1/2	x	18 in.	47 lbs.	2.35
	1/2	x	24 in.	9 3/4 lbs.	.70
	9/16	x	24 in.	13 lbs.	.75
	5/8	x	24 in.	13 lbs.	.75
	3/4	x	24 in.	16 1/2 lbs.	.85
	7/8	x	24 in.	25 1/2 lbs.	1.00
	1	x	24 in.	36 lbs.	1.20
	1 1/8	x	24 in.	51 lbs.	1.55
	1 1/4	x	24 in.	64 lbs.	1.75
	1 1/2	x	24 in.	66 lbs.	2.65

PIN PUNCHES

(Sold by Point and Length Size)

Accurately machined precision tools made by an improved method which insures perfectly square ends. Number and size stamped on each tool.

No. 291										Price Each
Number	0	1	2	3	4	5	6	7	8	9	
Size	3/16	3/32	1/4	13/64	3/16	11/64	3/32	3/64	1/8	3/32	
Length	4 1/2	4 1/2	4 1/2	4 1/2	4 1/2	4 1/2	4 1/2	4 1/2	4 1/2	4 1/2	.30
	6	6	6	6	6	6	6	5	5	5	.35
	10	10	10	10	10	10	10	9	9	9	.45

* Due to extremely fine points—these sizes are not guaranteed.

OCTAGON CENTER PUNCHES

Black Enameled Body with Polished Bit.

No.	Stock	Length	Wt. per doz.	Price Each
23	5/16 in.	4 1/2 in.	1 lb.	$.28
	3/8 in.	4 1/2 in.	1 3/4 lbs.	.33
	7/16 in.	4 1/2 in.	2 1/8 lbs.	.38
	1/2 in.	4 1/2 in.	2 3/8 lbs.	.45
	9/16 in.	6 in.	1 3/8 lbs.	.33
	5/8 in.	6 in.	2 lbs.	.38
	7/16 in.	6 in.	2 3/4 lbs.	.45
	1/2 in.	6 in.	3 1/2 lbs.	.50

OCTAGON PRICK PUNCHES

Black Enameled Body with Polished Bit.

No.	Stock	Length	Wt. per doz.	Price Each
24	3/16 in.	4 1/2 in.	1 lb.	.28
	5/8 in.	4 1/2 in.	1 1/2 lbs.	.33
	7/16 in.	4 1/2 in.	2 1/8 lbs.	.38
	Long Slender Pattern			
24	3/8 in.	6 in.	1 3/8 lbs.	.33
	5/8 in.	6 in.	2 lbs.	.38
	7/16 in.	6 in.	2 3/4 lbs.	.45
	1/2 in.	6 in.	3 1/2 lbs.	.50
25	3/8 in.	6 in.	2 lbs.	.38

WOOD FLOOR CHISELS

Thin Blade

Used by electricians, plumbers and other workmen for taking up floor boards without damage.

Forged from special chisel steel—perfectly hardened—spring tempered.

Blade is ground thin, with sharp edge, and extremely gradual bevel.

No.	Width of Blade	Length	Wt. per doz.	Price Each
333	2 in.	8 in.	10 1/4 lbs.	1.75
	2 1/2 in.	8 in.	10 3/4 lbs.	1.75
	3 in.	8 in.	11 lbs.	1.75
	2 in.	12 in.	14 1/4 lbs.	1.75
	2 1/2 in.	12 in.	15 3/4 lbs.	1.75
	3 in.	12 in.	16 lbs.	1.75

THIS IS ONLY A PARTIAL LISTING OF KRAEUTER TOOLS . . . . SEND FOR CATALOG

Copyright by U. C. P., Inc.

TOOLS

De Luxe

With Lumarith SUPER-GRIP Handles, Substantially Non-Inflammable

CHROME NICKEL MOLYBDENUM BLADES

Blade Length	Blade Diameter	Weight Per Dozen	No.	List, Each
4"	1/4"	2 1/4 lbs.	R144	$1.15
6"	1/4"	2 3/4 lbs.	R146	1.25
6"	5/16"	4 lbs.	R5166	1.55
8"	5/16"	4 3/4 lbs.	R5168	1.75

Electric or Radio

Blade Length	Blade Diameter	Weight Per Dozen	No.	List, Each
4 1/2"	3/16"	1 1/4 lbs.	R412	$ .95
6 1/2"	3/16"	1 1/2 lbs.	R612	1.05
8 1/2"	3/16"	2 3/8 lbs.	R812	1.25
10 1/2"	3/16"	2 5/8 lbs.	R1012	1.55

MINIATURE—Magnetized

No. 1620. Twelve miniature de luxe screw drivers mounted on display card; each with pocket clip. Four each of 1 1/2", 2 1/4" and 3 1/4" with 1/8" round blades. Weight per doz. cards, 9 lbs. List per card **$3.75**

SUPER-GRIP

No. F215—Mochinists' Type

BLADE THROUGH HANDLE

Steel bushing welded on blade.

U. S. Pat. No. 2,016,733

Blade Length	Blade Diameter	Weight Per Dozen	No.	List, Each
4"	1/4"	2 1/2 lbs.	F215	$ .45
6"	1/4"	2 3/4 lbs.	F215	.50
6"	5/16"	4 1/2 lbs.	F215	.65
8"	3/8"	7 3/4 lbs.	F215	.75
10"	3/8"	8 lbs.	F215	.95
12"	3/8"	9 lbs.	F215	1.15

No. F216—Electric or Radio—Wood Handle

Blade Length	Blade Diameter	Weight Per Dozen	No.	List, Each
4 1/2"	3/16"	1 1/4 lbs.	F216	$ .25
6 1/2"	3/16"	1 1/2 lbs.	F216	.30
8 1/2"	7/32"	2 lbs.	F216	.50
10 1/2"	7/32"	3 1/4 lbs.	F216	.65
12 1/2"	7/32"	3 3/4 lbs.	F216	.80

THORITE

Thorite insulated handles, molded under heavy pressure, on tool steel blades. Hexagon guard prevents fingers slipping on blade in electrical work.

Patent No. 1,979,460

No. W120—Mochinists' Type

Blade Length	Blade Diameter	Weight Per Dozen	No.	List, Each
3"	3/16"	1 3/4 lbs.	W120	$ .30
4"	1/4"	2 1/2 lbs.	W120	.40
5"	5/32"	3 lbs.	W120	.45
6"	5/16"	4 3/4 lbs.	W120	.55

No. W220—Electric or Radio

Blade Length	Blade Diameter	Weight Per Dozen	No.	List, Each
3 1/2"	3/16"	1 1/2 lbs.	W220	$ .30
4 1/2"	3/16"	2 lbs.	W220	.40
6 1/2"	3/16"	2 1/2 lbs.	W220	.50
8 1/2"	3/16"	3 lbs.	W220	.65

No. W2201—Electric or Radio

INSULATED BLADE

Blade Length	Blade Diameter	Weight Per Dozen	No.	List, Each
4 1/2"	3/16"	2 lbs.	W2201	$ .45
6 1/2"	3/16"	2 1/2 lbs.	W2201	.55
8 1/2"	3/16"	3 lbs.	W2201	.70

No. W620—Miniature Display



Magnetized

No. W620. Twelve miniature Whale black thorite handle screw drivers mounted on card, each with pocket clip. Four each 1 1/2" 2 1/4" and 3 1/4" lengths. Weight per dozen cards, 9 lbs. List per card **$1.50**

Copyright by U C P Inc

TOOLS

Hack Saw Frames



No. 61. An excellent frame for the electrician and radio mechanic. Steel tail piece molded in checkered composition handle. Reinforced back gives additional strength. Adjustable for 8" to 12" blades; blade may be faced in four directions. Nickel-plated stock .165" x 5/8"; depth 3 1/8"; complete with 10" blade. One in a box. Weight per dozen, 17 lbs. List each **$1.25**

No. 155B. Horizontal frame with black hardwood handle; has wing nut blade adjustment. Reinforced back. Adjustable for 8" to 12" blades; blade may be faced in four directions. Nickel-plated stock .165" x 5/8"; with blade. One in a box. Weight per dozen, 11 lbs. List each ..... **$.50**

Tom Thumb

No. 3. The "Tom Thumb" frame—sold all over the world. The handiest and most compact saw obtainable. Made of nickel-plated 1/4" steel wire. With No. 270 blade. One dozen in a box. Weight per dozen, 2 1/2 lbs. List each ..... **$.20**

Keyhole Saws

No. F33. Pistol grip, and a thumb rest, gives a firm hold; nicely finished in silver and black lacquer; 7 1/2" interchangeable, 18-tooth hack saw blade, No. F33B flexible back, cuts all metals, all woods, plaster, wall board, conduit, etc. One on a card, one dozen cards in a box. Weight per dozen, 3 lbs. List each ..... **$.30**

Hack Saw Blades

Flexible Hand Blades

Made especially for rough usage. Recommended for Automotive Mechanics, Plumbers and Electricians for use on mild steel, pipe, tubing, BX cable, conduit, etc. Made of tungsten alloy steel.

Number	List per Dozen	Length	Width	Thickness	Teeth Per in.	Weight per Gross lbs. ozs.
1024F	$ .95	10"	1/2"	.025	24	5 — 13
1032F	.95	10"	1/2"	.025	32	5 — 13

Hack Saw Blades

Tom Thumb Blades

No. 270. Pin type, for Tom Thumb frame, and other frames of this type; 5 3/4" long, 1/4" wide, .015 thick. 32 teeth. Packed one gross in a box. Weight per gross, 1 lb. List per dozen ..... **$.75**

Keyhole Hack Saw Blades

No. F33B. For No. F33 Keyhole Hack Saw, and saws of this type: flexible, 7 1/2" long, 3/4" wide at heel, 3/16" wide at point, .032 thick, 18 teeth. Packed one dozen in a bundle, one gross in a box. Weight per gross, 5 3/4 lbs. List per dozen **$1.80**

Spiral Screw Drivers

A Quality Tool—Does Everything

Popular in Price

The useless, expensive, reversible feature has been eliminated—reducing cost. It is impractical to push against a screw coming out.

Automatic screw drivers are used rigid to take out screws. The Whale is made rigid by holding the chuck in left hand, turning the handle toward you with the right hand.

FAST! — LIGHT! — STRONG!

No. W71. Length extended with bit 14 3/4"; closed 9"; complete with one bit. Each stroke turns screw 2 1/2 times. Packed one in a box. List, each **$1.25**

No. W81. Length extended, with bit 21", closed 13 1/4" complete with two bits. Each stroke turns screw 5 times. Packed one in a box. List, each **$1.90**

No. W91. Length extended, with bit 24"; closed 15 1/2"; complete with three bits. Each stroke turns screw 4 1/2 times. Packed one in a box. List, each **$2.50**

Copyright by U.C.P. Inc.

DRAKE RADIO IRONS

60 WATT IRON WITH 3/8" TIP

An excellent iron for light work. Highest quality Nichrome wire used in porcelain element. Equipped with 6 ft. heater cord, rubber plug and small stand. Gun metal finish.

No. 315 . . . . . List $1.20 **Net Price $ .72**
Element — List $0.50 Net $ .30 **Tip** — List $0.50 Net $ .30
Net Weight 1 lb.

65 WATT IRON WITH 1/4" TIP

An excellent iron for light work and tight corners. Highest quality Nichrome wire wound on amber mica. Complete with 6 ft. heater cord, rubber plug and small stand. Gun metal finish.

No. 317 . . . . List $2.25 **Net Price $1.35**
Element — List $1.30 Net $ .78 **Tip** — List $0.40 Net $0.24
Net Weight 1 lb.

100 WATT IRON WITH 3/8" TIP

SAME DESIGN AS No. 317

Recommended for the radio amateur. Highest quality Nichrome wire wound on amber mica. Complete with 6 ft. heater cord, rubber plug and small stand. Gun metal finish.

No. 320 . . . . . List $3.00 **Net Price $1.80**
Element — List $1.50 Net $ .90 **Tip** — List $0.50 Net $ .30
Net Weight 1 1/2 lbs.

125 WATT IRON WITH 3/8" TIP

Recommended for the experimenter who desires an extra hot iron. Highest quality Nichrom wire wound on amber mica. Complete with 6 ft. heater cord, rubber plug and small stand. Gun metal finish.

No. 321 . . . . . List $4.15 **Net Price $2.49**
Element — List $1.50 Net $0.90 **Tip** — List $0.50 Net $ .30
Net Weight 2 lbs.

150 WATT IRON WITH 1/2" TIP

SAME DESIGN AS No. 321

Recommended for light medium work such as chassis spotting. Highest quality Nichrome wire wound on amber mica. Complete with 6 ft. heater cord, rubber plug and small stand. Gun metal finish.

No. 322 . . . . . List $5.00 **Net Price $3.00**
Element — List $2.50 Net $1.50 **Tip** — List $0.60 Net $0.36
Net Weight 2 lbs.

60 WATT IRON WITH 1/4" TIP

An Extra Small Iron for Midget Sets

Highest quality Nichrome wire wound on amber mica. Complete with 6 ft. heater cord, rubber plug and No. 12 "Magic Cup" stand. Fully nickel plated.

No. 400 . . . . . List $4.50 **Net Price $2.70**
Element — List $2.00 Net $1.20 **Tip** — List $0.40 Net $ .24
Net Weight 2 lbs.

80 WATT IRON WITH 3/8" TIP

Recommended for light radio work. Highest quality Nichrome wire wound on amber mica. Complete with 6 ft. heater cord, rubber plug and No. 12 "Magic Cup" Stand. Fully nickel plated.

No. 225 . . . . . List $3.50 **Net Price $2.10**
Element — List $2.00 Net $1.20 **Tip** — List $0.50 Net $ .30
Net Weight 1 1/2 lbs.

100 WATT IRON WITH 3/8" TIP

SAME DESIGN AS No. 225

Recommended for general radio work. Highest quality Nichrome wire wound on amber mica. Complete with 6 ft. heater cord, rubber plug and No. 12 "Magic Cup" Stand. Fully nickel plated.

No. 325 . . . . . List $4.15 **Net Price $2.49**
Element — List $2.50 Net $1.50 **Tip** — List $0.50 Net $ .30
Net Weight 1 1/2 lbs.

125 WATT IRON WITH 3/8" TIP

AN EXTRA HOT IRON FOR SERVICE MEN. Highest quality Nichrome wire wound on amber mica. Complete with 6 ft. heater cord, rubber plug and No. 12 "Magic Cup" Stand. Fully nickel plated.

No. 325 Special . . . . . List $5.00 **Net $3.00**
Element — List $2.50 Net $1.50 **Tip** — List $0.50 Net $ .30
Net Weight 2 lbs.

200 WATT IRON WITH 5/8" TIP

SAME DESIGN AS No. 325 SPECIAL

Recommended for medium heavy work. Highest quality Nichrome wire wound on amber mica. Complete with 6 ft. heater cord, rubber plug and No. 10 Stand. Fully nickel plated.

No. 425 . . . . . List $8.25 **Net Price $4.95**
Element — List $3.50 Net $2.10 **Tip** — List $0.80 Net $ .48
Net Weight 2 lbs.

Copyright by U. C. P., Inc.

DRAKE Industrial IRONS

80 WATT IRON WITH 3/8" TIP

Recommended for fine instruments, light telephone and other light soldering.

No. 450 . . . . . List $4.50 **Net Price $3.17**

Element — List $2.50 **Net $1.87** **Tip** — List $0.50 **Net $ .37**

Net Weight 1½ lbs.

100 WATT IRON WITH 3/8" TIP

Same design as No. 450

For switchboards, radio and other light soldering.

No. 600 . . . . . List $6.00 **Net Price $4.50**

Element — List $2.75 **Net $2.06** **Tip** — List $0.50 **Net $ .37**

Net Weight 2 lbs.

100 WATT IRON WITH 3/8" TIP

ONLY 10" OVERALL

Designed for same class of work as our No. 600.

No. 600-10 . . . . . List $6.50 **Net Price $4.87**

Element — List $2.75 **Net $2.06** **Tip** — List $0.50 **Net $ .37**

Net Weight 2 lbs.

Speed up production with the

No. 600 SPECIAL

Same design as our No. 600-10

A 140 WATT IRON WITH 3/8" TIP

Recommended for high speed work on radio sets.

No. 600 SPECIAL, List $7.00; **Net Price $5.25**

Element — List $3.00 **Net $2.25** **Tip** — List $0.50 **Net $ .37**

Net Weight 2 lbs.

The elements of all Drake Industrial Soldering Irons are wound on high grade amber mica with Driver Harris Nichrome 5 and come complete with 10,000 cycle heater cord, rubber plug and "Magic Cup" stand.

You Carry a Spare Tire—

WHY NOT A SPARE SOLDERING IRON?

DRAKE No. 3 "MIDGET"

A 40 watt iron with ½" tip complete with container for convenient storage in your tool kit.

No. 3 Midget . . . . . **YOUR PRICE $0.75**

DRAKE "MAGIC CUP" SOLDERING STAND

The most practical soldering stand ever devised. A twist of the wrist and all oxide disappears. Furnished with all Drake Irons shown on this catalog sheet, with the exception of Nos. 3, 315, 317, 320, 321, 322 and 425 irons.

No. 12 . . . . . List $0.50 **Net Price $0.38**

DOUBLE THE LIFE OF YOUR IRON
with the

DRAKE VARIABLE HEAT CONTROL

KEEPS YOUR TIP PROPERLY TINNED

•

PAYS FOR ITSELF WITHIN A SHORT TIME

With this control you can keep your iron warm at low cost. A flip of the switch and the iron is ready for use in a few moments. For use with any Soldering Iron not exceeding 150 Watts Input. 115 Volts A. C. or D. C. only.

No. 300, without hood List $4.00 **Net $2.40**
No. 300-H, with hood List 4.50 **Net 2.70**

Net weight 3 lbs.

Copyright by U. C. P., Inc.

GENERAL G-C CEMENT — Radio Cements - Paints

RADIO SERVICE SOLVENT

"Cleans and Dissolves"

Specially prepared for loosening cement on speaker cones, etc. Is also used as a thinner for G-C Service Cement.

No.		Net Price
312	2 oz. bottle	$0.21
314	4 oz. bottle	.30
316	6 oz. economy bottle	.39
318	8 oz. economy bottle	.45
3116	1 pt. economy bottle	.75

RADIO SERVICE CEMENT

The Best Cement for Speaker and Radio Work. Especially suitable for cementing replacement cones and repairing rattling and torn cones. Also used on glass, to seal adjustments, hold wires in place, etc. Dependable, Vibration-Proof, Waterproof, and Fast-Drying.

No.		Net Price
302	2 oz. bottle, brush attached to cap	$0.30
304	4 oz. economy bottle	.54
306	6 oz. economy bottle	.75
308	8 oz. economy bottle	.96
3016	1 pt. bottle	1.80

FILM SPLICING CEMENT

High quality fast drying Cement specially prepared for splicing movie camera film.

No.	Net Price
331—1 oz. size	$0.15
332—2 oz. size	.27

BAKELITE CEMENT

Prepared for cementing Bakelite to Bakelite or Bakelite to other materials. Useful for broken knobs, molded cabinets, etc.

No.	Net Price
322—2 oz. bot.	$.21
328—Half Pint	.66
3216—Pint	1.20

CEMENT & SOLVENT KIT

Kit consists of 1 bottle of our famous Service Cement and 1 bottle of Service Solvent. Handy Kit to carry with you.

No.	Net Price
343	$0.30

SPEAKER REPAIR CEMENT IN TUBES

This is our regular service cement put up in a handy tube. Makes a good, general-purpose, waterproof glue. Also useful for speakers, cones, coils, etc.

No.	Net Price
342	$0.25

TOUCH-UP COLOR CODING KIT

Kit of brilliant enamels for coding parts, resistors, coils, etc. Also for touching up and improving appearance of equipment. Colors: Red, Green, Blue, and Yellow. Solvent and brushes included.

No.	Net Price
675	$0.30

R.M.A. COLOR CODING KIT

Complete Kit of all of the standard RMA colors: Black, Brown, Red, Orange, Yellow, Green, Blue, Purple, Grey and White. All colors are brilliantly alive. Brushes furnished and RMA color chart is on box. Kit is necessary for complete color coding of parts.



No.	Net Price
677	$0.54

DIAL LITE COLORING

Long lasting coloring for multicolored dials. Instant drying. Bright colors of Red, Green, Blue, Amber, Purple, and Solvent. Earn extra money by selling colored dial lites. Dress up those old sets.

No.	Net Price
666—6 bots	.36
665—5 bots. no purple	.30
661—Bot. of any color	.06
6616—Pint of any color	.90

FROST-X

Provides a frost-like finish that is used for covering window-glass for privacy and to eliminate sun glare. Also is a desirable decorative finish for test equipment, mirrors, vases, etc. Easy to apply.

No.	Net Price
682—⅛ pt. bottle	$0.21
684—¼ pt. can	.39
688—½ pt. can	.63
6816—Pint can	1.20
6832—Quart can	1.80

KROME KOAT ALUMINUM PAINT

Fast drying ready mixed Aluminum Paint. Leaves Chrome-like finish. For P. A. equipment, speakers, poles, chassis, towers, etc.

No.	Net Price
612—⅛ pt.	$0.15
614—¼ pt.	.27
618—½ pt.	.48
6116—Pint	.90
6132—Quart	1.35
61-G—Gallon	3.90

RUF KOAT AIR DRY WRINKLE VARNISH

The only finish that will Air Dry and give you a professional wrinkle job without baking. It is the same finish as is employed by manufacturers on P. A. Equipment, Chassis, Panels, and Racks. Easy to use. Don't experiment — use the best.

Colors: Black, Gray, Brown, Green, Red and Blue—(Specify Color)

No.	Net Price
602—⅛ pt.	$0.24
604—¼ pt.	.42
608—½ pt.	.66
6016—Pint	1.20

KRYSTAL KOAT CRYSTALLIZING LACQUER

The famous GC Krystal Koat lacquer. Strictly Air-Drying; forms beautiful floral pattern when dry. For chassis, panels, etc. Can be used on metal, wood or paper. Colors: Black, Gray, Brown, Green, Blue, Red. Specify color.

No.	Net Price
632—⅛ pt.	$0.21
634—¼ pt.	.39
638—½ pt	.63
6316—Pint	1.20

NOTE: Impenetro Sealer must be used for undercoat when Krystal Koat is applied over other finishes. Same price as black.

TELEPHONE BLACK & GRAY

High grade enamel that covers well and dries fast. Black will produce an ebony black finish that is so familiar on telephone devices. Gray is a pleasing shade. Excellent for panel work and parts. Specify color.

No.	Net Price
622—⅛ pt.	$ .21
628—½ pt.	.63
6216—Pint	1.20

DECORATIVE ENAMELS

High quality Enamels for all purposes. High Gloss. Supplied in Black, Red, Brown, Green, Blue, Yellow, Ivory and White. Specify color desired.

No.	Net Price
652—⅛ pt. All colors	$0.15
654—¼ pt. All colors	.27
658—½ pt. All colors	.51
6516—Pint. All colors	.96
6532—Quart. All colors	1.80

HANDY POCKET TOOL CASE

Wallet type pocket tool case; fits in the hip pocket. Will hold necessary tools required on job. Saves your pockets and the tools. Made of Genuine Leather.

No.	Net Price
703	$0.60

FIBRELOID SPEAKER SHIMS

Handy tool for centering voice coils. Kit consists of 5 sizes of specially flexible and tough celluloid shims put up in gold-lettered snap case. Sizes marked — 20 shims to kit.

No.	Net Price
702	$0.36

SWEDISH STEEL SPEAKER SHIMS

The best shims for centering voice coils. With steel shims adjustments can be made in a few minutes. Made of Swedish Steel, these are very flexible — a permanent tool. Kit consists of 4 sizes, put up in gold-lettered snap case. 16 shims to kit.

No.	Net Price
701	$0.39

GENERAL G-C CEMENT Service Aids - Tools

Sky-Ranger Indoor Aerial

A New Aerial Eliminator that really works. Can be used with any radio. Very high grade in appearance and performance. Sells on sight. Improves reception. It can be quickly installed by anyone.

No.	Net Price
1400	$0.60

(Selling Price $1.00)

RADIO REPAIR LITE

Light where you want it—
110v. AC or DC

Just the light for Service work in the field. Lights up those hard-to-see corners in Chassis and Refrigerators. Handy for coloring dial lite bulbs. Dip bulb in coloring and job is done.

No.	Net Price
705	$0.75

NE-O-LITE TESTER

Handy, inexpensive Ne-O-Lite tester that every Radio Man should have for testing A.C. Lines, polarity of A.C. or D.C., testing for blown fuses, tracing ground line in A.C., as a R.F. indicator Spark Plug tester and 101 other uses. Can be used on 60 V. A.C. to 500 V. A.C. or D.C.

No.	Net Price
706	$0.60

RADIO CLAMP LAMP

Good light is important and the Clamp Lamp is just the thing. You can clamp it onto chassis or radio cabinet and get light where you want it. Handy to carry with you.

No.	Net Price
708	$0.99

RUBR-SHIM

Made of Sponge Rubber, adhesive one side, sticks to anything. For rims of radio speakers, chassis, vibrators, condensers, refrigerators, etc. Prevents rattles and vibration.

No.	Net Price
1080—5/32", 10 ft. roll	$0.27
1081—1/16", 10 ft. roll	.30
1082—1/8", 10 ft. roll	.39
1083—5/32", 50 ft. roll	1.20
1084—1/8", 50 ft. roll	1.35
1085—1/16", 50 ft. roll	1.50

11-PIECE RADIO SOCKET SET

Eleven pieces, 1/4" hexagon drive, put up in convenient crystal enameled steel case, as follows: 6 1/2" Wood Grip Screw Driver Handle, 4" L Handle, 3 3/4" Extension adapter, 1/4", 5/16", 3/8", 7/16", 1/2" Hex. Sockets, 3/8" Round Knurled Socket, and 1/4", and 5/16" Square Sockets.

No.	Net Price
713	$1.05

8-PIECE VEST POCKET SOCKET SET

The smallest, though most complete, and practical 8-Piece Socket Wrench set on the market. An outstanding value. Seven sockets, 1/4", 5/16", 11/32", 3/8", 7/16" Hex., 3/8" Round Knurled, 1/4" Square and 4" L Handle with two friction balls, in Baked Enamel Box.

No.	Net Price
712	$0.45

No-Metal Hex-Wrench

Hard, black fibre trimmer wrench with 1/4" hex broaching through it. If ends wear, they can be easily cut to provide a good-as-new wrench.

No.	Net Price
730—6" long	$0.12
731—8" long	.15
732—12" long	.21

INSULATED HEX WRENCH & SCREW DRIVER

Combination hex wrench and insulated screw driver. The screwdriver may be extended from handle to provide extra long length.

No.	Net Price
735 extends from 7-13"	$0.39
736 extends from 11-17"	.51

Escutcheon Plate Screws

Bronze plated wood screws such as are used for attaching escutcheon plates to cabinets.

No.	Net Price
1090—Assortment of 100 in a jar	$.27
1091—No. 1—1/4" length, per doz. in envelope	.06
1092—No. 1—3/8" length, per doz. in envelope	.06
1093—No. 2—3/8" length, per doz. in envelope	.06

Ornamental Head Screws

A Rosette head, statuary Bronze head screw. 5/16" head with a 6-32 thread.

No.	Net Price
1095—Assortment of 50 in a jar	$.30
1096—Assortment of 100 in a jar	.45
1097—3/4" length, per dozen	.06
1098—1" length, per dozen	.07
1099—1 1/4" length, per dozen	.09

Insulated Bell Staples

Saddle type insulated staples for holding wires in place and out of the way.

No.	Net Price
1701—No. 1 size (3/16" x 1/2"). Box of 50	$.09
1702—No. 1 size (3/16" x 1/2"), Box of 100	.15
1703—No. 5 size (1/4" x 5/8"). Box of 50	.09
1704—No. 5 size (1/4" x 5/8"). Box of 100	.15

Solder Lug Assortment

An assortment of 100 of the most necessary soldering lugs needed by the Radio Man. "Ham", or experimenter. Lugs are tinned, and neatly stamped.

No.	Net Price
1020	$.27

RADIO BENCH LAMP

Practical Bench Lamp specially made for Radio Work. Flexible arm can be adjusted to any position. Lamp is high enough so it can be used over radio chassis. Base has compartments for screws, knobs, and parts—a special feature in itself! This lamp will save your light bill and your eyes. Eliminates glare—a 25-watt lamp will give better light than a 100-watt over head.

No.	Net Price
707	$1.95

SERVICE BENCH STOOLS

Comfortable Chairs for Radio Repairs

A practical chair or stool has a definite place in the service shop. Every bench should have a good stool for comfortable seating. Stools are made extra strong and will last a life time. They are all double riveted, have wood seats, and 403 Series have wood back rests.

No.	Net Price
401—Steel Stool—wood seat, 24" high	$4.05
401-A—Steel Stool—wood seat, 26" high	4.35
401-C—Steel Stool—wood seat, 30" high	4.75
403—Chair same as 401 but with back rest, 24" high	6.05
403-A—Chair same as 402 but with back rest, 26" high	6.35
403-C—Chair same as 401 but with back rest, 30" high	6.75

(30" stools have turned out foot rest)

Brass & Fibre Shafting Rods

No.	Net Price
715—1/4"x6" Fibre	$0.12
716—1/4"x1' Fibre	.24
717—3/8"x6" Fibre	.15
718—3/8"x1' Fibre	.30
719—1/4"x6" Brass	.09
720—1/4"x1' Brass	.18
721—3/8"x6" Brass	.15
722—3/8"x1' Brass	.30

Screw Type Chassis Felt Feet

No.	Diam.	Net Price per doz.
1086	1/2", wood screw	$0.27
1087	1/2", 6-32 screw	.27
1088	3/4", wood screw	.30
1089	3/4", 10-32 screw	.30

No-metal Insul. Adjustment Screw Driver

Made of Black Bone fibre. Indispensable for aligning all-wave sets. Will give long service. Ends can be re-ground.

No.	Net Price
714—7" long	$0.21

Felt & Rubber Bumpers

Used on the bottoms of radios and appliances.

Felt Pads

No.	Net Price
1070—50 in env.	$.18
1071—100 in env.	.30

Rubber Tack Bumpers

1075—10 in env.	.09
1076—25 in env.	.21
1077—Per hund.	.66

Snap Button Hole Plugs

The plug so popular on many sets to seal adjustments, cover holes, etc. Will fit in any material up to 1/16" thick.

No.	Net Price
1710—50 assorted plugs in box	$1.20
1711—3/8" hole dia., per 10	.15
1712—1/2" hole dia., per 10	.21
1713—5/8" hole dia., per 10	.24
1714—3/4" hole dia., per 10	.24
1715—1 1/4" hole dia., per 10	.42

Snap-in Trimounts

"Take the Place of Screws"

The new fastener used on all of the latest sets. Trimounts are used to fasten dial scales, etc. to the radio chassis and also to hold the new built in antennas to the chassis or plastic cabinet. These are often lost while working on the set. Have a stock of replacements on hand.

No.	Net Price
1720—100 assorted types (4 sizes)	$.45
1721—100 Small	.42
1722—100 Medium	.42
1723—100 Large	.45
1724—100 Extra Large	.45

NET

GENERAL GC CEMENT

Radio Chemicals

LUBE-REX

"Prevents Corrosion"

The best contact cleaner on the market. Fine for attenuators, push button switches, all wave switches, contacts, etc. Cleans contacts and prevents corrosion. The only acceptable lubricant for Philco Mystery controls. Moisture repellent and and rust preventing—fine for use on locks, fishing reels, guns, dial mechanisms, phonograph equipment, etc. Is especially desirable since it clings to the metal.

No.	Net Price
1209	$0.21
2 oz. bottle	

Radio Chassis Cleaner

Make extra money by returning your customer's set thoroughly cleaned from dirt, grease and grime. Chassis Cleaner cleans Radio Chassis, Panels, Test Equipment, etc., without injuring the surface. Buy in gallon quantities and save.

No.	Net Price
1238	$0.30
8 oz. bottle	
12316	.45
16 oz. bottle	
123½G	.90
½ gallon can	
123-1G	1.35
gallon can	

KRAK FILLER

Fills holes and cracks in wood. Use on cabinets, panels, floors, furniture, etc. Easy to mix and apply. Dries very hard.

No.	Net Price
1215	$0.15

Plastic Iron Cement

New filling compound for use in metals. Fills holes, patches, broken and cracked metal articles.

No.	Net Price
1217	$0.15

Cabinet Repair Glue

A glue specially for use in cabinet repair work. This glue will not cut the finish on the cabinet. A high quality, fast drying glue. Non-better.

No.	Net Price
394	$0.21
4 oz. bottle	
396	.39
½ pint can	

PARA WAX

A clear moisture-free paraffine-type wax especially suitable for radio parts. Is used to fill in and seal condensers, transformers, parts, etc. that must be protected from moisture. Simply melt and apply.

No.	Net Price
5816	$0.27
Pint can	

MICROPHONE CARBON GRANULES

Finest grade, polished carbon. No ash content, so can stand high currents without burning. Enough for several double button Microphones. 3 types.

No.	Net Price
1281—No. 100 size—highest sensitivity, best quality reproduction, but packs easily	$.45
1282—No. 80 size—Best for general purpose work. Good quality reproduction and does not easily pack	.45
1283—No. 60 size—Best for hard use—sound trucks, etc. Fair quality reproduction less packing	.45

NON-STICK IRON TIP COMPOUND

A new development. Prevents iron tips from burning into soldering irons. Saves tips and irons.

No.	Net Price
1201—2 oz. bottle	$0.21

GC SOLDERING PASTE

High quality non-corrosive paste for radio work.

No.	Net Price
1207—2 oz. can	$0.09

Cabinet Sound Deadener

Eliminates undesirable cabinet resonance. Product easily applied, simply paint on the inside of the tone chamber or cabinet. Try this on your sound equipment or to improve the tone quality for that fussy customer.

No.	Net Price
574	$0.21
¼ pint	
578	.39
½ pint	
5716	.72
Pint	
5732	1.20
Quart	

PLASTIC SOLDER

A high grade solder compound you can melt with a match. Contains everything necessary to solder. Merely apply on the joint and heat. Especially desirable for antenna work, etc., where soldering has previously been difficult because you could not use your electric iron. Goes further than solder. Strong and non-corrosive.

No.	Net Price
428	$0.60
½ pound jar	
4216	1.05
Pound can	
4232	1.95
2 pound can	

Insulating & Dipping Varnish

Clear Amber Insulating Varnish for noisy or buzzing transformers, chokes, field coils, etc. Requires no baking—air dries.

No.	Net Price
562	$0.15
2 oz. bottle	
564	.27
4 oz. can	
568	.45
½ Pint can	
5616	.75
Pint can	

CONTACT & ATTENUATOR SERVICE KIT

"Eliminates Noise . . . . . Prevents Corrosion"

Ideal kit for cleaning noisy attenuators, tuners, all - wave switches, variable contacts, etc. Consists of special contact cleaner and special corrosion-resistant lubricant. With this Kit you can easily clean those noisy controls and 9 times out of 10 without dismantling the chassis or control unit. It will pay to use this Kit.

No.	Net Price
777—Kit	$0.60

Contact & Crystal Cleaner

Specially prepared for cleaning contacts and crystals. Cleans easily and will not injure delicate parts, crystals, etc. "Hams" and Radio Men will appreciate this item.

No.	Net Price
1272—2 oz. bott.	$.12
1274—4 oz. bott.	.21
1278—8 oz. bott.	.36
12716—Pint bott.	.66

RADIO DIAL OIL

Special oil for lubricating dial mechanisms. Treated with graphite to assure effective lubrication. You need this for the new complicated dials.

No.	Net Price
1245—4 oz. Can with Spout	$.15

GRAFOLINE

Specially made for noisy controls, switches, and wire wound controls. Will eliminate noises on controls and contacts and on tube prongs.

No.	Net Price
1202—2 oz bottle	$0.15

CARBON-X

"For Noisy Carbon Controls"

Here is an item every Service Man has been looking for. A practical method to touch up those worn and noisy spots on carbon volume controls. You simply apply CARBON-X over the bad spots and the job is done. When you cannot sell a replacement control you can do the job with Carbon-X.

CARBON-X is an electrical conductor

No.	Net Price
1204—1 oz. bottle	$0.24
1205—2 oz. bottle	.36

Q-DOPE

"Made from Polystyrene"

New Ultra Low Loss Compound that is recommended for high frequency work. Absolutely no loss in Q—fast-drying—maintains coil characteristics.

No.	Net Price
372—2 oz. bot.	$0.21
378—½ pt. can	.63
3716—Pint can	1.20
Special Thinner	
412—2 oz. bot.	.15

LIQUIDOPE

"Genuine All-Wave Coil Dope"

Ideal coil dope for all-wave coil windings. Clear and fast - drying. Gives coils a tough protective film that insures firmness and prevents characteristic changes due to weather.

No.	Net Price
362—2 oz. bot.	$0.21
368—½ pt. can	.63
3616—Pint can	1.20

RADIO CHASSIS JACKS

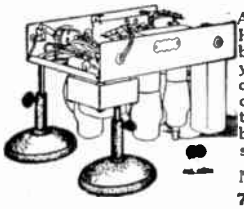

A practical tool for the Radio Bench. Have you ever tried to prop up a set with boxes, old parts, etc.? If you have, then you will appreciate these Jacks. They are quickly adjustable to fit any set, and can be used in any place. Made of metal, they will find a permanent place on your bench and will more than pay for themselves in time saved.

No.	Net Price
711—Per pair	$0.75

RADIO CHEMICAL KIT

A complete kit of 8 chemical necessities in a neat leatherette pocket case. The kit makes it easy for the Serviceman to always have his chemical needs with him on the job. Includes the following 8 necessities: Service Cement, Rubber Drive Cement, Carbon-X, Grafoline, Scratch Polish, Non Slip Compound, Dial Oil, and Contact Cleaner. A handy applicator is attached to the cap of each container to make it easy to use. Servicemen should have this kit with them for every outside call.

No.	Net Price
999—Radio Chemical Kit	$1.05
Any type refill for Kit	.12

GENERAL G-C CEMENT

Switches - Insulation - Tape Plugs - Grommets - Tubing

GC Toggle Switches

High grade switches specially made for controlling Radio Sets, Small Motors, etc. The best switches made for the purpose. Underwriters approved. Rated at 3 amps, 125 volts. Made by H & H for G-C. Available in statuary bronze or nickel plated finish.

No.	Description	Shank Length	Net Price
1300	S.P.S.T.	½"	$0.24
1301	S.P.S.T.	1"	.27
1302	S.P.D.T.	½"	.33
1303	S.P.D.T.	1"	.36
1304	D.P.S.T.	½"	.45
1305	D.P.S.T.	1"	.48
1306	D.P.D.T.	½"	.51
1307	D.P.D.T.	1"	.54

Toggle Switch Off-On Plate

Fits toggle type switches Nickel or Bronze

No. 1329 ..... Net Price $0.02

GC Rotary Switches

Best grade rotary switches specially made for replacements, or construction of new apparatus. Underwriters approved. Rated at 3 amps. 125 volts. Made by H & H for G-C. Shafts 1½" long.

No.	Description	Shank Length	Net Price
1320	S.P.S.T.	⅜"	$0.27
1321	S.P.S.T.	1"	.33
1322	S.P.D.T.	⅜"	.33
1323	S.P.D.T.	1"	.42
1324	D.P.S.T.	1"	.60
1325	D.P.D.T.	⅜"	.63
1326	D.P.D.T.	1"	.66

Bat Handle Toggle Switches

Tear Drop Style

Same as our regular toggle switch except that the handle is bat shaped. Is specially attractive for panel and instrument boards. ½" shank. Nickel Plated only. Made for G-C by H & H.

No. 1330 S.P.S.T. .... Net Price $.24
No. 1331 S.P.D.T. .... Net Price .33
No. 1332 D.P.S.T. .... Net Price .45
No. 1333 D.P.D.T. .... Net Price .57

Push Button Switch

A two circuit slow make and quick break momentary contact switch. One circuit is normally on and the other is off. Pushing the button reverses the circuits in use. Used on many testers and analyzers. Made by H & H for G-C. Shaft ⅝" long.

No. 1340 ..... Net Price $0.36

Heavy Duty Power Switch

D. P. S. T. power switch. Capacity 12 amps. at 125 volts. Available in both toggle and push-button type. The push-button type is especially adaptable as a safety switch for transformers, high frequency work, etc. Made by H & H for G-C.

No.		Net Price
1350	Toggle type	$0.69
1351	Push-button type	1.05

Handy Snap Switch

The same switch that is used on many of the new sets. Used as a tone control, phono switch, circuit switch, etc. ½" wide—1⅛" between center mounting holes.

No. 1355—S.P.S.T.... Net Price $0.12

Plate for above switch

No. 1356 ..... Net Price $0.05

Radio Friction Tape

High quality friction tape specially made for Radio Work. Narrow cut eliminates tearing and waste.

No.		Net Price
870	⅜" narrow—65 ft.	$.15
871	¼" regular—½ lb.	.27

SCOTCH RADIO TAPE

Well known scotch tape for Radio Work. General purpose tape for coils, wires, etc.

No.		Net Price
875	½" x 10 yds.	$0.30
876	½" x 72 yds.	1.35

Genflex Adhesive Tape

Cloth back tape specially made for Radio and Electrical work. Excellent insulation. Waterproof, eliminates corrosion.

No.		Net Price
880	½" x 10 yds.	$0.30
881	½" x 60 yds.	1.35

INSIDE ANTENNA and LOOP WIRE

Extra flexible brown indoor antenna wire, such as used on Loop and on AC-DC sets. Will take a lot of bending.

No.	Spools	Net
840	25 ft.	$.15
841	100 ft.	.51
842	500 ft.	2.40
843	1000 ft.	4.50

SPRING ACTION BAKELITE PLUG

Flat Handle grip approved plug. Spring contacts.

No.		Net Price
860	Brown	$0.06

SPRING ACTION CUBE TAP

Bakelite cube tap that will stay in place because of Spring action features.

No.		Net Price
862	Brown	$0.09

GC SOLDER IRON TIPS

Made of best grade hard drawn copper; will fit all makes Irons.

No.	diam.	long	Net
725	5/16"	4½"	$ .27
726	⅜"	4½"	.27
727	7/16"	4"	.36

Circuit Selector Switches

A high quality selector type switch. Used on analyzers, tube testers, and for general radio use. All single hole ¾" mounting. ¾" thread length and the shaft length is 15/16". Shaft is flat on one end.

No.		Net Price
1360	S.P.S.T.	$0.33
1361	S.P.D.T.	.33
1362	D.P.S.T.	.33
1363	D.P.D.T.	.33
1364	3 P.S.T.	.39
1365	3 P.D.T.	.45
1366	4 P.S.T.	.45
1367	4 P.D.T.	.54
1368	5 P.S.T.	.51
1369	5 P.D.T.	.60
1370	6 P.S.T.	.57
1371	6 P.D.T.	.66

Insulating Cambric

"Breakdown Voltage—10,000 volts"

Dry yellow varnished cambric for field coils, transformers, chokes, resistors, etc.

No.		Net Price
549	Roll, over 210 sq. in.	$.30

FYBEROID

"Paraffined" fish paper.

No.		Net Price
560	.010"—240 sq. in.	$.24

Extension Cord Sets

Brown Rubber cord with Bakelite Cube Tap and Spring action plug.

No.		Net Price
890	6 ft. cord	$.24
891	9 ft. cord	.28
892	12 ft. cord	.30
893	15 ft. cord	.34
894	20 ft. cord	.41

RADIO CORD SETS

Handy replacement cord sets ready to attach to Radio Sets and appliances. Made of approved Brown Rubber cord, with spring action bakelite plug attached. Wires are tinned ready for use.

No.		Net Price
886	7½ ft. cord	$0.17
887	12 ft. cord	.21

Spring Action Rubber Plug

Handle Grip approved plug. Spring contacts.

No.		Net Price
861	Black	$0.06

Cube Cord Connection

Bakelite cord connection to fit on end of cord. Make your own extensions.

No.		Net Price
863		$0.09

RUBBER GROMMETS

Live Rubber Grommets for protecting wires when passing through chassis or panel hole. Also make ideal cushions for condensers, sockets, etc.

No.		Net Price
1040	Kit of 50 asst. Grommets	$0.45
1041	For ¼" hole, 3/16" I.D., Per C	.90
1042	For ⅜" hole, 9/32" I.D., Per C	1.05
1043	For ½" hole, ⅜" I. D., Per C	1.20

Black Rubber Grommets

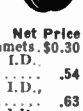

Suitable for protecting cables and wire from abrasion when passing through a panel hole where strain is not present.

No.		Net Price
1045	Kit of 50 asst. Grommets	$0.30
1046	For ¼" hole, 3/16" I.D., Per C	.54
1047	For ⅜" hole, 9/32" I.D., Per C	.63
1048	For ½" hole, ⅜" I.D., Per C	.75

RADIO SPAGHETTI

High grade spaghetti for Radio-Television work. Average dielectric strength — 5,000 volts. Very flexible.

Colors: Black, Brown, Red, Green, Yellow.

No.		Net Price
503	No. 17—fit 18 wire	$.07
506	No. 14—fit 14 wire	.07
508	No. 12—fit 12 wire	.07
512	⅛" I.D.	.15
515	3/16" I.D.	.21
518	¼" I.D.	.27
521	⅜" I.D. (resistor size)	.33
522	7/16" I.D.	.45
523	½" I.D.	.54

(All in 30" Lengths)

COATED SLEEVING

Improved Saturated Sleeving, lower price than regular spaghetti. Dielectric strength 2,000 volts.

No.		Net Price
528	No. 17—fit 18 wire	$.05
531	No. 14—fit 14 wire	.06
533	No. 12—fit 12 wire	.06
537	⅛"	.09
540	3/16"	.12
543	¼"	.15
546	⅜" (resistor size)	.21
547	7/16"	.24

(All in 30" Lengths)

Resistor Sleeving

A special-size sleeving to fit over resistors to insulate them from chassis, parts, etc. ⅜" diam. 30-inch length. Black.

No. 556—Sleeving .... Net Price $0.15

Asst. Saturated Sleeving Kit

An assortment of 7½" lengths of saturated sleeving. 26 lengths to the kit. Sizes include from No. 17 wire to ⅜" I.D.

No. 550—26 lengths.. Net Price $0.30

Laminated Bakelite

Genuine laminated Bakelite. Needed by all experimenters, amateurs and Radio men for insulating parts, terminal strips, building sets, etc. 1/16" stock in black.

No.		Net Price
590	6" x 6" x 1/16"	$0.25
591	6" x 12" x 1/16"	.48
592	12" x 14" x 1/16"	1.11

Rubber Chassis Mounts

Live rubber mounts for floating chassis and speakers, to prevent microphonic noises.

No.		Net Price
1030	Kit of 25 assorted	$ .90
	Wide High	
1031	¾" x ⅜", per C	2.10
1032	¾" x 7/16", per C	2.70
1033	¾" x 11/16", per C	3.90
1034	1" x ⅜", per C	3.00
1035	1¼" x 11/16", per C	6.00
1036	1¼" x ⅜", Zenith discs, per C	4.80

GENERAL G-C CEMENT

Radio Dial Cables
Woven Fabric Dial Belts

General Cement Dial Cables are all Best Quality, Specially made for Radio use.

42 STRAND PHOSPHOR BRONZE CABLE

Highest Grade cable made of 42 strands and constructed over a linen thread center.

No.	Spool	Net
71-25—	25 ft.	$.69
71-50—	50 ft.	1.35
71-1C—	100 ft.	2.40

BRAIDED BRONZE CABLE

A lower quality cable than the No. 71, but a cable that will give good service. Braided Phosphor Bronze Cable.

No.	Spool	Net
72-25—	25 ft.	$.39
72-50—	50 ft.	.75
71-1C—	100 ft.	1.47

HEAVY LINEN CABLE

Best Quality cord, same as used in Philco, Silver Marshall, Brunswick and others. Made of finest Black Linen Braided.

No.	Spool	Net
73-25—	25 ft.	$.78
73-50—	50 ft.	1.50
73-1C—	100 ft.	2.70

EXTRA HEAVY LINEN CABLE

"Same as Used On Philco"

A heavier cable than our No. 73. This is the same type and weight of cable used on Philco receivers.

No.	Spool	Net
73X-25	25 ft.	$.78
73X-50	50 ft.	1.50
73X-1C	100 ft.	2.70

LIGHT LINEN CABLE

Black Silk Core

Highest quality Light Cord, exactly as used in RCA, Wells-Gardner, Majestic, Sonora and others. Made of finest Black Silk Braided. The strongest cable available.

No.	Spool	Net
74-25—	25 ft.	$.69
74-50—	50 ft.	1.35
74-1C—	100 ft.	2.40

LIGHT LINEN CABLE

Linen Core

A very high grade linen cable. Used for original equipment on many of the older type sets. Has a strong linen core with a closely braided and treated covering to minimize wear.

No.	Net Price
74L-25— 25 ft. spool	$.69
74L-50— 50 ft. spool	1.35
74L-1C—100 ft. spool	2.40

SPECIAL THIN-LINEN CABLE

A strong, extra-thin linen cable for replacement where a very thin cord must be used. Braided of finest black linen.

No.	Net Price
75-25— 25 ft. spool	$.45
75-50— 50 ft. spool	.84
75-1C—100 ft. spool	1.56

SPECIAL LIGHT BRONZE CABLE

A High Quality Special Thin Phosphor Bronze Braided Cable exactly the same as used on RCA and GE sets.

No.	Net Price
76-25— 25 ft. spool	$.45
76-50— 50 ft. spool	.84
76-1C—100 ft. spool	1.56

SPECIAL-HEAVY GREY CORD

For Kolster and Grebe Sets

An extra heavy and extra strong cable, not to be confused with the regular heavy cords.

No.	Net Price
77-25 — 25 ft. spool	$1.20
77-50 — 50 ft. spool	2.10
77-100—100 ft. spool	4.05

PHOSPHOR BRONZE BELTING

Same belting as used on Atwater Kents, Colonial, Steinite, Crosley and others. 3/16" wide x .005" thick.

No.	Net Price
61-25—25 ft. spool	$.75

Bronze Belting same as used on Brunswick and Silver Marshall. 5/16" x .006" thick.

62-25—25 ft. spool	$1.11

WHITE BRAIDED LINEN CORD

Same type of cable as used on Emersons. A light colored tightly braided linen cable. Very strong and durable.

No.	Net Price
78-25— 25 ft. spool	$.45
78-50— 50 ft. spool	.84
78-1C—100 ft. spool	1.56

MONEL METAL DIAL CABLE

A very high grade monel metal cable. It will not ravel, is very strong, won't stretch, and solders very easily. Preferred by many to the popular phosphorous bronze cables.

No.	Net Price
79-25— 50 ft. spools	$.45
79-50— 50 ft. spools	.84
79-1C—100 ft. spools	1.56

EXTRA-THIN METAL CABLE

A strong extra-thin metal cable, now becoming popular. Used especially in the foreign market. Thinner than our No. 76 cable.

No.	Net Price
80-25— 25 ft. spool	$.69
80-50— 50 ft. spool	1.35
80-1C—100 ft. spool	2.40

LATEX RUBBER TREATED MEDIUM HEAVY CABLE

A new type dial cord, treated with rubber for extra friction and strength. Will not stretch or ravel. Should be used on dials to prevent slipping on troublesome dials.

No.	Net Price
81-25— 25 ft. spool	$.60
81-50— 50 ft. spool	1.14
81-1C—100 ft. spool	2.10

READY MADE DIAL CABLES

Make of Set and Model No.	Net Price
Atwater Kent, 35, 37	$.15
Atwater Kent, 44	.24
Atwater Kent, 46	.15
Atwater Kent, 55	.15
Bosch, 48A	.15
Bosch, 58, 60	.15
Brunswick, 15, 22 Front	.24
Brunswick, 15, 22 Rear	.24
Gen. Elec., A88, A82, A87	.12
Majestic, 70, 71, 72	.12
Majestic, 15B Lazy Boy	.15
Majestic, 52, 60	.15
New Majestic, 60, 620	.15
Philco, 71	.15
Philco, 91	.15
RCA, 44, 46, 47	.18
RCA, 16, 17, 18, 33	.18

Cables available for other models also; state Make and Model when ordering or send in old cable.

DIAL DRIVE SPRING ASSORTMENT

Kit of Dial Drive Tension Springs. Six sizes supplied to handle all sets.

No. 1055 — Kit of 25 assorted springs. Net Price ...$.60

No. 1056 — Kit of 100 assorted Springs. Net Price ..$2.10

No. 1057 — Any size. Each...$.03

GC RUBBER DRIVES

Specially made for Atwater Kent, RCA, Stewart Warner, Olsen, Kennedy, Emerson and others. Best quality live rubber drives.

No.	Net Pr.
1025 25 asstd.	$.90
1026 100 asstd.	3.30
Each, any type	.06
All numbers, per 100	3.30
No. 15 Philco	.15
No. 42-2346	.15

DIAL DRIVE CEMENT

Specially prepared for cementing Rubber dial drives to metal shafts, rubber mountings to chassis, or for cementing any rubber material to metal.

No.	Net Price
351—Dial Drive Cement in tube	$.27
352—Dial Drive Cement, 2 oz. bottle with brush	$.30

SERVICE MEN'S DIAL CABLE KIT No. 1

Kit contains: Four 25 ft. spools of popular type Dial Cable—42 strand Bronze, Special thin GE - RCA Cable, Light and Heavy Linen Cable. FREE assortment of Eyelets and Clamps with Kit.

No. 77-SK—Cable Kit.....Net Price $2.35

SERVICE MEN'S CABLE KIT No. 2

A handy combination Kit of 10 ft. lengths of all 12 G-C dial cables listed above. Each type in a separate envelope, and all packed in a leatherette box.

No. 78-SK—Complete Kit..Net Price $2.55

NON-SLIP COMPOUND FOR RADIO DIALS

Powder Compound for treating friction type dial drives, such as cords, cables, and belts. Easy to use! Just apply freely to slipping parts.

No. 1210
Net Price $.18

EYELET AND CLAMP ASSORTMENT

The same eyelets and clamps as are used on READY MADE CABLES. Make your own cables and belts—AND SAVE!

No.	Net Price
1028—50 asstd. pieces	$ .15

WOVEN FABRIC RADIO DIAL BELTS

FREE STEEL BOXES SUPPLIED WITH KITS

General Cement Belts are approved replacements for all sets. They are made of best quality material and will not stretch. They are specially treated to prevent slipping.

Buy the G-C Red Belt!
Net Price Each ....$.15

SERVICEMEN'S KITS

Servicemen: Have an assortment of belts on hand for prompt replacement. Kits contain only the more popular belts used.

FREE! WITH EACH KIT—ATTRACTIVE STEEL BOX—BELT SCALE AND COMPLETE LISTING OF OVER 1100 MODELS.

No. G-25 —Kit of 25 popular belts	Net	3.75
No. G-50 —Kit of 50 popular belts	Net	7.00
No. G-100—Kit of 100 (includes every size)	Net	13.50

CABLE EYELET TOOL

Inexpensive riveting tool for riveting parts to chassis and for turning eyelets on dial cables and assemblies. Kit consists of a base which can be inserted in a vise and clincher punch for turning the rivets.

No. 740 .....Net Price $.30

INSTRUCTIONS — FOR MEASURING BELTS

When determining the size of belt required, stretch a thin thread or cord around the belt pulleys. (A thick cord will provide an inaccurate reading.) When taking stretched out measurement of old belts, subtract 3/16" from over all length of stretched out belt to arrive at the correct circumference of belt. Note the stretched out length is not the accurate circumference of belts.

BELTS ARE LISTED ACCORDING TO INSIDE CIRCUMFERENCE OF GC BELTS

GC Belt Size	GC Belt No.	GC Belt Size	GC Belt No.	GC Belt Size	GC Belt No.	GC Belt Size	GC Belt No.	GC Belt Size	GC Belt No.	GC Belt Size	GC Belt No.	GC Belt Size	GC Belt No.
6-23/32"	101	7-15/16"	111	9-13/64"	115	10-41/64"	129	11-25/64"	136	12-7/16"	193	15-1/64"	149
6-55/64"	161	8-1/64"	104	9-19/64"	163	10-11/16"	121	11-7/16"	173	12-13/16"	168	15-17/64"	187
6-57/64"	102	8-1/32"	159	9-5/16"	116	10-45/64"	120	11-21/32"	194	12-15/32"	144	15-1/2"	183
6-15/16"	158	8-15/64"	114	9-17/32"	119	10-29/32"	180	11-3/4"	141	12-1/2"	178	15-13/16"	182
7-1/64"	157	8-9/32"	108	9-7/8"	123	10-61/64"	133	11-13/16"	143	12-39/64"	145	15-61/64"	150
7-1/4"	106	8-19/64"	172	9-59/64"	127	10-31/32"	132	12-1/32"	154	13-3/16"	146	16"	192
7-9/32"	156	8-5/16"	162	9-61/64"	126	11"	135	12-1/16"	138	14-27/64"	147	16-19/64"	170
7-13/32"	177	8-29/64"	109	10-1/4"	164	11-5/64"	130	12-3/32"	142	14-7/32"	186	16-11/16"	184
7-15/32"	103	8-1/2"	110	10-17/64"	124	11-1/8"	171	12-7/32"	140	14-11/16"	148	16-15/16"	185
7-1/2"	105	8-5/8"	112	10-19/64"	128	11-9/64"	131	12-9/32"	139	14-57/64"	151	17-1/16"	165
7-19/32"	155	8-39/64"	153	10-23/64"	118	11-5/32"	137						
7-11/16"	107	8-11/16"	160	10-3/8"	122	11-9/32" x	131W						
7-3/4"	174	8-13/16"	167	10-25/64"	125	5/16"	134						
7-57/64"	113	9-1/16"	117	10-1/2"	152	11-3/8"							

GC Belt Size	GC Belt No.
17-13/32"	169
17-37/64"	179
17-5/8"	190
18-1/2"	189
18-21/32"	181
19-7/16"	166
19-47/64"	188
21-5/16"	175
22-35/64"	176
22-49/64"	191

Ask Your Jobber for Complete Belt Listing of Over 1100 Models.

GENERAL G-C CEMENT

Record Compounds and Accessories
Belts - Wire - Glass Crystals

REK-O-DOPE

"New All-Purpose Record Compound"

Cleans — Lubricates — Hardens — Renews old records and preserves new records and recordings. It improves reproduction as it removes all dirt and loose particles, lubricates the surface and hardens the grooves. Records treated with G-C REK-O-DOPE will give better tone, and will last longer.

No.	Net Price
1261—1 oz. bottle	$ .15
1262—2 oz. bottle	.21
1264—4 oz. bottle	.30
1266—6 oz. bottle	.39

RECORD-TURNTABLE FELT

"Ready Cut Pieces"

Replace worn out and "friction-less" felt on record turntables. You or your customers cannot obtain good recordings or reproductions unless the record is held firmly in place on the turntable. Keep a supply of this special felt on hand for that extra-profit job. Pieces cut round, center hole punched.

No.	Net Price
1292— 7⅞" diam.	$ .21
1293— 9⅞" diam.	.30
1294—11⅞" diam.	.39

(Use grille cloth cement as an adhesive.)

RECORD LUBRICANT

Reduces the surface noise and prevents excessive wear on the record or needles. Can also be used for a pre-recording lubricant. Records will last longer when you use a lubricant.

No.	Net Price
1252—2 oz. bottle	$ .21
1254—4 oz. bottle	.30
1256—6 oz. bottle	.45

RECORD CLEANING PAD

For all who use records, this specially treated pad is necessary to clean and remove dust and accumulation from records, without harming them. You can sell record users one of these pads.

No.	Net Price
1290—Size 4" x 4"	$0.12
1290—Size 6" x 6"	.18

TEN TIME PHONOGRAPH NEEDLES

Better quality needles that will play 10 records. Specially heat-treated to give better service and last longer. Good needles save your records.

Available in extra loud, loud, medium and soft tones.

1421—50 to pkg., specify tone	$ .09
1422—100 to pkg., specify tone	.15
1423—Carton of 50 pkgs. of 100, assorted tones	7.20
1424—Carton of 50 pkgs. of 100, specify tone	7.20
1425—Carton of 50 pkgs. of 50, assorted tones	4.35
1426—Carton of 50 pkgs. of 50, specify tone	4.35

Phono-Turntable Lubricant

"A Stainless Lubricant"

A new special lubricant for phonographs. Other lubricants will thin and run to the lowest point of gravity on the mechanism, but this is specially formulated so that the lubricant clings to the surface of the parts. Eliminate trouble on phono repairs by using the best.

No.	Net Price
1222—2 oz. bottle	$0.21

Play Back Phonograph Needles

G-C Phonograph needles are made of the very finest grade tool steel. The points are precision ground, and are accurately cut. They are specially heat treated to give good service. Good needles save the cost of record replacements.

Available in extra loud, loud, medium and soft tones.

No.	Net Price
1401— 50 to pkg.—specify tone	$ .06
1402—100 to pkg.—specify tone	.09
1403—Carton of 50 pkgs. of 100—asstd. tones	4.35
1404—Carton of 50 pkgs. of 100—specify tone	4.35
1405—Carton of 50 pkgs. of 50—asstd. tones	2.85
1406—Carton of 50 pkgs. of 50—specify tone	2.85

G-C RADIO HOOK-UP WIRE

G-C Hook-up Wire is constructed of quality material and is particularly intended for Radio Repair and Constructive Work. Available in either Solid or Stranded tinned copper conductors. Colors — Red, Black, Green, Blue, and Yellow.

SOLID PUSH BACK

Cat. No.	Size	Length	Net Price
801	22	25 ft.	$ .15
802	22	100 ft.	.51
805	20	25 ft.	.17
806	20	100 ft.	.57
810	18	25 ft.	.20
811	18	100 ft.	.72

STRANDED PUSH BACK

Cat. No.	Size	Length	Net Price
825	22	25 ft.	$ .17
826	22	100 ft.	.60
830	20	25 ft.	.20
831	20	100 ft.	.66
835	18	25 ft.	.23
836	18	100 ft.	.84

AC RUBBER CORD

"Approved by Underwriters' Labs"

This high grade cord is one of the most popular items in the Electrical and Radio field for a general purpose cord. It can be used on radios, clocks, lamps, and appliances. No. 18 conductors completely covered with rubber.

No.	Net Price
845—Brown color, 100 ft. spool, per C ft.	$1.80
846—Brown color, 250 ft. spool, per C ft.	1.74

GLASS DIAL CRYSTALS

Round Convex dial crystals. Now you can replace those cracked or broken dial crystals and Profit! Can also be used for clock crystals, instrument panels, etc. Available in all different sizes.

No.	Diam. (")	Net Price	No.	Diam. (")	Net Price	No.	Diam. (")	Net Price	No.	Diam. (")	Net Price
25	1¾	$.21	35	3⅛	$.21	46	4½	$.27	57	5⅞	$.27
26	1⅞	.21	36	3¼	.21	47	4⅝	.27	58	6	.27
26A	2	.21	37	3⅜	.21	48	4¾	.27	59	6⅛	.27
27	2⅛	.21	38	3½	.21	49	4⅞	.27	60	6¼	.27
28	2¼	.21	39	3⅝	.21	50	5	.27	61	6⅜	.27
29	2⅜	.21	40	3¾	.21	51	5⅛	.27	62	6½	.27
30	2½	.21	41	3⅞	.21	52	5¼	.27	63	6⅞	.27
31	2⅝	.21	42	4	.27	53	5⅜	.27	64	6¾	.27
32	2¾	.21	43	4⅛	.27	54	5½	.27	66	7	.30
33	2⅞	.21	44	4¼	.27	55	5⅝	.27	74	8	.30
34	3	.21	45	4⅜	.27	56	5¾	.27			

SHELLAC STIKS

For permanently filling in holes and nicks in cabinets and fine furniture. All shades.

No.	Net Price
929—Light Walnut, 7" stick	$ .15
930—Dark Walnut, 7" stick	.15
931—Light Oak, 7" stick	.15
932—Dark Oak, 7" stick	.15
933—Black, 7" stick	.15
934—White, 7" stick	.15
935—Maple, 7" stick	.15
936—Special Spatula	.30
937—Alcohol Lamp	.15
938—Alcohol Lamp Fuel per pt.	.45

Porcelain Patch Stick

Specially made for white Porcelain Refrigerators. Simply melt into nick and smooth off. Makes a perfect patch.

No.	Net Price
908	$.15

DIAL GLASS KIT

No.	Net Price
DC-50—Kit of 50 dial crystals complete in handy Free Box	$11.10

VACUUM CLEANER BELTS

Profit by displaying a card of Vacuum Cleaner Belts. Every Home is a potential customer. Belts made of the very finest grade of live rubber.

No.	Net Price
1010—24 assorted belts on a wire display	$1.95
1011—Hamilton Beach Belt, G.E., Premier, etc.	.06
1012—Hoover Flat Belt	.08
1013—Hoover Rubber round type	.15

Window Cleaner Concentrate

"Make your own window cleaner and save"

Here's exactly the same compound as is used in the popular window cleaners — make your own and save. You simply add the concentrate to water and have a first grade window cleaner. Concentrate is colored blue. Regular size bottle will make a quart of cleaner.

No. 1225—6 oz bottle....Net Price $.15

ALUMINUM FOIL

The ideal shielding material now available in straight lengths. Can be used to form your own shields. Suitable for use as an inside aerial — can be tacked on the back or the bottom of the set, and through a lead, connected to the aerial post. Has a 100-1 various uses for the Radio Experimenter or Serviceman. Aluminum .0025" thick and supplied in roll lengths.

No.	Net Price
1410—12" x 24"	$.24
1411—12" x 48"	.36

NET

GENERAL G&C CEMENT

Cabinet Repair Kits
Scratch Removers - Polishes

DELUXE CABINET REPAIR KIT

Comes in handy Black Leatherette finish box. Contains nine shades of shellac sticks, bottles of light and dark oil stain, bottles of metal shading varnish, polish, General Skratch Stik, alcohol lamp (with alcohol), spatula, small brushes, steel wool, sand paper, and wiping cloth. Everything necessary for a practical repair job. No special skill required. Directions included.

No. 901 .....Net Price $1.95

REFRIGERATOR PATCH KIT

Supplies everything necessary to repair porcelain or Duco nicks, dents, or scratches. Kit contains bottle of pure white lacquer enamel and bottles of yellow, blue, brown, and black tinting colors, a bottle of porcelain glazing compound, solvent, spatula, sandpaper, mixing tins and brushes. Useful on refrigerators, washers, ranges, table tops, etc. Directions included.

No. 902..... .....Net Price $1.50

RADIO-REFRIGERATOR CABINET PATCH KIT

A Kit of the Shellac Patch Sticks to fill all needs. Patches wood, plastics, bakelite and porcelain. Nine shellac sticks for the light and dark shades of wood, and black and white, alcohol lamp (with alcohol), spatula, steel wool, sand paper, and wiping cloth are packed in the black leatherette box. Directions included.

No.	Net Price
903	$1.35

CABINET SPEAKER GRILLE CLOTH

High quality cloth that will blend with any cabinet.

No.	Net Price
940—18 x 20"	$.45
941—9 x 18"	.30
942—12 x 12"	.27
943—14 x 18"	.36
944—24 x 13"	.42
945—18 x 13"	.33
946—8 x 8"	.12
947—9½ x 10"	.15
948—6 x 6"	.12
949—50" wide. Any length, per yd.	1.80

Special light color Grille Cloth for Plaskon and Ivory Cabinets can be supplied at above prices. Specify "Ivory" when wanted.

LEMON OIL POLISH



A high grade inexpensive lemon oil polish. Polish those sets after repairing for customer good-will. Fast working — Inexpensive.

No.	Net Price
918— 8 oz. bot.	$.15
9112—12 oz. bot.	.21
9116—16 oz. bot.	.27

PORCELAIN GLAZE

"For Refrigerators & Washers"

Easily fills in those nicks in porcelain. Used on refrigerators and washing machines and all porcelain. Merely fill in the nick and smooth over the top.

No.	Net Price
611	$.21

SCRATCH CRAYONS

Handy package of Six Shades of Crayon Fillers to match practically all shades of wood. These are special Stain Fillers. Merely select the filler of the proper shade and run it over the scratch or dent. Works fast.

No.	Net Price
912—Per Package	$.30

MAGIC SCRATCH REMOVER KIT

A combination kit of Scratch Crayons and Scratch Fluid. Handy to have for emergency jobs. Put up in convenient box.

No.	Net Price
913—	$.39

TOPS SELF-POLISH LIQUID FLOOR WAX

Durable no-rub self-polishing Floor Wax. Very Best Quality. Merely apply to the floor and dries to a durable gloss finish. Profit by selling.

No.	Net Price
C716—Pint	$.36
C732—Quart	.60
97G—Gallon	1.95

CABINET TOUCH-UP KIT

A practical Kit for scratches and dents. Includes light and dark stains and light and dark varnish stains that dry almost immediately, brushes, wiping cloth, and a scratch filler.

No.	Net Price
905	$.36

PLASTIC CABINET TOUCH-UP KIT

"For Plastic and Colored Cabinets"

A new Kit composed of six various shades of the high grade lacquer enamel for touching up plastic cabinets. All colors are very brilliant and will blend with cabinets in use. Kit contains Walnut, Ivory, Black, Red, Blue and Green colors. Brushes furnished.

No. 910 .....Net Price $.45

SKRATCH STIK

Handy Pocket scratch remover. The stick has both a filler and a scratch polish in it. It's hard to avoid making scratches, but they are easy to take out with this stick. The most popular Skratch Stik on the market. Thousands in use. Makes excellent premium for customers. Your name imprinted in Gross lots.

No.	Net Price
909—Skratch Stik	$.30

FRENCH VARNISH

For blending repaired surfaces with the original. Merely apply over the repaired part and it will blend into the original finish and conceal the repair. Dries Fast.

No.	Net Price
1602—⅛ pt. bot.	$.21
1604—¼ pt. can	.39
1608—½ pt. can	.63
16016—Pint can	1.20

RUBBING OIL

For rubbing down newly finished cabinets and furniture. Takes the high gloss off newly lacquered and varnished surfaces. Produces a satin-like finish.

No.	Net Price
16316—Pint	$.30
16332—Quart	.45
163G—Gallon	1.20

VARNISH STAIN

The same stains that are used in our cabinet touch-up Kits. A durable fast drying varnish with the finishing stains in it. Available in light and dark walnut shades. Specify shade.

No.	Net Price
1612—⅛ pt.	$.15
1614—¼ pt.	.21
1618—½ pt.	.39
16116—Pint	.75
16132—Quart	1.35

PENETRATING STAIN

The stain that is used to cover scratches and nicks on Radio Cabinets, Pianos, Furniture, etc. Specially formulated to penetrate into wood. Fine for darkening the corners on cabinets. Use on all wood. Walnut finish.

No.	Net Price
1622—⅛ pt.	$.12
1624—¼ pt.	.21
1628—½ pt.	.39
16216—Pint	.75

TOPS SPOT CLEANER

A High Grade dry cleaner with a special applicator. The applicator is in the cap—no extra cloth needed. Non - explosive. Sell your customers for extra profits.

No.	Net Price
1241 — Regular Size bottle	$.15
10A—Deal— Includes 36 bottles of Tops Spot Cleaner and display	$4.86
1242— 5 oz. bottle	$.24
1248— 8 oz. bottle	.39
12416—16 oz. bottle	.45

TOPS SKRATCH REMOVER POLISH

Our famous Scratch Remover Polish put up in a special bottle with an applicator in the cap. Merely rub the applicator over the scratch and the job is done. Display in your shop for extra sales.

No.	Net Price
921 — Regular Size bottle	$.15
9A — Deal—Includes 36 bottles of Tops Skratch Polish and display	$5.10
929—5 oz. bottle	.30

MAGIC SCRATCH REMOVER POLISH

Something new! Polish contains the proper stains, etc., to eliminate scratches on cabinets while polishing the cabinet to a gloss! You can sell this to Housewives.

No.	Net Price
922— 2 oz. bottle	$.12
928— 8 oz. bottle	.27
9212—12 oz. bottle	.36
9216—16 oz. bottle	.45

CREME-O-WAX POLISH

The best polish for furniture, radio cabinets, pianos, etc. Truly a wax finish; contains no oil. Dries hard and glossy. Is not sticky. Demonstrate on the job and sell your customer. Easily applied.

No.	Net Price
952— 2 oz. bottle	$.12
958— 8 oz. bottle	.27
9512—12 oz. bottle	.36
9516—16 oz. bottle	.45

GENERAL G-C CEMENT

Knobs - Springs - Fabric Ignition Suppressors

BAKELITE KNOBS

MAJESTIC BAKELITE KNOBS

Popular pattern, walnut finish. Set screw, ¼" shaft.

No.	Size	Net
1100	⅞"	$.08

ROYAL BAKELITE KNOBS

Beautiful pattern, walnut finish. Set screw, ¼" shaft.

No.	Size	Net
1105	⅞"	$.08

YANKEE BAKELITE KNOBS

Modern pattern, walnut finish. Set screw, ¼" shaft.

No.	Size	Net
1109	¾"	$.08
1110	1"	.09

POINTER KNOBS

MODERN POINTER KNOBS

Attractive pattern, black finish. Set screw, ¼" shaft.

No.	Size	Net
1130	2¾"	$.14
1131	1⅝"	.11

STREAMLINE POINTER KNOBS

Popular design, black finish. Set screw, ¼" shaft.

No.	Size	Net
1135	2¼"	$.09
1136	1¼"	.08

MIDGET KNOBS

MIDGET BAKELITE KNOBS

Popular knobs for small sets, 11/16" diam. Set screw, ¼" shaft.

Pointer Type No.	Color
1115	Walnut
1116	Ivory
1117	Red
1118	Black

Net $.06 each

Non-Pointer Type No.	Color
1111	Walnut
1112	Ivory
1113	Red
1114	Black

Net $.06 each

WOOD KNOBS

MODERN WOOD KNOBS

Modern pattern, walnut finish. Set screw, ¼" shaft.

No.	Size	Net
1120	1"	$.09
1121	1⅛"	.10
1122	1¼"	.10

ROYAL WOOD KNOBS

Popular pattern, black finish. Set screw, ¼" shaft.

No.	Size	Net
1125	¾"	$.10
1126	1"	.11
1127	1⅛"	.11

KNURL SHAFT BAKELITE KNOBS

Bakelite—15/16" diam. spring type to fit ¼" flat shaft. Has 7/16" extension shank.

No.	Net Price
1151—Walnut	$.06
1152—Ivory	.06

Bakelite—15/16" diam. knurled shaft with a 7/16" extension shank.

No.	Net Price
1153—Walnut	$.06
1154—Ivory	.06

Bakelite—15/16" diam. to fit the new style knurled shaft.

No.	Net Price
1155—Walnut	$.06
1156—Ivory	.06

Midget Bakelite ¾" diam. knurled type — with 5/16" extension shaft.

No.	Net Price
1157—Walnut	$.06
1158—Ivory	.06

Midget Bakelite ¾" diam. knurled type shaft.

No.	Net Price
1159—Walnut	$.06
1160—Ivory	.06

Radio Push-on Knob Springs

Here's what you've been looking for. An assortment of types of springs used in radio knobs. Will fit in all knobs, such as on Majestic, RCA, Philco, General Electric, etc. You need a Kit.

No.		Net Price
1050	Kit of 35 Springs	$ .36
1051	Kit of 100 Springs	.75

RADIO SOCKETS

High quality molded bakelite sockets. High Dielectric. Sockets have plated bronze contacts and will not corrode. Three grounding lugs are on metal base of each socket, and are automatically grounded when the socket is installed. 1⅛" mounting centers. 1-3/32" mounting hole.

Standard R.M.A. Contact Spacings

No.		Net Price
1524	4 prong	$.06
1525	5 prong	.06
1526	6 prong	.06
1527	7 prong, standard small	.06
1528	8 prong octal base	.08

RADIO KNOB FELTS

Same as are used behind radio knobs on the latest sets. Prevent scratching and rubbing.

No.	Net Price
1065—Box of 25 Felts	$ .15

RADIO KNOB SET SCREWS

Replacement Screws for Knobs. Assortment of 50. Contains various lengths of 6/32, 8/32, 10/32 screws.

No.	Net Price
1060 — 50 assorted set screws	$ .45
1061 — Any size — per 100	.75

IGNITION SUPPRESSORS

G-C now offers a rugged assortment of bakelite auto-radio ignition suppressors. All metal parts are made of brass and all terminals securely fastened in casings. All resistors are double-impregnated with a special moisture-proof compound to eliminate resistance variation due to moisture and weather. G-C Suppressors are impervious to heat, oil, moisture and mild acids over 50,000 miles of operation.

No.	Net Price
1501—Bracket type	$.18
1502—Ford V8	.18
1503—Ford V8 brush type for 33, 34, 35 cars	.18
1504—Ford V8 brush type for 36, 37, 38, 39	.18
1505—Screw type Universal	.18

No.	Net Price
1506—Snap on type	$.18
1507—Distributor type	.18
1508—Cable type for splicing cables	.18

LUGGAGE FABRIC

Aeroplane type—same as used in new portable radios. Necessary to re-cover or repair damaged cases, modernize your old test equipment cases, etc. The logical covering for worn out instrument cases.

No.	Net Price
960—18" x 18"	$.27
961—36" x 18"	.51
962—Any length (per yd.) 36" wide	.90

LEATHERETTE INSTRUMENT FABRIC

A black leatherette finish fabric for re-covering instrument cases. Same as used by manufacturers. Keep your instruments looking new.

No.	Net Price
965—18" x 20"	$.27
966—18" x 40"	.51
967—Any length (per yd.) 40" wide	.90

HUB CAP STATIC ELIMINATOR

Eliminates static noises in front wheels of car. Spring is made with metal point for sure contact.

No.	Net Price
1058	Each $ .06
1059—Box of 24	1.35

G-C CALL LETTER TAB SHEET

"General Replacement for Assorted Tabs"

The G-C Tab sheet will enable you to replace or change the call letters with a minimum expense. You merely cut out the proper size letters and paste them on the proper shape tabs. Tabs may be covered with a coating of Service Cement after they are inserted in place to provide a good protective coating and to hold them in place. Enough letters are provided to make up from 150 to 200 individual tabs. Sheet is brown, with white letters.



No. 1181 ..... Net Price $.09

Grille Cloth Fabric Cement

"For Cementing Cloth, Fabric, to Wood"

For cementing grille cloth to radio cabinets and also to adhere the new aeroplane type fabric to the new portable radios, cases, or to wood of any kind. This cement dries quickly and evenly.

No.	Net Price
384—¼ pt. can	$.21
388—½ pt. can	.36
3816—Pint can	.66

RADIO CHASSIS GUARDS

"The Answer to the Radio Man's Problem!"

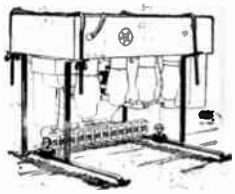

Inexpensive set of guards that will protect the chassis and tubes. When working on set, chassis can be turned in any position without damage to set or tubes. Adjustable to fit all sets. Easily applied.

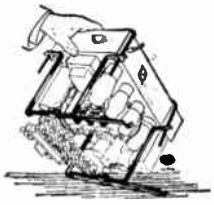

No.	Net Price
709—Chassis Guards complete, per pair	$1.25

NET

Quality XceLite Tools

XceLite NUT DRIVERS



DELUXE SET IN HANDY HOLDER . . . .
Handles of Different Colors to Indicate Size
(Pat. App'd For)

● A great set of tools—and a great time-saver. Each nut driver has a different colored handle to show at a glance its size—no fumbling—no squinting to read printed sizes. Handles are made of special plastic which is shatter-proof, shock-proof, fire proof. Shafts and sockets of high carbon steel, case hardened by special process insuring extreme depth of case. Sockets are precision formed, deep enough to handle two nuts.

Attractive, green finished, metal tool holder (Pat. App'd For) has two screw holes for attaching, and lock bar which covers the nut holders (and the attachment screws) and has eyelets for padlock. Over-all size of tool holder and nut drivers, 7½" x 7¼" x 1¼". Finish of Deluxe Nut Drivers subject to government decree.
List, complete set with holder.....$6.10

Color of Handles	Number	Nut Size	List Price	Net Price
Black	6	5/16"	$0.80	$0.53
Brown	7	3/8"	.80	.53
Red	8	7/16"	.80	.53
Orange	9	11/32"	.80	.53
Yellow	10	1/2"	.80	.53
Green	11	13/32"	.80	.53
Blue	12	9/16"	.80	.53

SCREW-HOLDING SCREWDRIVER

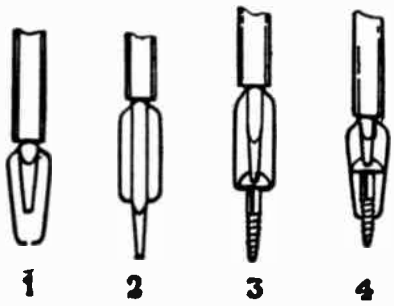

The XceLite Screw-Holding Screw Driver is a tool for which electricians, radio men and mechanics everywhere have long searched. It is a genuine XceLite product with a unique attachment that instantly and rigidly holds and starts any screw, even one without a head. Spring holder remains in place either above, below or exactly at the driver point. Grasps the screw at the head or ⅜" below giving three point suspension for greater rigidity. Can also be used for removing screws. Comes in ⅛" square blade, 3", 4" and 5". Packed 12 assorted lengths on metal display.

	List	Net
Display, complete	$6.00	$4.00
Each	.50	.33

XceLite Shockless SCREWDRIVERS

COMPLETE XceLite SCREWDRIVER PRICE LIST

Number	SQUARE BLADES Description	List Price	Net Price	Number	ROUND BLADES Description	List Price	Net Price
SH-183	⅛"x 3"	$0.50	$0.33	R-3322	1/32"x 2"	$0.25	$0.17
SH-184	⅛"x 4"	.50	.33	R-3323	1/32"x 3"	.25	.17
SH-185	⅛"x 5"	.50	.33	R-3324	1/32"x 4"	.25	.17
S-183	⅛"x 3"	.45	.30	*R-181	⅛"x 2"	.30	.20
S-184	⅛"x 4"	.45	.30	*R-183	⅛"x 3"	.30	.20
S-185	⅛"x 5"	.45	.30	*R-184½	⅛"x 4"	.30	.20
†S-3161	5/32"x 1½"	.55	.37	*R-182	⅛"x 2½"	.45	.30
S-3163	5/32"x 3"	.70	.47	*R-184	⅛"x 4"	.45	.30
S-3164	5/32"x 4"	.75	.50	*R-186	⅛"x 6"	.50	.33
S-3166	5/32"x 6"	.80	.53	*R-188	⅛"x 8"	.55	.37
S-3168	5/32"x 8"	.85	.57	*R-1810	⅛"x10"	.60	.40
S-31610	5/32"x10"	.95	.63	R-5323	1/32"x 3"	.55	.37
†S-141	¼"x 1"	.65	.43	R-5324	1/32"x 4"	.55	.37
S-142	¼"x 2"	.80	.53	R-5325	1/32"x 5"	.55	.37
S-144	¼"x 4"	.85	.57	R-5328	1/32"x 8"	.65	.43
S-146	¼"x 6"	.90	.60	R-3163	5/32"x 3"	.65	.43
S-148	¼"x 8"	1.00	.67	R-3164	5/32"x 4"	.70	.47
†S-5161	5/32"x 1"	.65	.43	R-3166	5/32"x 6"	.75	.50
S-5162	5/32"x 2"	.85	.57	R-3168	5/32"x 8"	.80	.53
S-5166	5/32"x 6"	1.10	.73	R-31610	5/32"x10"	.90	.60
S-5168	5/32"x 8"	1.20	.80	R-142	¼"x 2"	.75	.50
S-51610	5/32"x10"	1.30	.87	R-144	¼"x 4"	.80	.53
S-51612	5/32"x12"	1.40	.93	R-146	¼"x 6"	.85	.57
S-388	⅛"x 8"	1.60	1.07	R-148	¼"x 8"	.95	.63
*S-3812	⅛"x12"	2.25	1.50	R-5166	5/32"x 6"	1.05	.70
*S-3818	⅛"x18"	2.50	1.67	R-5168	5/32"x 8"	1.15	.77
*S-7166	7/32"x 6"	1.90	1.27	⅛" handles			
*S-71812	7/32"x12"	2.35	1.57	¾" handles			
*S-71618	7/32"x18"	2.60	1.73				

* Stubby Type. † Double Grip Handles.

For blades insulated full length any size 8 in. or less, add $0.80 to list. Over 8 in. up to 12 in., add $0.40 to list.

No. 10 DISPLAY — This Display consists of 10 screwdrivers with 5/32" chrome plated blades in assorted lengths of 3", 4" and 5" all mounted on a very attractive metal display.
List Price, Complete..$5.65
Net Price, Complete 3.43
List Price, ea. S.D.... .50
Net Price, ea. S.D. .33

No. 12 DISPLAY — Radio and Ignition Screwdrivers come complete with Pocket Klips assorted with 2", 3" and 4" chrome plated blades in the popular ⅛" diameter size. Packed 12 on an attractive metal display.
List Price, Complete..$3.75
Net Price, Complete $2.50
List Price, ea. S.D... .25
Net Price, ea. S.D. .17

No. 332 Display—Same as No. 12 except diameter of blades is 3/32". Fits screws on knobs of midget sets; also for fine instrument work. List Price, Complete....$3.15 List Price, ea. S.D. .25
Net Price, Complete .....$2.10 **Net Price, each**.....$0.17

No. 24 DISPLAY—The popular XceLite pocket screwdriver (another original XceLite introduction) has a ⅛" diameter chrome plated blade 2" in length. Comes 24 on an attractive metal display.
List Price, Complete.....$7.20 List Price, ea. S.D.....$0.25
Net Price, Complete..... 4.80 **Net Price, ea. S.D.**..... .17

PHILLIPS SCREWDRIVERS

XceLite Handles — Alloy Steel Blades

Cat. No.	Description Blade	No. in Box	Weight per box	List Price	Net Price
X-101	3/16" diam., 3" length	6	⅞ lb.	$0.85	$0.57
X-102	¼" diam., 4" length	6	1¼ lb.	1.25	.83
X-103	5/16" diam., 6" length	6	2½ lb.	1.75	1.17
X-104	3/8" diam., 8" length	6	3¼ lb.	1.95	1.30
SSX-101	3/16" diam., Stubby	6	½ lb.	.80	.53
SSX-102	¼" diam., Stubby	6	1¼ lb.	.90	.60

PHILLIPS SCREWDRIVERS — Wooden Handles

P 01	3/16" diam., 3" length	6	½ lb.	$0.60	$0.40
P- 02	¼" diam., 4" length	6	1¼ lb.	.60	.40
P-10	5/16" diam., 6" length	6	2 lb.	.75	.50
P-104	3/8" diam., 8" length	6	3¾ lb.	1.00	.67
SP-101	3/16" diam., Stubby	12	⅝ lb.	.60	.40
SP-102	¼" diam., Stubby	12	1¼ lb.	.60	.40

Copyright by U. C. P., Inc.

PRICES SUBJECT TO CHANGE WITHOUT NOTICE

Quality XCELITE Tools

XCELITE NUT DRIVERS

Deep hex. sockets capable of handling two nuts are truly formed and entirely free from burrs—tempered and finished, handles of genuine amber XceLite are shockproof, breakproof and comfortable. Can be furnished with fully insulated shank if desired. Display stand holds 7 popular sizes either 6" or 9" long overall. Can also be furnished with 5 wrenches.

Nut Size	No. and Length	List Price	Net Price	No. and Length	List Price	Net Price
3/16"	No. 6—6"	$0.70	$0.42	No. A 6—9"	$0.80	$0.48
7/32"	No. 7—6"	.70	.42	No. A 7—9"	.80	.48
1/4"	No. 8—6"	.70	.42	No. A 8—9"	.80	.48
9/32"	No. 9—6"	.70	.42	No. A 9—9"	.80	.48
5/16"	No. 10—6"	.70	.42	No. A10—9"	.80	.48
11/32"	No. 11—6"	.70	.42	No. A11—9"	.80	.48
3/8"	No. 12—6"	.70	.42	No. A12—9"	.80	.48
7/16"	No. 14—6½"	.90	.54	No. A14—9"	.95	.57
1/2"	No. 16—6½"	.90	.54	No. A16—9"	.95	.57

Average weight 2 lbs. per dozen

NOTE

For insulated shanks on No. 6 thru 16 ... $0.20 list extra
For insulated shanks on A6 thru A16 ... .25 list extra

NUT DRIVER DISPLAYS

No.	List Price	Net Price
15—Nut Driver Display complete with 5 wrenches Nos. 6, 8, 10, 11, 12	$3.80	$2.28
17—Nut Driver Display complete with 7 wrenches No. 6 to No. 12	5.25	3.15
15—Display Rack only (holds 5 wrenches)	.30	.18
17—Display Rack only (holds 7 wrenches)	.35	.21

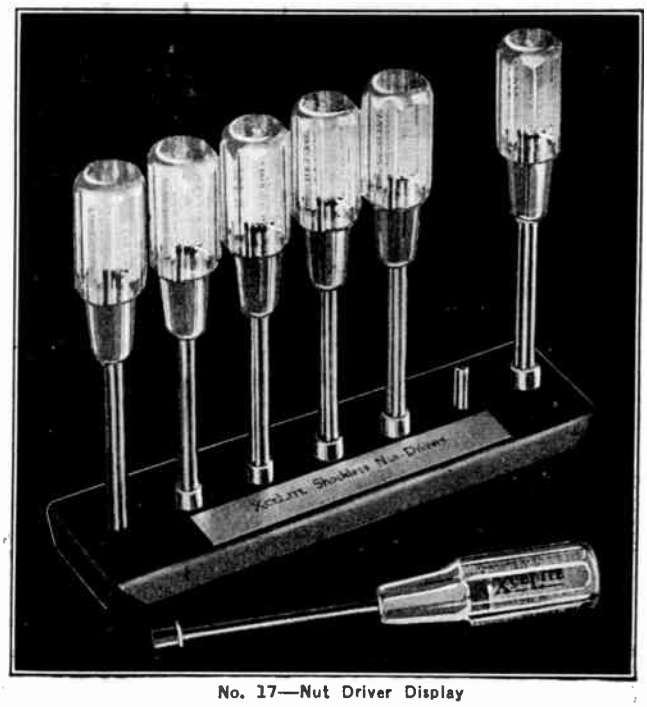

No. 17—Nut Driver Display

HOLLOW SHAFT NUT DRIVERS

This unique, time-saving tool was especially designed for general electrical and radio work. In radio, it is primarily useful in installing and removing volume control and other panel equipment. The nut is readily tightened or loosened without damage to the panel. On telephone or power switchboards, the Hollow Shaft Nut Driver is especially useful where nuts must be installed or removed over long protruding bolts or studs — made with or without insulated shafts. The former for use with high voltage work. Shafts insulated for protection up to 1000 volts; handles to 5000 volts.

Nut Size	Depth of Hole	No. and Length Overall	Weight per Box	List	Net	Insulated List	Insulated Net
5/16"	2¼"	HS-10 6"	1 lbs.	$0.90	$0.54	$1.10	$0.66
11/32"	2¼"	HS-11 6"	1 lbs.	.90	.54	1.10	.66
3/8"	5"	HS-12 6"	1 lbs.	1.05	.63	1.25	.75
7/16"	5"	HS-14 6"	1¼ lbs.	1.10	.66	1.30	.78
1/2"	5"	HS-16 6"	1½ lbs.	1.15	.69	1.35	.81
9/16"	5"	HS-18 6"	1⅝ lbs.	1.30	.78	1.50	.90
5/8"	5"	HS-20 7"	1⅞ lbs.	1.50	.90	1.70	1.02

STUBBY NUT DRIVERS

These tools have all the features of the regular XCELITE Nut Drivers, plus the advantage of a short shank for working in close or difficult quarters where a powerful grip is required. The Stubby Nut Driver is a mighty practical tool for installing car radios, working around carburetors, fuel pumps, shock absorbers, etc. Made in ¼", 5/16", and ⅜" sizes, with extra-deep hexagon sockets to handle two nuts at once.

Sockets are truly formed and free of burrs. They are tempered and fully finished. Handles are genuine shockproof XceLite.

Handle, 1¼" diameter
Overall Length 3¼"
Shaft, 1¼" hollow
Weight per doz., 1½ lbs.

List Price
$0.70
Net Price
$0.42

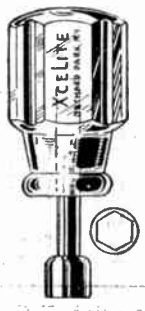

PRICES SUBJECT TO CHANGE WITHOUT NOTICE

Copyright by U. C. P., Inc.

Quality XCELITE Tools

XCELITE "Combination Detachable" SCREWDRIVER

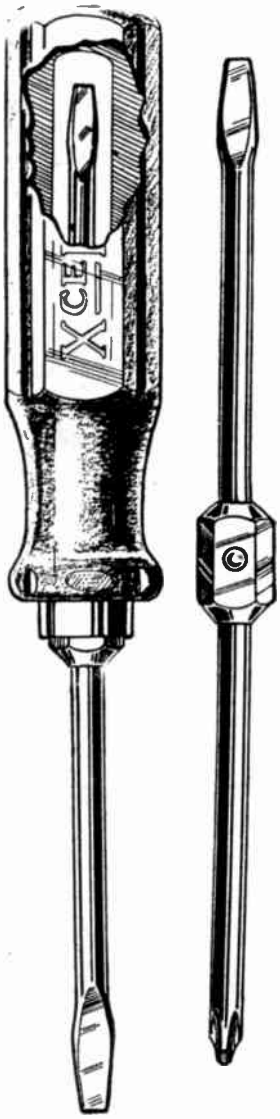

BALL FASTENER

STUBBY TYPE

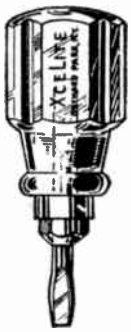

Here's convenience—and saving—combined in a mighty unique and useful tool. The XCELITE Combination Detachable Screwdriver has a genuine XceLite Shockless Handle, hollow to receive the dual-blade screwdriver units listed below. With this practical XceLite handle and, for example, a No. 2 Phillips blade on one end and a ¼" XceLite blade on the other, you have two screwdrivers for just about the price of one! What's more, you can buy blades of other sizes to fit the same handle. Note the unique ball fastener on the blade. This holds the screwdriver unit securely in place—yet readily slips out when desired.

BLADE COMBINATIONS

(Order by Number)

No. 1 — No. 1 Phillips and ⅛" XceLite
No. 2 — No. 2 Phillips and ¼" XceLite
No. 3 — No. 3 Phillips and $\frac{5}{16}$" XceLite

STUBBY TYPE (overall length 3")

No. S-1 Stubby — No. 1 Phillips and ⅛" XceLite
No. S-2 Stubby — No. 2 Phillips and ¼" XceLite
No. S-3 Stubby — $\frac{3}{16}$" XceLite and ¼" XceLite

PRICES

	Regular		Stubby	
	List	Net	List	Net
Complete	$1.45	$0.97	$1.10	$0.73
Extra Handles	.75	.50	.65	.43
Extra Blades	.75	.50	.50	.33

6" XCEL Adjustable SOCKET WRENCH (with Attachments)

A whole set of tools in one! Easy, light-weight tool to handle; yet super tough due to its drop-forged construction of special chrome nickel steel. Chrome finished. Fits any size nut, hexagon or square, round or odd shaped, from ¼" to 1". Has two mighty useful attachments—hammer head of unbreakable XCELITE and an alloy steel screwdriver to insert in small end of wrench to form offset screwdriver.

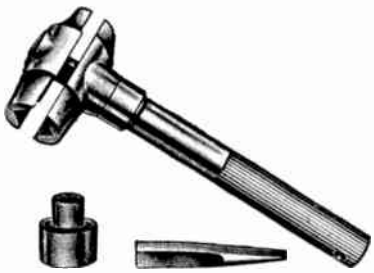

List Price, complete, $1.75 **Special Dealer Price $0.98**

Individually boxed, packed 6 to a self-selling display carton.

Weight, 6 lbs.

Copyright by U. C. P., Inc.

PRICES SUBJECT TO CHANGE WITHOUT NOTICE

Quality XCELITE Tools

XCEL PLIERS

XCEL pliers are made for radio and electrical work. They embody in their design suggestions from radio and electrical engineers and technicians. Recent advances in the manufacture of alloy steel have enabled us to still further improve the quality. From drop forging to final inspection, the best methods and highest standards prevail. Xcel pliers are fully guaranteed against defects of material or workmanship and any plier showing such defects will be cheerfully replaced if returned to us.

Please do not ask us to replace cutting pliers which have been abused by attempting to cut metal which has been case hardened or otherwise hardened. Pliers which have been filed or reground or burnt from a live wire are not replaceable. If pliers break, return ALL broken parts. Remember, pliers wear out. When they do, don't expect free replacement.

No. 60—Xcel Side Cutting Plier 6" List, $1.90 **Net, $1.33**

The handles of this plier are designed to afford the greatest leverage. The plier is lighter in weight than the regular lineman's side cutter and is designed for radio and light electrical work. Drop forged from finest alloy steel and skillfully tempered, its cutting qualities are unsurpassed by any side cutting plier. Knives are hand honed.

No. 59—Xcel Chain Nose Electricians Plier 7¾" List, $2.50 **Net, $1.75**

A plier that should be in every Radio and Electrical worker's kit. It has literally a dozen special uses. It is of very sturdy construction yet is so streamlined that it easily gets into places no other plier can. A very popular number. Drop forged from finest alloy steel.

No. 57—Xcel extra Long Duck Bill 7" List, $2.20 **Net, $1.54**

This duck bill plier has that extra long reach for the "hard to get at place." It is sturdy, being made from a special alloy steel. Made to fit the hand. A superior plier of this type.

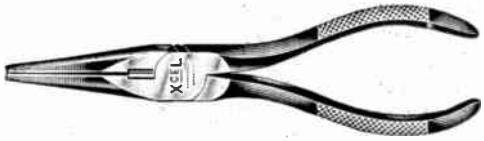

No. 51—Xcel Long Needle Nose and Side Cutter Plier 7" List, $2.20 **Net, $1.54**

Xcel long needle nose side cutting plier is drop forged from the finest alloy steel. The nose is spring tempered and the cutting knives are hand honed. Every radio repair man knows how handy this plier is.

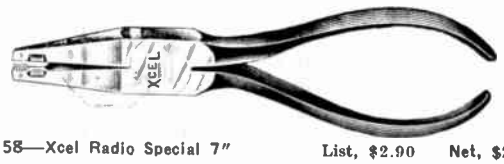

No. 58—Xcel Radio Special 7" List, $2.90 **Net, $2.03**

This plier must be seen to be appreciated. It combines the usefulness of a diagonal and needle nose. Excellent for crushing and stripping insulated wire. Knives are hand honed and useful in the "hard to get at" places.

NOTE: Not guaranteed against breakage.

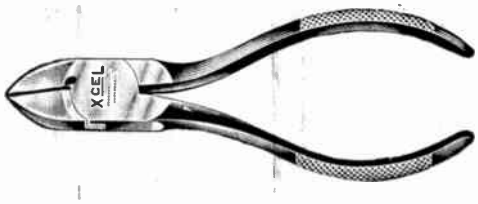

No. 55—Xcel Diagonal 5" List, $2.20 **Net, $1.54**

This plier has special features not found in any other diagonal on the market and embodies suggestions made by Radio and Electrical engineers. The throat of the jaws is flattened for crushing insulation on wires before removal and for taking out "kinks" in the wire. These pliers are drop forged from a special analysis alloy steel and the most exacting care is used in their heat treatment. The jaws are hand honed and will cut clean and stand up. This is a special diagonal plier designed for Radio Electrical use exclusively. Not recommended for general use.



No. 56—Xcel Wrench Plier 6" List, $1.10 **Net, $0.77**

Here is the handiest battery plier you ever used. It is so designed that gripping the handle forces the object in against the jaws instead of out and away. Will handle anything round, square or hexagon, a wonderful all around general purpose plier. Has jaws milled with pipe wrench teeth. Drop forged from tough nickel molybdenum steel, expertly heat treated. Range of jaws ⅞". Three adjustments.

No. 62—Xcel Ignition Plier 5" List, $0.90 **Net $0.63**

This plier is of the same general construction as the No. 56 except it is much smaller, being 5" long. Extremely useful both for Radio and ignition work.

PRICES SUBJECT TO CHANGE WITHOUT NOTICE

Copyright by U. C. P., Inc.

JACKSON SOLDERING IRONS

No. 121 — 55 WATTS

Tip ⅜ dia. Length 11 in. Weight 8 oz. Highly polished nickel plated tube. 6 ft. Heater Cord with Rubber Cap. Mahogany Handle. Removable Copper Tip.

Model 121	List Price	$1.50
Extra Tips, each	List Price	.25
Elements, each	List Price	.65

No. 216 — 55 WATTS

Tip $\frac{5}{16}$ dia. Length 12 in. Weight 8 oz. Highly polished nickel plated tube. 6 ft. Heater Cord with Rubber Cap. Mahogany Handle. Adjustable Copper Tip with set screw.

Model 216	List Price	$1.50
Extra Tips, each	List Price	.25
Elements, each	List Price	.65

SOLDERING IRON KIT

Complete with 55 watt iron and stand. Gun Metal Finish. Removable Tip. Solder and Paste, Emery Cloth.

Model 121K ..... List Price $1.50

No. 217 — 75 WATTS

Tip ⅜ dia. Length 12 in. Weight 10 oz. Highly polished nickel plated tube. 6 ft. Heater Cord with Rubber Cap. Mahogany Handle. Adjustable Copper Tip with set screw.

Model 217	List Price	$2.15
Extra Tips, each	List Price	.40
Elements, each	List Price	.95

No. 218 — 100 WATTS

Tip $\frac{7}{16}$ dia. Length 12 in. Weight 14 oz. Highly polished nickel plated tube. 6 ft. Heater Cord with Rubber Cap. Mahogany Handle. Adjustable Copper Tip with set screw.

Model 218	List Price	$2.50
Extra Tips, each	List Price	.55
Elements, each	List Price	1.75

SOLDERING PENCIL

The Tool You've Been Waiting For! A 25-watt, ¼ inch soldering pencil that does the work of any 100-watt iron. The result of extensive research. Extremely economical. Brass wound, mica covered element guarantees durability. 6-ft. approved rubber cord and plug. Model 230, complete with 3 tips and stand.

List Price $1.50

Model 231 (⅜" tips—40 Watts) $2.00

BATTERY CLIPS—Heavy Spring Jaw Clips for Instant Connection

No. 206—Midget Size, 5 Amp.

Electro-Plated—1½ in. Long

List Price ..... $5.00 C

No. 123B—Small Size, 10 Amp.

Electro-Plated—2 in. Long

List Price ..... $5.00 C

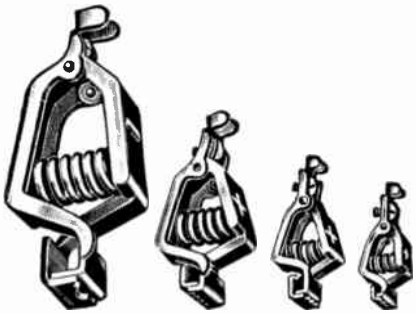

No. 123—Medium Size, 25 Amp.

Electro-Plated—2⅞ in. Long

List Price ..... $8.00 C

No. 124—Large Size, 50 Amp.

Electro-Plated—3⅞ in. Long

All above packed 50 to Carton.

List Price ..... $12.00 C

No. 117
AUTOMATIC VOLTAGE CONTROL

For all standard Sets. Individual Box

List Price ..... Each $0.68

No. 125
HEAVY GRIP TITE GROUND CLAMP

With Set Screws—Electro-Plated
Packed 50 to Carton

List Price ..... $5.50 C

Copyright by U.C.P., Inc.

JACKSON SOLDERING IRONS

FEATURES

The sturdy construction of JACKSON Irons guarantees long usage and hard wear. Every part is carefully manufactured, and tested in our factory before shipping. Standard Soldering Irons are individually packed in orange and black cartons, plainly marked as to type and voltage.

No. 141 — 75 WATTS

Tip $\frac{7}{16}$ dia. Length 12 in. Weight 12 oz. Highly polished nickel plated tube. 6 ft. Heater Cord with Rubber Cap. Removable Mahogany Handle. Removable Copper Tip.

Model 141	**List Price**	**$3.00**
Extra Tips, each	**List Price**	**.40**
Elements, each	**List Price**	**1.35**

No. 142 — 100 WATTS

Tip ½ dia. Length 12 in. Weight 16 oz. Highly polished nickel-plated tube. 6 ft. Heater Cord with Rubber Cap. Removable Mahogany Handle. Removable Copper Tip.

Model 142	**List Price**	**$3.75**
Extra Tips, each	**List Price**	**.55**
Elements, each	**List Price**	**1.75**

No. 144 — 150 WATTS



Tip ⅝ dia. Length 12 in. Weight 20 oz. Highly polished nickel plated tube. 6 ft. Heater Cord with Rubber Cap. Removable Mahogany Handle. Removable Copper Tip.

Model 144	**List Price**	**$6.00**
Extra Tips, each	**List Price**	**.80**
Elements, each	**List Price**	**2.75**

No. 143 — 200 WATTS



Tip ¾ dia. Length 13 in. Weight 24 oz. Highly polished nickel plated tube. 6 ft. Heater Cord with Rubber Cap. Removable Mahogany Handle. Removable Copper Tip.

Model 143	**List Price**	**$8.00**
Extra Tips, each	**List Price**	**.95**
Elements, each	**List Price**	**3.75**

No. 149 — 75 WATTS



Tip $\frac{7}{16}$ dia. Length 12 in. Weight 12 oz. Highly polished nickel plated tube. 6 ft. Heater Cord with Rubber Cap. Removable Black Handle. Adjustable Copper Tip with set screw.

Model 149	**List Price**	**$3.25**
Extra Tips, each	**List Price**	**.55**
Elements, each	**List Price**	**1.20**

No. 145 — 100 WATTS



Tip ⅜ dia. Length 12½ in. Weight 16 oz. Highly polished nickel plated tube. 6 ft. Heater Cord with Rubber Cap. Removable Black Handle. Adjustable Copper Tip with set screw.

Model 145	**List Price**	**$4.50**
Extra Tips, each	**List Price**	**.65**
Elements, each	**List Price**	**1.85**

No. 146 — 150 WATTS

Tip ½ dia. Length 12½ in. Weight 20 oz. Highly polished nickel plated tube. 6 ft. Heater Cord with Rubber Cap. Removable Black Handle. Adjustable Copper Tip with set screw.

Model 146	**List Price**	**$7.00**
Extra Tips, each	**List Price**	**.80**
Elements, each	**List Price**	**2.75**

No. 147 — 200 WATTS



Tip ⅝ dia. Length 12½ in. Weight 24 oz. Highly polished nickel plated tube. 6 ft. Heater Cord with Rubber Cap. Removable Black Handle. Adjustable Copper Tip with set screw.

Model 147	**List Price**	**$10.00**
Extra Tips, each	**List Price**	**1.10**
Elements, each	**List Price**	**3.75**

Approved by Underwriters Laboratories

Copyright by U. C. P., Inc.

VASCO

TRADE-MARK REG. U. S. PAT. OFF.

ELECTRIC SOLDERING IRONS

(APPROVED BY UNDERWRITERS' LABORATORIES)

No. 85—A brand new iron in the VASCO line for high speed soldering on wiring and other light electrical work.

Cat. No.	Diameter of Tip	Watts	Net Weight	Length Over All	Diameter Over All	Shipping Weight Approximate	List Price	Extra Element No. 85E	Extra Tip No. 10038
85	⅜ in.	85	14 oz.	12 ins.	¾ in.	2 lbs.	$5.50	$2.35	$0.40

No. 100—Used exclusively by radio factories, telephone switchboard work and other light duty production jobs.

Cat. No.	Diameter of Tip	Watts	Net Weight	Length Over All	Diameter Over All	Approximate Shipping Weight	List Price	Extra Element No. 100E	Extra Tip No. 10038
100	⅜ in.	100	16 oz.	12⅞ ins.	⅞ in	2 lbs.	$7.20	$3.60	$0.40

No. 150 — A medium weight iron for chassis spotting, radio work, small metal parts. Provides the extra heat needed for many jobs.

Cat. No.	Diameter of Tip	Watts	Net Weight	Length Over All	Diameter Over All	Approximate Shipping Weight	List Price	Extra Element No. 150E	Extra Tip No. 15012
150	½ in.	130	19 oz.	12⅞ ins.	1 in.	2 lbs.	$8.50	$4.75	$0.80

No. 180—An excellent iron for general shop and garage use. Large enough for light sheet metal work, and auto electricians.

Cat. No.	Diameter of Tip	Watts	Net Weight	Length Over All	Diameter Over All	Approximate Shipping Weight	List Price	Extra Element No. 180E	Extra Tip No. 20058
180	⅝ in.	200	28 oz.	13⅝ ins.	1¼ ins.	3 lbs.	$8.60	$5.25	$1.25

No. 300—Used extensively for sheet metal work, small motor factories, general service, and production work.

Cat. No.	Diameter of Tip	Watts	Net Weight	Length Over All	Diameter Over All	Approximate Shipping Weight	List Price	Extra Element No. 300E	Extra Tip No. 30078
300	⅞ in.	300	42 oz.	14¾ ins.	1-9/16"	4 lbs.	$11.50	$6.50	$1.75

No. 500—A heavy duty industrial iron for hard service. Used by tin shops, coppersmiths and other production jobs requiring a heavy iron.

Cat. No.	Diameter of Tip	Watts	Net Weight	Length Over All	Diameter Over All	Approximate Shipping Weight	List Price	Extra Element No. 500E	Extra Tip No. 55098
500	1⅛ ins.	500	60 oz.	15 ins.	1¾ ins.	5¾ lbs.	$15.00	$10.00	$2.50

All irons furnished for 105-120 volts, A.C. or D.C., also 215-230 volts A.C. or D.C. Special voltages can be furnished upon request.

Copyright by U. C. P., Inc.

HOTSPOT

TRADE-MARK

ELECTRIC SOLDERING IRONS

(APPROVED BY UNDERWRITERS' LABORATORIES)

THE 1941 Series HOTSPOT IRONS are the finest popular priced iron on the American market. HOTSPOT irons are furnished with the NEW bakelite handle, which incorporates terminal connector, strain relief, and handle all in one (except No. 75). New also is the highly efficient finned heat retarding union—keeps the handle cool at all times. These are exclusive HOTSPOT features. (Patents pending.) HOTSPOT IRONS all have "Compression-Type" elements, wound on genuine amber mica, insuring the maximum thermal efficiency and electrical strength. Chromel "A" resistance alloy used exclusively in winding HOTSPOT IRONS. Although designed primarily for intermittent duty, thousands of HOTSPOT IRONS are used in industrial plants and shops.

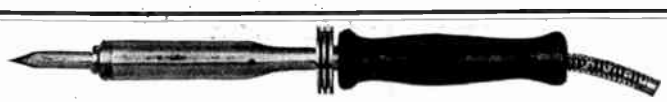

Cat. No. 75—60 Watts—¼" Tip.
Weight 8 oz.

LIST PRICE	$3.75
Extra tip, No. 75T	.25
Extra element, No. 75E	1.45

The **NEW "BABY" HOTSPOT** Iron—For Tool Kit or Bench

FEATURES
- LIGHT WEIGHT (Only 8 ounces)
- SMALL TIP for close places (¼")
- SHORT LENGTH—Just 8½ inches
- HANDY SIZE—Plus plenty of heat.

Cat. No. 850—85 Watts—⅜" Tip.
Weight 12 oz.

LIST PRICE	$4.50
Extra tip, No. 10038	.40
Extra element, No. 850E	1.50

This is an efficient, quick-heating iron for wire connections and other light soldering jobs. Equipped with plunger tip and indestructible element, same as used in higher-priced irons.



Cat. No. 10—100 Watts—⅜" Tip.
Weight 1 lb.

LIST PRICE	$5.00
Extra tip, No. 10038	.40
Extra element, No. 10E	1.75

An ideal iron for radio assembly and other light soldering. Plunger tip completely surrounded by element, thereby utilizing maximum heat.

Cat. No. 15—150 Watts—½" Tip.
Weight 1 lb. 4 oz.

LIST PRICE	$5.75
Extra tip, No. 15012	.80
Extra element, No. 15E	2.50

Has the extra heat necessary for chassis spotting. An excellent iron for the shop, radio work, etc.

Cat. No. 18—200 Watts—⅝" Tip.
Weight 2 lbs.

LIST PRICE	$7.50
Extra tip, No. 20058	1.00
Extra element, No. 18E	3.75

A general purpose iron for shop, garage and light sheet metal work. Also used by radio factories.

(See other side)

Copyright by U.C.P., Inc.

American Beauty

ELECTRIC SOLDERING IRONS

Durable • Dependable • Efficient

"American Beauty" Electric Soldering Irons embody those features of design and construction that 46 years of specialized experience in the exclusive manufacture of electric heating appliances have demonstrated to be desirable for efficient and lasting service.

RELATIVE SIZES AND SPECIFICATIONS

Nos. 3138 to 3198 are typical in design and construction, varying only in sizes and capacities. All are built with baffle-plate to prevent free conduction of heat from heating unit to wood handle. Baffle-plate of No. 3138 is of such dimensions as not to interfere with the use of the iron in limited spaces. Can be supplied in special wattages to meet particular conditions. Made for use on all standard voltages and for 32 volts. No. 3138 also made for use on 12 volts. Nos. 3138 to 3198 can be equipped with 3-conductor cord, one wire grounded, at slight additional charge.

S-76

No. S-76 is a small iron designed and intended for very light work. Its wattage consumption is but 50 watts. It differs from the Nos. 3138 to 3198 in design and construction. Its tip is of the screw-on type, with tapered fit, and screws on to aluminum head of heating element.

Cat. No.	Watts	Diam. of Tip	Length Over All	Net Weight
S-76	50	7/16 in.	11⅝ in.	6 oz.
3138	100	⅝ in.	12⅞ in.	16 oz.
3158	200	⅝ in.	13⅝ in.	28 oz.
3178	300	⅞ in.	14⅜ in.	42 oz.
3198	550	1⅛ in.	15 in.	60 oz.

S-76—List Price.....$4.50 Net Price.....$2.98



TEMPERATURE REGULATING STAND

No. 475

List Price

$4.95

Net Price

$3.46



	3138	3158	3178	3198
List	$7.20	$8.60	$11.50	$15.00
Net	4.79	5.72	7.67	9.98

← This is a thermostatically controlled device for the regulation of the temperature of electric soldering irons. When placed on this stand, the soldering iron is maintained at working temperature, ready for instant use, or if desired, at a lower temperature. Through an adjustment on bottom of stand, thermostat may be set for maintenance of any desired temperature from very low, or warm, to full working temperature. Body of stand is of molded plastic. Soldering iron holder proper is of copper. Stand is provided with cord and attachment-plug cap for connection to current and with a receptacle for connection of the electric soldering iron. It is designed for use with electric soldering irons up to 660 watts capacity and on circuits up to 240 volts, AC only.

Copyright by U.C.P., Inc.

Patent Pending

Radiojac

THE IDEAL TOOL TO SUPPORT YOUR RADIO CHASSIS

● Every Radio Serviceman will agree on his past experience with inadequate and bulky contrivances and how he continues to use old batteries, blocks, boxes, and whatnot for this purpose.

● RADIOJAC is designed to fill this long-felt need. It offers the following Advantages over any other device for this purpose:

1. **RADIOJAC is the only device which will actually support any chassis regardless of size, age or weight.**
2. RADIOJAC is set up without any loss of time — without screwing or clamping.
3. The Support is rigid, due to a patented **spring-tight fit** between rod and base.
4. The Chassis is free to be turned without interference with speaker leads.
5. RADIOJAC requires very little bench space—only 2½" x 9".
6. RADIOJAC is low in price.



● From a handy Benchstand containing 36 hardwood rods varying in length from 1½" to 8", you can readily select any length of support. Simply insert the needed rods into respective bases, which are provided with a spring-tight fit, — and within a few seconds you have a substantial support for any chassis.

● The photographs below representing sets of all vintages will convince you of the efficiency of this much needed Tool.





Only $1.60

NET TO SERVICEMEN

Benchstand with
36 Hardwood Rods
from 1½" to 8"
1 Large Base
3 Small Bases

THE SUREME MODEL 525 SOLDERING TOOL

"SUPREME BY COMPARISON"

(1) The greatest individual contribution to the art of soldering in many years. Unexcelled for radio, telephone, and general soldering.

(2) Three definite, different core heats controlled by cord switch, together with adjustable soldering rod provide a great number of possible tip temperatures.

(3) Non-sealing copper soldering rod may be extended 6 inches maximum from heating body to reach locations totally inaccessible with straight soldering tools.

(4) Either end of soldering rod may be used by simply turning tool over in the hand, thus allowing two different types of points for instant use.

(5) Soldering rod easily removable for pointing and shaping.

(6) Soldering rods obtainable in a variety of shapes.

(7) New working comfort with perfect mechanical balance is allowed by the handle mounted at **right angles** to the heating body.

(8) Pivot mounting allows heating body to be set at any angle from parallel to approximately 110 degrees with handle thereby allowing additional flexibility to meet working conditions.

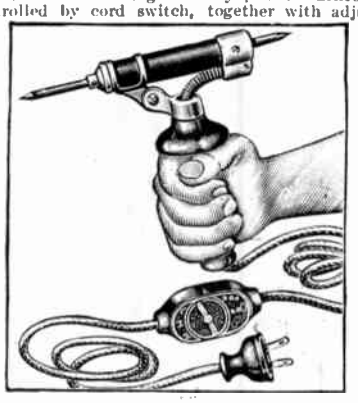

(9) Heating unit which is easily replaceable reaches working temperature quickly.

(10) Wattages: 75 watts for general light work; 125 watts for medium work and rod extensions to approximately 4 inches; 200 watts for quick heating from cold, heavy duty soldering, and for rod extensions to 6 inches.

(11) Weight approximately 18 ounces.

(12) Also available in single heat models.

THE SUPREME MODEL 525 SOLDERING TOOL

(Triple-Heat—75, 125 and 200 Watts)
Net Price $6.75

(Single-Heat—125 Watts)
Net Price 6.00

MORRIS DELUXE COIL WINDER

Will wind Honey Comb, Spiderweb, or Solenoid coils of various widths and diameters. Equal in appearance to factory-made coils. Includes all accessories necessary for winding the various types. Has recorder and indicator that counts turns. Black enamel finish. Shipping Weight 6 lbs.

NET PRICE $4.35



Net

Copyright by U. C. P., Inc.

1/2 INCH DRILL SpeedWay PORTABLE BENCH GRINDER

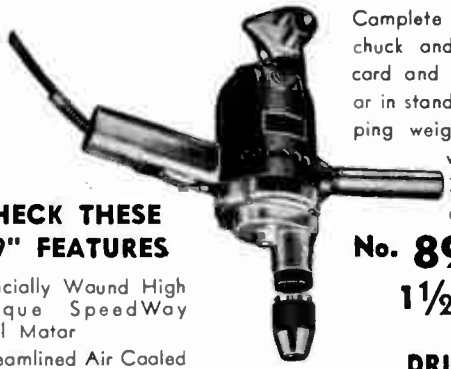

Complete with hand opeated 3-jaw 1/2" chuck and rubber covered waterproof cord and unbreakable plug. Sold singly or in standard packages of 3 drills. Shipping weight singly, 9 1/2 lbs. Shipping weight of standard package, 32 lbs. Key operated Jacobs chuck, **$5.00 extra.**

No. 89

1 1/2" SpeedWay DRILL $27.50

CHECK THESE "89" FEATURES

- Specially Wound High Torque SpeedWay Drill Motor
- Streamlined Air Cooled Die Cast Case
- Natural Grip Direct Thrust Breast Plate Handle
- Removable Side Handle for Close Quarters
- Self Aligning Oilless Bearings
- 500 R.P.M. Operating Speed
- Smooth Sliding Thumb Switch
- Permanently Beautiful 2-Tone Finish
- Self-Aligning Drill Stand
- Standard Packages of 3 Drills, or 3 Stands

Climaxing SpeedWay's 30 years of specialization in the design and manufacture of portable electric tools comes the SpeedWay No. 89—a superior 1/2" capacity industrial drill with a list price of **$27.50.** Here is a marked achievement made possible by long drill experience, masterful drill engineering, modern manufacturing methods and quantity production. Only SpeedWay could produce an "89."

Much more than a phenomenally low price drill, the SpeedWay No. 89 is in many ways the best standard 1/2" drill available at any price. It has a wide safety factor of excess power light weight and a better motor and masterfully engineered back gearing. Operates at 500 R.P.M.—gets work done. It is more efficiently cooled—is cooler running, hence longer lived. It has a new type breast plate handle that permits a natural, less fatiguing grip and applies thrust directly behind the drill point, increasing accuracy (straight holes) and relieves wrist strain. It is beautifully styled with a modern streamlined case finished in lacquered white metal and crackle blue.



No. 209 STAND ONLY

$10.95

Weight of Stands, each 21 lbs. Weight Standard Package of 3 No. 209 Stands, 68 lbs.

The No. 209 Drill Stand is lever operated, sturdily built with machined and ground base, and has ears for bolting to bench. The drill bracket is cast in one piece, is line bored and holds the drill rigidly and accurately perpendicular in all positions. Drill and bracket can be instantly adjusted for height with two thumb nuts. With this bracket a No. "89" Drill makes a convenient ,accurate and serviceable Drill Press.

SpeedWay No. 119 PORTABLE BENCH GRINDER

Complete with 110 V AC Motor, 1 coarse and 1 fine grinding wheel—each 4 3/8 x 3/8", built-in toggle switch, cast housing, cast base with 4 rubber feet, and a 6-foot rubber covered cord and plug.



$9.85

With DC Motor $1.00 Extra

A handy and capable portable electric bench grinder with self contained, direct connected motor that swings two 4 3/8" x 3/8" grinding wheels, completely housed in a modern streamlined, cast housing, with built-in toggle switch and adjustable (or removable) tool rests, carrying handle, rubber feet. and 6 ft. rubber covered cord and plug.

Ideal for sharpening drills, hand tools, knives and cutter bits—for a hundred home and industrial grinding jobs. Goes to the work—in the shop, the kitchen, the garage, etc., etc., plugs into any 110 volt outlet, saves endless steps and valuable time.

It's safe around the home for motor and wheels are completely covered except at working point. Rubber feet deaden noise and give a non-slipping base that will not mar the finest finish. Cast-in ears are there if permanent installation is desired. Rigid tool rest slides in or out to give desired tool angle or compensate for wear of wheel, or can be removed with the turn of a thumb screw.

Stop spoiling work with dull tools; Craftsman, mechanic, handyman or tinkerer the Speedway Type 119 is the Grinder you have been waiting for, and it's yours complete with one fine and one coarse grinding wheel, ready for use.

Copyright by U. C. P., Inc.

1/4 INCH DRILL — SpeedWay — No. 250 KIT HAND GRINDER

The spread of the homecraft movement has led to the general use of power tools in the home and created a vast new market for popular priced electric drills and grinders. During the last few years paralleling the growth of the home market there has been a definite trend among designers of industrial drills toward smaller, lighter, more compact designs. SpeedWay, with their 30 years of experience in the design and manufacture of portable electric tools, has pioneered the development of lighter, more economical equipment.

Now, by combining this specialized tool engineering experience with new scale production methods, masterfully engineered back-gearing, new and stronger die cast metals, etc., SpeedWay has produced two remarkable tools, the Speedway 69 Drill and the SpeedWay No. 129 Grinder—miniature tools at "toy" prices—still in fact, husky, quality tools with the power and performance of drills weighing and costing twice as much.

SpeedWay No. 69 DRILL

$9.95

The SpeedWay No. 69 Drill establishes a new standard in the miniature, moderate priced field. The handle and gear case are die cast zinc alloy, polished and lacquered, the body shock-proof, heavy gauge steel, finished in baked crackel enamel. The design permits direct line application of thrust—makes straight drilling not only possible but natural. The switch is correctly located—can be instantly flipped with the thumb without shifting grip. Heavy steel gears completely incased in die cast housing—run in grease. The 1/4" chuck is of improved 3-jaw type. Powered by series wound 110v universal SpeedWay Motor, with built in cooling fan. Comes complete with 6 ft. of reinforced rubber covered cord and rubber plug. No. 69 Drill only, net weight 2 1/4 lbs.

No. 69 DRILL $9.95

SpeedWay No. 129 GRINDER

The design of the SpeedWay No. 129 Grinder is based upon a practical knowledge of grinding and cutting requirements. It is shaped to fit the hand, and give maximum tool clearance and visibility at point of work at all angles of application. The guide finger support permits gripping well forward on the collet, a feature that greatly increases both power and accuracy in grinding, routing, touching-up or cutting. Two collets are furnished with Grinder.....3/32" and 1/8". The SpeedWay 129 Grinder operates at 20,000 R.P.M., much faster and hence much more efficiently than other similarly priced grinders. Its machine type collet takes all standard burrs, cutters, brushes, disks, and wheels with arbors from 3/32" to 1/8" permitting quick tool changes and clearance adjustments. It is equipped with the same special air-cooled SpeedWay motor used in the drill. No. 129 Grinder only, net weight 1 1/4 lbs.—**No. 129 GRINDER..... $6.95**

Complete with No. 129 Grinder

SpeedWay ROUTER

A light, fast, accurate Portable Router or Shaper consisting of a SpeedWay No. 129 all purpose Hand Grinder and a SpeedWay No. 309 Router Frame. This Portable Router is universal in its application: It has an adjustable "T" guide for edging (edge shaping) or parallel to edge routing (as for inlay striping). This guide has a "V" center that will follow any circle, regardless of diameter. Remove the "T" guide and you have a handy free router or shaper. And, with the tool-point guard "flopped" it is ready for templet work. Fast (20,000 R.P.M.) it makes smooth cuts that require a minimum finishing. Light weight and handy it is ideal for bench, wall or overhead work.

No. 309 SpeedWay Router Frame (without grinder).....**$4.45**
Price includes one 1/8" router bit. Extra 1/8" router bits **60c each**

SpeedWay COMBINATION STAND

Designed and built for use with the SpeedWay No. 69 Drill and No. 129 Grinder, this ingenious all-purpose stand converts a 69 Drill into an accurate and complete drill press, the 129 Grinder into a router, or horizontal lever-fed grinder, or with head reversed into a convenient shaper. Every drill owner will want this stand.

No. 229 STAND..... $4.45

COMBINATION KIT

Every home, shop, laboratory, studio and garage should have a SpeedWay 250 Kit, consisting of a SpeedWay 69 Drill, a SpeedWay No. 129 Grinder and 5 accessories, all in a fitted steel carrying case. The case, which is finished in matching blue crackel enamel, measures 8" x 10" x 4", has a hinged top, fastener and carrying handle. Though the drill, grinder, and accessories can be purchased separately, we recommend that the Kit be sold wherever possible, for then you have the most efficient tool for each job—a tool with the correct speed, right cutting edge and most convenient approach, as well as a steel case for keeping them at the bench or carrying them to the job. 250 Kit complete, net weight 6 1/4 lbs.

No. 250 KIT COMPLETE..... $17.95

Copyright by U. C. P., Inc.

VACO

AMBERYL SHOCK & BREAK PROOF HANDLE SCREW DRIVERS

DEEP GROOVE SURE GRIP HANDLES — ALLOY STEEL BLADES — FULLY GUARANTEED

AMBERYL *"Lifetime"* TOOL STEEL SCREW DRIVERS

The finest tool steel blades, heat treated to give long hard service—FULLY GUARANTEED.

Stock No.	Blade Size	Style	List each	Dealer each
A116–	2"–.0925x2	Pocket Clip	$.30	$.20
A116–	3"–.0925x3	Pocket Clip	.30	.20
A116–	4"–.0925x4	Pocket Clip	.30	.20
A130–	2"– ⅛x2	Pocket Clip	.25	.15
A130–	3"– ⅛x2	Pocket Clip	.25	.15
A130–	4"– ⅛x3	Pocket Clip	.25	.15
A132–	1¼"– ¼x1¼	Stub	.55	.37
A216R–	4"– ⅛x4	Narrow Bit	.40	.27
A216R–	6"– ⅛x6	Narrow Bit	.45	.30
A216R–	8"– ⅛x6	Narrow Bit	.50	.33
A216R–	10"– ⅛x10	Narrow Bit	.55	.36
A316R–	3"– 3/16x3	Round Blade	.50	.33
A316R–	4"– 3/16x4	Round Blade	.55	.36
A316R–	5"– 3/16x5	Round Blade	.60	.40
A316R–	6"– 3/16x6	Round Blade	.65	.43
A316R–	8"– 3/16x8	Round Blade	.70	.47
A316S–	4"– 3/16x4	Square "	.65	.43
A316S–	6"– 3/16x6	Square "	.75	.50
A316S–	8"– 3/16x8	Square "	.80	.53
A416R–	4"– ¼x4	Round Blade	.65	.43
A416R–	5"– ¼x5	Round Blade	.70	.47
A416R–	6"– ¼x6	Round Blade	.75	.50
A416R–	8"– ¼x8	Round Blade	.85	.57
A416S–	4"– ¼x4	Square "	.85	.57
A416S–	6"– ¼x6	Square "	.90	.60
A416S–	8"– ¼x8	Square "	.95	.63
A516R–	6"–5/16x6	Round Blade	1.00	.66
A516R–	8"–5/16x8	Round Blade	1.05	.69
A516R–	10"–5/16x10	Round Blade	1.10	.72
A516S–	6"–5/16x6	Square "	1.10	.72
A516S–	8"–5/16x8	Square "	1.15	.77
A516S–	10"–5/16x10	Square "	1.25	.83

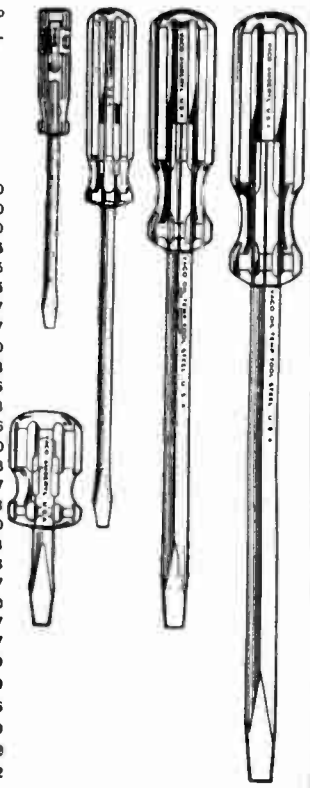

AMBERYL PHILLIPS—HIGH CARBON STEEL BLADE

The increasing use of Phillips self-centering screws in radio assembly make a full kit of Vaco Phillips screw drivers a necessity.

Stock No.	Size Blade (")	Point No.	Overall Length (")	List Each	Dealer Each
P10	5/32x3	1	5⅛	$.70	$.42
P20	¼x4¾	2	8⅛	90	.54
P30	5/16x6	3	10	1.15	.69
P40	⅜x8	4	12	1.30	.78
P50	¼x1⅛ Stub	2	3	.80	.48
P60	5/32x1¼ Stub	1	2	.75	.45
P111	5/32x1¼ Pocket Clip	1	3⅛	.60	.38
P122	5/32x3¼ Pocket Clip	1	5⅛	.65	.39

AMBERYL SPIN - HEX NUT DRIVERS

Deep drilled shafts—Thin wall Hex. Flat faced for close work.



Stock No.	Size (")	Overall Length (")	List Each	Dealer Each
S6	3/16	6	$.70	$.42
S8	¼	6	.70	.42
S9	9/32	6	.70	.42
S10	5/16	6	.70	.42
S11	11/32	6	.70	.42
S12	⅜	6	.70	.42
S14	7/16	6	.70	.42
S16	½	6	.70	.42
VOLUME CONTROL SIZES—*Hollow Shaft Throughout*				
S160	½	7	1.10	.66
S180	9/16	7	1.20	.72
FOR 3/32" SQUARE SET SCREWS				
S3	3/32 Square	6	.70	.42

VACO CARDED DISPLAY UNITS

No. S90 SPIN-HEX NUT DRIVER DISPLAY UNIT

Contains One Each
SPIN-HEX
3/16", ¼", 5/16", 11/32", ⅜", 7/16", ½"
and one each Volume Control 7/16" and ½"

Heavy easel back board keeps each size in its place.

List each $7.70
Dealer each 4.62

No. PC260 PHILLIPS CARBON STEEL DISPLAY UNIT

Contains One Each
PHILLIPS High Carbon
Nos. P10, P20, P30, P50, P60, P111, P122

Display these to your customers. Also keep one unit on your bench.

List each $6.10
Dealer each 3.66

No. A1116 EXTRA THIN BLADE POCKET CLIP SCREW DRIVERS

Contains One Dozen Assorted Lengths

No. 116 Radio Pocket Clip Screw Drivers. Blade Dia. .0925. Bit Width .0825.

Extra long Amberyl Handle chipped at top, very popular and useful. Contains 4 each 2", 3" and 4" lengths on display board.

List per unit of 12...$3.60
Dealer per unit of 12.. 2.40

No. A238 1/8" SQUARE BLADE HEX VACOLITE HANDLE, POCKET CLIP SCREW DRIVER

Contains One Dozen

2" square blade Shock and Break Proof hexagon Vacolite handle with pocket clip. A tough strong rust proofed blade. A very popular driver—low in price but high in quality.

List per card $2.40
Dealer per card 1.40

No. A138 1/8" ROUND BLADE NARROW BIT AMERYL HANDLE POCKET SCREW DRIVER



Contains One Dozen Assorted Lengths

⅛" blade, narrow cabinet point. Board holds 4 each: 2", 3" and 4" lengths. ½" grooved handle, Shock and Break Proof, Bust Proofed Blades.

List per card $3.00
Dealer per card 1.80

Copyright by U. C. P., Inc.

V A C O

AMBERYL SHOCK & BREAK PROOF HANDLE SCREW DRIVERS

DEEP GROOVE SURE GRIP HANDLES — ALLOY STEEL BLADES — FULLY GUARANTEED

VACO HAND FORGED—CHROME VANADIUM STEEL SCREW DRIVERS

Large Size AMBERYL HANDLES, Long Tapered Hand Shaped Bits

"The Finest Screw Driver Money Can Buy"

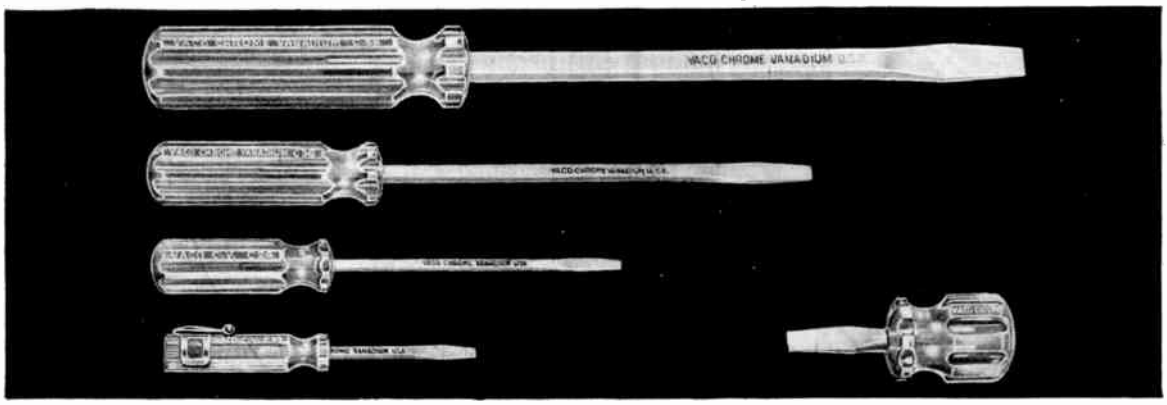

MADE WITH SQUARE BLADES ONLY

THIN BLADE RADIO STOCK SIZES

Stock No.	Size of Blade (")		List each	Dealer each
C22	1/8x2	Pocket Clip	$.50	$.33
C23	1/8x3	Regular Style	.60	.40
C24	1/8x4	Regular Style	.65	.43
C26	1/8x6	Regular Style	.75	.50
C33	3/16x3	Regular Style	.80	.53
C34	3/16x4	Regular Style	.85	.57
C35	3/16x5	Regular Style	.90	.60
C36	3/16x6	Regular Style	.95	.63
C38	3/16x8	Regular Style	1.00	.66
C41	1/4x1 1/4	Stubby	.80	.53
C44	1/4x4	Regular Style	1.00	.66
C46	1/4x6	Regular Style	1.10	.73
C48	1/4x8	Regular Style	1.15	.76

HEAVY DUTY LARGE SIZES

Stock No.	Size of Blade (")		List each	Dealer each
C410	1/4x10	Regular Style	1.30	$.87
C54	5/16x4	Regular Style	1.30	.87
C55	5/16x5	Regular Style	1.35	.90
C56	5/16x6	Regular Style	1.45	.97
C58	5/16x8	Regular Style	1.55	1.03
C510	5/16x10	Regular Style	1.60	1.07
C66	3/8x6	Regular Style	1.65	1.10
C68	3/8x8	Regular Style	1.75	1.17
C610	3/8x10	Regular Style	1.95	1.30
C614	3/8x14	Regular Style	2.55	1.70

VACO PHILLIPS CHROME ALLOY SCREW DRIVERS

Cadmium Plated, Rust Proofed Blades

Built for Long Hard Service—Highest Quality—Longest Life



Stock No.	Size and Length (")	Point No.	Overall Length	Takes Screws Numbers	List each	Dealer each
P1	5/32x3	1	5 1/2"	1 and smaller	$.85	$.51
P2	1/4x4 3/4	2		5 to 9	1.20	.72
P3	5/16x6	3		10 to 16	1.40	.84
P4	3/8x8	4		18 and larger	1.65	.99
P5	1/4x1 1/4 Stub	2		5 to 9	1.00	.60
P6	5/32x1 1/4 Stub	1		1 and smaller	.80	.48
P11	5/32x1 3/4 Pocket Clip			1 and smaller	.70	.42
P12	5/32x3 1/4 Pocket Clip	1		4 and smaller	.75	.45

VACO PHILLIPS OFFSET CHROME ALLOY SCREW DRIVER

Combination No. 1 Point One End
No. 2 Point Other End

No. P120 Offset Phillips should be in every tool kit. Very handy for those hard to get at places. Length 4 1/4". Bit length 1". No. 1 and No. 2 points.

List, Each..... $0.60
Dealer, Each..... .36

No. C80 CHROME VANADIUM RADIO SIZES

This attractive display unit contains 8 popular radio sizes — one each, C45, C38, C36, C34, C24, C26, C22, C11.

List, Each $7.10
Dealer, Each 4.20

No. PC16 CHROME ALLOY PHILLIPS DISPLAY UNIT

Contains one each P1, P2, P3, P5, P6, P11, P12. Chrome alloy Amberyl Phillips. Handy for both bench use and display.

List, Each $7.30
Dealer, Each..... 4.35

No. AN12 NEON ELECTRICAL TESTING SCREW DRIVER DISPLAY

Contains — One dozen No. AN4, 3/16 x 4", neon tube testers. Handles colored red in center, shows a bright red flash when leaks are encountered.

List, per Card.....$10.80
Dealer, per Card..... 6.48

Copyright by U. C. P., Inc.

VACO

AMBERYL SHOCK & BREAK PROOF HANDLE SCREW DRIVERS

DEEP GROOVE SURE GRIP HANDLES—ALLOY STEEL BLADES—FULLY GUARANTEED

VACO GRIP-POINT SCREW HOLDING SCREW DRIVERS

"The Perfect Screw Holding Screw Driver"

- HOLDS SCREW SECURELY TO DRIVER
- NO DROPPED OR LOST SCREWS
- HOLDS SCREW UNTIL FULLY SET

- NO INTERFERENCE WITH SCREW HEAD
- OPERATES WITH ONE HAND
- SPEEDY — POSITIVE — SURE
- NON-MAGNETIC

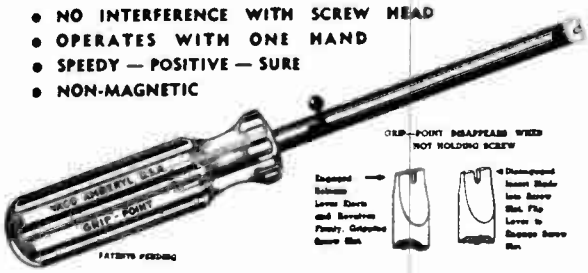

- NO INTERFERENCE WITH SCREW HEAD
- OPERATES WITH ONE HAND
- NON MAGNETIC

Stock No.		Sizes	Overall Length	Weight Doz.	List Each	Dealer Each
No. G2	$\frac{3}{16}$"x4¼"	Takes Screws 1 to 6	7¾"	2 lbs.	$1.50	$0.90
No. G3	¼"x4¼"	Takes Screws 4 to 14	8"	2¼ lbs.	1.60	.96
No. G4	$\frac{5}{16}$"x4¼"	Takes Screws 8 to 20	8¾"	2½ lbs.	1.70	1.02

VACO RUBBER COVERED BLADE ALL INSULATED SCREW DRIVERS

Long slim blades coated all but the tip with rubber by a new plating process. Handles are shock and break proof amberyl.

Prices are for Each One

VR241 — ⅛"x4"
List, $.55 . Dealer, $.33

VR261 — ⅛"x6"
List, $.60 . Dealer, $.36

VR281 — ⅛"x8"
List, $.65 . Dealer, $.39

VR361 — $\frac{3}{16}$"x6"
List, $.80 . Dealer, $.48

VR381 — $\frac{3}{16}$"x8"
List, $.85 . Dealer, $.51



DISPLAY UNIT
No. VR1200

CONTAINS ONE DOZEN ASSORTED

VACO ALL AMBERYL, COMPLETELY INSULATED ¼" SPIN-HEX NUT DRIVER

No. 540

Radio Servicemen will welcome this solid amberyl all insulated nut driver in the popular ¼" size.
List, ea. $.90 . . . . . Dealer, ea. $.54

No. A86 All AMBERYL SCREW DRIVER

A full six inches of solid amberyl all insulated radio screw driver. ⅛"x1" bit. Pocket clip attached. Handy, useful, safe.
List, ea. $.60 . . . . . Dealer, ea. $.36

AMBERYL HANDLE ELECTROLYTIC NUT WRENCH

The quick way to service PAL nuts used on electrolytic condensers. Deep sockets to clear leads.

TWO SIZES

No. S32 for $\frac{31}{32}$" nuts, list, ea. $1.50 . Dealer, ea. $.90
No. S36 for 1$\frac{3}{32}$" nuts, list, ea. 1.50 . Dealer, ea. .90

Copyright by U. C. P., Inc.

Thank You!

When writing for additional information or when ordering from sources of supply listed in this book, please mention

RADIO'S MASTER ENCYCLOPEDIA

Blue Wizard Adjustable Circle Cutters

Rugged improved circle cutters for making holes from 1" to 10" in diameter. Designed to cut accurately and quickly any materials listed below. May be used in slow-speed drill press or ordinary hand-brace. A practical tool priced so low that no shop can afford to be without it. Ideal for all kinds of radio construction work. All cutting bits are made of special high speed steel and are easily replaced with new ones or removed for sharpening.

THE SILENT SALESMAN

A Display Board for the Dealer's store consisting of 10 different sizes and types of circle cutters with samples of materials that the tool is capable of cutting, will greatly stimulate sales in the store. See photograph of Display Board to the right.

PRICES—ROUND SHANK

"JUNIOR" MODEL

	List Price	Net Price
No. 100—"Single Blade" Circle Cutter	$1.70	$1.28
No. 700—"Dual Blade" Circle Cutter	2.80	2.10

Cuts 1" to 6½" Circle—⅜" Round Shank

"STANDARD" MODELS

No. 200—"Single Blade" Circle Cutter	$2.50	$1.88
No. 800—"Dual Blade" Circle Cutter	3.30	2.48

Cuts 1" to 6½" Circle—⅜" Round Shank

"JUMBO" MODELS (HEAVY DUTY)

No. 300—"Single Blade" Circle Cutter	$4.20	$3.15
No. 900—"Dual Blade" Circle Cutter	5.80	4.35

Cuts 1¼" to 10½" Circle—½" Round Shank

SQUARE TAPERED SHANK

"JUNIOR" MODEL

No. 500—"Single Blade" Circle Cutter	$2.50	$1.88
No. 1100—"Dual Blade" Circle Cutter	3.30	2.48

Cuts 1" to 5" Circle

"STANDARD" MODEL

No. 600—"Single Blade" Circle Cutter	$3.30	$2.48
No. 1200—"Dual Blade" Circle Cutter	4.20	3.15

Cuts 1" to 6½" Circle



No. (10) "Blue Wizard" Display Board complete with 10 Tools as shown ..... $35.60 List $20.83 Net

F.O.B. Huntington Park, Calif.

Cut SHARP and CLEAN

CIRCLES — DISCS — WASHERS

GASKETS

in

- Wood or Cork
- Bakelite or Fibre
- Leather or Rubber
- Stainless Steel
- Thin Shim Material
- Galvanized Sheet Iron
- Cold Roll Steel

Copyright by U. C. P., Inc.

Gardiner RADIO SOLDER

Gardiner ROSIN-CORE SOLDER

CHICAGO

Custom set builders, servicemen and radio fans must have Rosin-Core Solder. This small package of Rosin-Core Solder catches their eye and the sale is easily made. Packed same as Repair-All. Stock it—display it, you'll sell it.

Here is just the combination solder and flux for delicate electrical and radio work. Used and recommended by the largest manufacturers of telephone, electrical and radio equipment. Quality alloy of tin and lead solder with pure rosin flux inside it, makes absolutely non-corrosive joints. No other flux is needed nor recommended. Only heat is necessary.

Gardiner Rosin-Core Solder melts quickly, flows freely and makes high tensile strength bonds. You are money ahead when you buy Gardiner Solder—it costs less!

Put up on 1 - 5 - 20 lb. spools.

ENGLISH WIRE GAUGES

Gauge No.	Decimal Inch Equivalent	Approximate Fractional Inch Equivalent	Approximate Millimeter Equivalent
1	.300"	19/64"	7.62 mm
2	.284"	9/32"	7.21 mm
3	.259"	17/64"	6.58 mm
4	.238"	15/64"	6.05 mm
5	.220"	7/32"	5.59 mm
6	.203"	13/64"	5.16 mm
7	.180"	3/16"	4.57 mm
8	.165"	11/64"	4.19 mm
9	.148"	5/32"	3.76 mm
10	.134"	9/64"	3.40 mm
11	.120"	1/8"	3.05 mm
12	.109"	7/64"	2.77 mm
13	.095"	3/32"	2.41 mm
14	.083"	21/256"	2.11 mm
15	.072"	9/128"	1.83 mm
16	.065"	1/16"	1.65 mm
17	.058"	7/128"	1.47 mm
18	.049"	3/64"	1.24 mm
19	.042"	5/128"	1.07 mm
20	.035"	9/256"	.89 mm
21	.032"	1/32"	.81 mm

MELTING POINTS of METALS and SOLDERS

Metals	Degrees Fahrenheit	Degrees Centigrade
Aluminum	1216	658
Antimony	1166	630
Bismuth	518	270
Copper	1981	1083
Gold	1945	1063
Lead	621	327
Silver	1762	961
Tin	450	232
Zinc	786	419

ALLOYS OF SOLDER

Melting Points only approximate
Tin Content mentioned first

Alloys	Degrees Fahrenheit	Degrees Centigrade
25/75	500	260
30/70	480	249
35/65	470	243
40/60	460	238
45/55	440	227
50/50	415	213
55/45	390	199
60/40	370	188
63/37	358	181

Solid Wire Solders are supplied in gauges from No. 1 to No. 21 inclusive.

Acid-Core, Rosin-Core, and Special Core Solders are supplied in gauges from No. 6 to No. 19 inclusive.

Flux-Filled Solders are made in core sizes to contain from 1% to 5% Flux, the percentage based on weight. Standard core size contains from 2% to 3% Flux.

Copyright by U. C. P., Inc.



No. 41 ● Electricians' Diagonal Pliers—Alloy Steel

Drop forged from Alloy Steel. Hardened and tempered in oil. Special narrow nose for radio work.

No. 41	5 in.	5½ in.	6 in.
Price	1.60	1.75	1.90

Can be furnished with insulation stripper.

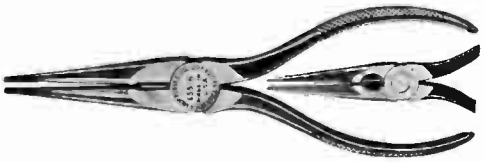

No. 655 ● Utica Long Needle Nose Side Cutting Plier

This is a long fine spring-tempered nose side cutting plier, drop forged from Alloy Steel with hand-honed cutting knives.

Utica Finish Size	6"	7"
Price	1.65	1.85

No. 1033 ● Utica Long Chain Needle Nose Plier

This is a long needle nose type of plier without a side cutter. It has a spring-tempered needle nose with a fine balance for delicate work.

Utica Finish Size	6"	7"
Price	1.40	1.55

No. 622 ● Utica Short Chain Nose Mechanic's Plier

This plier is a Short Chain Nose Side Cutting Plier, hand-honed cutting knives. It makes an all around Electrical Mechanic's plier.

Utica Finish Size	5"
Price	1.25



No. 65 ● Utica Jeweler's End Cutting Nipper

This Nipper is forged from a fine grade of steel, carefully tempered. A light, strong End Cutting Nipper, used by Electricians and Machinists. The keen cutting edges and "Perfect Fit" handles make this a very popular tool (Lap joint).

Utica Finish Size	5"
Price	1.60

No. 50 ● Utica Standard Side Cutting Plier

An ideal tool for electrical work. Forged from Alloy Steel and skillfully tempered. Its cutting qualities are unsurpassed by any side cutting plier.

Utica Finish Size	4"	5"	6"	7"	8"
Price	1.10	1.20	1.30	1.50	1.60



No. 777 ● Utica Long Needle Nose Plier

This plier has a long, half-round, spring-tempered nose for very fine work in assembling small electrical apparatus.

Utica Finish Size	6"
Price	1.75

No. 888 ● Curved Needle Nose Pliers—Alloy Steel

This is a long curved spring-tempered Needle Nose Plier and used in deep and narrow places. It may be used without turning or twisting the hand in the assembling of small fixtures, electrical apparatus, etc.

Utica Finish Size	6"
Price	2.00

Copyright by U. C. P., Inc.



No. 22 • Utica Chain Nose Plier

This is a Short Chain Nose Plier forged from a fine quality of steel with fine points particularly adapted for the use of Jewelers, Opticians, Telephone Installers, Electricians and Radio Assemblers.

Utica Finish Size	4"	4½"	5"	5½"	6"
Price	.90	.90	.95	1.05	1.10

No. 82 • Utica Chain Nose Wiring Plier

This is a special Radio Repair man's plier, new in design, having a chain nose for those who prefer this type of construction. Forged from Alloy Steel.

Utica Finish Size	7¼"
Price	1.75

No. 91 • Thin Adjustable Angle Wrenches, 22½° Chrome Plated — Alloy Steel

This new Utica Thin Pattern Full Alloy Steel Wrench is not just another wrench; it's different in that the jaws are designed to get at places inaccessible with the ordinary wrench of this type.

Both the handle and jaw are drop forged from a high grade Alloy Steel, hardened and tempered in oil and will not break or wear in the gear teeth and allow play in the wrench, permitting the jaw to slip off the nut.

Note the full deep throat for either square or hexagon nuts. It will give better service and last longer than any other wrench.

Size	4"	6"	8"	10"	12"
Price	1.00	1.00	1.20	1.55	2.10

Round Blade Screw Drivers

	Size of Blade	List Each
No. 2200	⅛" x 2"	$ .25
No. 2201	3/16" x 3"	.50
No. 2202	¼" x 4"	.65
No. 2203	5/16" x 6"	.65
No. 2204	5/16" x 6"	1.00
No. 2205	5/16" x 8"	1.05

No. 895 Utica Radio Plier

This is a General Radio Repair Man's Plier. It has a center cutter and flat scored nose for looping and bending.

Utica Finish Size	6"
Price	2.10

No. 517 Utica Ignition Plier

This ignition Plier with its unique design will fit all ignition units, forged from Alloy Steel, spring tempered. A great little tool for the hard to get at adjustments.

No. 517	5"
Price	1.15

No. 275 • Utica Circular Utility Snip

Drop forged from Alloy Steel hardened and tempered to cut. Designed specially for cutting out intricate patterns and curves. An ideal tool for cutting gaskets. It makes a nice smooth cut and leaves the metal unbent. Polished blades and gun metal handles.

Size	7½"
Price	1.20

Spin-Hex Nut Drivers

	Size	Square, for Set Screw	Overall Length	List Each
No. 3000S	3/32"	Hexagon	6"	$ .70
No. 3000	3/16"	Hexagon	6"	.70
No. 3001	¼"	Hexagon	6"	.70
No. 3002	5/32"	Hexagon	6"	.70
No. 3003	5/16"	Hexagon	6"	.70
No. 3004	11/16"	Hexagon	6"	.70
No. 3005	5/8"	Hexagon	6"	.70
No. 3006	7/16"	Hexagon	6"	.70

Copyright by U. C. P., Inc.

WALSCO • AIDS TO THE SERVICEMAN

RADIO DIAL DRIVE CABLES AND CORD ASSORTMENT

Walsco Cords are among the finest. They are put up most attractively and conveniently, and priced low.

PHOSPHOR BRONZE CABLE—42-Strand— Highest grade phosphor bronze wound over linen center.

No. 30—25 ft. Spool ..... Net $0.72
No. 30-5C—500 ft. Spool ..... Net 11.10

PHOSPHOR BRONZE CABLE—16-Braided— A low priced cable of good quality to be used as a substitute for No. 30, 33 or 34 cables. Has strong linen center.

No. 31—25 ft. Spool ..... Net $0.51
No. 31-5C—500 ft. Spool ..... Net 8.10

THIN PHOSPHOR BRONZE CABLE—As used in previous years on some RCA and GE sets.

No. 32—25 ft. Spool ..... Net $0.51

HEAVY LINEN CORD—Finest grade, as used on many sets such as Philco, Majestic, etc.

No. 33—25 ft. Spool ..... Net $0.78
No. 33-5C—500 ft. Spool ..... Net 12.00

MEDIUM LINEN CORD—Same quality as heavy, but thinner. As used on many newer models of RCA, Sonora, etc.

No. 34—25 ft. Spool ..... Net $0.69
No. 34-1C—100 ft. Spool ..... Net 2.40
No. 34-5C—500 ft. Spool ..... Net 9.00

SPECIAL THIN CORD—Same kind as used on many of the latest models. Very light, but exceptionally strong and durable. Specially treated.

No. 35—25 ft. Spool ..... Net $0.45
No. 35-1C—100 ft. Spool ..... Net 1.56
No. 35-5C—500 ft. Spool ..... Net 6.00

THRIFTI-SPOOL

The most economical and practical small assortment of popular numbers of Dial Cables.

15 feet each of #33 Heavy Cord, #34 Medium Cord, and #35 Special Thin Cord.
Cat. No. 36—45 ft. asstd. ..... Net $0.99

15 feet each of #31 Bronze Cable, #34 Medium Cord, and #35 Special Thin Cord.
Cat. No. 37—45 ft. asstd. ..... Net $0.99

MULTI-SPOOL

This is a very handy item for the shop and tool kit, consisting of 4 different types of dial cables and cords, total 70 feet. 15 feet #31 Bronze Cable, 15 feet #33 Heavy Cord, 15 feet #34 Medium Cord, and 25 feet #35 Special Thin Cord.

Cat. No. 38—70 ft. asstd. ..... Net $1.59

"NO SLIP"

This newly developed chemical makes slipping dials work instantly. Its application is very easy, only a small quantity brushed on the slipping cord or fabric belt will provide friction and also slightly shrink the cord. WALSCO NO SLIP has a penetrating, lasting effect. Comes with built-in brush.

Cat. No. 401—½ oz. bottle ..... Net $0.21
Cat. No. 402— 2 oz. bottle ..... Net .45

WALSCO UNIBELT - - ADJUSTABLE DIAL BELT

A Great Timesaver for Radiomen

OUTSTANDING, EXCLUSIVE FEATURES FOUND ONLY IN THE WALSCO UNIBELTS:

- **ADJUSTABLE** to fit any dial; all popular replacements can be made with only 3 sizes. Each belt can be cut to measure within range specified, by using a diagonal cutter, pair of scissors, etc.
- **COMES OPEN!** Can usually be installed without taking dial mechanism apart. Zipper-like fastening gives instant, strong, and durable connection. As a result, an hour's job can NOW be done in a couple of minutes.
- **CAN'T SLIP.** Special latex covering prevents any possible slipping.
- **CAN'T STRETCH.** The core of the WALSCO UNIBELT is made of specially tempered, highly flexible clock-spring steel. STRETCHING, therefore, is absolutely impossible!

Each belt or kit comes with exact instructions how to measure and cut the belt. Also included is a paper ruler to make exact measurements.

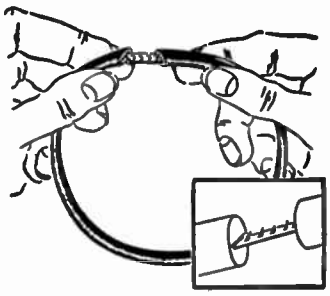

A job that used to take an hour or more can now be done in a couple of minutes; and better too! PATENTS PENDING.

Standard Packages 10, 50 or 100 Belts.

Cat. No.	Adjustable From	Net Price
300-A (brown box)	6½" to 10¼"	$0.29*
300-B (blue box)	10¼" to 13⅞"	.29*
300-C (green box)	14⅛" to 17⅞"	.33*
300-D (red box)	19" to 23⅝"	.33*

UNIBELT KIT

Contains three No. 300A, four No. 300B, two No. 300C, one No. 300D.
Cat. No. 305 ..... Net Price $2.80*
*Federal Rubber Excise Tax included.
Ask jobber for Reference Chart Form A-9.

WALSCO STAPLE DRIVER



Patents Pending

An indispensable tool for Radio, Public Address, and Inter-Communication Men. Officially adopted by the largest Alarm System, Telephone and Wiring Companies all over the world. VERY USEFUL FOR GENERAL STAPLING, SIGN-POSTING, REFRIGERATION GASKET WORK, ETC.

- **Makes all wire and cable installations twice as easy—much neater—saves half the time.**
- **Wires can be stapled down in corners, behind pipes, into moldings and and other places never before accessible with hammer and ordinary staples.**
- **Wires can also be attached to hard surfaces such as plaster, mortar and even soft concrete.**

Amazing tool! Automatically sets the staples in place with a minimum of effort. It feeds its own staples, it is jam-proof as the flow of the staples is regulated with the "trigger." The staples are extremely hard and very easy to drive even into hard surfaces. The depth to which the staples can be driven is adjustable to fit any wire or cable up to ¼" in diameter. Damage to wire is impossible and no special insulation for the staple is required. Magazine holds 23 staples which come in strips and can be loaded in a few seconds.

The tool will pay for itself on the first installation job you do.

Dealer's Net
*Cat. No. 500—Tool Finish $3.70
*Cat. No. 501—De Luxe Chromium Finish 4.65
*Including one box Walsco staples.

SHIPPING WEIGHT 1½ LBS.

ACCESSORIES FOR WALSCO STAPLE DRIVER

CARRYING CASE

For the WALSCO STAPLE DRIVER to carry the tool in the pocket or on the belt. Genuine leather.
Cat. No. 505
Dealer's Net $1.25

CARBON STEEL STAPLES

Made of tool steel, come in strips and are especially made for the WALSCO STAPLE DRIVER. Inside coated with special clear insulating lacquer, patented process. Available in Ivory, Brown. Specify color. (Cat. No. 553 is available in assorted colors.)

Net
Cat. No. 550—250 staples $0.29
Cat. No. 552—1000 Staples 1.10
Cat. No. 553—5000 Staples 5.00

RUBBER CAP

Covers the plunger head of Staple Driver and makes it easier on the hand to drive staples into hard surfaces.
No. 507 ..... Net $0.19

Copyright by U. C. P., Inc.

WALSCO • AIDS TO THE SERVICEMAN

WALSCO GRILLE CLOTH

This cloth of highest quality and finest pattern harmonizes with most any set. A piece should always be on hand for repair work, dressing up trade-ins, and P.A. speakers. Use non-penetrating WALSCO FABRIC CEMENT, Cat. No. 21, for quick attaching.

	Net
No. 360—12"x12"	$0.30
No. 361—18"x24"	.57
No. 362—50" wide, any length, per yard (Specify length)	2.10

RADIO DIAL OIL

A light bodied lubricating oil, absolutely free from acids or gummy substances. For use on radio dials, band switches, and on all electrical appliances. To prevent rust on radio-chassis, tools and machinery—cover thinly with Dial Oil.

No. 70—½-oz. Bottle	Net $0.09
No. 72—2-oz. Bottle	Net .15
No. 74—4-oz. Bottle	Net .24

WALSCOLUB B

A new chemical that eliminates noise on band switches, push button tuners, controls, and other air-exposed electrical contacts.
Superior to any graphite compound for this purpose.
Also makes an excellent lubricant.
Tube with special opening permits economical dispensing.

No. 22—Tube ..... Net $0.27

MOTOR AND GEAR LUBRICANT

This is the latest development in chemicals for lubricating purposes. Much superior to greases because of its higher lubricating power. — Does not change consistency with temperature. Used on phonograph motors, record changers, and appliances that require a grease-type lubricant, it will practically last indefinitely.

No. 23—Tube (1¾ oz.) ..... Net $0.27

SERVICEMEN'S WALL RACK

Here is the solution for the always crowded work-bench in the service shop. This display hangs on the wall and holds all the Chemicals, Dial Cables and Belts the serviceman needs.

IT'S FREE —
with the purchase of the material that it holds. The assortment contains one 2-ounce bottle each of Radio Cement, Cement Solvent, Dial Oil, Contact Cleaner; 60 feet assorted Dial Cables (Catalog No. 38) and 6 Unibelts (2 No. 300-A; 2 No. 300-B; 2 No. 300-C).

No. 1006 ..... Dealer's Net (incl. Federal Excise Tax) $4.25

WALSCO TUBE ASSORTMENT

AN ASSORTMENT OF RADIO NECESSITIES



Here is a convenient kit of WALSCO chemicals put up in tubes. The sturdy box makes this assortment very handy to carry in the tool-kit. Contains Radio Cement, Fabric Cement, Multi-Use Cement, Walscolub B, and Motor and Gear Lubricant.

No. 115 ..... Net $1.17

CONTACT CLEANING FLUID

CONTACT CLEANING FLUID is especially prepared for cleaning tuning-condenser-springs, volume controls, band switches, etc. It contains liquified "WALSCOLUB B" to prevent future corrosion of the contacts.

	Net
No. 80—½-oz. Bottle	$0.09
No. 82—2-oz. Bottle	.21
No. 84—4-oz. Bottle	.30
No. 88—8-oz. Bottle	.45
No. 89—16-oz. Bottle	.81

(Each Bottles Comes with a Brush)

COIL DOPE KIT

This coil dope has a polystrene base and its power factor loss is negligible, even if used for high frequency work. Will render articles moisture proof. May also be used for cementing parts which are made of polystyrene. Kit contains 2 oz. bottle of coil dope, 1 oz. bottle of special thinner, and two brushes.

No. K-21 ..... Net $0.39

(Special price on larger quantities)

RECORDENE

FOR RECORDS AND RECORDINGS

Recordene will remove dirt, dust or grease accumulated in the grooves, and will leave a plastic film which will reduce surface noise and prolong the life of the record. Special wool felt dauber makes application very easy and effective. Comes in attractive displays of 12 bottles.
(Use it on any recording except those made of Ethyl Cellulose.)

No. 92—2-oz. Bottle ..... Net $0.27

RECORD-EASE

RECORDING—WITH THE GREATEST OF EASE!

Record-Ease should be applied to all home recording and transcription blanks BEFORE the cutting. It makes the shavings "fluffy" and prevents their interfering with the cutting point, as they pile up automatically in the center of the record. It also lessens the cutting point friction, thereby increasing the life of the stylus considerably. REDUCES SURFACE NOISE CONSIDERABLY.

No. 95—2-oz Bottle ..... Net $0.36

FRICTION POWDER

For repairing dial drives with slipping cords or belts. Should be applied freely to the slipping parts, and it will often make the replacement of slipping cords and belts unnecessary.

No. F1—Small Bottle	Net $0.09
No. F2—2-oz. Jar	Net .15

CHROME LUSTRE PAINT

An aluminum paint which leaves a satin chrome finish. Can be brushed or sprayed on. May be used indoors or outside and will adhere to practically anything. Will leave no brush marks and dries in about an hour.

No. CP-2—2-oz. Jar	Net $0.18
No. CP-16—1 pt. Can	Net 1.05

CRYSTALLIZING LACQUER

Standard Colors: Black, Green, Gray, Brown, Clear

This lacquer can be used on metal, wood, cardboard, etc. Brushed on, it will dry in about 30 minutes, and will leave an absolutely professional finish. No spraying equipment or baking oven is necessary, and its application does not require experience. The finish obtained is the same as that on many chassis, panels, speakers, and transformers. Walsco Lacquer Sealer should be used as undercoat if this lacquer is to be applied on porous materials, or over other finishes.

No. CL-2—2-oz. Jar	Net $0.24
No. CL-16—1 pt. Can	Net 1.35

(If no color is specified, we ship Black)

LACQUER SEALER

No. LS-2—2-oz. Jar	Net $0.21
No. LS-16—1 pt. Can	Net 1.20

Subject to Change Without Notice

Copyright by U. C. P., Inc.

WALSCO • AIDS TO THE SERVICEMAN

WALSCO RADIO CEMENT

• Fast Drying • Vibration Proof • Unsurpassed Adhesive Power

Bottles are equipped with built-in brush (½, 2 and 4 oz. sizes)

An elastic cement especially prepared for repairing speakers. It is not affected by vibration, dries fast and will never become brittle with age. The latest developments in synthetic resins and gums are incorporated in WALSCO RADIO CEMENT, which is one of the strongest adhesives ever developed.

In addition to speaker repair work, WALSCO RADIO CEMENT can also be used for repairing cabinets, loose tube bases, and grid caps. It will provide a strong bond between almost any articles and is not affected by high temperature, moisture, oil, etc. All bottles have an evaporation-preventing cap liner.

	Net		Net
No. 50—½ oz. bottle	$0.15	No. 58— 8 oz. bottle	$0.96
No. 52— 2 oz. bottle	.30	No. 59— 1 pint	1.80
No. 54— 4 oz. bottle	.54	No. 51—Tube (1¾ oz.)	.25

SCRATCH REMOVER

One of the most valuable items for Repair Men, Salesmen and Delivery Men. Made of **Unbreakable Plastic** and has the shape of a **Fountain Pen.** A handy clip makes it convenient to carry in the pocket.

The Walsco Scratch Remover makes instantly disappear minor scratches on radios, furniture, etc., when brushed over with the felt wick on the one end. If the finish is off, or the scratch is deep, the damage can be stained and filled with the special filler on the other end.

The Walsco Scratch Remover is indispensable to any shop or store and can be sold also to housewives, to whom it will prove to be a very helpful gadget. Comes also on display card, holding six.

No.
700—Each ..... Net $0.30

SCRATCH REMOVING POLISH

This product is a blend of polishing and staining ingredients. Removes scratches on cabinets, radios, furniture, etc., and polishes at the same time. Very easy to apply. Will not change shade of finish.

No. 414—4 oz. bottle ..... Net $0.21
No. 416—8 oz. bottle ..... Net .30

"SUPER POLISH"

CONCENTRATED

This is a new article that works differently. It first removes any old polish, grease or dirt that may be on the cabinet. Then it forms a hard, dry and durable film that will protect the cabinet for a long time and give it a new-like appearance. This product requires very little rubbing. Dealers use it on their stock sets and recommend it to customers. A demonstration will convince and a sale will ensue. Sample bottle free upon request.

No. 412— 4 oz. ..... Net $0.21
No. 418— 8 oz. ..... Net .30

CEMENT SOLVENT & THINNER

A universal thinner for all lacquer-type cements, such as radio, speaker, fabric and similar adhesives. Acts quickly as solvent on speaker cones, voice coils, etc.

No. 62—2 oz. bottle ..... Net $0.21
No. 64—4 oz. bottle ..... Net .30
No. 68—8 oz. bottle ..... Net .45
No. 69—16 oz. bottle ..... Net. .75

CEMENT & SOLVENT KIT

A handy kit which is easy to carry in the tool box. It contains one 2-ounce bottle of Radio Cement and one 1-ounce bottle of Thinner. A brush is built in the cement bottle cap. Another brush is included.

No. K-19 ..... Net $0.39

MULTI-USE CEMENT

IDEAL FOR PLASTIC CABINETS

One of the finest adhesives made. Heavier in body than our Radio Cement and unexcelled for repairing broken plastic cabinets, knobs, grid caps, etc. Waterproof and heat-resisting.

No.	Net
No. 42—2 oz bottle	$0.30
No. 41—Tube	.25

FABRIC CEMENT

Specially made for attaching GRILL CLOTH, Turntable Felt, Covering of Portable Radios, etc. Dries very fast; is unaffected by moisture and high temperature and does not become brittle. DOES NOT PENETRATE THE FABRIC.

No. 21—Tube (1¾ oz.) ..... Net $0.25

RUBBER CEMENT

For cementing rubber parts such as chassis mounts, drive rubbers, etc., to metal or wood. Brush is attached to cap of each bottle.

No. R-2—2 oz. bottle ..... Net $0.30

Copyright by U. C. P., Inc.

WALSCO • AIDS TO THE SERVICEMAN

RADIO CABINET PATCHING OUTFIT

Designed especially for Radio Men. Will last for approximately 120 repair jobs and contains everything necessary to repair satisfactorily over 95% of all cabinet damage. **The best Kit on the market with all Lacquers, Stains, and Enamels, specially prepared, ready mixed and soluble in alcohol. This has four advantages:**
1. Drying time is reduced to about half that of ordinary materials.
2. Original finish of cabinet can in no way be burned or lifted, as would be the case with ordinary lacquers if improperly applied.
3. An unsatisfactory patch can be washed off completely, and the work started all over again.
4. No special thinners required. Thinning, washing-out brushes, etc., can be done with alcohol, which is obtainable anywhere.

Kit contains two shades of Spirit Walnut Stain (1 oz. each), which will match practically any radio cabinet. Dark Brown Lacquer (1 oz.) will cover injuries to bases and moldings. Holes or broken edges can be filled with the Plastic Wood. **For the new ivory sets, there are two shades of Ivory Spirit Enamel**—(1 oz. each). "Walsco Patching Lacquer" (4 oz.) is one of the most important items in the Kit—brushed on, it will heal cracked finishes and "French Polished," it will build up a spray-like finish without the use of costly equipment. "Walsco Polish Renewer" (4 oz.) gives the cabinet a new appearance.
Also included are alcohol (4 oz.), three brushes, eight sheets of Garnet Finishing Paper, French Polishing Pad, Steel Wool and an instruction booklet explaining the different kinds of cabinet damages, and how to repair them.

No.	Net Price
K-10—In strong leatherette finish box—Shipping Weight 4½ lbs.	$2.85
K-10-W—In beautiful wooden case with hinged lid—Shipping Weight 5 lbs.	3.21

MASTER DE LUXE REFINISHING KIT

Made for the Radio Dealer to refinish completely or patch up old radios, trade-ins, etc. Can be used by both SKILLED and INEXPERIENCED REFINISHERS. The kit contains all items of the Radio Cabinet Patching Outfit #K-10 (see above) plus Shellac Rubbing Fluid (4 oz.); Scratch Removing Polish (a combination of polish and stain) (4 oz.); Felt; 8 shades of Stick Shellac; 1 oz. bottles each of Spirit Stain in Mahogany and Maple; and 1 oz. bottles each of Blending Stains Dark Brown, Medium Brown, and Light Brown; and 1 large Polishing Cloth.

This outstanding 100% complete refinishing kit is a necessity to every radio dealer, and will pay for itself many times.

No. K-12—Shipping Weight 8 lbs. ..... Net $7.90

RADIO CHEMO KIT

An assortment of those chemicals every Radio Man must have. Costs no more than the individual chemicals bought separately, makes a more professional appearance, and is easy to carry.
Kit contains one 2-oz. bottle of each: Walsco Radio Cement, Walsco Cement-Solvent, Walsco Radio Dial Oil, Walsco Contact Cleaning Fluid. 3 Brushes.

No.	Net Price
K-20—Shipping Weight 1½ lbs.	$0.81

RADIO KNOB SPRINGS



A handy assortment of Knob Springs of all sizes needed by repair men and radio stores. Indispensable for every radio shop.

Cat. No. 345—Kit of 10 Assorted Springs. Net $0.24

RADIO SET SCREWS

A new assortment of precision made hardened steel Set Screws of all popular sizes to fit radio knobs, record changers, and to be used wherever Set Screws are needed for home or automobile radios.
Cat. No. 348—Kit of 20 Assorted Screws ..... Net $0.24

DIAL DRIVE SPRINGS

Made of high grade steel wire and rustproof. Five sizes will take care of any replacement job and will give excellent service.

Cat. No. 340—Kit of 10 Assorted Springs .... Net $0.24
Cat. No. 341—Kit Asst. (small sizes only) ... Net .24

SNAP-IN TRIMOUNTS



This new fastener is used in all modern radio sets, on back covers, dial scales, chassis, built-in antennas, etc. Is faster than a screw.

Cat. No. 346—Kit of 30 Fasteners ..... Net $0.24

RADIO CABINET REPAIR KIT

A handy compact kit made for quick patching of damaged cabinets. Small brushes are built-in the caps of all Stain and Enamel bottles. Contents are of same high quality as in Walsco Radio Cabinet Patching Outfit at left. However, this kit is designed for the smaller shop or store which has only occasional cabinet repairs, and is especially suitable for the outside man, to be carried on the delivery truck, etc.
Kit contains 1 bottle of each: Ivory Spirit Enamel, light (½ oz.), Ivory Spirit Enamel, dark (½ oz.), Lacquer Enamel, dark brown (½ oz), Spirit Stain, walnut (½ oz.), Polish Renewer (4 oz.), French Varnish (2 oz.), 3 sheets Garnet Finishing Paper, Steel Wool, and Polishing Cloth. Instruction Booklet is enclosed.

No. K9—Shipping Weight 2½ lbs. ..... Net Price $1.17

UTILITY RADIO SERVICE KIT

Radio Servicemen: Here is an article that next to the screwdriver is the most useful thing in radio repairing. Put up in a compact genuine leather pocket kit are those things that the serviceman always needs on the job and which are so often missing from his tool case because they are not available in handy form. Fits any pocket and closes with snaps.

Kit contains: One bottle of Walsco Concentrated Polish Renewer, 1 bottle of Walsco Radio Cement for Speaker Repair and General Radio Work, 1 bottle of Friction Powder for repair of slipping dial-drives, 1 bottle of Walsco Contact Cleaner for contact springs, noisy volume-controls, etc., 1 bottle of Special Cabinet Stain to remove scratches on cabinets, Bottle of Dial Oil and 2 sheets of fine Sandpaper. Bottle-caps of cement, Cleaning fluid and Stain have brush attached. The oil-bottle comes with an applicator.

No. K-25—Shipping Weight 1½ lbs. ..... Net Price $1.35

FURNITURE REFINISHING KIT

A very complete kit containing all ingredients for real professional work on furniture, pianos, radios, etc. Scratches, mars, dents, broken edges may be repaired quickly and without experience in cabinet refinishing. Also, anybody who wants to do his own refinishing will find this the most handy kit. It will pay for itself, often on the first job.

Kit contains: Polish Renewer, Patching Lacquer, Alcohol, Spirit Stains in Walnut, Mahogany, Maple and Black, Shellac-Rubbing-Fluid, Plastic Wood, 6 colors Stick Shellac, Alcohol Lamp, Spatula, 3 brushes and 8 sheets Garnet Finishing Paper. Comes in a strong, hinged, wooden case. Complete Instruction Book enclosed.

No. K-15—Shipping Weight 5 lbs. ..... Net Price $3.75

HOUSEHOLD APPLIANCE PATCHING KIT

The finest kit for touching up Refrigerators, Stoves, Washing Machines, Table Tops and all lacquered, enameled or porcelain Appliances. Dents, nicks, chipped porcelain, etc., can be repaired to such an extent that the patch is practically invisible. Stick-Shellac combination included makes emergency repairs possible in a few minutes.

Kit includes: Pure White Lacquer Enamel, Filling Compound, Tinting Colors in Red, Blue, Black and Yellow, 4 Shellac Sticks in White and Black, 2 Thinners, 2 Brushes, Alcohol Lamp, Spatula, Steel Wool, Sandpaper and Instruction Book. Comes in a strong wooden case with hinged lid.

No. K-17—Shipping Weight 4½ lbs. ..... Net Price $3.75

LIGHT & BULB COLORING

This transparent, heat and moisture resisting dipping lacquer is specially made for coloring bulbs such as used in radio dials, signal systems, model trains, and fancy illumination. Big jars permit dipping of even larger bulbs.

	Net Price
Catalog No. 116—Neon-Red, 2-oz. jar	$0.15
Catalog No. 117—Blue, 2-oz. jar	.15
Catalog No. 118—Green, 2-oz. jar	.15
Catalog No. 119—Kit of three assorted	.42

EXACT DUPLICATE

RADIART VIBRATORS

RADIART VIBRATOR REPLACEMENT LIST • For Complete List, see Radiart Vibrator Guide

Model No.	Radiart No.
ACRATONE—49, 51, 92, 92A, 460	2867
7640	3308
640	3308
42D, 43D, 44D, 53D, U6	5300
40, 250B, 259B, 260B	5301
32C, 33C, 167B, 1670, 168B, 168D, K6, L7, X6, Z4, Z5	5410
AIRCASTLE—330P, BA41, L7, X6, Z4, Z5	5410
6 Pr. Sync.	5411
14-112S, U6, 10-505	5300
14-129, 25	5409
AIRLINE—87	2867
102	3263
62-136, 62-138	3395
62-118, 62-166, 199, 202	3417
62-130	3442
Auto-Radio (062)	3443
32 Volt Household (Sync.)	3651
62-199, S4	3883
670	4320
60, 62, 62-192, 62-202, 62-236, 62-242, 62-263, 62-553, 119, 165L	5300
62-750, 62-751, 93BR564A	5307
62-285, 62-369	5400
62-264, 62-280A, 62-292, 62-294, 62,345, 62-363, 62-373, 62-374, 62-465, 62-650, 62-376, 62-425, 62-466	5411
62-327, 62-331, 62-337, 62-427, 62-437, 62-441	5422
62-280B, 62-282, 62-284, 62-459, 62-552, 62-651, 62-652, 93BR393A, 93BR657A, 93BR666A, 93WG562, 93R658A	5433
62-334	5437
62-364, 62-554, 62-653	5438
AIRMASTER—31B, 34B, 49B, 50B, 63B, 63BC, 63BT, 68BCE, 68BTE, 73BA, 73BT, 96BCE, 96BTE, 119BCT, 130BC, 130BT, 140BC, 140BT	5413
ARVIN—10A-1, 10A-2, 16, 20A, 2, 3, 25 (1st), 30A, 30B	2867
15, 25 (2nd), 35, 45 (1st & 2nd)	3263
5, 6, 7, 7A (RE44), 8A (RE45), 9A, 17A, 17B, 17C, 18, 18FW, 19, 22A, 27, 28, 28EM, 280M, 29, 32, 33, 33DM, 37, 38, 39, 42, 44C (RE46), 510 (RE54), 52, 610 (RE58), 620, 710 (RE59), 720, 810 (RE60), 820, 821	5300
61B, 62B, 517, 517B, 518B, 527B, 617, 617B, 627B	5409
BELMONT—660	3442
505A, 553A, 577A, 5770, 5770, 579, 676A, 751A	5307
BOSCH—78, 178	3223
45A, 45C, 140-A, 140-2, 140-3, 150-2, 160	3283
150-1	3318
BUICK—980383, -393	3313
980441, -455, -459	3315
544245, -246, 1291344, -345	3461
980507, -508, -509, -525, -526, -529, 1291344, -345	4611
980534, -535, -566, -567, -598, -620, -650, 1304873, -874, 1308221	5426
B. O. P.—980383, -393	3313
980441, -455, -459	3315
393884, 544245, -246, -267, -268	3461
CADILLAC—7238350, 7240371	5334
1433970	5404
CADILLAC-LA SALLE—56V1, 62	3313
06W, 072A, 2722	3318
6R, 6S, 6U2	3417
072, 2721	3443
5X, 6C, 6J, 6KB, 1425470, -471	5400
7232502	5426
CHEVROLET—364441	3313
600153, 600249, -565, -566	3315
601176, -177, 601525, -574, -586, -662, -814	3461
985300, -301	4611
985400	4613
601038	4614
985252, -253, -254, -255, -283, -284, -285, -424, -426	5303
985425, 985537, 985538, 985696, 985697	5300
985536	5308
985100, 985200	5321
CHRYSLER (also see Philco)	
C-1708	5326P
256C	5437
CROSLEY—A5A2, 5A1, 98, 99, 101, 102, 103, 167	3317
A366	3461
119, 159, 4049, 4050, 4051	3607
A5A3, A155, 4A1, 5A3, 681, 625	3789
156, 645	4404
A166, A255, A355, A455, A555	4613
A157, A158, A168, A169, A196, A258, A259, A267, A268, A358, A368, B587A, B667A, B667M, C159, C180, 587, 667, 5587	5300
A559	5307
A156, A167, A177, A266	5321
B46, 416, 435, 546, 636, 6615	5411
117, 557 (C-44185)	5427
DELCO—625, 627, 628, 629	3461
4049, 4050, 4051	3607
3203, 3204	4404
634, 635	4613
6-3, R640, R641, R642, R643, R644, R663, R664, R665, R666, R668, R669	5303
500, 630, 631, 631A, 632, 633	5321
R-675, R-676, R-677, R-678	5333
R685, R686, R687, R688, R695, R696, R697	5334
R673 (Police)	5339
R6010, R6011, R6012, R601S	5413
EMERSON—KS38, 1A, 667, 965, 975	3263
F7, 34F7, 101F7, 640, 678-1, 678-2, E, E123, E128, F122, F133, F135, F141, G127, U154, V155, 2A, 6A	3308
FADA—163	5409
126, 127, 128 (NK)	5413
FIRESTONE—1322 (R132)	4414
1121 (R112)	2867
Trav-Ler, 54, 64, 1182 (R118), 1314 (R131), 1332 (R133), 7407-6, 7425, S7425-3	5300
7407-3 (536)	5303
1431 (R143), 1781 (R178)	5331
S7407-5, S7407-8	5334
7406-1, 7407-1	5409
H7424, S7424-3, S7428-1	5411
7407-7 (AU-10), Royal (KU9)	5436
S7407-9	5454
FORD—5601M, 40-18845, Lincoln, Marconi, Zenith	3263
FND (N), FT6	3320
40-18805, Glove-Box Police, Majestic	3442
6MF490	5300
F1440, F1442, F1540, F1542	5320P
FT9	5323P
F-1740	5326P
6MF490	5411
GENERAL ELECTRIC—B40, B52, C41	3319
C60	3417
D50, D51, D52	3883
FM Police Receivers	4255
C61	4415
072, M58, M60, M68, M69, M602, N60, N5M, JA62, JA64, K6M, K7M	5300
GA62	5331
FA60, FA61, FA80, M51, N51	5400
U51, U55	5411
(Canada): 6BK, 6BT, 10V	5415
U70, U75	5422
FB52, FB53, FB56, FB57, FB72, FB73, FB76, FB77	5427
H61VB, H66VB, H71VB, H76VB	5434
4SR1A2	5439
GENERAL MOTORS—4037, 4038	3315
136, 137, 138	3461
540, 640, 641	4613
GOODYEAR—(Wings) 566, 661, 666, 667, 01019, 01020, 010110, 015130, 015131, 100502, 101500, 101501, 101502	5300
01554 (505)	5307
(Wings) 415A, 415B, 489, 504A, 010219, 019221, 015110, 915111, 015120, 015121	5411
HARLEY-DAVIDSON—670 Highwayman	4320
-VA, WK-450	4505
EG45A, M17819	5439
HUDSON-TERRAPLANE—650, 650HD, 651HE, 660	2867
H6, SA38	5300
5A-41	5309
666, 668, 680	5321
DB39	5331
CB6, DB37, DB38, SA37	5406
KARADIO—150, 160, 180	3223
56, 57, 578	3308
805, 806	5300
5P5, 807, 808, 809, 908, 909, 1077, 1078, 1079, 1100	5304
55 (Police), 757 (Sheriff)	5312
63, 65, 66, 67, 67S, 75, 76, 77, 77S, 88	5365
667	5409
KNIGHT—G9899, L22, L23 (Lead Type)	2867
F9451, F9541, F9737, F9741, G9515, G9517, G9881, G9882, G9900	2867
F9777, G9615	3395
F9551	3442
F9561	3444
F9515	3608
G9875, G9867, H9817, H9876, 6820, 6826	4608
A9780, A9781, A9782, A9783, A9784 (B6, B7, B8), A9820 (B102), A9880 (U6), B10550, B10551, B10552, B10735, B10782, B10784, B10786, B10790, B10791, E10751, E10752, E10890, E10891, H9726, H9766, H9897	5300
B10575, E10786, E10882, to E10887	5301
A9809, B10520, B10521	5409
A-9728, A-9729, A-9730, A-9776, A-9777, A-9778 (Z5), A-10505 (6P), B10545, B10546, B10547, B10548, B10549, H9751, J9850	5410
B10728, -30, -32, -44, -80, E1-719, -20, -21, -27, E10825, to E10832	5411
A9768, A9769, A9770, A9833 to A9838, B10600 to B10602, E10790, E10906, E10907, 66B, 66BE, 68B, 68BE	5413
AU10, A10760, A10822, 4 Pee-Wee, E10725	5436
LAFAYETTE—AM20	3223
L17762, S17762	3318
B64	3395
L30	3417
062, 062A	3443
B52, B62	3883
6 Pr. Automotive	4318
J50, J60, M44, 25, 9682	4608
B51, B90, C60, D37, D45, D46, EB17, EB17A, EB67, JA1, JA2, S9, S79	5300
B92	5400
6 Pr. Household	5411
LATRO—F, H465, I-455, I-465, J565, J665, K665, 5A	3283
A255, A525, B525, C625, C925, D625, D925, EQ-39, F725, F925, FQ39, HQ39, IN-25, L74, N74, 094, P54, P64, X6236, Y6235, K665	3395
E83, E293, F283, F913, F923, G923, G63, J5	3462
L4616, M4616, N4616, O4616, O4626, O5636, P4626, Q4626, Q5636, R5236, R5636, S5636, S6636	4608
AQ-69, CQ-69, DQ-69, NQ-69, SP-67, TP-67, T6216, U5226, V5226, W6236, BQ-69	5304
EN6-4, EN8-4, NO-65, OO-65	5411
MALLORY VIBRAPACKS — VP553, VP554, VP555, VP557, 6B150, 6B200, 6B250	4253
VP-F558, 32B225, 32B250	4253-32
VP551, VP552, 6A200, 6A225, 6A300, 6A325	4255
VP-G556	4255-32
MOTOROLA—44	3290
Dual Six (D6), Twin Eight (T8)	3417
61, 88	3444
77	3445
57, 62, 75, 79, 100, 110	3815
44A, 66, 66A, 77A, 77A-B, Super 6 (S6)	4502
55, 55A	4607
34	5300
Police, Police Cruiser, P69-12, P69-13, P69-14, P69-17, P69-18, T69-20	5313
MOTOROLA—Continued	
8-30, 8-40, 8-50, 8-60, 9-29, 9-44, 9-49, 15F, 16C, 180, 20P, 21L, 22S, 24K, 25N, 26C, 26C7, 27D, 28-0, 29B-6, 30-P, 34, 34K6, 34K7, 35, 45, 50, 60, 65, 80, 300, 400, 450, Companion	5340M
8-70, 8-80, 9-69, 17DA, 19B, 29B, 3701, 3702, 39B, 39B2, 70, 90, 500, 700, 701, Golden Voice, Police Cruiser	5341M
9-24, 9-24A, 35N, 250, 251, 350	5342M
56Y, 56T	5411
49BR2	5421
NASH LAFAYETTE (also see Philco)	
AC3689	5406
AC4289	5411
OLDSMOBILE—980383, -393	3313
980441, -455, -459	3315
393884, -885, 405045, -046, -057, -062, -063	3461
982006, -007, -008	4613
982043, -044, -045, -083, -084, -085, -126, -127, -153	5303
982161, 982216	5334
983680, 983775	5335
PHILCO—AC206, AC206 (122), AC236, AC266, AC989, AC989 (122), AC1089, AC1189, AC1289, AC1989, B (PBD), C (NCD, SCD), C122 (SCD122), CGD (G), CBD122 (G122), CRD (R), CRD122 (R122), CT2, CT5, C122 (SCD122), D (NDD, SDD), D122 (NDD122), E (MED), EF, EG, E122 (MED122), FND (N), FT6, G (CGD), G122 (CGD122, HGD122), HGD122 (G122), H (HHD), H122 (HHD122, PHD), HRD (R), HRD122 (R122), HT2, J (NJD, SJD), J122 (NJD122), SJD122), ME, MED (E), MED122 (E122), MT3, N (FND), NCD (C), NDD (D), ND0122 (D122), NJD (J), NJD122 (J122), NT7, NT8, NQD (Q), PB, PBD, PHD (H122), PHXD, PT5, Q (NQD, SQD), R (CRD, HRD), R122 (CRD122, HRD122), RT3 (5485), SCD (C), SCD122 (C122), SDD (D), SJD (J), SJD (J122), SQD (Q), ST3, ST7, T2, T3, T5, T6, 5, 6F, 10, 10 (122), 11, 11 (122), 700, 800, 800 (122), 802, 805, 806, 808, 809	3320
32	4319
C1423, C1450, C1452, C1550, C1608, F1440, F1442, F1540, F1542, G1418, G1436, G1528, L1420, L1424, L1425, L1427, L1429, L1460, L1560, L1660, M1412, M1435, N1418, N1435N, N1434H, N1514, N1524, P1417, P1421, P1422, P1426, P1430, P1432H, P1439, P1517, P1530, P1535, P1617, P1630, P1635, R1415, S1416, S1431, S1437, S1516, S1526, W1419, 629, 817, 817B, 817C, 817P, 818, 818K, 819, 819H, 826, 827, 827K, 828K, 926, 927, 928K	5320P
DP, DPV, 810PA, 810PB, 810PV, 811PA, 811PV	5322P
821P, 821PV	5324P
C1606, F1640, F1641, S1616, S1622, 920, 921, 922, 936, 937, 938K	5325P
CT10, CT11, FT9, HT11X, PT14X, T7, T8, T9, T10, T11, T12, T12X, T14, T14X, T15, T15X, 816, 816B, 816C, 816P, LT14X3, LT14X4, MT14X4, NT12X, NT12X2, NT15, NT15X, PT14, ST12, ST15, RT14X	5323P
AR-1, AR-4, AR-5, AR-6, AR-7, AR-8, AR-9, AR-10, AR-40, AR-45, AR-50, AR-55, AR-65, AR-75, C1708, C1808, F1740, F1840, L1760, L1761, P1835, S1722, S1726, S1825, S1826, 931, 932, 933	5326P
38-35, 38-40	5327P
37-34, 37-624, 37-3624B, 37-3624X, 38-34, 38-39, 38-C624T, 38-C624X, 39-744, 40-748	5420P
624, 624B, 624H, 624R	5428

Continued on back. Also see back for complete Price List.

Copyright by U.C.P. Inc.

RADIART "Exact Duplicate" VIBRATORS

RADIART VIBRATOR REPLACEMENT LIST—Continued

Model No.	Radiart No.
PONTIAC—544245, -246, -267, -268, -289, -290, -291A, 544290 (Ser. 0), 544291 (Ser. 0), 544297, -298	3461
980383, -393	3313
980441, -455, -459	3315
983506, -507	4613
983526, -527, -534, -569, -570, 7232553 (983570), 983616, 983617	5303
983679, 983776	5334
983680, 983775	5335
983667, 983705	5406
983777	5454
RADIART VIPOWER — 4201-B2, 4201-B21, 4201-B22	4251H
4200, 4200B, 4200CF, 4202	4253
4200B-12, 4202-12, 4200CF-12	4253-12
4202-32, 4200B-32, 4200CF-32	4253-32
4201	4254
4201-12	4254-12
4201-32	4254-32
4203	4255
4203-12	4255-12
4203-32	4255-32
4201B	4255H
4200D, 4200F, 4202D	4256
4200D-12, 4200DF-12, 4202D-12	4256-12
4200DF-32, 4202D-32, 4200D-32	4256-32
4204, 4204F	4257
4204-12, 4204F-12	4257-12
4204-32, 4204F-32	4257-32
4203D	4258
4203D-12	4258-12
4203D-32	4258-32
RCA VICTOR—AR4229, M34, M105, M106, M116	3319
M107	3417
EG37A1, 1823914, M101, M104, M108	3883
RC9 (Mobile Transmitter)	4255
AR5020, M123	4415
(Aviation Receivers) AVT-7, -7A, -7B	4415-12
AC3789, H6, M50, M60, M109, 8M, 8M1, 8M2, 8QB, 8QBK, 9M, 9M2 (RC357A), 67M, Imperial Royal	5300
AC3689, CB6, DB37, M112754, 5M, 6M, 6M2, 8M3, 8M4, 67M1, 67M2, 67M3	5406
(Aviation Receivers) AVR-7D, -7E, -7F, -8, -8A, -8B, -8C, -8D, -8E	5406-12
BC6-6, BT6-5	5413
CV8, RS79, V6-1, 6BK6, 6BT6, 8BK6, 8BT6	5415
84BT6 (RC283), 85BT6 (RC316), 94BT6, 94BT61, 95BK6, 95BT6, RS79A, RS79B, 96BK6, 96BT6	5434
EG45A, M17815, M17819	5439
AVR10A, AVR15	5439-12
SENTINEL—500, 503, 560, 600, 601, 602	2867
6100, 6101, 6102	3225
550	5300
7M, 10M, 10MF, 11M, 100XC, 100XT, 144XC, 144XT, 197Y	5301
31B, 31B72, 31B74, 34B, 34B71, 34B74, 34M73, 49B, 50B, 63B, 63BC, 63BT, 66BCE, 66BTE, 68BC, 68BCE, 68BT, 68BTE, 73BA, 73BT, 78B, 78BE, 88BE, 96BCE, 96BTE, 119BC, 119BT, 130BC, 130BT, 140BC, 140BT, 186B, 186BE, 191B, 191BE	5413
SETCHELL-CARLSON—44, 45	5303
PA6, 44, 45, 60, 60S, 61, 62, 66, 66S, 67, 68, 68S, 70, 70S, 71, 71S, 77, 80, 83, 87, 221, 225, 407, 408, 605, 610, 620, 621, 622, 630, 4017	5304
613	5365
40, 41, 50, 51, 52, 410, 510	5409
SILVERTONE—602, 7068A	2867
1859, 1859A, 7117	3282
7063, 7088	3442
185S, 185SA	3503
566, 666, 1869, 1869X, 1871, 1949, 1949A, 3400, 4128, 4405, 4406, 4407, 4428, 4448, 4450, 4548, 4550, 4614 (101, 497), 4651 (101, 497), 4700, 6073, 6074, 6079, 6104, 6173, 6190, 6218, 6271, 6272, 6301, 6368, 6382, 7128, 7157, 7167	5300
7163	5303
4600, 4601 (101, 458), 6000, 6001, 6100, 6101	5303
6302 (101, 598)	5334
107HA62, 440A, 4400	5406
7233 (10S, 6PU)	5410
470 (101.476), 4405A, 4418, 4419, 4421 (104.127), 4428A, 4430, 4433, 4434 (104.127), 4441, 4448A, 4451, 4453, 4459, 4519, 4521 (104.127), 4528A, 4548A, 4559, 4640 (101.476), 4650 (101.476), 4740 (101.476), 4750 (101.476), 6005, 6070, 6071, 6072, 6076, 6077, 6171, 7176, 6214, 6270, 7128A	5411
1924, 1934	5413
4613, 4622, 4623, 4643, 4722, 4723, 4743	5421
6303	5454
SONORA—M, Q, QA, TM	5433
AU-10, KU9	5436
SPARTON—33, 33A, 33B, 33C, 333, 535, 635	3313
D686, H686, 676, 686, 649-6L, 649-6S, 677, 678, 699, 6FID	5300
SPIEGEL—145E, 2200 to 2207, 2212 to 2215, 2220 to 2225, 2230 to 2233, 2254 to 2257, 2280 to 2281 (145E), 5218, 6712, 6766, 6772	5409
102, 104, 112, 114, 124, 144, 152, 167, 172, 178, 182, 183, 1901, 1907, 1911, 1921, 1932, 1955, 1957, 1961, 1981, 4400, 4402, 4404, 4410, 4420, 4452, 6708, 6750, 6752, 6754, L7, Z4, Z5	5410
651, 5200, 5210, 5214, 5216 (651), 6714, 6758	5411
5256, 5260, 6170 (100,199), 6210, 6760, 677D	5421
297	5438
STEWART WARNER—1121, 1122, 1123 (R112)	2867
1322 (R132)	4414
1841 (R184), R187, 1891 (R189)	4608
1171, 1172, 1181, 1182, 1183, 1311 to 1319 (R131), 1332 (R133), 4061 (406)	5300
1431 (R143), 1601 to 1609 (R160), 1781 (T187), (R318), (R319), (321), (R3271), (R3271C), (R3291C), 3341, 3371	5331
1955 (R195), R198, R199, R402	5409
1911 to 1919 (R191D), 1921 to 1929 (R192D), 195	5413
4181, 4185 (R41S, R41B)	5421
1631D to 1639D (R163, R163D), 1641D to 1649D (R164, R164D)	5422
STUDEBAKER (also see Philco)	
S1616, S1622	S325P
S1726, S1825, S1826	S326P
TRUETONE—S732, S733, S757, V6Z2, Z6Z1	2867
D740	3223
S740, 6S, 6U	3417
D690, D691, S690, S691	3443
D735, S735	3883
D736, D739, D741, D742, 670	4320
D709, 716, 717, D734, D737, D737B, D737C, D743, D743W, S737, S737C, D744, D747, S743, 1312 (R131)	5300
D746, D746A, D746B, D746C, D976, DE3000	5307
D745, D772, S745	5400
D719, 180	5409
D708, D718	5410
D706, SH	5411
D1022	5421
D748, D978, D1091	5438
UNITED MOTORS (also see Delco, B. O. P.)—B-101, 203S, 4036	3313
4037, 4038	3315
66	3442
4049, 4050, 40S1	3607
3203, 3204	4404
WELLS-GARDNER — 06Z, V6Z2, Z6W1, Z6Z1	2867
06W, 06X, 072A, 172, 3722A	3318
26B1, 26B5, 36D510, 56D560	3395
26S1, Z6U1, 6S, 6U, 26S1, 26U1	3417
062, 062A, 3622A	3443
25Y1	3883
Z6R1, 2CM, 6C1, 6L, 6N, 6P, 6R, 26R1, 46C1, 46C1-41, 46L1, 61	5300
C5, 5X, 6CH5, 6J, 6K, 6KB, 46J3	5400
5C10	5407
B2A, S1, S2, 5H, 5K1, 65H, 106S2-714, 106S2-768	5411
7Q, 7S	5422
Chassis 5S3	5433
C6A, C6B, 5C6, 15C6	5437
C7, C11, 6C7, 6C9, 6C12, 6C13, 6C14, 7C15, 36C7, 36C11	5438
WESTINGHOUSE—WR25, WR26	3223
602	3315
A43, A44, WR33, WR41, WR42	3319
WR27	4320
WR260	5300
WR500, WR501, WR502, WR503	5321
WR603, WR606, WR610	5409
B718A, B718X, B819A, B819X, H40912	5415
WILCOX GAY—A5, A6, 4B6, 4B6-2, 5F8, 5F8-90, 5F8-790, 5F8-890, Roadmate	3223
WILLYS—Americar 1941	5407
ZENITH—460 (2047), 462 (20S7), 650HD, 6S1HE, 660TD, 661TE (2057)	2867
7	3263
5J217, 5J247, 5J25S (S524), 5M191 (S520), 6J230, 6J257 (S642), 6J322, 6J3S7 (S654), 6M90D, 6M90S (S630), 6M91D, 6M91S (S631), 6M92 (S632), 6M192, 6M193, 6M194, 6M19S (S637), 6MF490, 6MF590, 6MFS91, 6MN49S, 6MN59S, 7J232, 7J259 (S711), 7J323, 7J368 (S71S), 7M91D, 7M91S (S706), 7ML592, 7MN596, 8M19S (S8D3)	5300
SM90 (S510), SM291 (S527), SM294 (S530), 6M292, 6M293 (S64S), (S80S), 6M29S (S650), 6M390, 663, 664 (S510), 666 (S616), 668 (S626), 680 (S617)	5321
4V31, 4VS9 (S40S), 6V27, 6V62 (S621), 6MN496	5411
4F133 (S407), SF134, SF166 (S518)	5427
4B106, 4B131, 4B132 (S406), 4B231 (S409), 4B313 (S410), 4B314, 4B317 (S411), 4B35S (S410), 6B107, 6B129, 6B164 (S635), 6B321 (S6S3), 6VA27, 6VA62 (S629)	5435

PRICE LIST—SUBJECT TO CHANGE—Consult Radiart Vibrator Guide for Dimensions and Technical Data

TYPE No.	PRICE	TYPE No.	PRICE	TYPE No.	PRICE	TYPE No.	PRICE	TYPE No.	PRICE	TYPE No.	PRICE	TYPE No.	PRICE
2819	$4.15	3442	4.75	4253-12	5.95	4314	5.95	5300-12	4.15	5335	3.55	5409-32	6.60
2867	4.15	3443	7.80	4253-32	5.95	4318	4.75	5301	3.55	5339	3.55	5410	5.95
3223	3.55	3444	7.80	4254	5.95	4319	7.15	5303	3.55	5340	3.00	5411	5.95
3225	5.35	3445	9.00	4254-12	6.60	4320	4.75	5304	4.75	5341	3.00	5413	5.95
3226	4.75	3460	5.95	4254-32	6.60	4332	4.75	5304-32	5.95	5342	3.00	5415	5.95
3227	4.75	3461	6.60	4255	6.60	4404	6.60	5307	3.55	5355	$12.00	5420	6.30
3263	3.55	3462	8.10	4255-H	6.60	4414	5.95	5308	4.15	5355-14	15.60	5421	5.95
3283	7.15	3463	9.00	4255-12	7.80	4415	8.40	5309	3.55	5356-14	15.60	5422	6.60
3290	7.15	3503	5.95	4255-32	7.80	4415-12	9.00	5312	4.75	5356-28	15.60	5426	5.95
3308	7.15	3607	7.15	4256	5.40	4500	7.15	5313	3.55	5365	4.75	5427	5.95
3313	4.75	3608	5.35	4256-12	6.60	4501	$7.15	5320	3.00	5400	5.95	5428	5.95
3315	6.60	3651	6.55	4256-32	6.60	4502	7.15	5321	3.55	5404	5.95	5431	6.60
3317	7.15	3786	4.75	4257	6.60	4504	6.60	5322	3.55	5406	5.95	5433	5.95
3318	9.00	3789	5.95	4257-12	7.80	4505	7.15	5323	3.00	5406-12	6.60	5434	5.95
3319	7.15	3815	4.75	4257-32	7.80	4607	8.70	5324	4.75	5407	5.95	5435	5.95
3320	3.00	3848	7.15	4258	6.60	4608	9.00	5325	3.00	5409	5.95	5436	5.95
3356	4.75	3850	$7.15	4258-12	7.80	4611	6.60	5326	3.00	5409-4	5.95	5437	5.95
3375	4.75	3883	6.60	4258-32	7.80	4613	6.60	5327	3.60	5409-12	6.60	5438	5.95
3395	5.35	3883-12	9.00	4306	4.75	4614	6.60	5331	3.55			5439	5.95
3417	4.75	4251-H	3.55	4306-12	4.75	5300	3.55	5333	3.55			5439-12	6.60
		4253	5.40	4306-24	4.75			5334	3.55			5454	5.95

RADIART VIBRATORS are GUARANTEED

Copyright by U.C.P. Inc.

RADIART AERIALS for 1942

ADVANCED STYLING and ENGINEERING produce a line of aerials that fully meets to-day's needs. Radiart quality is expressed in precise fit, anti-rattling construction, high grade finish.

Materials used are either Admiralty or Radiart Ferrite, and designs indicated here are subject to change, as exigencies of national defense dictate.

The NEW ALL-ANGLE

COWL or FENDER

A MODERN RADIART DEVELOPMENT that fits all body contours, straight or curved, cowl or fender. The 3-section rod is easily adjusted to vertical without tools. The Radiart "Rainshield" keeps the aerial waterproof; and the lead, too, is waterproof.

CFA-33	3-section	24-63"
CFA-73	3-section	37-92"

WATERPROOF SHIELDED LEAD INCLUDED

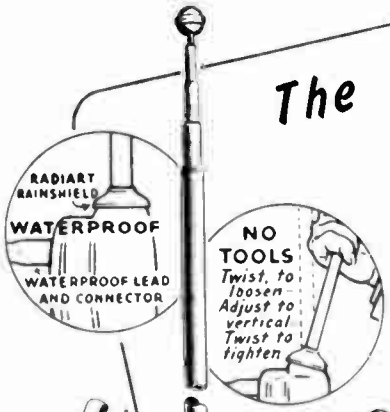

RADIART Passenger Car AERIALS have STATIC-MUFFLER MAGIC RING

"FIT-ALL" Cowl-Fender TYPES

CV-33 and CC-33 have a plastic ball-and-socket connection which makes it easy to adjust the rod to vertical on curved body surfaces.

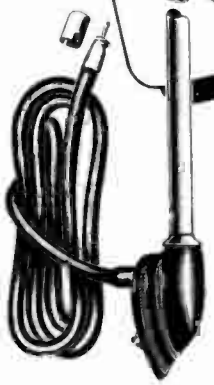

CFA-33
CFA-73

NO TOOLS needed to adjust "ALL-ANGLE"
•
WATERPROOF AERIAL
•
WATERPROOF LEAD

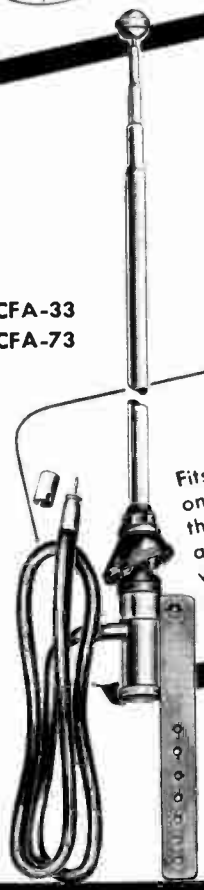

CV-33

VERTICAL TYPE

Cowl or Fender Mount

Fits curved surfaces perfectly. Mounts on fender or on cowl, just in front of the windshield. One section projects above surface, the others telescope within.

CV-33	3-section	19-53"

WATERPROOF SHIELDED LEAD INCLUDED

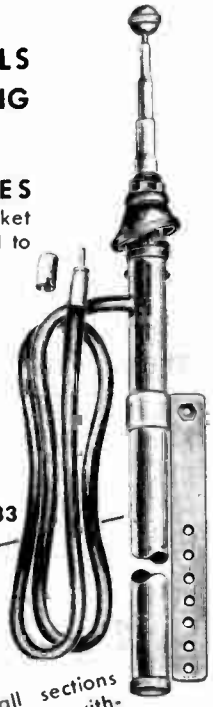

CC-33

CONCEALED TYPE

Cowl or Fender Mount

Similar to CV-33, but all sections collapse below mounting surface within a special shielding tube.

CC-33	3-section	4-55"

WATERPROOF SHIELDED LEAD INCLUDED

Form 642

THE RADIART CORPORATION • CLEVELAND, OHIO

NOTE: Ferraus metals used in these aerials cannot be guaranteed against rust.

S-25

Copyright by U.C.P., Inc.

RADIART AERIALS for 1942

2-INSULATOR COWL TYPES

Mount on straight or torpedo bodies. Extra wedge insulator and longer strap bolt included for mounting on torpedo bodies.

C-33	3-section	24-63"
C-73	3-section	37-92"

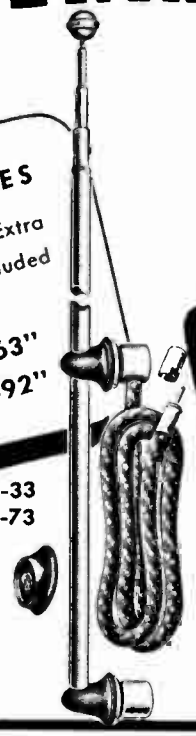

C-33
C-73

UNDERHOOD MOUNT

Finished surface not drilled. 2 brackets included to fit most cars — under the hood. Neat, easy installation.

CB-33 3-section 24-63"



CB-33

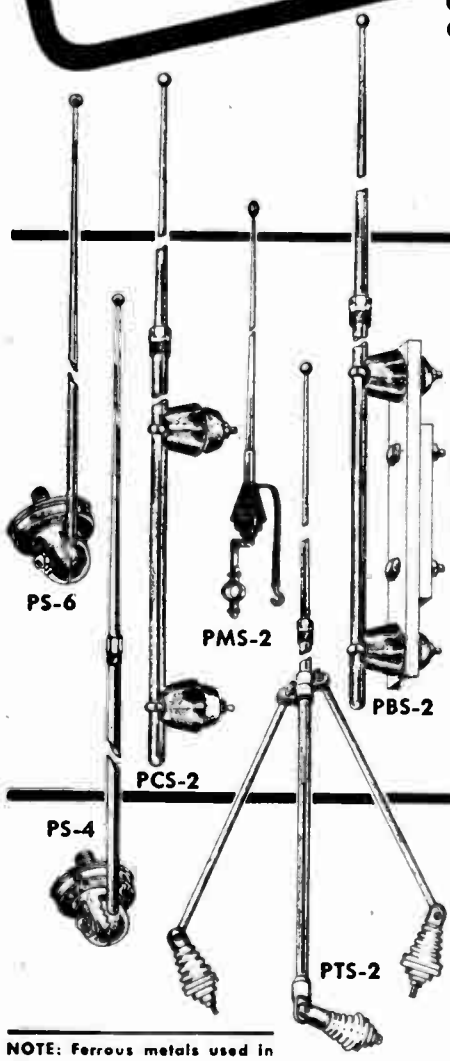

MOBILE COMMUNICATIONS ANTENNAE

POLICE TYPES — Adjustable 78-96"

2-section steel, cadmium plated (PS-6 and PMS-2 are non-telescopic). Ceramic insulators. When locked at desired length, extension rod may be removed from base for servicing car on lift, and replaced without recalibration.

PRS-2	2 sec. Steel Rod Assembly, 78-96"
PBS-2	Complete with Bumper fittings
PCS-2	Complete with Cowl Mount fittings
PTS-2	Complete with Trunk Mount fittings
PS-4	Complete Unimount Antenna
PS-6	78" Unimount Whip Antenna
PRS-4	2 sec. Steel Rod Assembly, 78-96" Replacement for Radiart, Western Electric, Link
PMS-2	33" Forged Steel whip with plastic protector against eye injury. Bracket for motorcycle mount.

VM-23 VERTICAL MAST

5-section steel rod, adjustable from 14 feet to 16 feet, 4 inches, high. With low-loss ceramic insulators and fittings for quick mounting to side of any structure, or clamping around soil pipe as illustrated.



RADIART LEADS AND FITTINGS

All leads have male pin connector, one end, and include F-211 bayonet adapter.

LEADS

L-22	37" Lug and Male Pin (1940-CD, CM)
L-25	8" Male and Female Pin, Extension
L-30	40" Coupler and Male Pin—1941, -C, -CD, -CM, -VW, -CCW, -CC
L-33	20" Male and Female Pin, Extension
L-36	Replacement Lead for CFA aerials

FITTINGS AND ADAPTERS, ETC.

F-171	Single Pin Socket to Male Bayonet thru Booster Coil
F-211	Adaptor Sleeve Single Pin to Male Bayonet
F-301	Ford, Mercury and '41 Chev., Pontiac, and Olds Mtg. Bracket for CB and DB Aerials
F-306	Alligator Bkt., Use with CB and DB Aerials
F-308	Hinge Bracket, Use with CB and DB Aerials
F-310	Underhood Bracket for CB Aerials
LA-1	Circuit Resonator and Lighting Arrestor for Vertical Mast Aerials

NOTE: Ferrous metals used in these aerials cannot be guaranteed against rust.

Copyright by U.C.P., Inc.

utah REPLACEMENT VIBRATORS

COMPARISON CHART

Radiart	Utah
2742	NL3
2743	NL3
2747	NL3
2819	NL3
2819-32	32NL3
2864	NL3
2867	NL3
3200	NL3
3223	NP6
3225	32NL3
3227	NL3
3260	NP4
3261	NP6
3262	NP40
3263	NP6
3264	NP482
3283	SP50
3290	SL4H
3299	NP6
3300	NL3
3302	NP6
3308	SL5
3313	NL3
3315	SL5
3317	SL5
3318	SP5H
3319	SL51
3320	NP41
3356	NP61
3375	NL3
3395	32NP48
3397	32NP61
3398	NL3
3399	NP482
3417	NP482
3417-12	12NP482
3442	NL3M
3445	SP5H
3460	32NL3M
3461	PS15

Radiart	Utah
3463	32SP2H
3481	32NP61
3503	32NP6
3588	32NL3
3607	32SL5
3608	32NL3
3651	32SP56
3679	SP55
3741	NP40
3782	NP42
3786	NP51
3806	NP42
3815	NP481
3842	NP481
3848	SL5
3850	SP63
3865	NP44
3880	NL3
3883	SP69
3888	NP40
3883-12	12SP69
3989	SP6
4253	NP42
4253-12	12NP42
4253-32	32NP42
4254	SL52
4254-12	12SL52
4254-32	32SL52
4255	SP71
4255-12	12SP71
4255-32	32SP71
4257	SP72
4257-12	12SP72
4257-32	32SP72
4260	NP4
4301	NP482
4313	NP482
4314	32NP61
4318	NP62
4320	NP63

Radiart	Utah
4402	SP5
4403	SP56
4404	32SP6
4414	SP72
4415	SP61
4415-12	12SP61
4416	SP66
4417	4SP56
4500	SL5
4501	SP63
4502	SP50
4504	SP52
4505	SP50
4607	SL4H
4608	SP68
4610	SP5H
4611	SP52
4612	SP66
4613	SP51
4614	SP51
5300	NP42
5301	NP485
5303	NP480
5304	NP50
5305	NP42g
5306	NP6
5310	NP42
5312	NP6
5313	NP48
5320	NP49
5321	NP44
5322	NP41
5323	NP483
5325P	NP484
5326P	NP485
5327P	NP48
5330	NP4
5331	NP43
5333	NP45
5334	NP45

Radiart	Utah
5335	NP487
5339	NP480
5340M	NP484
5341M	NP484
5342M	NP485
5365	NP65
5400	SP62
5404	SP633
5405	SP55
5406	SP71
5406-12	12SP71
5407	SP641
5409	SP5
5409-32	32SP5
5409-4	4SP5
5410	SP55
5411	gSP66
5413	SP56
5415	4SP56
5420P	SP66
5421	SP66
5422	SP7
5426	SP54
5427	4SP66
5428	SP60
5430	SP64
5431	4SP65
5434	SP64
5435	SP66
5437	SP645
5438	SP640
5439	SP66
5439-12	12SP66
210	SP5H
211	SP5H
212	SP5H
213	SP5H
214	SP5H
F211	32SP5H
219	SP5H

Mallory	Utah
220B	NL3M
F220C	32NL3M
221	NL3
F221	32NL3
222	SL5
223	SL5
F223	32SL5
224	SP61
225	SL5
226	SL5
230	SP5H
231	SL4H
234	SL4H
235	SL4H
245	SP5
245A	SP56
F245	32SP5
G245	12SP5
W245	4SP5
W245A	4SP56
245C	SP55
246	SP66
246A	SP646
W246	4SP66
247	SP6
F247	32SP6
248	SP62
249	gSP71
F251	32NP489
253T	NP481
253Y	NP44
253	NP489
F253	32NP489
G253	12NP489
270B	SP50
271	SP50
271HD	SP50
273C	SP51
273D	SP52
275XS	SP68
277S	SP63
P285Y	SP60
W285	4SP56
285XS	SP67
286S	SP69
G286S	12SP69
289Y	SP72

Mallory	Utah
292	NL3
F292	32NL3
294	NP42
294C	NP480
F294	32NP42
294SW	NP43
296	NP6
297	NP61
F297	32NP61
299	NP63
500P	NP41
501P	NP44
503	NL3
504	NP62
505P	NP49
507P	NP483
508P	NP484
509P	NP476
510P	NP48
514	SP54
715	SP54
716	SP54
722A	SP64
725	SP71
G725	12SP71
728A	SP64
743	SP644
825	NP48
F826	32NP48
839	NP48
850	NP48
G850	12NP48
852	NP480
853	NP44
854	NP43
860	NP45
863	NP487
868	NP45
869	NP42
901M	NP484
902M	NP48
903M	NP485
591P	SP66
592W	SP645
953W	SP640
954	SP633

Delco	Utah
1206048	NL3
1207758	NL3
1208000	SL5
1208115	32SL5
1208152	SL5
1208239	SL5
1208920	32SP6
1209282	SP51
1211375	SP56
5035120	SL5
5037400	SP51
5038055	SP51
5039661	SP51
5039757	SP51
5040000	NP44
5040700	SP51
5041125	SP56
5041245	SP51
5041376	SP52
5042240	NP41
5042703	NP49
5043853	SP52
5050498	SP54
5050651	SP56
5050673	NP480
5052370	gSL51
5052374	N6
5052378	NP42
5052525	SP66
5052538	NP481
5052869	SP69
5053141	SP53
5053179	SP6
5053181	SP55
5053183	SP71
5053185	SP5
5053501	SP62
5053696	NL3

PRICE LIST — HOOK-UP — DIMENSIONS OF UTAH VIBRATORS

Stock Number	Size	Base Code Letter	List Price
NL3	1 9/32x1 7/8x2 11/32	A	$4.15
NL3M	1 9/32x1 11/32x3 1/2	B	4.75
NP4	1 1/2x3 1/8	I	3.55
NP40	1 5/8x3 5/8	I	4.15
NP41	2 1/4x4 3/4	J	3.00
NP42	1 1/2x3 1/8	J	3.55
NP43	1 1/2x3 1/8	K	3.55
NP44	1 5/8x3 5/8	J	3.55
NP45	1 1/2x3 1/8	M	3.55
NP46	1 1/2x3 1/8	L	3.55
NP47	1 1/2x3 1/8	J	3.55
NP476	1 1/2x2 7/8	L	3.55
NP48	1 1/2x3 1/8	L	3.55
NP49	2 x3 5/8	J	3.55
NP480	1 5/8x3 5/8	M	3.55
NP481	2 x4 1/2	I	4.75
NP482	2 x4 1/2	I	4.75
NP483	1 5/8x4 3/4	J	3.00
NP484	1 1/2x3 1/8	J	3.00
NP485	1 1/2x2 5/8	J	3.00
NP487	1 1/2x2 7/8	M	3.55
NP489	2 x4 1/2	H	4.75
NP50	1 1/2x3 1/8	N	4.15

Stock Number	Size	Base Code Letter	List Price
NP51	2 x3 5/8	O	$4.15
NP6	1 1/2x3 1/8	P	3.55
NP61	1 1/2x3 1/8	Q	4.75
NP62	1 1/2x3 1/8	R	4.75
NP63	1 1/2x3 1/8	S	4.75
NP64	2 x3 5/8	R	4.75
SL5	1 9/32x1 7/8x2 11/32	C	6.60
SL51	2 x4 5/8	D	7.15
SLH (see SL4H)			
SL4H	1 9/32x1 7/8x2 11/32	F	7.15
SL52	1 1/2x3 1/8	E	5.95
SP5H	2 1/4x2 7/8x5 1/4	G	9.00
SP5	1 1/2x3 1/8	T	5.95
SP50	2 x4 1/2	U	7.15
SP51	2 x4 1/2	V	6.60
SP52	2 x4 1/2	W	6.60
SP53	2 x3 5/8	U	7.15
SP54	1 15/16x3 1/2	X	5.95
SP55	1 1/2x3 1/8	Y	5.95
SP56	2 x3 5/8	T	5.95
SP57	1 1/2x3 1/8	T	5.95
SP6	1 1/2x3 1/8	Z	5.95

Stock Number	Size	Base Code Letter	List Price
SP60	1 5/8x3 5/8	AA	$5.95
SP61	2 1/4x4 5/8	AB	8.50
SP62	1 1/2x3 1/8	AC	5.95
SP63	2 x4 1/2	AD	7.15
SP64	2 x3 5/8	AE	5.95
SP65	1 1/2x3 1/8	AG	6.60
SP66	1 1/4x3 1/8	AH	5.95
SP67	2 x4 1/2	AJ	8.50
SP68	2 x4 1/2	AK	9.00
SP69	2 x4 1/2	AC	6.60
SP633	1 1/2x3 1/8	AF	5.95
SP640	1 1/2x3 1/8	AC	5.95
SP641	1 1/4x2 7/8	AC	5.95
SP644	1 1/4x3 1/8	AH	5.95
SP645	1 1/4x2 7/8	AC	5.95
SP646	1 11/16x3 5/8	AH	5.95
SP7	1 1/2x3 1/8	AL	6.60
SP71	1 1/2x3 1/8	AM	5.95
SP72	1 5/8x3 5/8	AM	5.95
4SP5	1 1/2x3 1/8	T	5.95
4SP56	2 x3 5/8	T	5.95
4SP65	1 1/2x3 1/8	AG	6.60
4SP66	1 1/2x3 1/8	AH	5.95

Copyright by U. C. P., Inc.

utah REPLACEMENT VIBRATORS

BASE DIAGRAMS

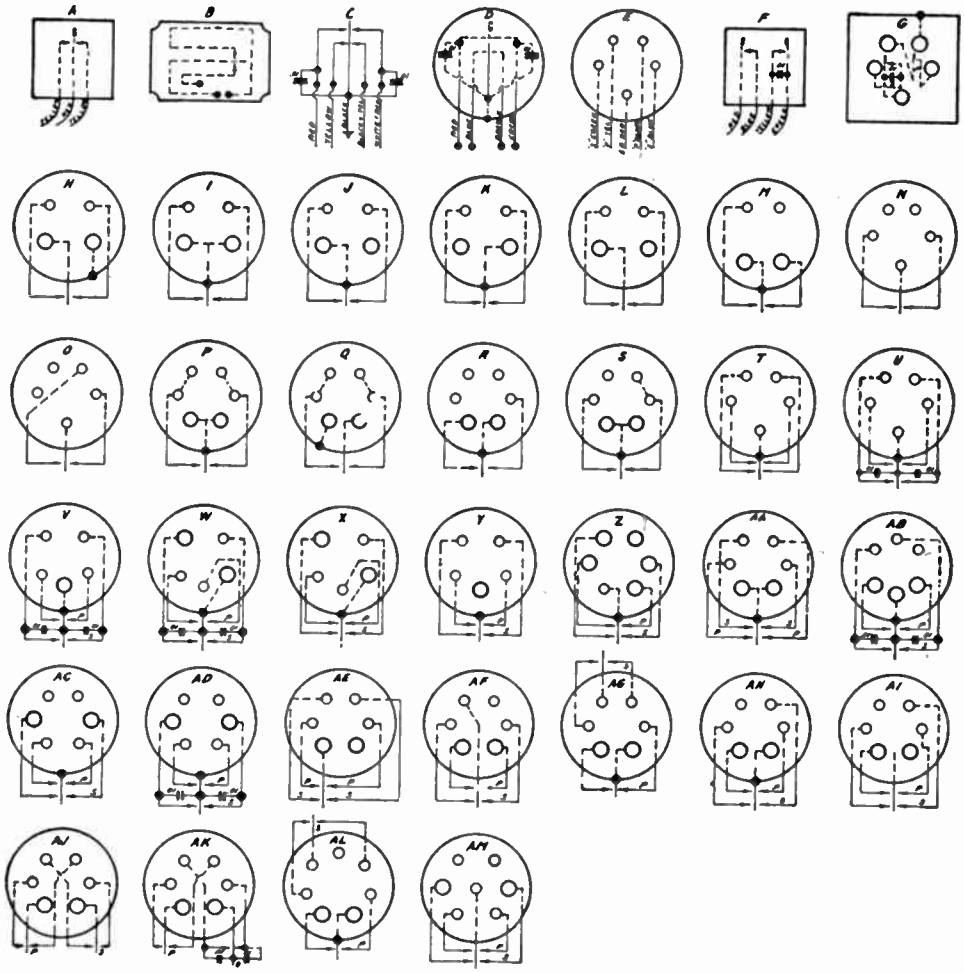

VIBRATOR TESTER CIRCUIT

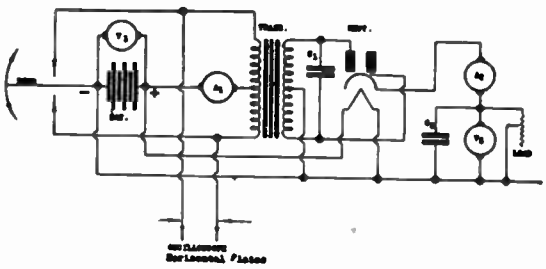

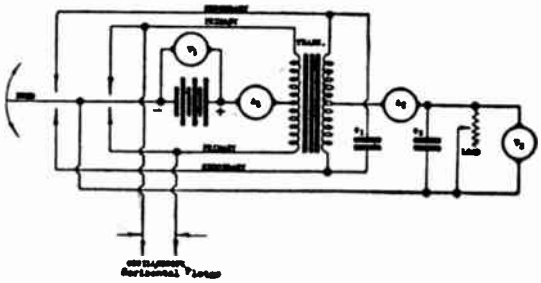

NON-SYNCHRONOUS

Trans.—Utah No. 2460 Vibrator Transformer
Rect.—6X5G Rectifier Tube
Load—5000 Ohm 25 Watt Rheostat
C_1 —.008 M. F. 1600 V. Buffer Condenser
C_2 —8 M. F. 450 V. Electrolytic Condenser
A_1 —0-10 Ammeter, D.C.
A_2 —0-100 Milliammeter, D.C.
V_1 —0-10 Voltmeter, D.C.
V_2 —0-500 Voltmeter, D.C.

SYNCHRONOUS

Trans.—Utah No. 2460 Vibrator Transformer
Load—5000 Ohm 25 Watt Rheostat
C_1 —.01 M. F. 1600 V. Buffer Condenser
C_2 —8 M. F. 450 V. Electrolytic Condenser
A_1 —0-10 Ammeter, D.C.
A_2 —0-100 Milliammeter, D.C.
V_1 —0-10 Voltmeter, D.C.
V_2 —0-500 Voltmeter, D.C.

Copyright by U. C. P., Inc.

BURGESS

ARE YOUR SALES A HELP TO OUR WAR EFFORT?

There's a bigger and more important customer to be supplied with dry batteries than Civilian Smith or Jones . . . our Fighting Army and the war industries supplying them with the guns and planes and tanks necessary to win this fight.

These war industries need thousands of dry batteries, and you can serve on the home front by helping to get them, quickly, the correct batteries they need.

They're your customers, taking the place of civilian supply which has been counted on so heavily and which suddenly becomes less important. Illustrated here are but a few of the types in demand by our war industries. Price data and further information on all Burgess batteries can be supplied by writing the Burgess Battery Company, Freeport, Ill.

☆ ☆ ☆

This field radio set, illustrated above, is a direct reason why your customers' radios are neglected and perhaps without batteries. Burgess is supplying thousands of batteries, the power which will transmit messages to coordinate the attack on and defeat of our enemy.

No. 2308—Standard type 45 volt "B" battery. Constructed of seamless drawn zinc cans for longer life and economical operation. Size 8" x 2⅞" x 7⅛". Taps at —, +22½, +45 volts. Weight each, 7 lbs. 6 oz.

No. 2370—A 4½ volt "C" battery. Taps at —1½, —3, and —4½ volts. Size 3⅝" x 4" x 1⅜". Weight each, 1 lb.

☆ ☆

Uni-Cel—First grade raw materials and quality workmanship establish Burgess Uni-Cels as No. 1 Grade. Chrome protected for longer life and dated for freshness. Available in No. 1 and No. 2 size, for flashlight use.

No. 5308—A 45 volt "B" battery equipped with screw terminals, insulated knobs. Taps at —, +22½, +45 volts. Size 5⅞" x 4 3/16" x 2 9/16". Weight each, 2 lbs. 15 oz.



This balloon-suspended instrument employed by the Weather Bureau is but one of many instruments in use by Government agencies which are powered by Burgess dry batteries.

No. Z30N—New improved midget "B". 45 volts. Screw terminals with insulated knobs. For radio receivers and transmitters, laboratory and medical devices. Taps at —, +22½, +45 volts. Size 1⅞" x 3" x 4 9/16". Weight each, 1 lb. 5 oz.

No. 4156—A 22½ volt "B" battery. Light in weight, easily transported in portable equipment. High current capacity and long life. Size 3" x 3⅜" x 2 9/16". Weight each, 1 lb.



No. 5360—Compact 4½ volt "C" battery. Size 3" x 1 3/16" x 2⅝". Weight each, 5 oz.

BURGESS BATTERY COMPANY - FREEPORT, ILLINOIS

ADDITIONAL DATA AND PRICES FURNISHED ON REQUEST

Thank You!

When writing for additional information or when ordering from sources of supply listed in this book, please mention

RADIO'S MASTER ENCYCLOPEDIA

Mueller Electric Co.

CLEVELAND, OHIO

MUELLER BATTERY AND TEST CLIPS

U.S. PATENTS: 1,521,903; 1,686,842; 1,779,442; 1,965,151; 1,994,251; 1,999,613

For use in making quick, temporary electrical connections. Packed 10 in a box, half marked + half plain to indicate polarity. Screw connections

No. 45 PEE WEE

A very small test clip for radio, ignition, meter and similar work. 1½" long. Jaw spread ⅜". Steel, bright finish.

EACH NET..... $0.05 LOTS OF 10 ..... $0.033

Use No. 47 Insulator

No. 48-B TEST AND BATTERY CLIP

A small test and battery clip for radio use and general testing purposes. 2" long. Jaw spread ⅝". Steel, bright finish.

EACH NET $0.05 LOTS OF 10 $0.035

No. 48C—Solid Copper. Same size as 48-B.

EACH NET..... $0.10 LOTS OF 10 $0.07

Use No. 49 Insulator for Clips 48-B and 48-C.

No. 27

A high grade test clip with meshing teeth on three sides of jaws. For laboratory and shop test work. 2½" long. Jaw spread ⅝". Steel, bright finish.

EACH NET ..... $0.10 LOTS OF 10 $0.07

No. 27-C—Solid copper. Same size as No. 27.

EACH NET $0.17 LOTS OF 10 $0.12

Use No. 29 Insulator for clips 27 and 27-C.

No. 24-A

A medium sized battery clip. Stands erect on battery post. Lead coated, copper shunt protects spring. 2⅞" long. Jaw spread 1". Steel, lead plated.

EACH NET $0.10

LOTS OF 10 ..... $0.07

No. 24—Solid copper. Same size as No. 24-A.

EACH NET ..... $0.20 LOTS OF 10 ..... $0.14

Use No. 26 Insulator for Clips 24-A and 24.

LARGER SIZES OF CLIPS

	Each Net	Lots of 10
No. 21-A—Heavy Duty Steel, lead plated, 4" long	$0.17	$0.12
No. 11A—100 Amp. Steel, lead plated. 6" long	0.60	0.42
No. 11—200 Amp. Solid copper. 6" long	1.00	0.70
No. 33—300 Amp. Solid copper. 7¾" long	1.80	1.25

(Above furnished with lug connections.)

RUBBER INSULATORS FOR CLIPS

A convenient protection against short circuit and electric shock. Packed 10 in a box, 5 red and 5 black to indicate polarity. Long tail prevents breakage of wire. Constructed so that clip is held in firmly.

Insulator No.	For Use with Clip No.	Each Net	Lots of 10
13	11, 11-A	$0.52	$0.36
23	21, 21-A	0.33	0.23
26	24, 24-A	0.19	0.13
29	27, 27-C	0.12	0.084
35	33	0.82	0.58
47	45, 45-C	0.08	0.056
49	48-B, 48-C	0.09	0.06
87	85	0.06	0.037
93	88	0.05	0.035

CROCODILE CLIPS

U.S. Patent No. 1,999,613

No. 85 Clip with No. 87 Insulator

No. 85-T Clip

No. 85—A very small clip with slender, elongated jaws for getting into tight places in radio or electrical test work. Teeth really mesh. Screw connection. 2⅜" long.

EACH NET..... $0.07 LOTS OF 10 $0.045

No. 85-T—New Crocodile "Tip-Clip"—equipped with standard phone tip on one jaw, otherwise same as No. 85. Ideal for use as a prod, for ordinary clip connections and for connections to insulated binding posts having non-removable heads.

EACH NET $0.14 LOTS OF 10 $0.095

Use No. 87 Insulators for either clip. Red and Black. Cover entire clip except nose. Protects against short and shock. Helps to distinguish leads.

ALLIGATOR CLIPS

No. 60—CONVENTIONAL TYPE

Accurately made, slim jaws, fine meshing teeth. Convenient, round thumb grip, barrel connection for banana plug. Equipped with small soldering lip. Strong spring with a hard bite. Bright, non-corrosive finish. 2" long.

EACH NET $0.05 LOTS OF 10 ..... $0.35

No. 60-S—SCREW CONNECTION

Eliminates necessity for soldering. Otherwise same as No. 60.

EACH NET $0.06 LOTS OF 10 $0.04

No. 60-CS—NEW COPPER R.F. ALLIGATOR CLIP

Same as No. 60 except made of solid copper. Has phosphor bronze spring and brass screw connection. Ideal for R.F. work. Will not heat up in H.F. circuits. Bright, natural copper finish. 2" long.

EACH NET $0.10 LOTS OF 10 ..... $0.07

No. 60-HS—STEEL ALLIGATOR CLIP WITH INSULATED HANDLE

Same as No. 60 except equipped with red and black insulating sleeves on end. Very convenient for distinguishing leads. Has screw connection also. Bright, attractive finish. 2¼" long.

EACH NET $0.12 LOTS OF 10 ..... $0.085

No. 60-CHS—COPPER ALLIGATOR CLIP WITH INSULATED HANDLE

Same as No. 60-CS except equipped with red and black insulating sleeves on end. Entirely non-ferrous with brass screw connection, for R.F. work. 2¼" long.

EACH NET $0.17 LOTS OF 10 ..... $0.12

WEE-PEE-WEE No. 88

Entirely Non-ferrous. Smaller Than Ever! An extremely small clip for fine testing in radio and electrical work. Light-Weight; thin-nosed; spring-temper phosphor bronze. Ideal for close-wound coils. 1⅛" long; jaw spread ¼".

EACH NET $0.09 LOTS OF 10 ..... $0.06

No. 93—Fiber-glas Insulators for No. 88 Clip.

EACH NET $0.05 LOTS OF 10 ..... $0.035

No. 45-C SOLID COPPER TEST CLIP

Solid copper radio frequency test clip. Phosphor bronze spring, brass screw. Will not heat up in high frequency test work, entirely non-ferrous.

No. 45-C Clip
No. 47 Insulator

EACH NET ..... $0.08 LOTS OF 10 ..... $0.055

Use No. 47 Insulator.

CLAMPIPE GROUND CLAMP

The exclusive patented feature of a U-shaped cross section in combination with a U-shaped clamp gives a rigidity and effectiveness to the ClamPipe that cannot be found in any other make.

The ClamPipe will not bend or lop over when applied to a pipe. The point of the large case hardened screw, cuts through rust, paint or corrosion into clean, fresh metal, insuring a good contact. The Clamp may be installed on a pipe lying flush against a wall. Will not spread open.

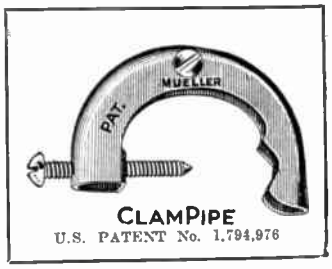

No. 58

The best ground clamp value on the market. Applicable to pipe ⅜" to 1⅜" outside diameter.

Packed 10 in a box

EACH NET ..... $0.09 LOTS OF 10 ..... $0.06

Copyright by U. C. P., Inc.

PRICES SUBJECT TO CHANGE WITHOUT NOTICE

Mueller Electric Co.

THE SNAPPER

A Long Insulated Test Clip and A "Triple Threat" Radio Tool

U. S. Patent No. 2,074,324

No. 99—7" Long Insulated

The long tube is of insulating material and is fitted with spring contact jaws on the far end. The jaws are operated by a push of the thumb on the near end. Wire is quickly and easily connected in a hole in the insulator knob binding post on the near end.

May be used as (1) **A "Deep Sea" Electric Test Clip**—test contacts with ease, deep in the recesses of radio chassis with no danger of short circuits; (2) **An Electric Contact Prod**—clip jaws may be used to make quick prod contacts, or clip one Snapper on ground circuit and prod with another; (3) **A Retriever**—start small screws and nuts or pick up odds and ends that may accidentally be dropped into inaccessible places.

PRICE....$0.65 EACH Dealers Wholesale Price, each ...$0.39 Net
Snappers are generally used in pairs—1 red and 1 black.

INSULATED GRID CLIP ASSEMBLY

U. S. Patents Nos. 1,779,442-1,965,151

One Universal Clip That Fits Them All
This assembly is made up of a Pee-Wee Clip with jaws specially constructed to give a firm grip on all sizes of grid caps, a rubber insulator over the clip, 10 inches of flexible, rubber-covered wire and a standard phone tip.
FEATURES: ● **Will Never Weaken or Break** ● **Bull-Dog Grip**—in either vertical or horizontal position, will not come off cap no matter how hard tube is pounded. ● **Will Not Injure or Break Grid Cap**—if clip itself is struck accidentally it will pull loose without damaging cap. ● **Wire Will Not Pull Loose from Clip**—soldered connection at both ends. ● **Quick and Easy Application**—fits all sizes of grid caps.
No. 106—Insulated Grid Clip Assembly
EACH NET $0.20 LOTS OF 10 $0.13

RADIO CLIP KIT

No. 104

A handy and useful assortment of clips, ground clamps, insulators, etc. for the radio shop.

Have what you want when you want it. A real value in a convenient package. The 77 items cost much less when purchased in this kit

PRICE PER KIT.....$6.67

Dealers wholesale price .....$4.00 Net
than they would separately.

BATTERY POST ADAPTER

For Making Non-Corrosive, Semi-Permanent Connections to Storage Batteries

No. 103—Is simply pressed, not burned, on to battery post. The wire is quickly and easily connected under the thumb nut.

Made of non-corrosive antimonial lead. Ideal for use on battery operated home appliances.

No. 103

Packed 10 in a box

EACH NET.....$0.15 LOTS OF 10.....$0.10

BATTERY CHARGING JUMPERS

No. 89—MUELLER CLIP JUMPER

A complete jumper, ready to use. Two No. 24-A clips and 14" of rubber covered copper wire.

Packed 10 in a box

EACH NET.....$0.25 LOTS OF 10.....$0.18

No. 57—MUELLER TAP-TITE SPIKE JUMPER

Hard, pointed steel pins soldered to ends of wire and held firmly in lead coated steel jackets. Drive into battery posts.

Packed 10 in a box

EACH NET.....$0.20 LOTS OF 10.....$0.15

No. 38—MUELLER PRES-TITE JUMPER

Is simply pressed over battery posts. Made of non-corrosive, antimonial lead.

Packed 10 in a box

EACH NET.....$0.20 LOTS OF 10.....$0.15

BATTERY CARRIERS

No. 73—MUELLER "COCKEYED CARRIER"

No. 73—A rugger carrier with heavy, rubber covered strap which will stand plenty of abuse. To use, drop the end pieces over the battery posts and lift up. This cocks the eyes and they grab hold. The heavier the battery the tighter the grip. 12" long. Packed 10 in a box.

EACH NET ..... $0.40 LOTS OF 10 ..... $0.27

NEW EXTRA LONG CARRIER

No. 73-EL—19" long. Ample length to take the new long batteries in some latest model cars. Same construction as No. 73. Packed 10 in a carton.

EACH NET.....$0.50 LOTS OF 10 .....$0.35

PRICES SUBJECT TO CHANGE WITHOUT NOTICE

Copyright by U. C. P., Inc.

Pioneer
POWER SUPPLY DEVICES



THE NEW BLUE DIAMOND A.C. - D.C. GAS - ELECTRIC PLANT

Same as "Power Co." Electricity — Also Charges Batteries

Thousands of **Blue Diamond** Plants are now in use throughout the world. The NEW **Blue Diamond** portable TWO in ONE Electric Plant is the outstanding value in A.C. plants, yet, this unit will also furnish an adequate supply of D.C. for charging batteries. The A.C. is 110 volts, 60 cycles, without a flicker, the same as furnished by power companies.

FEATURES—Capacity—300 watts, 110 volts A.C. 60 cycles, without a flicker, and from the same plant 200 watts, 6 volts D.C.; 250 watts, 12 volts D.C., or 325 watts, 32 volts D.C.—**Generator**—4-pole—direct connected on to crankshaft of engine (no coupling)—steel shell—all parts easily accessible by merely removing end cover.—**Engine**—4 cycle, single cylinder, air-cooled, ⅜ H.P. engine with mechanical governor to maintain constant speed of 1800 R.P.M.—cast-iron fuel tank base—Ignition shielding. **Starting**—All Models—push-button starting—also auxiliary rope-puller starter (except type DD110). **Filter**—If the plant is used to operate a radio, the filter is recommended.—**Fuel Consumption**—Operates 12 to 16 hours on one gallon of gasoline—Base tank one gallon capacity.—**Compact Design**—Overall dimensions, 19½" long, 14" high, 14" wide, making the Blue Diamond the ideal plant where space is valuable.—**Remote Control Type**—Push-button starting and stopping from a remote point—built into the plant, not furnished separately.

NEW BLUE DIAMOND A.C. - D.C. PLANT

Type	Description	Output Watts A.C.*	Output Watts D.C.	Approx. Net Weight	Code	List Price
BD6	110 Volts A.C.; or D.C. for charging 6-volt batteries	300	200	106 lbs.	BLAZE	$ 87.95
BDR6	110 Volts A.C.0 or D.C. for charging 6-volt batteries, with remote control, ammeter and voltmeter in control box	300	200	110 lbs.	BLAST	115.45
BD12	110 Volts A.C.; or D.C. for charging 12-volt batteries	300	250	106 lbs.	BLURB	96.20
BDR12	110 Volts A.C.; or D.C. for charging 12-volt batteries, with remote control, ammeter and voltmeter in control box	300	250	110 lbs.	BLOOM	123.70
BD32	110 Volts A.C.; or D.C. for charging 32-volt batteries	300	325	106 lbs.	BLACH	101.15
BDR32	110 Volts A.C.; or D.C. for charging 32-volt batteries, with remote control, ammeter and voltmeter in control box	300	325	110 lbs.	BLINT	128.65

*At 1.0 power factor. Rheostat shown in illustration furnished only on type DD6-12.
These A.C.-D.C. Plants furnish either A.C. or D.C. (not designed to develop full rating of both at same time).

NEW BLUE DIAMOND D.C. PLANT

DD6-12	6 or 12 Volts D.C.—6 volts 175 watts, 12 volts 350 watts	108 lbs.	BLETH	$64.45
DD32	32 Volts D.C.—350 watts	108 lbs.	BLEAK	76.95
DD-110	110 Volts D.C.; 350 watts; rope starter only	108 lbs.	BLEEN	81.35
BDF	Filter (for either "BD" or "DD" series)	2 lbs.	BLIGE	6.60

The "Pincor" Champion Gas-Electric Plant S-6 (NACRE) for charging 6-volt batteries; S-12 (NAMAZ) for charging 12-volt batteries; 175 watts; 51 lbs. ..... **List Price $54.95**

ANNOUNCING THE NEW "PINCOR" GOLD CROWN HEAVY DUTY GAS - ELECTRIC PLANTS

The NEW "Pincor" GOLD CROWN Gas-Electric Plants provide a full line of units that fill every heavy-duty requirement. They answer the ever-increasing demand for generators of greater output with attending low first cost, economical operation and minimum space requirements. The NEW "Gold Crown" is the result of many years of developmental work and tests by pioneer Gen-E-Motor Corporation engineers.

Features—Capacity—600, 1000 or 1500 watts.—All voltages: 32 volts, 110 volts A.C. or D.C. or 220 volts A.C. or D.C. The 32-volt D.C. plants are designed for use with 32-volt storage batteries, the average charging rate (depending on condition of battery) 600-watt plant, 18 amperes; 1000-watt plant, 25 amperes; 1500-watt plant, 38 amperes. The 110-volt D. C. and A.C. plants are for direct connection to load. **Generator**—4-pole—self-excited—mounted on the crankshaft of engine (NO COUPLING)—Large fan mounted on the armature assures cool operation and prevents the accumulation of dust or dirt.—All windings thoroughly impregnated with insulating compound.—Large commutator and collector rings.—Accurately balanced armature.—1800 R.P.M.—All parts easily accessible by merely removing end cover.—**Engine**—4-cycle, single cylinder L head, air cooled—High-tension moisture-proof flywheel Magneto.—Pump and splash Lubrication.—Float feed, adjustable Carburetor.—Flyball type, adjustable, full-enclosed Governor, operating in oil.—S.A.E. babbitt-lined Bearings.—One-piece, special alloy Cams and Cam Gear.—1045 S.A.E. steel, heat-treated Crankshaft, counter-weights drop-forged integral with shaft.—Alloy steel, completely enclosed Valves.—Aluminum alloy Connecting Rod, large split bearing on crank pin.—Aluminum alloy Piston, fitted with two compression rings and one oil control ring.—Oil bath Air Cleaner.—Heat resisting enamel finish.—**600-Watt Plant Engine**—1 h.p.; bore 2¼"; stroke 2¼"; fuel tank capacity 1 gallon for approximately 7 hours' operation at rated load.—**1000-Watt Plant Engine**.—2 h.p.; bore 2⅝"; stroke 2⅝"; fuel tank capacity 1 gallon for approximately 4 to 5 hours' operation at rated load.—**1500-Watt Plant Engine**—3 h.p.; bore 2¾"; stroke 3¼"; fuel tank capacity 1¼ gallon, approximately 3 hours operation on 1 gallon at rated load.—**Starting**—Push-button electric starting is standard on the 32-volt D.C. and 110-volt A.C. plants (12-volt battery required for electric starting of 110-volt A.C. plant) also auxiliary rope-pull starter. The 110-volt D.C. type has rope-pull starter in 600 and 1000 watt and hand-crank starter in 1500 watt.—**Remote Control Type**—Push-button starting and stopping from a remote point an optional extra feature available on the 110-volt A.C. plants. The Remote Control feature is built into the plant—not furnished separately. Operates from a 12-volt battery which is included in the price of the Remote Control feature.—**Filter and Shielding**—For operating a radio, the filter and ignition shielding should be used. (Optional extra equipment.)

NEW "GOLD CROWN" AIR COOLED PLANTS

Type No.	Code	Voltage	Capacity	Dimensions Length	Dimensions Width	Dimensions Height	Approx. Net Weight	List Price
BA-6	BAAND	110 Volts A.C.	600 Watts	27"	22½"	21"	142 lbs.	$197.50
BA-10	BABCO	110 Volts A.C.	1000 Watts	27"	22½"	21"	175 lbs.	285.50
BA-15	BACUS	110 Volts A.C.	1500 Watts	40"	26"	32"	365 lbs.	345.50
BC-6	BEARY	for 32-volt batteries	600 Watts	27"	22½"	21"	135 lbs.	173.25
BC-10	BEBTO	for 32-volt batteries	1000 Watts	27"	22½"	21"	170 lbs.	203.50
BC-15	BECCA	for 32-volt batteries	1500 Watts	40"	26"	32"	360 lbs.	316.25
DC-6	SAHIB	110 Volts D.C.	600 Watts	20¾"	18¾"	20"	140 lbs.	173.25
DC-10	SABAN	110 Volts D.C.	1000 Watts	24½"	19½"	21¾"	170 lbs.	203.50
DC-15	SALIS	110 Volts D.C.	1500 Watts	32½"	20"	24½"	275 lbs.	316.25
BT-12	STATT	12-Volt Starting Battery for 110-Volt A.C. Plants ("BA" Series)					60 lbs.	15.95

Remote Control Feature—for 600 and 1000-watt plant add $48.20 to list price of standard plant. For 1500-watt plant add $52.25 to list price of standard plant. This includes a 12-volt starting battery. For REMOTE CONTROL use code word "GOMAT" in addition to code word for standard plant.
Filter and Shielding—$16.50 list—use code word "GORAD" in addition to code word for the plant.
For 220 volts D.C. or A.C. (60 cycle) add 5% to the list price of 110-volt plant—For 220 volts D.C. use code word "DIDOZ" in addition to code word for 110-volt plant—For 220 volts A.C. (60 cycles) use code word "ACTTO" in addition to code word for 110-volt plant. For 110-volt 50-cycle output add 15% to the list price of 60-cycle plant.—Use code word "FIFCY" in addition to code word for 110-volt, 60-cycle unit. NOTE: The maximum wattage for 50 cycles of 1500-watt plant (BA-150) is 1200 watts—BA-100 is 700 watts—BA-60 is 400 watts.

"PINCOR" PRODUCTS Manufactured by Pioneer Gen-E-Motor Corporation

Copyright by U. C. P., Inc.

Pioneer
POWER SUPPLY DEVICES

PIONEER ROTARY CONVERTERS

Converts 6, 12, 32, 110, 220 Volts Direct Current to 110 Volts Alternating Current

Rotary converters with and without filters for operation of: Public Address Systems, Power Amplifiers, Radio Receivers, Electric Phonographs, A. C. Motors, Neon Signs, and any other similar apparatus requiring a reliable source of A. C.

Here's a PIONEER double-wound rotary converter of dynamotor construction with separate D. C. and A. C. windings. Less heating and longer brush life result from the engineered PIONEER converter design! The double-wound converter results in more efficient commutation than is obtainable with "tapped" winding.

Converters are rated in volt amperes—the Power Factor of the load determines the size of converter to be used—all PIONEER converters are engineered for the apparatus with which they are to be used.

Code	Type No.	INPUT D.C. Volt	INPUT D.C. Current	OUTPUT A.C. Volt	OUTPUT Volt Amps.	LIST PRICE Less Filter	LIST PRICE With Filter
Kadex	6K4	6	14. amps.	110	40	$53.35	$62.42
Karax	6K6	6	20. "	110	60	69.02	78.10
Kearp	12K4	12	8.0 "	110	40	40.15	48.40
Kenus	12K8	12	13.5 "	110	80	53.35	56.92
Kempe	12K11	12	17.5 "	110	90	61.60	66.00
Kelly	12K16	12	24. "	110	160	79.75	93.32
Kidel	3K4	32	2.8 "	110	40	39.60	46.20
Kirst	3K8	32	4.8 "	110	80	41.25	47.30
Kilty	3K11	32	6.2 "	110	90	42.35	50.32
Kinky	3K20	32	10.4 "	110	200	52.40	61.60
Kigaw	3K30	32	14.5 "	110	300	67.10	78.10
Kouse	1K4	115	.8 "	110	40	39.30	46.75
Koopy	1K8	115	1.4 "	110	80	41.25	47.30
Koise	1K11	115	1.8 "	110	110	42.35	50.32
Kobno	1K20	115	3.0 "	110	200	52.80	61.60
Koxxy	1K30	115	4.2 "	110	300	67.10	78.10

All Pioneer 6 and 12-volt converters operate on ball bearings. Can be supplied on other units—add $3.85 to the list price.

PIONEER GEN-E-MOTOR Auto "B" Eliminators



New Compact Models

Complete with built-in filter units, for use as battery eliminators for auto receivers using "B" batteries, and for installation in auto sets where it is desired to remove the filter system used with the old vibrator unit. The entire unit is housed in a sturdy metal case measuring 2 7/8"x5 7/16"x5 7/16". The Gen-E-Motor is floated in rubber, assuring complete freedom from vibration. The armature is supported by two sets of ball bearings. Shpg. Wt. 7 1/4 lbs.

Code	No.	Output Volts	Output M.A.	Battery Drain	List Price
Baggy	5135-A	135	30	1.80	$21.45
Balmy	5180-A	180	30	2.50	21.45
Balsa	5200-A	200	40	3.15	21.45
Bandy	5226	225	50	4.3	21.45
Banjo	5250	250	50	4.7	21.45

The above units may be furnished with intermediate tap for 50c additional. Use code word "TAPPO" in addition to code word for standard unit. Shipping weight 7 1/4 lbs.

Model "H" For Amplifiers and Sound Trucks

Code	No.	Output Volts	Output M.A.	Battery Drain	List Price
Basic	7565	265	75	7.75	$37.50
Baste	7300	300	100	9.5	41.25

PIONEER DYNAMOTORS

Use Pioneer "Silver Band" Dynamotors for Better Performance in Sound Systems, Police Units, Aircraft, Marine and Broadcast Service.

FEATURES

No ripple or voltage variation.
Nothing to adjust!
Compact, light weight, and completely enclosed in dust-tight case.
Welded steel ring construction—end brackets of tough, high quality malleable iron.
Armature, dynamically balanced, runs on grease-sealed bearings insures quiet, smooth operation.

Code	Type No.	Output Volts	Output M.A.	Input Volts	Input A.	Wt. Lbs.	SIZE Lgth Ins.	SIZE Width Ins.	SIZE Hgr. Ins.	List Price
Gavel	E1W272	250	50	6	4.7	7½	5⅝	4 5/16	4 5/16	$38.50
Gayal	E2W353	250	50	6	4.8	9¼	6⅛	4 5/16	4 5/16	44.00
Galea	E1W339	250	100	6	7.5	7½	5⅝	4 5/16	4 5/16	38.50
Gecko	E2W397	250	150	6	13.2	9¼	6⅛	4 5/16	4 5/16	44.00
Genet	E2W351	300	100	6	9.7	9¼	6⅛	4 5/16	4 5/16	44.00
Gatch	E2W243	300	150	6	14.0	9¼	6⅛	4 5/16	4 5/16	44.00
Genus	E2W256	350	150	6	15.2	9¼	6⅛	4 5/16	4 5/16	46.20
Giant	E2W438	400	125	6	14.2	9¼	6⅛	4 5/16	4 5/16	46.20
Gaily	E3W413	500	100	6	15.0	11	6⅝	4 5/16	4 5/16	52.25
Girth	RA0W158	300	200	6	18.0	16	8	5¾	5⅞	82.50
Given	RA1W201	400	225	6	25.0	17½	8 7/16	5¾	5⅞	90.75
Glade	RA1W189	500	200	6	27.0	17½	8 7/16	5¾	5⅞	93.50
Glair	RA1W331	600	200	6	31.0	17½	8 7/16	5¾	5⅞	96.25
Grate	RA1W549	750	125	6	25.0	17½	8 7/16	5¾	5½	99.00
Glint	RA3W550	750	250	12	24.0	23¼	9¼	5¾	5⅞	107.25
Gonad	RA2W475	1000	150	12	20.0	19¼	8 7/16	5¾	5⅞	115.50
Grist	RA3W534	1000	250	12	32.0	23¼	9¼	5¾	5⅞	126.50

All units may be furnished for any D.C. input other than listed above at an addition of 15% to list price. Add "X" to code word and follow with input voltage required.

	List Price		List Price
Standard Filter for "E" units	$21.45	Transient Filter for "RA" units	$27.50

"EA" units, using aluminum wherever possible to reduce weight $11.00 additional to list price of corresponding "E" unit.

Most "RA" units may be furnished in "DA" frame at 15% less than "RA" list. Prices Slightly Higher in West and South

TYPE T ROTARY CONVERTER



FEATURES

4-pole construction, 1800 R.P.M., ball bearings, cast-iron end brackets, windings thoroughly impregnated with insulating compound, large D.C. commutator, specially designed brush holders assuring correct commutation. Cool operation. Quiet. Available with or without filter. Prices on request.

MODEL JW-GEN-E-MOTOR • WITHOUT FILTER

It is being used with remarkable success to replace vibrators in auto radio receivers—as it can be easily installed usually within the set itself. It is excellent for this service because it is extremely compact (4 1/8"x5 1/2"x2 7/8") and can be used without circuit alterations—complete instructions included.

Supplies a uniform voltage output, eliminating noisy or weak reception.

Code	No.	Output Volts	Output M.A.	Battery Drain	List Price
Abate	JW-18	180	30	2.5	$15.95
Abbey	JW-20	200	40	3.15	15.95
Abhor	JW-25	225	50	4.3	15.95
Abide	JW-50	250	50	4.7	15.95
For 32-Volt Radios					
About	JW-32	210	45	.7	$19.80

Shipping weight, each 6 lbs.

Copyright by U. C. P., Inc.

Illustrating all type ATR Shaverpacks except Types 6 and 12.

ATR SHAVERPACKS

Model SPA

Specially Designed for Operating A. C. Razors from 6, 12, 32, 110, and 220 volt D. C. Lines. May Also be Used for Other Small A. C. Devices.

ATR Shaverpacks are midget D.C.-A.C. Inverters designed especially for the operation of A. C. razors in the car (6-volt type), on buses or aeroplanes (12-volt type), on trains (32-volt type), on boats, in hotels, and D. C. districts (110- and 220-volt types). They are ideally suitable for traveling salesmen, sportsmen, and all owners of electric shavers. By the use of ATR Shaverpacks with standard A. C. razors, electric razor operation can be had anywhere! ATR Shaverpacks deliver 60 cycle A. C. current so necesary for electric razor operation and utilize a new ATR type of six contact Vibrator construction having four 3/16" diameter tungsten power contacts and two silver alloy driver contacts, which unit will give many years of satisfactory service and outlast the electric razor.

TYPE	Input D. C. volts	A.C. Output 60 cycles	Wattage Output	Code Word	List Price
6	6	110 volts	15 watts	ASPAC	$8.95
12	12	110	15	BSPAD	8.95
32	32	110	15	CSPAE	10.95
110	110	110	15	DSPAF	9.95
220	220	110	15	ESPAG	9.95

Radio frequency interference not suppressed.

The above Shaverpack types are also available with an output voltage of 220 volts A. C. at prices 10% higher. In ordering, specify "S" after the type number and substitute for the last letter in the code word "T"; that is, if a 110 volt D. C. Shaverpack having a 220 volt A. C. output is desired, this would be ordered as Type 110S covered by code word, "DSPAT". ATR Shaverpacks are housed in metal cabinets having an attractive black-wrinkled finish, which is standard. Ivory finishes are available on special order at 30c additional; all chromium-plated cabinets are available at a charge of $1.00 additional. Dimensions, 4¼"x3⅝"x2⅝"; shipping weight, 3 lbs.

Replacement Vibrators for any of the above Shaverpack types, List Price, $3.50; Exchange List Price, $2.95. Be sure to mention the type number as well as model number when ordering.



Illustrating Types 6 and 12 ATR Shaverpacks, fitted with receptacle (for dash mounting), which attaches direct to battery.

Illustrating all ATR Low Power Inverters except Types 6 and 12.

ATR Low Power INVERTERS

Model LIA

For Operating Small A. C. Motors and Devices of Approximately 35 watts Consumption from 6, 12, 32, 110, and 220 volt D. C. Lines.

This line of ATR Low Power Inverters was specially brought out to meet the insistent demand for a good, low power, inexpensive portable Inverter for operating phonograph and other A. C. motors and a host of small A. C. devices from D. C. voltage sources. These Inverters operate at an efficiency in excess of 90% and are designed for operation of loads having a power factor as low as 60%. They are ruggedly built and powered by a special ATR six-contact plug-in Inverter Vibrator utilizing four ¼" diamenter tungsten power contacts and two silver alloy driver contacts.

Type	Input D. C. volts	A.C. Output 60 cycles	Wattage Maximum	Wattage Continuous	Code Word	List Price
6	6	110 volts	50	35	ALIAM	$12.95
12	12	110	50	35	BLIAN	12.95
32	32	110	50	35	CLIAO	14.95
110	110	110	75	35	DLIAP	13.95
220	220	110	75	35	ELIAQ	13.95

Radio frequency interference not suppressed. Filter built-in, $1.50 additional.

Any of the above type Low Power Inverters are available with 220 volt A. C. output at prices 10% higher. In ordering, specify "S" after the type number and substitute for the last letter in the code word "T"; that is, if a 110 volt D. C. Low Power Inverter having a 220 volt A. C. output is desired, this would be ordered as Type 110S covered by code word, "DLIAT". ATR Low Power Inverters are housed in a black-wrinkled finished metal cabinet.

Dimensions, 5⅜"x4-3/16"x5⅝"; shipping weight, 5½ lbs.

Replacement Vibrators for any of the above Low Power Inverters, List Price, $4.95; Exchange List Price, $4.50. Be sure to mention the type number as well as model number when ordering.

Illustrating Types 6 and 12 Low Power Inverters only.

Copyright by U. C. P., *Inc.*

ATR STANDARD AND HEAVY DUTY RADIO INVERTERS

Model RSA (Standard)
Model RHA (Heavy Duty)

Illustrating all Standard Type ATR Radio Inverters except Types 6 and 12. For Heavy Duty Styles—see cut below.

Specially Designed for Operating Standard A. C. Radios, Radio-Phonograph Combinations, Public Address Systems, Television Sets, Amplifiers, Intercall Systems, and Radio Test Equipment from D. C. Voltages in Cars, on Farms, Trains, Boats, and in D. C. Districts.

This group of ATR Inverters is especially recommended for use with standard A. C. radios, television sets, and radio equipment, being exceptionally well filtered to insure interference-free all-wave radio reception. With ATR Inverters, the need for special equipment is eliminated. They are designed for quiet, long-life radio operation. The standard models are equipped with an ATR ten-contact plug-in Inverter Vibrator of new design and construction having dual arms and utilizing eight ¼" diameter tungsten power contacts and two silver alloy driver contacts, whereas, the heavy duty models are equipped with ATR twenty-contact plug-in Inverter Vibrators having sixteen ¼" diameter tungsten power contacts and four silver alloy driver contacts, insuring increased long life and reliable service. These Inverters also come equipped with four point voltage regulators, which make possible the correct output voltage for minimum to maximum loads and also help compensate for input voltages which are lower or higher than normal; the operating efficiency is in excess of 85%.

Type	Model	Input D.C. Volts	A.C. Output 60 Cycles	Output Wattage		Code Word	List Price
				Intermittent	Continuous		
6	RSA	6	110 volts	100	75	ARSAD	$25.95
12	RSA	12	110	125	100	BRSAE	25.95
32	RSA	32	110	150	100	CRSAF	26.95
32B	RHA	32	110	200	180	DRHAG	37.50
50	RSA	50	110	150	100	ERSAH	28.00
90	RSA	90	110	200	150	FRSAI	28.00
110	RSA	110	110	250	150	GRSAJ	26.95
110A	RHA	110	110	325	225	HRHAK	35.00
110B	RHA	110	110	500	350	IRHAL	45.00
110C	RSA	110	110/220	250	150	JRSAM	32.50
110D	RSA	110/220	110/220	250	150	KRSAN	38.50
220	RSA	220	110	250	150	LRSAO	26.95
220A	RSA	220	110/220	250	150	MRSAP	35.00

Illustrating Types 6 and 12 Standard Radio and Industrial Inverters only.

Radio frequency interference completely suppressed.

Any of the above type Inverters are available with 220 volt A. C. output at prices 10% higher. In ordering, specify "S" after the type number and substitute for the last letter in the code word "T"; that is, if a 110 volt D. C. Inverter having a 220 volt A. C. output is desired, this would be ordered as Type 110S covered by code word, "GRSAT".

ATR Standard and Heavy Duty Radio Inverters are housed in attractively finished brown-wrinkled metal cabinets.

Dimensions of Standard Model Radio Inverters, 7⅞"x8-3/16"x4½"; Shipping weight, 16 lbs.

Dimensions of Heavy Duty Model Radio Inverters, 7⅞"x9⅝"x6¼"; Shipping weight, 25 lbs.

For correct replacement vibrator, consult Inverter Vibrator Guide.

ATR STANDARD AND HEAVY DUTY INDUSTRIAL INVERTERS

Model (Standard) ISM
Model (Heavy) IHM

Illustrating Heavy Duty Models Radio and Industrial Inverters except types 6 and 12. Types 6 and 12 Industrial Inverters are illustrated by center cut above. Another style of Heavy Duty Industrial Inverter is that illustrated in the cut on page 6 covering ATR Custom Built Power Supplies.

Radio frequency interference not suppressed.

Any of the above type Inverters are available with 220 volt A. C. output at prices 10% higher. In ordering, follow similar directions given above.

ATR Standard and Heavy Duty Industrial Inverters are housed in attractively finished brown-wrinkled metal cabinets.

Dimensions of Standard Model Industrial Inverters, 7⅞"x8-3/16"x4½".

Shipping weight, 17 lbs.

For Operating A. C. Motors, Pin Ball Games, Electrical Testing Equipment, Coin Phonographs, and A. C. Electrical Appliances from D. C. Lines.

These units are specially designed for all industrial and pin ball game applications as indicated, permitting the use of standard A. C. equipment on D. C. lines. These Inverters operate at an efficiency in excess of 80% and are carefully built and equipped to give the longest possible life and operating satisfaction. The Standard and Heavy Duty Industrial Inverters utilize ATR ten and twenty contact plug-in vibrators, respectively, and are also equipped with four point voltage regulators as fully described above. These Industrial Inverters are recommended for use with loads having power factors as low as 60%, and as low as 50% for the pin ball Inverters indicated. These Inverters should not be used with Neon signs.

Type	Model	Input D.C. volts	A.C. Output 60 cycles	Output Wattage		Code Word	List Price
				Intermittent	Continuous		
6	ISM	6	110 volts	100	75	AISMD	$25.00
12	ISM	12	110	125	100	BISME	25.00
32	ISM	32	110	150	100	CISME	26.50
32P*	ISM	32	110	150	125	DISMF	29.95
32B	IHM	32	110	200	180	EIHMG	37.50
110	ISM	110	110	250	150	FISMH	26.50
110P*	ISM	110	110	250	150	GISMI	29.95
110A	IHM	110	110	325	225	HIHMJ	35.00
110B	IHM	110	110	500	350	IIHMK	45.00
220	ISM	220	110	250	150	JISML	26.50
220P*	ISM	220	110	300	150	KISMM	29.95

Dimensions of Heavy Duty Industrial Inverters, 7⅞"x9⅝"x6¼"; shipping weight, 26 lbs.

For correct replacement vibrator, consult Inverter Vibrator Guide.

*"P" Inverters are corrected for loads having power factors as low as 50% and are especially designed for pin ball games.

Built-in Filter, $4.50 additional.

Copyright by U. C. P., Inc.

● ATR HEAVY DUTY VIBRATOR PACKS

Model VPM

Illustrating ATR Vibrator Pack complete without audio filter, Style A.

For Inverting Low Voltage D. C. to High Voltage D. C. for Operation of Portable Receivers and Transmitters, for Police, Aircraft, Amateur, and Commercial Uses, Public Address Systems, Amplifiers, and Scientific Apparatus.

Here is a complete line of Heavy Duty Vibrator Packs for operation on 6, 12, 32, 110, and 220 volts D. C. inverting same to an output of 325 volts D. C. at 125 milliamperes, adjustable in four steps as low as 250 volts D. C. at 50 milliamperes. ATR Vibrator Packs are available in two models: complete with audio filter and without audio filter. All models have built-in RF filters and come complete with rectifying tube and Vibrator. The Vibrator used is an ATR ten contact Inverter type having eight ¼" diameter tungsten power contacts and two silver alloy driver contacts for longest life and utmost reliability. The efficiency is in excess of 55%.

Type	Input Volts D.C.	Output		Without Audio Filter		With Audio Filter	
		Volts D.C.	Current ma.	Code Word	List Price	Code Word	List Price
6	6	325-250	125-50	AVPMD	$22.00	FVPMI	$29.50
12	12	325-250	125-50	BVPME	22.00	GVPMJ	29.50
32	32	325-250	125-50	CVPMF	30.00	HVPMK	37.50
110	110	325-250	125-50	DVPMG	30.00	IVPML	37.50
220	220	325-250	125-50	EVPMH	30.00	JVPMM	37.50

Style A—Attractively cadmium-plated finished as shown; dimensions 5⅝"x3⅞"x6½"; shipping weight, 7 lbs.

Style B—Housed in an attractive black-wrinkled metal cabinet; dimensions, 7⅞"x4"x6⅜"; shipping weight 11½ lbs.

ATR Vibrator Pack Replacement Vibrators, any type, List Price, $6.50; Exchange List Price, $5.50. Be sure to mention the type number as well as model number when ordering.

Special Vibrator Packs are available for television and other purposes—your inquiries are invited.

Illustrating ATR Vibrator Pack complete with audio filter, Style B.

● ATR Polarity Changer INVERTERS

Model PCA

Illustrating ATR Polarity Changer Inverter.

For Operating Fractional Horsepower Motors, A. C. Radios, Amplifiers, and Other A. C. Devices from 110 and 220 Volt D. C. Lines.

The Polarity Changer Inverter really consists of nothing more than a polarity changer Vibrator with associated condensers. The Polarity Changer Inverter is unique in the respect that generally no transformer is made use of and its chief advantages are light weight and small size. The polarity changer Vibrator used is in effect a double-pole double-throw switch which causes the D. C. input voltage to be applied across any given load in first one direction and then reversed, the frequency of operation being determined by the frequency of the vibrating reed. The Polarity Changer Inverter is of especially high efficiency and generally in excess of 95%. These units are corrected for operation with loads having power factors not lower than 75%.

Type	Input D.C. Voltage	A.C. Output		Maximum Output Capacity	List Price	Code Word	R. F. Suppressed	Application
		Voltage	Frequency					
110	110	110	60 cycles	150 watts	$25.00	DPCAJ	Yes	Radios, Amplifiers
110A	110	110	60 cycles Adjustable to	150 watts	24.00	EPCAK	No	Industrial
220	220	220	60 cycles	150 watts	25.00	GPCAM	Yes	Radios, Amplifiers

ATR Polarity Changer Inverters are attractively housed in a black-wrinkled finished metal cabinet; dimensions, 7⅞"x4½"x3-3/16"; Shipping weight, 5 lbs.

ATR Replacement Polarity Changer Vibrators, any type, List Price, $8.00; Exchange List Price, $7.00. Be sure to mention the type number as well as model number when ordering.

Special Polarity Changer Inverters can be supplied—your inquiries are invited.

Copyright by U. C. P., Inc.

Illustrating Standard Model "A" Battery Eliminator.

ATR "A" BATTERY ELIMINATORS

Specially Designed for Demonstrating and Testing Auto Radio Sets on Regular A. C. Lines, 105-125 Volts 50-60 Cycles.

- Eliminates Storage Batteries and Battery Chargers.
- Prevents the Possibility of Spoiling a Sale Because of a Run-Down Battery.
- Operates the Set at Maximum Efficiency at All Times.
- Delivers Pure Direct Current at the Correct Voltage for the Proper Operation of Any Auto Radio Set.
- Fully Automatic and Fool-Proof.

Other Suggested Uses:
As a power supply for field coils, exciter lamps, and relays.
In the laboratory, for supplying various low D. C. voltages by simply using rheostat in one side of the A. C. cord.

Equipped with Full-Wave Dry-Disc Type Rectifier, Assuring Noiseless, Interference-Free Operation and Extreme Long Life and Reliability.

ATR STANDARD MODEL—Rated output 6.3 volts at 6.5 amperes. Size 7⅝"x7¾"x5-3/16"; Shipping weight, 18¼ lbs.; code word "SELIM." List Price..... **$25.95**

ATR HEAVY DUTY MODEL—Rated output 6.3 volts at 14 amperes. Uses dual rectifiers. Size 8⅜"x13"x5¼"; Shipping weight, 32 lbs.; code word "HELIM." List Price..... **$42.50**

Any of the above model "A" Battery Eliminators can be supplied for 220-240 volt A. C. input operation at 15% higher prices. If a 220-240 volt input "A" Battery Eliminator is desired, specify Type "B" and substitute "T" for the last letter in the cord word.

All ATR Eliminators have as standard equipment: On-Off Switch, Pilot Light Indicator, 10-Ampere Fuse, Rubber Mounting Feet, 6-ft. All-Rubber Cord Set, and Cabinet of heavy gauge metal having attractive black-wrinkled finish.

Illustrating Heavy Duty Model "A" Battery Eliminator.

Illustrating Model 600.

ATR AUTOMATIC TAPERING BATTERY CHARGERS

For Keeping Auto Batteries Fully Charged Right in the Car! An Automotive Necessity—Needed More Now Than Ever Before—Makes Cold Weather Starting Easy.

The additional appliances—such as auto radios, spot lights, heaters, fans, cigarette lighters, etc.—operated from the battery of the modern automobile impose a severe drain on the battery, making the normal "hard starting" in cold weather still more difficult.

The ATR Automatic Tapering CHARGER solves this problem by boosting or charging the battery right in the car conveniently and economically. No need to remove the battery! Simply attach plug to dash receptacle which connects to ammeter and frame of car and flip the charger toggle switch "ON." Cannot overcharge battery due to automatic tapering charge feature.

Operates from any 110-120 volt 50-60 cycle A. C. line. Utilizes a full-wave dry-disc type rectifier, assuring extreme long life and reliability.

- **Noiseless**
- **Efficient**
- **Long Life**
- **No Radio Interference**
- **Economical**

ATR STANDARD CHARGER—Model 400—Charging rate 4 to 2 amperes. Complete as illustrated with polarized dash receptacle and plug, fuse, 6-foot D. C. cord, 6-foot A. C. cord, and complete instructions. Dimensions. 5⅜"x3-5/16"x3¼"; Shipping weight, 5 lbs.; code word "FCHAR" Price List **$8.95**

ATR DELUXE CHARGER—Model 600—Charging rate 6 to 3 amperes. Complete as illustrated with polarized dash receptacle and plug, fuses, 9-foot D. C. cord, and 12-foot A. C. cord, on-off toggle switch, and complete instructions. Dimensions 8"x4"x3-5/16"; Shipping weight, 8 lbs.; code word "DCHAL" List Price **$12.95**

Any of the above model Battery Chargers can be supplied for 220-240 volt A. C. input operation at 15% higher prices. If a 220-240 volt input Battery Charger is desired, specify Type "B" and substitute "T" for the last letter in the code word.

Illustrating Model 400.

Copyright by U. C. P., Inc.

Janette *Rotary Converters*

FOR CHANGING DIRECT CURRENT TO ALTERNATING CURRENT

For Use with Radio Receivers, Amplifiers, Phonographs, Gaseous Electric Signs, Sound Pictures, Electric Organs, Public Address Systems, Musical Instruments, Etc.

*Capacity in Volt Amperes When Wound For		DEALER PRICES FOR CONVERTERS F.O.B. CHICAGO, ILL.				** D.C. Amperes Input (60 Cycle Output)	Price Additions for Manual D.C. Starter	
60 Cycles	50 Cycles	Frame Size	▲ With Filters	Frame Size	Without Filters			
115 VOLTS DIRECT CURRENT TO SINGLE PHASE— 110 VOLTS—A.C. (‡) 3600 R.P.M.—SLEEVE BEARINGS								
230 Volts—Add $1.35 net for converters wound for 230 volt D.C. primary.**								
						115 Volts	115 Volts	230 Volts
110	90	CA-19-F	$30.30	CA-19	$25.50	1.9		
150	120	CA-18-F	33.30	CA-18	28.80	2.4		
225	175	CA-16-F	38.85	CA-16	32.10	3.0		
300	250	CS-13-F	46.95	CS-13	40.20	4.0		
500	400	CS-12-F	61.80	CS-12	54.60	6.1		
†750	600	CE-12-F	91.95	CE-12	79.80	8.5	$15.00	$15.00
1000	800	CE-10-F	114.00	CE-10	98.10	13.0	22.20	22.20
115 OR 230 VOLTS DIRECT CURRENT TO SINGLE PHASE— 110 VOLTS—A.C. (‡) 1800 R.P.M.—BALL BEARINGS								
600	500	CF-12-F	$144.60	CF-12	$128.70	8.2	$15.00	$15.00
800	650	CF-34-F	154.20	CF-34	138.00	10.0	15.00	15.00
1200	950	CF-1-F	167.10	CF-1	151.20	14.0	22.20	22.20
1500	1200	CF-15-F	204.90	CF-15	189.00	16.5	22.20	22.20
2500	2000	CF-2-F	277.50	CF-2	261.60	25.5	22.20	22.20
3250	2600	CF-35-F	324.60	CF-35	309.00	33.0	27.60	27.60
6 VOLTS DIRECT CURRENT TO SINGLE PHASE— 110 VOLTS—A.C. (‡) 3600 R.P.M.—BALL BEARINGS								
40	40	CA-19-F	$37.50			15.0		
60	60	CA-18-F	46.95			24.0		
12 VOLTS DIRECT CURRENT TO SINGLE PHASE— 110 VOLTS—A.C. (‡) 3600 R.P.M.—BALL BEARINGS								
80	80	CA-19-F	$34.20			15.0		
120	120	CA-18-F	39.60			18.0		
160	130	CA-16-F	55.95			24.0		
225	160	CS-13-F	62.55			32.0		
32 VOLTS DIRECT CURRENT TO SINGLE PHASE— 110 VOLTS—A.C. (‡) 3600 R.P.M.—SLEEVE BEARINGS								
110	90	CA-19-F	$30.30	CA-19	$25.50	6.5		
150	120	CA-18-F	33.30	CA-18	28.80	8.5		
225	175	CA-16-F	38.85	CA-16	32.10	11.5		
300	250	CS-13-F	46.95	CS-13	40.20	15.0		
500	400	CS-12-F	61.80	CS-12	54.60	18.0		
650	600	CE-12-F	91.95	CE-12	79.80	27.0	$22.20	
850	750	CE-10-F	126.90	CE-10	98.10	36.0	22.20	

THE ORIGINAL CONVERTER

For Converting D.C. to A.C.

Built especially for radio and sound apparatus—capacities 110 to 3250 volt amperes—with or without all-wave filters. Dynamotor construction—economical to operate—ruggedly built for years of trouble-free service—used or recommended by the largest manufacturers of radio and sound apparatus throughout the world.

WHY EXPERIMENT?
INSIST ON A JANETTE

ALL PRICES ARE SUBJECT TO CHANGE WITHOUT NOTICE

***CAUTION:** Voltamperes and watts are the same ONLY on a load of 100% power factor. For a load of 85% P. F. the watts will be 15% less than the voltampere capacities shown. All converters are furnished for 60-cycle output unless otherwise specified.

** Ampere ratings are based on 85% P. F. and may vary plus or minus 10% from the figures shown. The amperes for 230 volt D.C. converters will be half the amperes shown for 115 volt input.

‡ Converters wound for 50 cycles will run about 5/6 of speeds shown for 60 cycles.

▲ The special type of filter is designed for both short and standard broadcasting bands from 500 to 30,000 kilocycles (10 to 547 meters). Exceptionally quiet reception results on all bands.

† No starter is required for CE-12-F converter WITH filter but must be used with CE-12 converter WITHOUT filter.

PRICES FOR SPECIAL VOLTAGE FREQUENCY OR BOTH: For building converters wound for a direct or alternating current voltage on frequency not listed as standard or for converters wound for operating from 28 to 36 volts D.C. for railroad radio service, an extra charge is made. Any converter can be wound with 220 volts alternating current secondary, for the same capacity as shown for 110 volts. For these special windings ADD 10%.

FREQUENCY CONTROL: For converters with manual frequency control add $6.00 net. For automomatic frequency control add $16.20 net. Not built for 6 volts D.C.



Fig. 1. CS12F.

Janette Machines are Sold on a Quality Basis — Not on Price



Fig. 2. CA18F.

T-13

Janette *Rotary Converters*

DYNAMOTORS

For Converting Direct Current from One Voltage to Another
★Continuous Service 50°C. — 30 Minutes Intermittent Service 55°C.

CAPACITY IN WATTS		VOLTS OUTPUT	FRAME SIZES	DEALER PRICES F.O.B. CHICAGO, ILL. DYNAMOTORS		D.C. Amperes Approx. ★★★	APPROX. WEIGHTS IN POUNDS BOXED
Continuous Service ★	Intermittent Service ★	One Voltage Only		Without Filters	With Filters		
FOR 32, 115 or 230 VOLTS D.C. PRIMARY — SLEEVE BEARINGS ★★							
20‡	35‡	6 to 350	CU30‡	$30.60	$36.60	.75	16
75	120	6 to 600	CA18	36.00	42.60	1.8	27
95	180	6 to 600	CA16	42.60	49.20	2.5	30
150	240	8 to 600 601 to 750	CS13 CS13H	49.80 58.80	56.40 67.20	3.3 3.3	50
250	400	10 to 600 601 to 750	CS12 CS12H	68.40 79.80	76.20 89.40	5.6 5.6	64
350	600	15 to 600 601 to 750	CE12 CE12H	99.60 117.00	108.00 126.00	7.6 7.6	79
500	800	21 to 600 601 to 750	CE10 CE10H	122.40 144.00	130.80 153.60	10. 10.	118
FOR 115 or 230 VOLTS D.C. PRIMARY — BALL BEARINGS							
270	400	6 to 500	CF12	$160.80	$176.40	6.6	148
360	600	8 to 500	CF34	172.80	188.40	9.6	154
600	850	18 to 500	CF1	189.60	205.80	13.0	178
FOR 6 VOLTS D.C. PRIMARY — BALL BEARINGS							
20	35	6 to 350	CU30	$36.00	$42.60	14.0	16
60	75	6 to 500	CA18	40.20	46.80	22.0	27
100	100	6 to 600	CS13	72.00	78.60	34.0	50
FOR 12 VOLTS D.C. PRIMARY — BALL BEARINGS							
20	35	6 to 350	CU30	$36.00	$42.60	7.	16
80	120	6 to 600	CA18	40.20	46.80	16.	27
175	250	6 to 600	CS13	60.00	66.60	33.	50

★ Specify continuous or intermittent duty when ordering.

★★ For ball bearings ADD $6.50 list to dynamotor prices shown for sleeve bearing machines.

★★★ The amperes shown are for intermittent rated dynamotors wound for 115 volts D.C. primary; for 32 volt machines multiply by 3.7; for 230 volt machines divide by 2.

‡ Wound for 32 and 115 volts only.



Fig. 3.—CF1



Fig. 4.—CS12

ALL PRICES SUBJECT TO CHANGE WITHOUT NOTICE

NET

Copyright by C. C. P., Inc.

AUTO RADIO DEMONSTRATION PACKS

STANCOR MASTER DELUXE PACK

A heavy duty auto radio demonstration and radio service pack.

An all-purpose heavy duty, well filtered unit with a multiplicity of applications. Delivers 16 amperes @ 6 volts continuously or 22 amperes @ 2.7 — 6.4 volts intermittently. Will power complete auto radio display boards and operate the largest push button tuning unit. It eliminates several smaller packs or the messy storage batteries. Because of its reserve power it will permit the operation of two or more radios simultaneously for comparison purposes (output will drop, momentarily when push buttons are operated.)

Provides 8 volts @ 9 amperes for testing vibrators by duplicating extreme conditions encountered in actual use. May also be used as a battery charger.

General laboratory, production or other industrial users will find this pack very handy to have around, as it will deliver a variety of voltages for tests and many other applications.

Excellent filtering reduces ripple to less than 5%. A fuse in the primary circuit, together with overload relay, protects the pack and the equipment it is operating.

All controls are mounted on front panel. Voltage is controlled by means of a tap switch in approximately one half volt steps. A high grade voltmeter indicates the output voltage

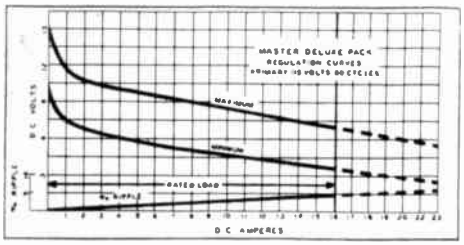

SPECIFICATIONS

D. C. OUTPUT
No load.....11 to 15 volts
Cont. load..16 A., 3 to 6 volts
Max. inst. 22 A., 2.7 to 6.4 volts
Rectifier (2 used) BRIDGE Type 29 radiating 3½" fins.
Filter — heavy current choke — 4000 mfd. condenser
Ripple less than 5%.

POWER SOURCE
115 volts 50-60 cycles A.C.
Input 420 V. A. @ Max. Cont. load
Electrostatic shield
Rotary tap switch
Overload relay protection
Six ft. cord and plug
Size H. 7" x W. 18½" x D. 11"
Weight in carton 50 lbs.

Stancor No. 133 Net Price..... **$69.00**

STANCOR MASTER PACK

Provides 6 Volts D.C. for Auto Radio and Accessories.

A compact power unit designed to meet numerous requirements for obtaining low voltage heavy duty D.C. from 115 volt A.C. lines.

Ideal for Auto Radio Sales demonstration, and service test work, effectively operating most push button tuning auto radios. Useful for industrial or laboratory purposes. May also be used as a battery charger, a magnetic field exciter, or for electroplating.

Delivers from 3 to 6 volts (see curve) of well filtered D.C. at 12.5 amperes on continuous duty, or 5 volts at 16 amperes instantaneous load.

Exceptionally well designed filter minimizes ripple to six percent. A fuse in the primary circuit, together with an overload relay, protects the pack and your equipment.

All controls and terminals easily accessible on an inclined front panel. Control switch varies the output voltage in approximately one-half volt steps.

SPECIFICATIONS

D. C. OUTPUT
No load.....8 to 12 volts
Cont. load 12.5 A.....3 to 6 V.
Max. inst. load 16 A. 2 to 5 V.
Rectifier — full wave with twenty-five 3½" radiating fins.
Filter — heavy current choke with 4,000 mfd. condenser.
Ripple less than 6%

POWER SOURCE
115 volts 50-60 cycles A. C.
325 watts at continuous load.
Overload relay adjusted to 20 amperes.
Electrostatic shielded transformer.
Dimensions L. 13½"; W. 8¾"; H. 6".
Weight in carton 26 lbs.

Stancor No. 132 Net Price..... **$31.00**

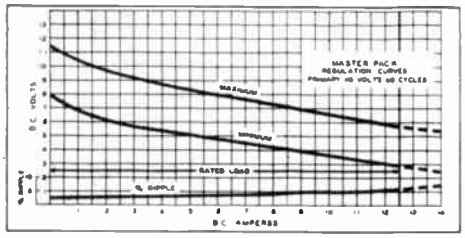

STANCOR ECONOMY PACK

Provides Well Filtered 6 Volts D.C. from Power Line

The Economy 131 Pack is one of the lowest priced and most compact units having well filtered D.C. output. The output current is rated lower than the 132 Master Pack, but the quality of the output is the same.

Here is a powerful little pack without extra controls that will furnish plenty of amperes for most requirements.

Output terminals are conveniently located for connections. Protection from damage is assured by the easily replaced fuse. "On-off" toggle switch is within easy reach. A bright jeweled pilot light indicates whether power is "on" or "off".

The unit can be used wherever the adjustment of voltage is not necessary. It is well adapted to radio, auto and industrial use. The pack will normally operate one auto radio with remote control.

SPECIFICATIONS

D. C. OUTPUT
No load .....11 volts
Continuous load 7A...6.5 V.
Max. inst. load 12A...4.5 V.
Rectifier—full wave with thirteen 2½" radiating fins.
Filter — heavy current choke with 4000 mfd. condenser.
Ripple less than 4.5%

POWER SOURCE
115 volts 50-60 cycles A.C.
175 watts at continuous load
Electrostatic shielded transformer
Fuse connected in primary
Jeweled pilot light
Six foot cord and plug
Dimensions L. 8", W. 6¼", H. 7¼"
Weight in carton 16½ lbs.

Stancor No. 131 Net Price..... **$20.40**

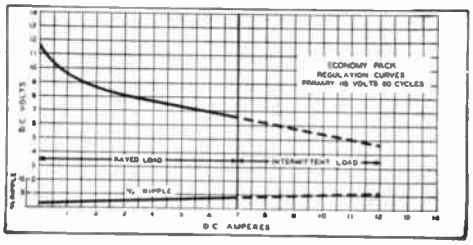

STANCOR POWER PACKS

2 VOLT "A" AND "B" ELIMINATOR PLUG-IN A. C. POWER UNIT

Stancor 134

The 134 pack changes 115 volts 60 cycles into "A" and "B" supply for 4, 5, 6 or 7 tube radios using 2 volt tubes such as 1C7, 1D5, 1E5, 1F5, 1G5, 1H4.

Makes your battery radio into an all electric radio operating from power line for a few cents a month.

"A" supply well filtered providing 2 volts of D. C. maximum at 480 Ma. with proper outlets for smaller radios.

"B" supply humless with maximum current of 20 Ma. Model 134 has "B" output of 90 Volts only while model 134X has "B" output of 67, 90, 112 or 135 volts.

Includes universal receptacle for standard battery plugs or special connector for non-standard plugs.

Black wrinkle finished case 8¼" x 4¼" x 2⅜".

Weight in carton 5½ lbs.

Stancor No. 134 for 2 volt portables using 90 volts "B" supply.....Net price **$9.60**

Stancor No. 134X for 2 volt radios using 67, 90, 112 or 135 volts "B" supply.....Net price **$10.75**

2 VOLT "A" AND "B" ELIMINATOR VIBRATOR UNIT

Stancor 135

The 135 pack connects to a "Hot Shot" dry cell or storage battery and provides "A" and "B" supply for use with 4, 5, 6 or 7 tube battery radios using 2 volt tubes such as 1C7, 1D5, 1E5, 1F5, 1G5, 1H4.

"A" supply well filtered providing 2 volts of D. C. maximum at 480 Ma.

Vibrator "B" supply humless and hash-free with maximum current output of 20 Ma. "B" voltages are 67, 90, 112, or 135.

Includes universal receptacle for standard battery plugs or special connector for non-standard plugs.

Pack connects to 6 volts D. C. using 1.2 amperes (for 4 tube radio).

Special relay control in pack allows "on" and "off" operation from battery switch on radio.

Does away with expensive "B" batteries. Ideal for farm, cottage, camp, boat, auto or trailer.

Black wrinkle finished case, size 5½" x 5" x 2⅜".

Weight in carton 3½ lbs.

Stancor No. 135.....Net price **$12.15**

1.4 VOLT "A" AND "B" ELIMINATOR PLUG-IN A. C. POWER UNIT

Stancor 136

The 136 pack connects to 115 volts 60 cycles and supplies "A" and "B" potentials for use with 4, 5, or 6 tube home or portable radios using 1.4 volt filament tubes such as 1A7, 1N5, 1H5, 1Q5, 1A5.

"A" supply well filtered providing 1.4 volts of D. C. maximum at 300 Ma.

"B" supply humless using 5W4GT rectifier tube with maximum current output of 18 Ma. at 90 volts.

Includes universal receptacle for standard battery plugs or special connector for non-standard plugs.

Unit will fit battery compartment of portable radio.

Operates portable radios from electric light power for few cents a month with better performance.

Black wrinkle finished case, size 6¾" x 3½" x 2⅜".

Weight in carton 3½ lbs.

Stancor No. 136.....Net price **$8.50**

1.4 VOLT "A" AND "B" ELIMINATOR PLUG-IN A. C.-D. C. POWER UNIT

Stancor 137

The 137 pack is an "A" and "B" eliminator operating from 115 volts A. C. or D. C. Power unit for use with 4, 5, or 6 tube radios using 1.4 volt tubes such as 1A7, 1N5, 1H5, 1Q5, 1A5.

"A" supply well filtered providing 1.4 volts of D.C. maximum at 300 Ma.

"B" supply humless furnishing 90 volts at 18 Ma.

Includes universal receptacle for standard battery plugs or special connector for non-standard plugs.

Unit will fit battery compartment of portable radio.

Changes portable radio into A. C.—D. C. electric radio operating for a few cents per month.

Ideal for use with portables in home, hotel, apartment or places where either type of power current is available.

Black wrinkle finish size 6" x 4½" x 1¾".

Weight in carton 2 lbs.

Stancor No. 137.....Net price **$7.65**

1.4 VOLT "A" AND "B" ELIMINATOR VIBRATOR UNIT

Stancor 138

The 138 pack connects to a "Hot Shot" dry cell or storage battery and provides "A" and "B" supply for use with 4, 5, or 6 tube battery radios using 1.4 volt tubes such as 1A7, 1N5, 1H5, 1Q5, 1A5.

"A" supply well filtered furnishing 1.4 volts of D. C. maximum at 300 Ma.

Vibrator "B" supply humless and hash-free with maximum current output of 18 Ma. at 90 volts.

Includes universal receptacle for standard battery plugs or special connector for non-standard plugs.

Pack connects to 6 volts D. C. using 0.8 amperes (for 4 tube radio).

Special relay control in pack allows "on" and "off" operation from battery switch on radio.

Ideal for operating portable radios at farm, summer cottage, camp, motor boat, automobile, or trailer.

Black wrinkle finished case size 5" x 5" x 2⅜".

Weight in carton 3½ lbs.

Stancor No. 138.....Net price **$11.50**

6 VOLT FARM RADIO PLUG-IN A. C. POWER UNIT

Stancor 125

The 125 pack connects to 115 volts A. C. and operates farm radios which use 6V. D.C. storage battery.

As rural districts are electrified, this pack will change most of the popular farm radio models into all-electric radios.

No need for messy storage battery and troublesome charger.

Double section filter isolates filaments from vibrator assuring no hum or "hash."

Three taps on transformer for line voltage adjustment.

Electrostatic shield transformer and line condensers minimize noises.

Provides connections for turning pack "on" and "off" at radio.

Supplies 6 volts D. C. at 2 amperes.

Includes instructions for connecting outlets.

Black wrinkle finish. Overall dimensions 6" x 10" x 5".

Weight in carton 8½ lbs.

Stancor No. 125.....Net price **$23.40**

SPECIAL TRAIN PACK

Stancor U5

The U-5 pack has been designed specifically for efficient operation of HO or other D. C. model trains.

Its realistic appearance as power apparatus benefits any model railway system.

Supplies continuously 1 ampere D.C. at 6 to 8 volts, depending upon type of load, or higher instantaneous currents for starting, switching, etc.

May be used to replace dry cells for other purposes such as signals, relays, etc.

Operates from 115 volts A. C. 50-60 cycles.

Pack consists of transformer and rectifier sealed within a neat appearing metal case finished in wrinkle grey and mounted upon four rubber feet.

Thumb nut connecting posts upon ceramic insulators provide easy-to-connect output.

Overall dimensions 5¼" x 2¾" x 2¾".

Weight in carton 3 lbs.

Stancor No. U 5.....Net price **$6.45**

TELEPHONE PACK

Stancor 125T

The 125 T pack is a compact unit supplying dependable, trouble-free D. C. electricity for telephones and signal devices. Also supplies 6 and 12 volts A. C. for buzzers, door openers and other signal apparatus.

Combines requirements for transformer and batteries as used in apartments, offices, etc.

Does away with messy storage batteries or dry cells that are always wearing out.

Once installed will operate without attention, inspection or repairs. Saves money for private telephone users.

Cord plugs into 115 volts 60 cycle A. C. and makes available at all times low voltage A. C. or D. C.

Full wave rectifier and double section filter provides humless output with less than one percent ripple.

Black wrinkle finish. Overall dimensions 6" x 5" x 10".

Weight in carton 8½ lbs.

Stancor No. 125 T supplies 6 V. D. C. 2 A. .....Net price **$23.40**

Stancor No. 125T12 supplies 12 V. D. C. 2 A. .....Net price **$29.85**

UTILITY PACK

Stancor U129

The U-129 pack is designed for various applications of D.C. voltage where currents up to 12 amperes are required. Will handle an instantaneous current of 20 amperes.

Variable tap switch provides voltages in six steps from one to ten volts, depending upon the load.

Operates from 115 volts—50-60 cycles A. C.

Transformer electrostatic shielded minimizing line interference.

Has many uses such as battery charging, tank plating, horn testing, magnetic field excitation, small spot welding, also many laboratory uses.

Equipped with six foot cord and plug, voltage control tap switch, "on-off" switch and jeweled pilot light.

Black wrinkle finish. Overall dimensions 7" x 6" x 9".

Weight in carton 18 lbs.

Stancor No. U 129.....Net price **$25.20**

Net

ELECTRONIC CONVERTERS

ELECTRIC LOW POWER CONVERTERS

To Operate Electric Razors and Small AC Devices Requiring 35 Watts or Less

Electronic Model 851— 6 Volts DC to 110 Volts AC—35 Watts
Electronic Model 861— 12 Volts DC to 110 Volts AC—35 Watts
Electronic Model 871— 32 Volts DC to 110 Volts AC—35 Watts
Electronic Model 951—110 Volts DC to 110 Volts AC—35 Watts
Electronic Model 891—220 Volts DC to 110 Volts AC—35 Watts

As the answer to the problem of operating standard electric razors in rural localities, on camping trips, and on Pullman cars, this series of converters was designed to provide 60 cycles alternating current from 6, 12, 32, 110 or 220 volts direct current. Only a pure 60 cycle alternating current will operate all makes and all models of electric razors and it was for this reason that Electronic uses their heavy duty converter type vibrator in this low wattage converter.

This series of converters has been found exceedingly useful for operating small electric signs, low power motors, and various other equipment where a light and portable converter is required.



MODEL 851

ELECTRONIC CONVERTERS OPERATING FROM 6- TO 12-VOLT STORAGE BATTERIES

Electronic Model 302– 6 Volts DC to 110 Volts AC– 75 Watts

Electronic Model 306– 6 Volts DC to 110 Volts AC– 95 Watts

Electronic Model 502–12 Volts DC to 110 Volts AC–125 Watts

Ideal for operating 110 volt AC equipment from storage batteries, these three units perform perfect service for:

1. The operation of small 110 volt AC radio sets and amplifiers from 6 volt batteries (Model 302).
2. Exactly the same type of job in the conversion of 12 volts from DC to AC by Model 502, which is used extensively as a power supply for radio and public address systems mounted in trucks that have 12 volt storage batteries.
3. The Model 306 is the same as Model 302 but having a high wattage ratio.



MODEL 203

ELECTRONIC CONVERTERS FOR 110 DC TO AC

To Operate 110 Volt AC Radios, Public Address Systems, Electrical Appliances, Intercall Systems, Phonographs, Radio Test Equipment, Etc.

Electronic Model 203—110 Volts DC to 110 Volts AC—150 Watts
Electronic Model 223—110 Volts DC to 110 Volts AC—200 Watts

These two Electronic models are designed especially for conversion of direct current to AC in the large areas so frequently found in most big cities. They are also used on Kohler systems and marine power plants where 110 volt AC equipment is required.

The Model 203 Electronic converter is recommended for the operation of AC radios from direct current, while the Model 223 is a more powerful unit for large radios and electrical appliances and devices with synchronous motors having low power factors (with the exception of electric clocks and neon signs) that come within its wattage rating. Ideal for demonstrating AC appliances in stores wired with DC.

ELECTRONIC CONVERTERS FOR 32-VOLT SYSTEMS

To Operate 110 AC Radios, Amplifiers, Public Address Systems

Electronic Model 102—32 Volts DC to 110 Volts AC—100 to 125 Watts

Electronic Model 143—32 Volts DC to 110 Volts AC—180 to 200 Watts

Wherever the operation of 32 volt power plants is prevalent—rural districts, trains, yachts—these two converters make possible the operation of standard 110 volt AC equipment. The converters operate on a voltage from 24 to 45 volts and have an 85 per cent efficiency at full load.

The Model 102 converter is used primarily for operating radios—thus giving listeners the opportunity to select any make or model 110 volt AC radio rather than be limited to battery sets or a few 32 volt models that have low trade-in value.
The Model 143 converter is a more powerful unit designed for operating 110 volt AC radios, amplifiers and P. A. systems from 32 volt power plants.



MODEL 102

MODEL 233

ELECTRONIC CONVERTERS FOR COIN PHONOGRAPHS

Electronic Model 233—110 Volts DC to 110 Volts AC—350 Watts
Electronic Model 346—220 Volts DC to 110 Volts AC—350 Watts

Possessing many exclusive advantages over rotary type converters, this Model eliminates necessity of purchasing expensive DC coin phonograph machines which may be obsoleted at any time by change to AC location. Universal operation, with either old or new AC phonographs, is made possible at less expense by these easy-to-attach Electronic converters. Small size enables it to fit in phonograph cabinet. Quiet in operation. Will give long, trouble-free performance, and is fool proof in operation. Designed for direct current operation of standard AC machines made by Rock-Ola, Wurlitzer, Seeburg, Mills Novelty, Capehart, A.M.I., etc.

ELECTRONIC *SPECIALIZED* ENGINEERING SERVICE

★ You'll find answers to your electrical designing and manufacturing problems at Electronic Laboratories. There, a highly-trained, thoroughly-experienced and amazingly-resourceful engineering staff is at your service. To it have come—already—many of America's key defense-producing companies as well as important civilian supply manufacturers. Not only have they found that Electronic could develop what was needed, but could manufacture it as well. A glance at a few of Electronic's important products described above will convince you, we believe, that you can get what you need from Electronic engineers. Their full facilities are always at your disposal.

SEE OTHER SIDE FOR CONVERTER VALUGRAPH CHART

Copyright by U. C. P., Inc.



MODEL 883

ELECTRONIC POLARITY CHANGER CONVERTER

For the Operation of Electric Clock Motors, Amplifiers, Fractional Horsepower Motors, and Other AC Apparatus

Electronic Model 849—110 Volts DC to 110 Volts AC— 20 Watts
Electronic Model 883—110 Volts DC to 110 Volts AC—100 Watts
Electronic Model 97—220 Volts DC to 220 Volts AC—100 Watts
Electronic Model 850—110 Volts DC to 110 Volts AC— 20 Watts

Polarity Changer Converters deliver the same output voltage as the input and differ from standard converters in that they do not use a transformer in the conversion process. The Polarity Changer is essentially a vibrating double pole double throw switch whereby the input direct current is reversed across any given load at the frequency of the vibrating reed.

Various models are supplied, the Model 883 being designed for industrial application, the Model 849 being designed essentially for synchronous clock motors due to the fact that it has a variable frequency adjustment by means of which the frequency may be varied between 58½ and 61½ cycles. Model 97 is designed for 220 volt operation and is the equivalent of Model 883.

Polarity Changers are the most economical method of supplying direct current conversion, they are light in weight and very high in efficiency—the actual value being over 95 per cent.

THE *Electronic* CONVERTER VALUGRAPH CHART

Model No.	D. C. Input Voltage	Output Voltage	Output Frequency	Rated Continuous Wattage	Rated Intermittent Wattage	% Efficiency at Full Load	% Regulation	Current Drain Full Load	% Minimum Load Power Factor	Radio Freq. Interference Suppressed	Vibrator No.	Shipping Wt.	Dimensions in Inches	Best Adapted For	Price List
851	6	110	60	35	50	90	75	6.0	75	No	431	5	6 x 5½ x 3½	Electric Razors Small A. C. Motors	$ 17.50
302	6	110	60	75	75	85	84	14.7	60	Yes	431	14	8¾ x 6¼ x 4½	Radio, P. A.	33.00
306	6	110	60	100	100	85	80	2.2	75	Yes	432	14	8¾ x 6¼ x 4½	Radio, P. A.	37.00
861	12	110	60	35	50	90	75	3.0	75	No	330	5	6 x 5½ x 3½	Electric Razors Small A. C. Motors	17.50
502	12	110	60	100	125	85	94	10.	60	Yes	330	14	8¾ x 6¼ x 4½	Radio, P. A.	33.00
102	32	110	60	100	125	85	80	3.7	85	Yes	3238	15	8¾ x 6¼ x 4½	Radio	27.00
891	32	110	60	35	50	90	75	1.3	75	No	3238	5	6 x 5½ x 3½	Electric Razors Small A. C. Motors	17.50
143	32	110	60	180	200	85	80	5.5	60	Yes	3239	19	9⅜ x 7½ x 6	Amplifiers, P. A., Radio	39.00
152	32	110	60	100	125	78	77	4.0	60	No	3238	18	12¼ x 5 7 x 4 1/16	Sound on Film Amplifiers	35.00
382	110	110	60	200	250	90	95	3.2	50	No	11030	15	8¾ x 6¼ x 4½	Pin Ball Games	30.00
383	110	110	60	200	250	90	95	3.2	50	No	11030	15	8¾ x 6¼ x 4½	Pin Ball Games	31.00
S-404	110 A.C.	110	60	150	...	30	70	...	70	No	11030H	29	19½ x 9½ x 8	Frequency Changer	175.00
951	110	110	60	50	70	90	85	.5	60	No	11030	5	6 x 5½ x 3½	Small A. C. Apparatus	25.00
93	110	110	60	20	50	85	90	.25	100	No	11033	6	10 5/16 x 8⅝ x 6	Ozonators	20.00
203	110	110	60	150	200	85	91	1.6	85	Yes	11031	15	10 5/16 x 8⅝ x 6	Radio	38.50
212	110	110	60	100	125	80	80	1.1	50	Yes	11031	14	8¾ x 6¼ x 4½	Radio, Small Syn. Motors, Etc.	34.00
223	110	110	60	200	300	87	85	3.2	80	Yes	11032	19	9⅜ x 7½ x 6	Radio, P. A.	40.00
233	110	110	60	350	500	87	83	5.3	60	No	11032	21	9⅜ x 7½ x 6	Coin Operated Phonographs	50.00
242	110	110	60	125	150	80	80	1.1	60	No	11031	19	12¼ x 5 5/16 x 4 1/16	Sound on Film Amplifiers	37.50
849	110	110	Var.	20	20	95	90	.2	80	No	801	4	7½ x 4½ x 3½	Electric Clocks	25.00
883	110	110	60	100	100	95	90	2.4	80	Yes	801	4	7½ x 4½ x 3½	Amplifiers	25.00
850	110	110	60	20	20	90	50	.2	50	No	802	2	2¼ x 2¼ x 8¼	Miscellaneous	17.50
351	110 220	110 220	60	150	250	90	95	1.6	75	No	11031	17	13 5/16 x 5 11/16 x 4⅝	Amplifiers Foreign Use	50.00
323	220	110 220	60	150	250	90	95	.76	75	Yes	11031	17	12¼ x 5 11/16 x 4⅝	Radio, P. A., Foreign Use	47.00
332	220	110	60	300	300	90	95	1.6	50	No	11030	16	8¾ x 6¼ x 4½	Pin Ball Games	35.00
871	220	110	60	35	50	90	75	.22	75	No	11030	5	6 x 5½ x 3½	Electric Razors Small A. C. Motors	25.00
97	220	220	60	100	109	95	90	1.3	80	Yes	22097	4	7½ x 4½ x 3½	Amplifiers	25.00
320	...	110	60	75	75	..	85	...	60	Yes	495	25	12 x 9½ x 9½	Portapack	125.00
346	220	110	60	350	500	85	80	2.7	50	No	11032	21	9⅜ x 7½ x 6	Coin Phonographs	50.00

For 50 Cycle Output Mark (X) After Type No. and Add 10% to Price.
For Accurate AC Frequency to ± .2% Mark (H) After Type No. and Add 10% to Price.
For Variable Output Frequency ± 5% Mark (HO) After Type No. and Add 15% to Price.
Prices 50% Higher F. O. B. TORONTO, CANADA.
Prices 10% Higher F. O. B. WEST OF ROCKIES.

Copyright by U. C. P., Inc.

ELECTRONIC PORTAPOWER UNITS

1. All Electronic power packs delivering over 30 watts use Electronic converter or Electronic tandem type vibrators.
2. Electronic heavy duty power packs are now available with capacity as high as 80 watts DC output, plus 20 watts AC output.
3. Variable output is available; 325 volts at 125 milliamperes to 400 volts at 200 milliamperes. Input power requirements vary almost directly with output power requirements. An efficiency over 60% is obtained with all Electronic power packs.
4. Heavy duty units, besides delivering DC output, also deliver 110 volts AC at 60 cycles for operating turntable motors, relays, etc.
5. All heavy duty power packs are universal, designed for operating on the DC voltage specified or on 110 AC.
6. All heavy duty units are equipped with switch terminals for stand-by operation on DC. (No heavy duty switch is necessary.)
7. In order to take care of rectifier requirements under various load conditions, all heavy duty packs are designed to use either two 0Z4 rectifier tubes or one 5T4 rectifier with no change of wiring.
8. It is unnecessary to use two vibrators and two transformers to obtain high DC output. One Electronic vibrator has ample capacity and will give longer life than any other two vibrators on the market.
9. Average life of an Electronic vibrator when used in a heavy duty power pack is 2500 hours (five times the life of an auto radio type vibrator).
10. Electronic vibrators are standard equipment in practically 100% of all portable and mobile public address systems now produced in the country.
11. Since 1932 Electronic has produced more vibrator power supplies than any other manufacturer.



TYPES 601, 602, 603

The types 601, 602 and 603 are designed for operation on 6, 12 and 32 volts DC respectively. The 601 is adapted to use the 0Z4 or the 6W5 rectifier. The 602 and 603 are designed to use the 0Z4 rectifier tube. All three units have variable output by means of a four step tap switch ranging from 225 volts at 50 ma. to 300 volts at 100 ma. No output filter is included.



TYPES 604 AND 605

The types 604 and 605 are 6 volt power supplies using synchronous rectifiers. The 604 having an output rating ranging from 225 at 50 ma. to 300 at 100 ma. and the 605 is designed particularly for farm radios having an output rating ranging from 150 volts at 35 mils. to 275 volts at 65 mils.

These five power supplies utilize auto radio type vibrators.
The efficiency of all of these power supplies is in excess of 60%.
These power supplies are designed particularly for mounting directly on the chassis of transmitters, public address systems, receivers, or test equipment and should have their output connected to a condenser fed filter where the first condenser is 8 mfd. or over.
All Electronic vibrator power supplies have a unique switching arrangement to vary the high voltage output inasmuch as the tap switch is continually at ground potential. This eliminates possibility of high voltage short circuits or other conditions due to leakage that might impair the operation of the unit.
All power supplies using an 0Z4 rectifier tube must have a minimum current of 35 milliamperes output but may run as high as 125 milliamperes output.
Input connections leading to the vibrator power supply should be as heavy as possible and a minimum wire size of No. 14 is recommended. The power unit can be mounted in any position but should if possible, be at the farthest point from the RF and IF stages of a radio or from the input stages of an amplifier.
The output rating as indicated in the characteristic chart of these various power units should not be exceeded and if higher outputs are required, a selection should be made from the Electronic heavy duty power supplies listed herein.

RECTIFIER TUBES

In the heavy duty power supplies an opportunity for the use of two types of rectifiers has been provided. Where instantaneous operation of the power supply is desired, it is desirable to use a gaseous type of rectifier tube such as the 0Z4 or the 0Z4G. By using these tubes the output rating of the power supply will be reduced approximately 10%. These tubes should only be used to deliver an output not in excess of 375 volts at 150 ma. The 0Z4 rectifiers are used each as half wave rectifiers both being in a full wave circuit in order to provide current carrying capacity.
Characteristic charts shown in this circular, have been taken using a 5T4 rectifier throughout. The 5T4 rectifier is a filament tube requiring approximately ten seconds to heat. The 5T4 is a more efficient tube than the 0Z4, consequently, the efficiency of the power supply is higher using the 5T4 on all except the first tap and on this tap the efficiency is approximately 4% less than when the 0Z4 tubes are used.
It is suggested that for dependability of operation the 5T4 rectifier be used wherever possible although the 0Z4 will give instantaneous response upon the closing of the primary switch.



TYPES 606-607 and 608-609

HEAVY DUTY PORTAPOWER UNITS

Electronic heavy duty power supplies have been designed with an aim to supplying every requirement necessary in a portable pack. These power supplies are adapted for use directly on a chassis for mobile public address systems, portable transmitters, marine and air craft transmitters and two-way communication systems such as used by Police and the Coast Guard and have many applications where it is desired to have a source of high voltage and alternating current both from a low voltage DC source.
The following features have been combined in the Electronic heavy duty pack which are exclusive and can be found in no other type of power supply:
1. A variable source of high voltage DC power is obtainable ranging from 40 to 80 watts. The output can be varied by means of a tap switch on the unit. In order to take care of the exceedingly high power, provision has been made for the use of two types of rectifier tubes both the 0Z4 and the 5T4. On low voltage output taps 0Z4 tubes may be used and particularly when instantaneous output is required, but on the high output a 5T4 should be used in order to take care of the high output current delivered by the No. 2 of the power supply and socket No. 1 should be left vacant.
2. A source of alternating current is available from these power supplies for the operation of phonograph turntable motors, relays, etc. The AC output is 110 volts and the frequency is 60 cycles.
3. The power supply is universal inasmuch as it can be operated either from a 6 volt, 12 volt, 32 volt, or 110 volt source for which it is designed and also 110 volts AC. This is of great advantage in public address systems, transmitters, etc., where it is desired to have a universal power unit. **4.** These heavy duty power supplies utilize the Electronic tandem or converter type vibrator which are internationally accepted as the finest vibrator equipment that can be produced. **5.** The Electronic heavy duty power supplies are also equipped on their terminal strips with terminals for stand-by operation. On the 6 and 12 volt types the input current which ranges between 10 and 25 amperes can be controlled by means of a small inexpensive toggle switch due to the fact that the stand-by switch controls the operation of the vibrating unit and it is unnecessary to break the main power line. Electronic heavy duty power supplies have no input polarity, consequently it is unnecessary to connect the battery or the line in any particular manner.
The expected life of the vibrator in the heavy duty power supply depends naturally somewhat upon the cycle of duty but ordinarily is between 1000 and 5000 hours of operation, depending upon the output of the unit.

SEE OTHER SIDE FOR PORTAPOWER VALUGRAPH CHART

Copyright by U. C. P., Inc.

Electronic PORTAPOWER *Valugraph*

Trade Mark

Model	Input	Rectifier	Output	Vibrator	DC High Volt. Filter	Dimensions	Holes	List Price
601	6 DC	0Z4 or 6W5	225-50 250-65 275-80 300-100	R-20	No	4 9/16 x 3 15/16 x 5 11/16	3 x 3 15/16" 4 holes	$17.00
602	12 DC	0Z4	225-50 250-65 275-80 300-100	R-22	No	4 9/16 x 3 15/16 x 5 11/16	3 x 3 15/16" 4 holes	18.00
603	32 DC	0Z4	225-50 250-65 275-80 300-100	R-23	No	4 9/16 x 3 15/16 x 5 11/16	3 x 3 15/16" 4 holes	19.00
604	6 DC	Syn.	225-50 250-65 275-80 300-100	R-21	No	2 15/16 x 5 7/16 x 5 11/16	3 3/4 x 2 15/16" 4 holes	16.00
605	6 DC	Syn.	150-35 200-40 250-50 275-65	R-21	No	2 15/16 x 5 7/16 x 5 11/16	3 3/4 x 2 15/16" 4 holes	16.00
606 Heavy Duty	6 DC or 110 AC	0Z4 (2) 0Z4 (2) 5T4 5T4	325-125 DC 350-150 DC 375-175 DC 400-200 DC and 110 AC 60 cyc. 20 watts	490C	8 mfd.	6 x 7 1/2 x 6	6 3/4 x 5 7/8" 4 holes	32.00 without rectifier
607 Heavy Duty	12 DC or 110 AC	0Z4 (2) 0Z4 (2) 5T4 5T4	325-125 DC 350-150 DC 375-175 DC 400-200 DC and 110 AC 60 cyc. 20 watts	390C	8 mfd.	6 x 7 1/2 x 6	6 3/4 x 5 7/8" 4 holes	33.00 without rectifier
608 Heavy Duty	32 DC or 110 AC	0Z4 (2) 0Z4 (2) 5T4 5T4	325-125 DC 350-150 DC 375-175 DC 400-200 DC and 110 AC 60 cyc. 20 watts	3240	8 mfd.	6 x 7 1/2 x 6	6 3/4 x 5 7/8" 4 holes	33.00 without rectifier
609 Heavy Duty	110 DC or 110 AC	0Z4 (2) 0Z4 (2) 5T4 5T4	325-125 DC 350-150 DC 375-175 DC 400-200 DC and 110 AC 60 cyc. 20 watts	11028	8 mfd.	6 x 7 1/2 x 6	6 3/4 x 5 7/8" 4 holes	32.00 without rectifier
251	6 DC	0Z4 6W5 or	300-100	425	Yes	8 9/16 x 5 3/4 x 3 1/4	8 1/8 x 3 1/2" 4 holes	25.00
311	6 DC	0Z4 or 6W5	250-50 300-100 325-125	425	Yes	8 3/4 x 5 1/2 x 3 1/2	7 5/8 x 1 7/8" 4 holes	30.00
551	12 DC	0Z4	300-100	325	Yes	8 9/16 x 5 3/4 x 3 1/4	8 1/2 x 3 1/2" 4 holes	25.00
511	12 DC	0Z4	250-50 275-75 300-100 325-125	325	Yes	8 3/4 x 5 1/2 x 3 1/2	7 5/8 x 1 7/8" 4 holes	30.00

● Aircraft units supplied in aluminum cases at additional cost. ● Prices are 40% higher in Canada. ● For custom built power supplies to meet special conditions, write ELECTRONIC LABORATORIES, INC.

ELECTRONIC HEAVY DUTY VIBRATORS



Electronic Laboratories is the sole manufacturer of vibrators for heavy duty applications. For many years Electronic Laboratories was one of the largest manufacturers of auto radio type vibrators but found that this business was not compatible with the production of heavy duty units and precision built equipment. Today Electronic Laboratories produces only converters and heavy duty vibrators and these large vibrators should not be compared with their earlier and more fragile predecessors.

Six volt vibrators capable of carrying as high as 25 to 30 amperes are manufactured for mobile public address systems. 110 volt vibrators are produced for railway applications capable of carrying as high as 750 Watts. Electronic Vibrators are constant in frequency, being accurate enough to operate electric clocks.

Electronic standard converter vibrators and tandem vibrators are sturdy in construction and are built to carry heavy current for long periods of time. Contact points almost 1/4-inch in diameter are used sometimes singly, other times in multiple parallel. Each individual reed has its own separate adjustment so that accurate alignment can be made.

Electronic Vibrators are manufactured under rigid engineering inspection and have been designed to incorporate essential merits of symmetry and balance. All Electronic Vibrators have incorporated in their design a wiping action of the contact points which precludes the possibility of rapid wear due to pitting or burning. Erosion of the contact points is minimized by the use of fine grain hard tungsten as a contact material. The vibrating reed is fabricated from a special alloy spring steel rolled only for this company. Fatigue and change in adjustment of the semi-stationary reeds is minimized by the use of spring temper Monel metal which from long experience, has proven itself to be the finest material for this application. Only Mica insulation is used in the stack assembly and even Mica bushings are used in order to provide high dielectric insulation and permanent characteristics.

Electronic Vibrators are the standard throughout the world where precision and performance are requisites.

Copyright by U. C. P., Inc.

P·L·U·G All GTC Porta-Power

Take advantage of the high lines — A necessity wherever rural electrification has come, or portable radios are owned.

Convert Battery Radios to 105-125 volt, 50-60 cycle lines

Supply all needed power to convert radios to ALL-ELECTRIC operation. Provide constant peak source of completely filtered, hum-free power at a small fraction of the cost of batteries

Model "P"

FOR 6 VOLT RADIOS

"TWIN-POWERED"

CONVERTS 98% OF ALL 6 VOLT RADIOS

Vibrator disturbance is eliminated and high fidelity performance assured by sensational new design having two separate sources; one for the vibrator and one for the filaments.

Provides two sources of 6 volts at 1½ amps. or connected in parallel 3 amps—Screw type terminals.

List..... **$16.75**

Shipping weight approximately 8 lbs. (Size: 3⅝" x 6⅛" x 5½")

Model "U"

FOR 1½ VOLT PORTABLE OR FARM RADIOS of 4 or 5 TUBES

Universal sockets for all types of battery plugs. May be used in any position. Will fit the battery compartment of 99% of all portables.

Small enough to be installed permanently in many, in addition to the batteries.

Light weight for portable operation. Great economy for home use.

PROVIDES:
"A"—1.5v at 200 m.a.
"B"—90v at 13 m.a.

List..... **$9.50**

Shipping weight approximately 4 lbs. (Size: 2" x 3½" x 6")

Model "L"

for 2 VOLT RADIOS

Supplies "A", "B" and "C" Power to 4 to 8 tube sets designed for 3 volt Dry Battery, 2.5 volt Air Cell, or 2 volt Storage Cell "A" Power.

PROVIDES:
"A"—2v, D.C.
"B"—67½, 90, 112½, 135v (Can be adapted for 45 volts)
"C"—1½ to 22½v, (2 or 3 "C" voltages if necessary.)
Screw Type Terminals

List..... **$12.25**

Shipping weight approximately 6 lbs. (Size: 6 1/16" x 4" x 5⅛")

Model "G"

for 1½ volt radios of 4, 5 or 6 tubes requiring more power than model "U" provides.

PROVIDES:
"A"—1.5v at 200 m.a.
1.35v at 250 m.a.
1.55v at 300 m.a.
1.35v at 350 m.a.
"B"—90v at 13 m.a
101v at 8.5 m.a.

List..... **$11.50**

Shipping weight approx. 5 lbs. (Size: 3 9/16" x 6 1/16" x 4 13/16")

OPERATE 1½ VOLT BATTERY RADIOS FROM 6 VOLT STORAGE BATTERY

Model "C"

SUPPLIES 1.4 VOLTS "A" AND 90 VOLTS "B" FROM 6 VOLTS D. C. INPUT

- Replaces "A" and "B" batteries in 1.4 volt portable or farm radios having 4, 5, or 6 tubes.
- Hum and hash free operation.

PROVIDES:
"A"—1.4v at 200, 250 and 300 m.a.
"B"—90v at 10 m.a.
Six Battery Type Sockets

List..... **$15.00**

Shipping weight approximately 5½ lbs. (Size 3¾"x6¼"x6")

Copyright by U. C. P., Inc.

110 VOLT AC ANYWHERE WITH KATOLIGHT!

CONTINUOUS DUTY RUGGEDLY CONSRUCTED ECONOMICAL PORTABLE

Designed for sound trucks, homes, cottages, trailers, farms or any place where plant is desired for running many hours daily and expected to give years of trouble-free service.

KATOLIGHT PLANTS are the result of years of actual experience in the light plant field; the result of much laboratory and actual field tests. The engine that will give the best performance is selected for each model. Engine manufacturers are known internationally and maintain service stations in key cities in U.S., Canada and foreign countries. The user is assured of service and parts from authorized service stations.

NOTE: All Katolight plants are completely filtered and shielded for radio operation.

KATOLIGHT PLANTS are already to go by simply adding a little gasoline and oil and connecting to the lines; complete with engine, generator, base, fuel tank, instruction manual, hand crank (with exception of 19A & 23A which come furnished with push button start on plant and convenient rope crank), nothing else required.

BATTERY CHARGERS

JR32, JDS12 & JDS6—Ideal for hooking on to automobile, truck, radio or tractor battery. A completely discharged battery in good condition can be charged up about 4 to 6 hours. A battery may be restored to usefulness in from ½ to 1 hour's time. Furnished with starting switch, cutout, ammeter, cables, clips, carrying handle and emergency rope crank. Have Battery Ignition engines but can be equipped with Magneto Ignition Engine at $6.00 list extra.

6-12 AND 12 VOLT BATTERY CHARGERS

Watts Capacity	Model No.	Type of Cooling	Make of Engine	No. Cyl.	Engine H.P.	Cranking Volts	Ship. Wgt.	Code Word	Speed	List Price
300	JR32	Air	Lauson	1	¾	32	60	Kode	3600	$80.00
250	JDS12	Air	Lauson	1	¾	12	60	Kare	3600	60.00
240	JDS6	Air	Lauson	1	¾	6	60	Kars	3600	60.00

CONTROLS & ACCESSORIES FOR KATOLIGHT PLANTS

IMPORTANT FEATURE:—Any of the standard controls can be attached or changed on Katolight Plants up to and including 5000 watts capacity—do not have to be ordered with plant. Each control includes battery, cutout, DC ammeter showing amount of battery charge, battery charge control resistor which permits adjusting charging current to suit needs, 25-ft. wire and one push button control station furnished with remote control.

19A & 23A & Battery Chargers only furnished complete with push button starter right on plant including cutout, battery charge control resistor, start push button and battery cables, but no electric choke. If remote or full automatic control is desired on these models, extra must be added as shown.

Write for information on sizes up through 15,000 watts capacity. Available for 32, and 110-volts D.C.

110 VOLTS A.C. — 1800 R.P.M.

Watts Capacity	Model No.	Type of Cooling	Make of Engine	No. Cyl.	Engine H.P.	Cranking Volts	Ship. Wgt.	Code Word	Speed	List Price
350	19A	Air	Johnson	1	5/8	6	140	Abode	1800	$102.00
500	23A	Air	Johnson	1	1	6	150	Abtol	1800	158.00
600	14A	Air	**B&S	1	1.4	12	220	Alert	1800	210.00
1000	26A	Air	**B&S	1	2.4	12	295	Abbot	1800	298.00
1500	28A	Air	**B&S	1	4.5	18	340	Abear	1800	365.00
2000	30A	Air	**B&S	1	5	18	360	Abide	1800	450.00
4000	44A	Air	LeRoi	4	13.8	24	800	Actin	1800	750.00
3500	43A	Water	LeRoi	2	9	24	800	Alas	1800	775.00
5000	45A	Water	LeRoi	4	16	24	910	Albion	1800	850.00
*7500	47A	Water	LeRoi	4	25	6	1300	Albon	1800	1350.00
*10000	49A	Water	LeRoi	4	25	6	1300	Albun	1800	1460.00
*15000	51A	Water	LeRoi	4	38	6	1500	Activ	1800	1630.00
*3500	43A6	Water	LeRoi	4	16	6	1100	Alberta	1200	850.00
*5000	45A6	Water	LeRoi	4	19	6	1300	Albert	1200	1100.00
*7500	47A6	Water	LeRoi	4	27	6	1300	Albox	1200	1460.00
*10000	49A6	Water	LeRoi	4	27	6	1500	Albus	1200	1630.00

*Regularly furnished with separately excited generators on which better delivery can usually be made. Can be furnished with self-excited generators upon specification.

**Briggs & Stratton. WATTS RATING AT 100% POWER FACTOR (LAMP LOAD)

CONTROLS AND ACCESSORIES

40-Ft. Remote Control for stopping and starting 40-ft. or less away from plant $20.00

500-Ft. Remote Control for stopping and starting 500-ft. or less away from plant 35 0

Note: No control cable is furnished with 40-ft. control. About 15 ft. three-wire control cable is furnished with the 500-ft. Remore Control. Use ordinary No. 18 3-wire control cable.

Full Automatic Control (for sizes to 30A) $100.00

Full Automatic Control (for sizes 43A and larger) 150.00

Full automatic control starts and stops plant automatically as load is turned on and off.

Special Muffler for sound truck application 9.00

Start abd Stop Control Stations—Each 1.10

Special Three-Wire Conductor Cable—Per Foot ..... .03½

Two-Compartment Tank for starting on gasoline and running on kerosene 8.00

KATO ROTARY CONVERTERS-3600 R.P.M.-Ball Bearing
For changing 32v. or 110v. D.C. to 110v. A.C.

Output Watts	Model No. 32v.	Model No. 110v.	Ship. Wgt.	Code 32v.	Code 110v.	List *L.F.	List *W.F.
80	10	20	30	Rabat	Raven	$46.20	$52.80
110	131	221	30	Rain	Run	48.40	55.00
150	181	261	30	Rant	Ramp	53.90	61.60
200	231	311	44	Ran	Runt	59.40	68.20
250	281	361	44	Ray	Raid	66.00	74.80
1800 R.P.M.—Ball Bearing							
350	341	471	105	Rink	Rade	99.00	107.80
500	611	S611	130	Rice	Race	148.50	176.00
750	861	S861	140	Rite	Rate	170.50	198.00
1000	1110	S1110	150	Rick	Rack	214.50	231.00
1500	1610	S1610	220	Rift	Raft	317.90	344.30



* Filter necessary for radio operation only SPECIFY if wanted when ordering.

If desired for special voltages or cycles, add 10% to the cost.

APPLY FOR DISCOUNTS



19A & 23A

The 19A is a combination 350 watt 110-volt 60-cycle A.C. or 200 watt 6-volt battery charger. Complete with start and stop push button, battery cables, D.C. ammeter, charge control resistor, cutout, cast aluminum one gallon gas tank base, convenient carrying handle, four cycle aircooled ⅝ h.p. Johnson engine, 1800 r.p.m. aircleaner, **ignition shielded and generator filtered.** Runs 8 to 12 hours on a gallon of gasoline. Requires 6-volt battery only if self-cranking is desired.

The 23A, 500 watts A.C. or 200 watts at 6-volts D.C., has same specifications as the 19A and is powered with a Johnson 1 h.p. engine.



14A

Similar appearance of 600, 1000, 1500 and 2000 watt models. The **14A** has a capacity of 600 watts, 110-volts, 60-cycles A.C. It is approximately 19" wide by 21" high by 22½" long and weighs approximately 161-pounds.

These are very ruggedly constructed, continuous duty models, ideal for home lighting, sound trucks, farms, cabin camps, resorts, filling stations, and for innumerable other purposes. These models will give many years of trouble-free service.



44A (with weatherproof housing)

4,000 watt, four cylinder, aircooled, powered with 14 h.p. engine, 2¾" bore; 3" stroke. Enclosed flyball type governor. Full pressure lubrication. Oil bath type aircleaner. Spark plugs, ignition cables and switch shielded for radio operation generator filtered. Complete ready to go by simply adding gas and oil and connecting up to lines. Can be equipped with any of the controls described.

Copyright by U. C. P., Inc.

EICOR

Power Plants * Converters * Dynamotors

"Utilite" Gas-Electric Plants

famous for dependability and economy!

Ideal power supply for portable or standby use—for farms, camps, sound trucks, fire departments, boats, trailers, construction work. AC or DC models for all standard voltages. Push button starting standard on AC and Battery Charging units. Built-in remote control available on AC types. All plants have rope pull. Easily installed—simple, safe and economical to operate. Plenty of power—with ample reserve for overload. World-famous engine. Each plant complete with ignition shielding and radio filter.

TYPE	OUTPUT				METERS	NET WT.	CODE	LIST PRICE
	AC		DC					
	VOLTS	WATTS	VOLTS	WATTS				
3AP6	110	300	6	200	AC Voltmeter	97 lbs.	GIANT	$89.50
3AR6	110	300	6	200	AC Voltmeter DC Ammeter	100 lbs.	GAVEL	111.75
3DP2			6 12	200 350	DC Ammeter	87 lbs.	GLOBE	71.95
3DP3			32	350	DC Ammeter	87 lbs.	GUIDE	79.75
3DM1			110	350	DC Voltmeter	87 lbs.	GRACE	83.50
4AP6	110	450	6	200	AC Voltmeter	107 lbs.	GABLE	135.50
4AR6	110	450	6	200	AC Voltmeter DC Ammeter	110 lbs.	GAUNT	160.25
6AP1	110	600	12	250	AC Voltmeter	122 lbs.	GUEST	190.00
6AR1	110	600	12	250	AC Voltmeter DC Ammeter	125 lbs.	GORGE	220.00
10AP1	110	1000	12	250	AC Voltmeter	175 lbs.	GAUGE	264.95
10AR1	110	1000	12	250	AC Voltmeter DC Ammeter	178 lbs.	GALOP	294.50

Others also available. For complete details and listing write for Bulletin G2.

EICOR POWER PLANTS

Eicor Rotary Converters

Convert direct current to alternating current for amplifiers, projectors, phonographs, radio receivers, transmitters, medical equipment, musical instruments, and other applications. Available for operation on any DC voltage—and have standard AC output. With or without filter. All-equipped with ball bearings. You get highest efficiency, quiet operation, long life—more economically than ever before!

3600 RPM TWO POLE

TYPE No.	INPUT VOLTS	INPUT AMPS.	OUTPUT VOLTS—AMPS.	WITHOUT FILTER LIST	WITHOUT FILTER CODE	WITH FILTER LIST	WITH FILTER CODE
131	32	7.6	150	$43.50	CAULK	$50.50	CYNIC
132	32	11.	225	48.50	CAROL	58.75	CRIMP
133	32	14.2	300	61.00	CATER	71.00	CROCK
134	32	21.	450	77.50	CAUSE	88.50	CLEAR
136	115	2.2	150	43.50	CHASM	50.50	CRAPE
137	115	3.1	225	48.50	CHECK	58.75	COZEN
138	115	3.7	300	61.00	CHILD	71.00	COUPE
139	115	5.9	450	77.50	CHIEF	88.50	CABOT

Other standard Eicor Converters available including types for 6, 12, and 230 Volts DC Input. For complete listing—send for Bulletin C2.

EICOR CONVERTERS

Eicor Dynamotors

Widely used in important Aircraft, Police, Amateur, Broadcast and Marine radio equipment. Smooth, continuous, trouble-free performance even under severe operating conditions! Practically no filtering necessary. AC ripple reduced to absolute minimum. Eicor Dynamotors are the lightest in weight per watt output—and are available from the smallest in size to the largest in output. There s a size for every need!

TYPE NO.	OUTPUT VOLTS	OUTPUT MA	INPUT VOLTS	INPUT AMPS.	DUTY	NET WT.	CODE	LIST PRICE
108	350	150	6	16.0	Con.	5¾ lbs.	BOATS	$52.00
109	400	150	6	17.0	Con.	7⅝ lbs.	BLUMA	52.00
161	500	200	12	13.5	Int.	7⅝ lbs.	BRAND	64.00
163	500	400	12	26.0	Int.	13 lbs.	BLISS	105.00
170	1050	400	12	56.0	Int.	31 lbs.	BELGA	275.00

For complete listing of Eicor Dynamotors send for Bulletin D2.

EICOR DYNAMOTORS

Copyright 1941, Eicor Inc., Chicago

Subject to Trade Discount

Thank You!

When writing for additional information or when ordering from sources of supply listed in this book, please mention

RADIO'S MASTER ENCYCLOPEDIA

WORNER *Fotolectric* PRODUCTS

WORNER "*Fotolectric*" BURGLAR ALARM SYSTEM

"Invisible" Burglar Protection for Stores, Homes, Shops, Warehouses, Offices

• Consisting of two units, a source of INVISIBLE Infra-Red Light and a sensitive Photo Electric Cell, the Worner "Fotolectric" Burglar Alarm System furnishes a degree of protection impossible to secure with any other method. In operation, the Infra Red Light is focused upon the relay unit, either directly or reflected by mirrors. Any interruption of this invisible light beam immediately operates a relay that rings a bell or sets in motion any other warning device. Disconnection of the 115-Volt wiring to the unit will likewise sound the warning. This warning sound will continue until reset by means of a key. Key is also used for making the system inoperative when protection is not needed, during normal working periods for instance. Due to this key control, the system is tamper-proof and further enables responsibility to be fixed upon a single person. Controls, as pictured on unit above, reading from left to right are as follows: Meter Test Jack, Sensitivity Control, Key Control, and AC Switch.

It is important to note that while Models 301 and 501 are similar in external appearance, actually there is a great difference in their capacities and effectiveness. Model 301 is for simple applications but Model 501 represents the ultimate in sensitivity and the widest range of distance coverage.

The range of protection for Model 301 is approximately 50 lineal feet while the 501 is 100 lineal feet when less than 10% of unwanted light is falling on P.E. Cell. **(For diversified installations consult our Engineering Department.)**



Detailed Specifications Covering Models 301 and 501	Weights 301	Weights 501
Dimension of Robot: 7 x 6¼ x 4¼" / Dimension of Light Source: 6 x 7 x 4⅛"	9 lb.	10 lb.

Relay Contacts: Single Pole Double Throw, 3 Amp. Non Inductive; 1 Amp. Inductive at 110 V. AC.

Model 301AC—Robot and Light Source for 115V 60C	$53.50
Model 301DC—Robot and Light Source for 115V DC	53.50
Model 501AC—Robot and Light Source for 115V 60C	85.50

EXTERNAL ALARM SYSTEM

• This unit can be mounted on the exterior of the building and connected to the relay unit, so that it will ring when the intruder interrupts the beam of light.

MODEL 301A complete with 25 foot cable and 5 inch alarm bell, less batteries. Dimensions: 10x10x14".

List Price $15.00



Mirrors for use with Worner "Fotolectric" Alarm Systems

Specially designed to increase scope of burglary protection over wider area

The scope of protection afforded by the Worner "Fotolectric" Burglar Alarm System can be greatly increased by the use of special mirrors, in the manner shown in the illustration and sketch reproduced here. By the use of these mirrors the beam of Infra Red Light can be reflected back and forth across a room, to weave an intricate pattern which naturally heightens the degree of protection. Any person moving about a room so protected is certain to interrupt the beam at one point or another, thus sounding the alarm.

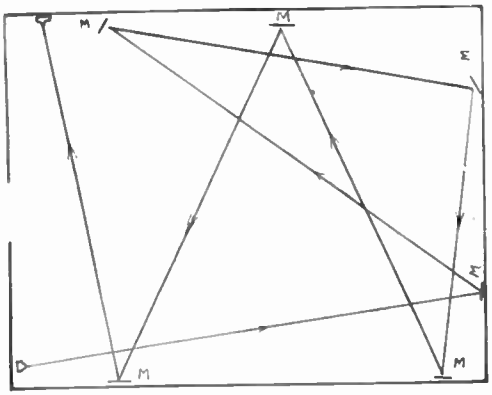

MODEL 301 MIRROR

A special focusing mirror with adjustable mounting bracket

Dimensions: 8 x 4 x 2½"

LIST PRICE $5.75

Prices Subect to Change Without Notice

Copyright by U. C. P., Inc.

WORNER *Fotolectric* PRODUCTS

WORNER "*Fotolectric*" RELAYS ARE MODERN CONTROLS FOR MANUFACTURING OPERATIONS . . . IDEAL FOR

- Automatic Spraying
- Counting Operations
- Filling Containers
- Starting Machinery
- Stopping Machinery
- Reversing Machinery
- Opening Doors
- Opening Valves
- Controlling Conveyors



- Sorting or Routing Production
- Detecting breaks or thickness variations in paper production
- Safety Device for Machinery
- Smoke Alarm
- Control for Window, Street, Bridge, Safety or Beacon Lights

● While only a few of the major uses of this system are listed above, there is almost no limit to the way in which this apparatus can serve industry by promoting safety, speeding up production and generally cutting costs while adding to efficiency. It performs its functions not only with speed but with unfailing accuracy. Consisting of a light source and photo electric cell, it operates a relay as any objects interrupt its beam of light. This relay can be used to stop, start, or otherwise control the operation of machinery. It can also be used to operate from variations in the density of smoke and paper or other translucent materials. Pictured above on the control unit are shown, left to right, the Meter Test Jack, Sensitivity Control and AC Switch, The AC Switch is used to make the apparatus inoperative when its services are not needed.

It should be carefully noted that while Models 201 and 801 are similar in external appearance, there are great differences in their applications. Model 201 Robot and Light Source are to be used only on simple applications whereas the Model 801 combination can be adapted to very complicated installations and perform in an outstanding manner wherever precision and flexibility of control are desirable or necessary. **Worner Engineers will be glad to consult with Factory Executives on installation or application problems.**

DETAILED SPECIFICATIONS COVERING MODELS 201 AND 801

		Weights
Dimension of Robot: 7 x 6¼ x 4¼"	5 lb.	5½ lb.
Dimension of Light Source: 6 x 7 x 4⅛"	4½ lb.	4½ lb.

Relay Contacts: Single Pole Double Throw, 3 Amp. Non Inductive; 1 Amp. Inductive 110 V. AC.

	List Price
Model 201 RAC—Robot for 115 volts AC 60C	$33.50
Model 201 RDC—Robot for 115 volts DC	33.50
Model 201 LAC—Light Source for 115V AC 60C Lamp Life 2000 Hrs.	12.00
Model 201 LDC—Light Source for 115V DC Lamp Life 800 Hrs.	12.00
Model 801 RAC—Robot for 115V AC 60C	69.00
Model 801 LAC—Light Source for 115V 60C Lamp Life 3000 Hrs.	14.00

"FOTOLECTRIC" KIT

The finest of its type

● A highly sensitive, practical Photo-cell Kit which may be used for burglar alarms, controlling lights and bells, announcing purposes and numerous other applications. An increase or decrease of light intensity controls the unit. Relay is rated at 1 Amp. 110 volts A.C. non inductive. Chassis shields Photo-cell from unwanted light. Kit includes all parts, drilled chassis, amplifier and photo-cell tube, diagram and complete instructions.



Easy to assemble. Size 5" x 4" x 2". Wt. 2 lbs.

	List Price
Model 101 RAC-DC—for 115 volts A.C. or D.C. current	$12.00
Model 101 RB—for use with A-B & C batteries	12.00

Batteries not supplied.

LIGHT SOURCE

● Simple light source, throws a concentrated beam 25 feet. Has special 50 watt bulb. Kit includes all parts. Easy to build. In attractive black wrinkled metal cabinet with focused lens. Ideal where a low cost light source is needed. Size 4⅝" x 4¾" x 2½". Weight 2 lbs.

	List Price
Model 101 LAC-DC—for 115 volts A.C. or D.C. current	$5.75
Model 101 LB—for 6 volt battery operation	5.75



THE NEW WORNER

MODEL 601

● Incorporates both light source unit and sensitive photo-cell unit housed in a single, compact, metal case. Supplied with a mirror for reflecting the light back into the photo-cell window. The mirror can be placed up to 15 feet from the unit. Any interruption of this light beam operates a relay which controls a built-in power supply output of 6 volts AC to sound the chime or other warning device. Can be used across passage ways, doors, drive-ways, etc., to announce passage of persons or objects. Sea Green wrinkle finished metal case. Size: 7 x 6 x 2½". Weight 6 lbs.

Single Unit Photo-Cell System with built-in light source. Complete with mirror and chime.

Model 601—for 115 V., 60 C. AC operation $22.50

Prices Subect to Change Without Notice

Copyright by U. C. P., Inc.



Westinghouse

TYPE RQ PHOTO-TROLLER

A LOW COST PHOTO - ELECTRIC RELAY FOR AUTOMATIC "ELECTRIC-EYE" CONTROL

Westinghouse Photo-trollers give automatic control with heavy-duty dependability, accuracy and efficiency up to 28 feet. They have countless uses in Industry, Commercial installations, and in the Home. Standard accessories such as counters, signals, solenoid valves, etc. are available at slight additional cost. For details, consult your Westinghouse representative.

USE THE PHOTO-TROLLER FOR:

COUNTING—You'll find Photo-troller an extremely accurate, easily installed photo-electric switch for tripping counting circuits.

PROTECTING—Injuries to machine operators are prevented and lost time due to accidents is cut down by installing Photo-troller as a safety switch on hazardous machines. Instantly the Photo-troller relay will cause the protective electrical circuit on machines to lock them against operation for as long as the danger to the operator exists.

CONTROLLING—Users are successfully applying Photo-troller to such varied applications as operating drinking fountains, limit switches, announcing customers, and conveyor control.

OPENING DOORS—Restaurant service is speeded up and accidental spilling of heavily loaded trays is eliminated when a Photo-troller is used to control an automatic door opener.

EXPERIMENTATION—Radio experimenters and home workshop enthusiasts find literally hundreds of uses for a Photo-troller.

- **INEXPENSIVE**
- **RUGGEDLY BUILT**
- **OPERATES DIRECTLY FROM 115 VOLT 50/60 CYCLE AC CURRENT**
- **LOW CURRENT CONSUMPTION**
- **MAXIMUM FLEXIBILITY**
- **EASY INSTALLATION**

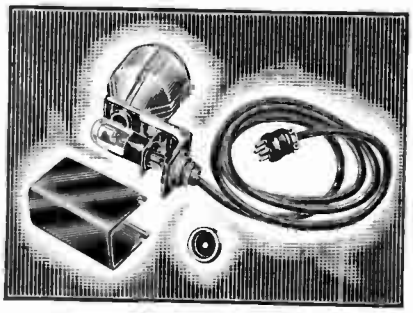

ACCESSORIES

Style No. 1183185—Infra-Red Filter
To make Photo-troller beam invisible. Supplied with holder to fit any type F-1 Light Source. . . . . **List Price $2.25**

Style No. 1190347—Solenoid Valve
For drinking fountain and other water line applications. For 3/8" pipe, 110 volts, 60 cycles, 75 lbs. pressure. . **List Price $9.20**

Style No. 1190348—Mognetic Counter
5 digit, 110 volt, 60 cycle magnetic counter with hand reset, to be operated by relay in Type RQ Photo-troller. . **List Price $25.00**

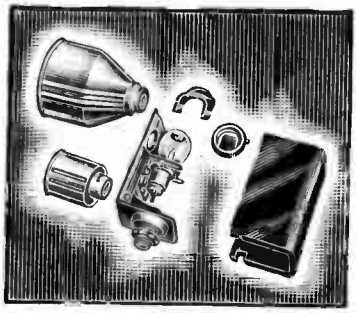

When Using Your Own Light Source . . . *Measure* the Light . . . then *Select* Your Control Here

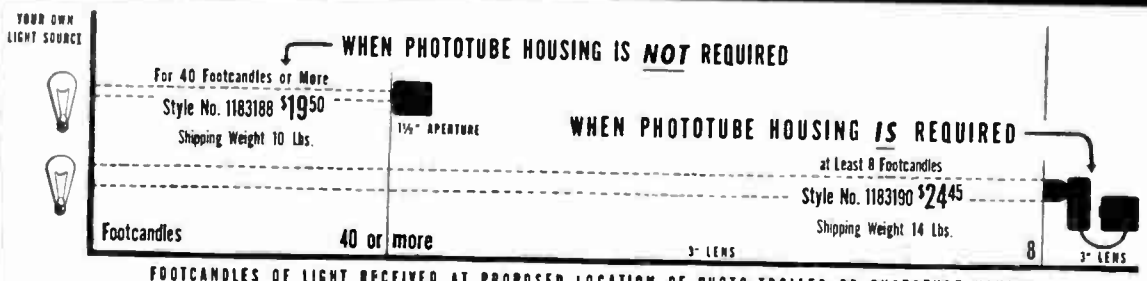

FOOTCANDLES OF LIGHT RECEIVED AT PROPOSED LOCATION OF PHOTO-TROLLER OR PHOTOTUBE HOUSING

When Selecting Complete Equipment Including Light Source . . . *Measure* the Distance . . . then *Select* Your Control Here

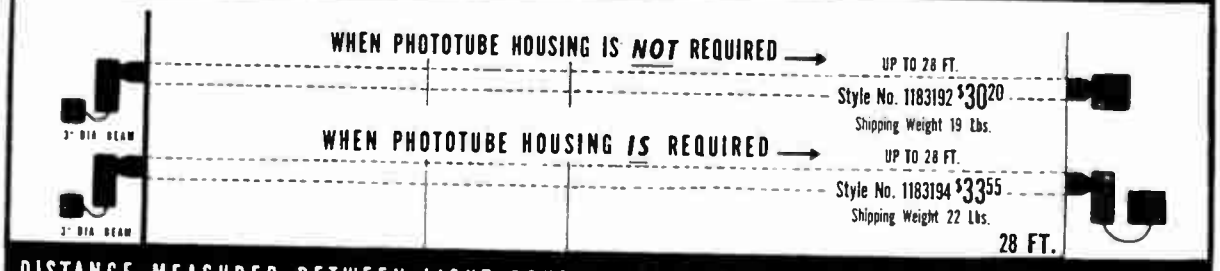

DISTANCE MEASURED BETWEEN LIGHT SOURCE AND PHOTO-TROLLER OR PHOTOTUBE HOUSING

Copyright by U. C. P., Inc.

NET

Thank You!

When writing for additional information or when ordering from sources of supply listed in this book, please mention

RADIO'S MASTER ENCYCLOPEDIA

RADIO'S MASTER ENCYCLOPEDIA

GENERAL INDEX

— A —

Page

ABBOTT INSTRUMENT, INC. H-61
ACRO ELECTRIC CO. L-27
ADVANCE ELECTRIC CO. ..... H-151 to 154
AEROVOX CORPORATION ..... K-37 to 58
Aircraft Connectors, Plugs N-7, 35, 36
Aircraft Fuses F-52
Alarms, Burglar, Photo Electric U-1, 2
Alignment & Neutralizing Tools H-108, 119, 120; N-8; O-32; R-8, 16
ALLIANCE MANUFACTURING CO. E-27, 28
Alligator Clips H-115; Q-29, 60; R-2; T-5
ALPHA WIRE CORPORATION ..... Q-25 to 30
Aluminum Shields, Shielding H-89, 113, 127; R-20
"American Beauty" Soldering Irons R-41
AMERICAN CONDENSER CORP. ("Amcon") K-73, 74
AMERICAN ELECTRICAL HEATER CO. R-41
AMERICAN MICROPHONE CO., INC. ..... E-31 to 34
AMERICAN PHENOLIC CORP. ("Amphenol") ..... N-1 to 8
AMERICAN RADIO HARDWARE CORP. (Ahrco") ..... R-1 to 4
AMERICAN RADIO RELAY LEAGUE ("ARRL") G-11, 12
AMERICAN TELEVISION & RADIO CORP. ("ATR") ..... T-9 to 12
Ammeters F-2, 5, 8, 61, 62, 70, 78
AMPEREX ELECTRONIC PRODUCTS CO. H-25, 26
AMPERITE COMPANY E-7, 8; M-13, 14
"Amplicall" Intercomm. Systems C-27, 28
Amplifiers & Systems ..... Section C; B-22
Cases and Cabinets C-17, 18, 58; E-12A, 12B; H-63, 64, 104, 111
Kits, P. A., Amateur H-106; J-74
Phono C-3, 16, 57, 66, 71, 72
Pre-amplifiers C-14, 28, 57
Xmitter Speech Amplifiers, etc. H-14, 93
AMY, ACEVES & KING, INC. ("AAK") Q-39
Analyzers (See also "Testers") ..... Section F
Condenser F-14, 57, 68; K-14C, 27, 28, 50
Condenser-Resistor K-27, 28, 69, 82
Interference K-44, 69, 82
Resistance K-69; M-6
Set ..... Section F; O-3
Angles and Brackets H-118; N-19; R-4
Annunciator (Bell) Wire Q-26, 38, 57
Antenna Accessories ..... Section Q; E-38; F-12; H-48 to 50, H-60, 121, 122; N-1
Coils ..... Section O; H-60
Insulators ..... Section Q; H-49, 92, 129
Loops H-60, 121; R-18
Transformers F-12; H-50; Q-42
Wire and Cable ..... Section Q; H-48, 50; R-18
Antennas and Systems ..... H-48, 50; Q-1, 30, 35, Q-39 to 55
Auto Antennas S-25, 26; H-124; Q-50
F-M Anntennas Q-41, 42, 55
Home Antennas F-12; Q-30, 35, 39, 41, 42, 55, 56
Indoor Aerials, Eliminators H-121; R-16
Kits F-12; Q-30, 35, 41, 42, 55, 56
Kits, Doublet F-12; Q-30, 35
Masts, Radiators Q-41, 47, 48, 55; S-26
Rotary Beams H-50; Q-48
Television Antennas H-50; Q-41, 55
Appliance Testers F-4, 6-36, 38
"Arcturus" Tubes and Lamps B-15, 16
ASTATIC CORPORATION, THE ..... E-21 to 24
ATLAS RESISTOR CO. ..... M-9 to 12
ATLAS SOUND CORPORATION D-31, 32
Attenuators L-9, 14, 18, 21; M-34
AUDAK COMPANY, INC. ("Audax") E-35, 36
Audio Chokes ..... Section J
AUDIO DEVICES, INC. E-57, 58
Audo Oscillators F-9, 16, 21
Audio Reactors J-3, 54, 64, 76
Audio Transformers ..... Section J; D-25, 43, 44, 60; E-8, 38, 42
Auto Radio Accessories:
Aerials S-25, 26; H-124; Q-50
Antenna Accessories H-123; Q-61; S-26
Battery Eliminators ..... T-8, 12, T-18 to 25
Condensers B-22; H-123; K-12, 21, 22, 44, 66, 73; M-23
Fuse Connectors, Retainers F-51; H-123; Q-61; R-2
Ignition & Noise Suppressors H-123; M-15, 23, 33, 36; Q-61; R-22
Panel Kits and Plates ..... P-3 to 6
Power Packs T-17, 23
Shielding Q-3, 21, 24, 25, 37, 61
Tuning Controls, Units ..... P-3 to 6
Tuning Control Accessories P-3, 4, 6
Vibrators S-19, 20, 35, 36
Volume Controls L-7, 14; M-30; P-3, 6
Wire and Cable ..... Section Q; H-123

— B —

Page

Baffles and Enclosures for Speakers C-16, 42, 73; D-21, 24, 51, 60, 71, 72; E-12B
Bakelite Panels H-112; R-18
Bakelite Rods, Tubing, etc. H-113
Ballasts, Line H-122
Ballast (Resistor) Tubes B-5, 12; L-17; M-7, 8, 13, 14
Band Expanders H-146, 148; O-9
Band Switches and Assemblies H-20, 108; M-4; O-55, 56
BARKER & WILLIANSON ("B & W") O-55, 56
Batteries T-1; B-22
Adapters, Adapter Cables T-6
Cable Q-23, 27, 37, 58
Carriers T-6
Clips Q-29, 36; R-31; T-5, 6
Jumpers T-6
Plugs H-122
Battery Eliminators ..... T-8, 18 to 25
Battery Receivers O-3, 16
Battery Testers F-2, 19, 62, 65, 67
Beat Frequency Oscillator Units O-10
BELDEN MANUFACTURING CO. ..... Q-1 to 3
BELL SOUND SYSTEMS, INC. ..... C-65 to 68
Bell Wire Q-26, 38, 57
Bench Chassis Jacks R-17, 42
Bench Grinders R-45, 46
Bench Lamps R-16
Bench Stools R-16
Binding Posts H-92, 115, 127; R-1
BIRNBACH RADIO CO. ..... Q-55 to 64
BLILEY ELECTRIC CO. H-43, 44
BLUE WIZARD CO, THE R-51
BOGEN COMPANY, INC., DAVID ..... C-1 to 18B
Books and Manuals ..... Section G
Brackets and Angles H-118; N-19; R-4
Bridges, Capacitor K-14C
Bridges, Capacitor-Resistor K-49, 82
Bridges, Resistor M-6B
BRUSH DEVELOPMENT CO. E-25, 26; H-136
BUD RADIO, INC. ..... H-101 to 110
Bumpers and Feet, Felt, Rubber R-16, 18
BUNNELL & CO., J. H. H-67, 68
BURGESS BATTERY CO. T-1
Burglar Alarms, Photo Electric U-1, 2
Bus Bar Wire Q-29, 59
Buzzers for Telegraph Keys H-65, 67, 76

— C —

Cabinet Mouldings, Handles, Louvres, etc. H-113
Cabinet Patcbing and Refinishing Kits R-21, 58
Cabinet Patching Materials R-17, 20, 21, 57, 58
Cabinet Sound-Deadener and Sealer R-17
Cabinets, Metal H-63, 64, 89, 103, 104, 111, 113
Cabinets, Utility H-64
Cable ..... See "Wire"
Cable Clamps H-118; N-5
Cable Connectors and Assemblies ..... Section N; D-32, 68; H-122
Calculators G-12
Calibrators, Crystal F-10
Calibrators, Signal H-8, 106, 128; O-3
Call and Paging Systems ..... C-18 to 34
Call Letter Tab Sheet R-22
CANNON CO., C. F. H-135
CANNON ELECTRIC DEVELOPMENT CO. ..... N-25 to 36
Capacitors ..... See "Condensers"
Capacitor Selectors, Motor-Starting K-51, 82
Carbon Granules, Microphone H-110; R-17
CARDWELL MFG. CO., ALLEN D. ..... H-35 to 40
Carrying Cases C-17, 18, 58; E-12A, 12B, 52; H-104, 113
Fabric for Covering R-22
Cathode Ray Tube Mounting Assemblies N-8
Cathode Ray Tubes B-5; F-60; H-24, 32
Catswhiskers O-16
Cements, Repair, Coil, Speaker, etc. N-2; O-8; R-15, 17, 22, 57
CENTRALAB (Globe-Union, Inc.) ..... L-5 to 12
"Cetron" Photo Cells B-25, 26
Chart Frames H-89
Chassis Mounts, Rubber, Felt R-16, 18
Chassis, Panels, etc., Metal H-64, 105, 106, 112
Chassis Punches H-120
Chassis Supports and Guards for Bench R-17, 22, 42
Chemical Kits and Chemicals R-17, 56, 58
Chisels R-10
CHISOLM-RYDER CO. ("Premax") ..... Q-47 to 50
Chokes, Audio, Filter, etc. ..... Section J

Page
Chokes, R. F. H-48, 57, 60, 89, 107, 117, 127; M-4, 51; O-8, 11, 28, 32
Chokes, Xmitting, Diathermy, etc. H-57, 89, 107, 117, 127; M-4; O-11, 28
Chrome Trim, Handles, Louvres, for Cabinets H-113
Circle-Cutting Tools H-120; R-51, 54
CINAUDAGRAPH SPEAKERS, INC. ....D-43 to 46
"Clarion-Dynamic" Needles E-73
"Clarion" Sound Systems ....C-31 to 34
CLAROSTAT MANUFACTURING CO. ....L-13 to 18
Cleaning Fluids, Materials R-17, 20, 21, 56
Clips:
Alligator H-115; Q-29, 60; R-2; T-5
Battery Q-29, 36; R-31; T-5, 6
Fuse F-51, 52; H-118; N-19, 20; R-3
Inductor H-40, 48
Test H-115; Q-29, 60; T-5, 6
Tube H-47, 91, 110, 113, 116, 117, 127; N-8; Q-64; R-2; T-6
Wire and Cable H-118; N-5; Q-59
Co-axial Speakers N-1; Q-1
Co-axial Speakers D-20, 46
Code Practice Oscillators H-79, 88, 106, 121
Code Practice Sets H-65, 67, 68, 76, 79, 121
Coil Assemblies H-86, 87, 108; O-4, 55, 56
Coil Chart Frames H-89
Coil Dope H-86, 127; N-3; O-8; R-17, 56
Coil Forms H-58, 86, 87, 88, 109, 117, 127; N-3
Coil Kits ....Section O; H-58, 109, 117
Coil Plugs and Sockets H-127
Coil Replacement Windings H-60; O-7, 27
Coil Shields H-88, 89, 113
Coil Winders R-42
Coils ....Section O
Antenna ....Section O; H-60
Exact Duplicate O-7, 27
I.F. ....Section O; H-60, 88, 127
Link (Inductor) H-46, 87, 108, 109, 127; O-55, 56
Oscillator ....Section O; H-60, 88, 109,127
Plug-in H-60, 109, 117, 127
Preselector O-5, 10, 23
R.F. ....Section O; H-60, 117
Color Coding Kits R-15
Communicating Systems ....C-18 to 34
Cable Q-6, 27, 28, 58
Communication Receivers ....H-1 to 14, 59, 95 to 98, 141 to 150, 159, 160; O-9
"Communophone" Intercomm. Systems C-18A, 18B
Compass, Marine Radio H-9
Condenser Analyzers F-14, 68; K-14C, 27, 28, 50
Condenser Decades K-14C
Condensers (Capacitors) ....Section K; B-22; L-8; M-68, 24
Auto B-22; H-128; K-12, 21, 22, 44, 66, 73; M-23
Electrolytic, Dry ....Section K
Electrolytic, Wet K-8, 19, 37, 64; B-22
Exact Duplicate ....K-11, 40 to 48, 52 to 58, 61
Mica K-14A, 14B, 25, 26, 35, 36, 45, 47, 67, 68
Motor-Starting ....K-29, 51 to 58; M-24 to 26
Neutralizing H-38, 46, 57, 83, 102, 126
Padding H-60, 83, 102, 122, 126
Plug-in and Prong Base Electrolytic K-4, 17, 38, 81
Television K-24, 46
Transmitting, Fixed ....Section K; B-22; H-28; M-24
Transmitting, Variable ....H-36 to 40, 46, 55 to 58, 84, 85, 101, 126
Trimmer H-57, 60, 102, 126; K-29; L-8
Vacuum Tank H-30
Variable Receiving H-35, 38, 45, 55, 81, 82, 83, 102, 122, 126; O-8, 11, 27, 56
Connector Plug Handle N-5
Connectors:
Army-Navy, Aircraft N-7, 35, 36
Cable, etc. ....Section N; D-68; H-122
Chassis D-68; N-5, 6, 7
Cord ....Section N; M-17; R-18
Microphone D-68; E-12, 17, 22, 34; H-110, 112; N-6, 30
Contact, Vibration Microphones C-73; E-8, 22, 25, 44
CONTINENTAL CARBON, INC. ....M-21 to 26
CONTINENTAL ELECTRIC CO ("Cetron") B-25, 26
Converters, Power Packs ....T-9 to 25
Converters, Rotary T-8, 13, 14, 17, 26, 29
Converters, 5 and 10 Meter H-148; O-10
CORNELL-DUBILIER ELECTRIC CORP. ("C-D") ....K-1 to 14
CORNING GLASS WORKS ("Pyrex") Q-51, 52
CORNISH WIRE CO., INC. ("Corwico") ....Q-35 to 38
Couplings, Flexible, Insulated H-38, 49, 57, 86, 107, 117; Q-63
CROWE NAME PLATE & MFG. CO. P-3, 4
Crystal Calibrators F-10
Crystal Receiving Sets H-121; O-15
Crystals H-43, 44, 100; O-16
Detectors H-121; O-15
Filters H-44; O-10
Crystals (Con.)
Holders H-94, 100
Ovens O-9
Sockets H-57, 127; N-3, 8
"Cunningham" Receiving Tubes B-2
Cutting Heads, Recording E-4, 18, 24, 26, 36
Cutting Needles, Recording ....E-36, 48, 58, 64 to 73
Cutting Pliers ....R-7 to 9, R-30, 53
Cutting Tools, Circle H-120; R-51, 54

— D —

Decades, Capacitor K-14C
Decades, Resistance M-6B
DEUTSCHMANN CORP., TOBE K-81, 82
Dial Cable, Belts Q-28, 59; R-19, 55
Dial Crystals, Replacement R-20
Dial Drive Accessories R-19, 55
Dial Drive Friction Cements, Compounds R-19, 56
Dial Drive Friction Rubbers R-19, 55
Dial Knobs, Pointers H-90, 108, 114; R-22
Dial Lamps B-7, 8, 12, 14, 22; P-6
Dial Light Assemblies, Jewels ....H-108; L-43 to 46; R-2
Dial Light Coloring Lacquers, Kits R-15, 58
Dial Oil R-17, 56
Dial Plates H-106, 114
Dials, Tuning, etc. H-90, 106, 114, 126; O-8, 11
Diaphragm Replacements, Horn D-1
Diathermy Tubes ....H-16 to 32
DRAKE ELECTRICAL WORKS, INC. R-13, 14
DRAKE MANUFACTURING CO. ....L-43 to 46
Drills, Portable H-66
Drills, Steel Refills R-10
DUMONT LABORATORIES, ALLEN B. F-59, 60
"Dunco" Relays H-41, 42
DUOTONE COMPANY, INC. E-69, 70
Dynamotors T-8, 14, 28

— E —

Earphones H-121, 135, 136, 137; O-15
EASTERN MIKE-STAND CO. ....E-9 to 12B
ECHOPHONE RADIO CO. H-159, 160
"Economy" Speakers D-67
EDITORS OF RADIO, Books and Manuals G-7, 8
EICOR, INC. T-29
EITEL-McCULLOUGH, INC. ("Eimac") H-29, 30
Electrical Connecting Devices ....Section N; R-18
Electrical Extension Cords Q-26, 59; R-18
Electric Power Plants T-7, 26, 29
ELECTRIC SOLDERING IRON CO. ("Esico") R-5, 6
Electrolytic Condensers ....Section K
ELECTRONIC LABORATORIES, INC. ....T-19 to 22
ELECTROVOICE MFG. CO., INC. E-41, 42
ELECTROVOX CO. ("Walco") E-71, 72
EMCO RADIO PRODUCTS, INC. ....D-71 to 73
Enamels, Lacquers, Paints, Varnishes R-15, 17, 21, 56, 58
Engines, Gas-Electric T-7, 26, 29
ERIE RESISTOR CORPORATION M-35, 36
ERWOOD SOUND EQUIPMENT CO. ....C-45 to 48
Extension Cord Sets Q-26, 59; R-18
Eyelets, Rivets H-118; R-19
Punches, Tools H-120; R-19

— F —

Fabric for Instrument Covers R-22
Cement R-22, 57
Feeder Line Spreader Insulators H-48, 92; Q-64
Felt Bumpers, Feet, Pads R-16, 22
Field Supplies, Speaker C-58; D-11, 24
Filter Chokes ....Section J
Filters, Crystal H-44; O-10
Filters, Interference, Noise H-121, 123, 127; K-14D, 29, 44, 68, 82; M-4, 6A, 25, 26; O-5, 10, 21, 25, 28
Filter Selectors, Noise K-44, 69, 82
Fixture Wire Q-26, 28, 37, 38, 57, 59; R-20
Flashlight Batteries T-1
Flashlight Lamps B-22
Flexible Couplings H-38, 49, 57, 86, 107, 117; Q-63
Flexible Resistors M-22
Flexible Shafts H-49, 86, 107; Q-64
Flexible Tubing, Varnished H-113; Q-26, 59
Floor Wax R-21
FM-AM Tuners H-18; O-4
F-M Antennas Q-41, 42, 55
F-M Books, Manuals ....Section G
FORSBERG MFG. CO. R-11, 12
Foundation Units, Transmitter H-40, 99, 106, 125

Page
Free-Point Testers F-3, 4, 7, 8
Frequency Monitors, Standards, Meters F-2; H-3, 106, 128; O-3, 9
Friction Tape R-18
Fuses, Instrument, Amplifier, etc F-51, 52
Mountings, Connectors, Clips F-51, 52; H-113, 123; N-19, 20; Q-61; R-2, 3
Special Aircraft Fuses F-52

— G —

Gain and Fader Controls, P.A. L-9, 14, 18, 21; M-17, 29, 34
"Gammatron" Tubes H-19, 20
GARDINER METAL CO. R-52
GARRARD SALES CORP. E-51, 52
Gas-Electric Plants T-7, 26, 29
GENERAL CEMENT MFG. CO. ("GC") ..... R-15 to 22
GENERAL ELECTRIC CO. ("GE") H-27, 28
GENERAL INDUSTRIES CO. E-29, 30
GENERAL TRANSFORMER CORP. ("GTC") J-9, 10; T-25
Generators T-8, 13, 14, 26, 29
"Ghirardi" Books G-1, 2
Glass Insulators Q-1, 29, 36, 41, 51, 52, 56, 64
Glue, Cabinet Repair R-17
Granules, Microphone Carbon H-110; R-17
Grid Caps and Clips, Tube H-47, 91, 110, 118, 116, 117, 121; N-8; Q-64; R-2; T-6
Grille Cloth, Speaker R-21
Grinders, Bench and Hand R-45, 46
Grommets, Rubber H-118; N-3; R-4, 18
Ground Clamps Q-29, 31, 36, 56; R-31; T-5
Ground Rods Q-36, 50, 56
Ground and Lead-in Wire Q-1, 3, 21, 25, 26, 29, 36, 37, 38, 57
GUARDIAN ELECTRIC MFG. CO. H-155, 156
GUTHMAN & CO., INC., E. I. H-60
Guy Wire Q-26, 55

— H —

Hack Saw Blades, Frames R-12
HALLDORSON COMPANY, THE J-45, 46
HALLICRAFTERS COMPANY, THE ..... H-1 to 14
HAMMARLUND MANUFACTURING CO., INC. ..... H-55 to 59
Handle Indicators H-48
Hardware H-40, 47, 49, 116, 117, 118, 127; M6B; N-19; Q-62; R-3, 4, 16, 22
Headphones H-121, 135, 136, 137; O-15
Adapters H-122, 135
Cords Q-2, 22, 60
Ear Cushions H-121, 135, 137
Tips, Jacks H-115, 116; L-22, 23; N-3, 19; Q-60; R-1, 4
Volume Controls H-137
Hearing Aid Battery Testers F-61
Hearing Aid Capacitors K-21
Hearing Aid Chokes J-62
Hearing Aid Microphones E-44
Hearing Aid Sockets, Plugs N-7
Hearing Aid Tubes H-21
HEINTZ & KAUFMAN, LTD. ("Gammatron") H-19, 20
HICKOK ELECTRICAL INSTRUMENT CO. ..... F-35 to 38
HIPOWER CRYSTAL CO. H-100
Hookup Wire ..... Section Q
Horns and Trumpets ..... Section D; C-19
Adaptors and Connectors D-1, 31
Diaphragm Replacements D-1
Stands, Brackets, etc. D-2, 19, 31, 71
Units D-1, 19, 31, 41, 44, 55, 61
HOWARD RADIO COMPANY ..... E-74; H-141 to 144
HYGRADE SYLVANIA CORPORATION ..... B-5 to 10

— I —

I.F. Transformers ..... Section O; H-60, 88, 127
Ignition Cable ..... Section Q; H-123
Ignition Suppressors H-123; M-15, 23, 33, 36; Q-61; R-22
Indicators, Panel ..... H-108; L-43 to 45; R-2
Indoor Aerial Wire Q-24, 26, 37, 38; R-18
Indoor Antennas (Eliminators) H-121; R-16
Inductors (Coils) H-46, 47, 109, 127; O-55, 56
Clips H-40, 48
Input Transformers ..... Section J
Insulating Material H-39, 113, 127; N-2, 3; R-18
Insulators:
Antenna ..... H-48, 92; Q-1, 29, 36, 49 to 56, 64
Beads H-122, 127; N-2
Bowls and Bushings H-49, 92, 127; N-3; O-11; Q-51, 52
Cone H-49, 91, 110, 127; O-11; Q-63
Feeder Spreader H-48, 92; Q-64
Glass and Porcelain Q-1, 29, 36, 41, 51, 52, 56, 64
Nail-it Knobs Q-29, 56

Insulators (Con.) Page
Pyrex Q-51, 52
Screw-Eye Q-29, 36, 56
Standoff H-49, 91, 110, 122, 127; N-3; O-11; Q-52, 63
Strain, Airplane H-48, 92; Q-64
Thru-panel, Feed-thru H-49, 91, 110, 122, 127; N-3; O-11; Q-63, 64
Transposition H-48
Tubes H-48, 122; N-3; O-11; Q-52, 56
INSULINE CORPORATION OF AMERICA ("ICA") ..... H-111 to 124
Intercommunicators and Systems ..... C-18 to 34
Cable Q-2, 27, 28, 58
Reproducers D-12, 26, 31
Wireless C-19
Interference Analyzers K-44, 69, 82
Interference Filters H-121, 123, 127; K-14D, 29, 44, 68, 82; M-4, 6A, 25, 26; O-5, 10, 21, 25, 28
Interference Locators K-69
INTERNATIONAL RESISTANCE CO. ("IRC") ..... M-27 to 34
Inverters, Power, DC-AC ..... T-8 to 29
Inverters, Power, DC-DC T-8, 11, 14, 25
Inverters, Tuning Range H-146

— J —

Jacks and Plugs H-47, 115, 122; L-22; Q-62; R-1
Jacks, All Purpose H-110, 115; L-22
Jacks, Extension L-22, 23
Jacks, Tip H-115; L-22, 23; N-3; Q-60; R-1, 4
Jacks, Twin R-4
Jack Shields H-88
Jack Switches L-24
JACKSON ELECTRICAL INSTRUMENT CO. ..... F-18 to 16
JACKSON ELECTRO CORPORATION R-31, 32
JANETTE MANUFACTURING CO. T-13, 14
JENSEN RADIO MFG. CO. ..... D-19 to 26
Jewel Lights and Assemblies ..... H-108; L-43 to 46; R-2
JOHNSON COMPANY, E. F. ..... H-45 to 50
JONES, HOWARD B. ..... N-9 to 22

— K —

KAINER & COMPANY D-41, 42
KATO ENGINEERING CO. T-26
KENYON TRANSFORMER CO., INC. ..... J-51 to 56
Key-Operated Switches L-11
Keys and Practice Sets, Telegraph ..... H-65 to 80, H-121
Knife-Throw Switches H-116; M-6
Knobs, Pointers H-90, 108, 114; R-22
Set Screws, Springs, Felts R-22
KRAEUTER & CO., INC. ..... R-7 to 10

— L —

Lacquers, Enamels, Paints, Varnishes R-15, 17, 21, 56, 58
Lamp and Fixture Wire Q-26, 28, 37, 38, 57, 59; R-20
Lamps, Dial and Panel B-7, 8, 12, 14, 22; P-6
Lamps, Flashlight B-22
Lamps, Radio Bench and Service R-16
Lantern Batteries T-4
Lead-in and Ground Wire ..... Section Q
Lead-in Strips Q-29, 36, 56
Leatherette Fabric R-22
LECTROHM, INC. M-51, 52
LENZ ELECTRIC MFG. CO. ..... Q-19 to 24
LES LOGAN COMPANY ("Speed-X") H-75, 76
Lever-Action Switches L-11
Lighting Plants T-7, 26, 29
Lightning Arresters Q-29, 36, 41, 56
Line Ballasts H-122
Line Cord Resistors H-122; L-17; Q-26, 60
Line Voltage Regulators H-121; J-40, 64; L-17; M-17, 19, 23; R-31
Link Coils H-46, 47, 109, 127; O-55, 56
LITTELFUSE, INC. F-51, 52
Log Books G-12
L-Pads L-9, 18, 21; M-34
Lubricants E-70; R-17, 20, 56
Luggage Fabric R-22
Lugs, Terminal, Soldering H-47, 115, 118; M-6B; Q-2, 62; R-4, 16

— M —

Magic Eye Assemblies N-8
Magnet Wire Q-3, 26, 38, 59
Manuals, Service ..... Section G; E-38; H-57
Marine Radio Compass H-9
Marine Transmitter-Receivers ..... H-10 to 12
"Masco" Sound Systems and Accessories ..... C-71 to 74
Masonite Panels H-112

Page
Masts and Radiators, Aerial Q-41, 47, 48, 55; S-26
McELROY MANUFACTURING CORP. H-79, 80
McGRAW HILL BOOK CO., INC., Books G-13
Measuring Instruments ..... F-5 to 8, F-61, 62, 70
MEISSNER MANUFACTURING CO. ..... O-1 to 11
Metal Cabinets and Racks H-63, 64, 89, 103, 104, 111, 113
Metal Chassis, Panels, Plates H-64, 105, 106, 112
Metal Trim, Moulding, etc. H-113
Meter Cases H-63, 104, 111
Meter-Insertion Switches L-11
Meters, Panel F-5, 6, 8, 61, 70
Meters, Pocket F-7, 8, 62
Mica Condensers ..... Section K
Microammeters F-2, 5, 70
Microphones ..... Section E; C-73; D-60; H-121; O-16
Adapters and Connectors D-68; E-12, 17, 22, 34; H-110, 122; N-6, 30
Cable and Wire ..... Section Q; E-15, 42
Carbon Granules H-110; R-17
Plugs D-68; E-10; H-110, 115
Stands ..... Section E; C-17, 73; D-32, 73; H-110
Switches E-10, 17, 21, 43; N-6
Transformers ..... Section J; C-58; E-8, 17, 42
MILLEN MFG. CO., INC., JAMES ..... H-125 to 128
MILLER COMPANY, J. W. ..... O-21 to 28
MILLER MFG. CO., M. A. ("Clarion-Dynamic") E-73
Milliammeters F-2, 5, 8, 61, 70
Miniature Lamps B-7, 8, 12, 14, 22
Modulation Monitors F-2
Morse Code Records H-121
Motors, Phonograph ..... E-27 to 30, 37, 52
Motor-Starting Capacitors ..... K-29, 51 to 58; M-24 to 26
Motor-Starting Capacitor Selectors K-51, 82
MUELLER ELECTRIC CO. T-5, 6
Multimeters and Multitesters ..... Section F
Multiple Conductor Cable Q-6, 22, 27, 37
MUTER COMPANY ..... M-5 to 8

— N —

Nail-it Knobs Q-29, 56
Name Plates H-106, 107, 114
NATIONAL COMPANY, INC. ..... H-81 to 99
NATIONAL UNION RADIO CORP. B-21, 22; H-62
Needles, Cutting (Styli) ..... E-36, 48, 58, 64 to 74
Needles, Playback, Phono ..... E-36, 48, 52, 58, 66 to 74
Needle Sharpener E-69
Neutralizing and Aligning Tools H-108, 119, 120; N-8; R-3, 16
Neutralizing Condensers H-38, 46, 57, 83, 102, 126
Noise Silencers, Filters, Eliminators H-121, 123, 127; K-14D, 29, 44, 68, 82; M-4, 6A, 25, 26; O-5, 10, 21, 25, 28
Noise Suppressors, Auto H-123; M-15, 23, 33, 36; Q-61; R-22
Nut Drivers, Wrenches R-27, 28, 49, 54
Nuts, Screws, Washers H-118; R-3, 4, 16

— O —

OHMITE MANUFACTURING CO. ..... M-1 to 4
Ohmmeters ..... Section F
Oscillator Coils ..... Section O; H-60, 88, 109, 127
Oscillators, Audio F-9, 16, 21
Code Practice H-79, 88, 106, 121
Phono O-10
Test ..... Section F
Oscillographs, Oscilloscopes ..... Section F; H-94
Cabinets H-104
Kits J-82
Output Meters F-6, 69

— P —

P.A. Systems, Amplifiers ..... Section C
Controls L-9, 14, 18, 21; M-17, 29, 34
Kits H-106; J-74
Padding Condensers H-60, 83, 102, 122, 126
Paging and Call Systems ..... C-18 to 34
Paints, Enamels, Lacquers, Varnishes R-15, 17, 21, 56, 58
Panel Bearings, Assemblies H-49, 106, 117, 126; Q-63
Panel Boring Tools H-120; R-51
Panel Indicators ..... H-108; L-43 to 46; R-2
Panel Instruments ..... F-5 to 8; F-61, 70
Panel Lamps B-7, 8, 12, 14, 16, 22; P-6
Panels, Brackets, Metal H-64, 105, 106, 112
Bakelite H-112; R-18
Masonite H-112
Panels, Meter H-88, 105, 112
Parasitic Suppressors M-4, 33
PARK METALWARE CO., INC. ("XceLite") ..... R-27 to 30
PAR-METAL PRODUCTS CORP. H-63, 64
PHILMORE MANUFACTURING CO. O-15, 16
Phone Cords Q-2, 22, 60
Phone Headsets ..... H-121, 135 to 137; O-15
Phone Plugs, Connectors D-68; E-10; H-110, 115, 116, 137; L-22; N-6, 19; R-1
Phone Tips, Jacks H-115, 116; L-22, 23; N-3, 19; Q-60; R-1, 4
Phonographs, Record-Players A-2; C-15, 16, 45
Amplifiers C-3, 16, 57, 66, 71, 72
Attachments (Converters) C-15; E-37, 38; H-122
Cases, Cabinets C-18; E-12B, 52
Motors, Turntables, Units ..... C-15; E-27 to 30, 37, 52
Needles ..... E-36, 48, 52, 58, 66 to 74; R-20
Oscillators O-10
Parts and Accessories E-37, 38, 66, 69; H-122; R-20, 56
Record-Changers C-16; E-30, 37, 51
Phosphor Bronze Cable Q-30, 56
Photo Cells B-25; H-24, 32
Photo Electric Units ..... U-1 to 3
Pickups E-18, 23, 24, 35, 36, 37, 51
Adapters H-122
Replacement Cartridges E-18, 24
Tone Equalizers E-24, 35
PIONEER GENEMOTOR CORPORATION T-7, 8
"Plaque" Resistors H-33
Pliers ..... R-7 to 9, 30, 53, 54
Plug-in Coils H-60, 109, 117, 127
Plug-in and Prong Base Condensers K-4, 17, 38, 81
Plug-in Transformers J-56
Plugs and Jacks H-47, 115, 122; L-22; Q-62, R-1
Plugs and Receptacles ..... Section N
Plugs and Sockets ..... Section N
Plugs, Aircraft, Army-Navy N-7, 35, 36
Plugs, Rubber Q-29; R-18
Plugs, Snap Button-Hole R-16
Pocket Meters F-7, 8, 62
Pocket Testers F-51; H-120; R-16; T-6
Potentiometers L-21; M-17
Power Cords H-122; L-17; Q-26, 60
Power Level Indicators F-6, 69
Power Plants T-7, 26, 29
Power Plugs, Connectors, Receptacles ..... Section N
Power Supplies, Packs ..... H-99; J-74B; T-9 to 29
Power Switches H-107, 114; R-18
Power Transformers ..... Section J
Practice Sets, Telegraph H-65, 67, 68, 76, 79, 121
Pre-amplifiers for Amplifiers C-14, 57
Pre-amplifiers for Receivers H-142, 146
PRECISION APPARATUS CORPORATION ..... F-75 to 78
Precision Resistors M-2, 21, 34
"Premax" Antenna Equipment ..... Q-47 to 50
Preselector Coils O-5, 10, 23
Preselectors, Signal Boosters H-142, 146; O-10, 23
PRESTO RECORDING CORP. E-47, 48
Punches:
Chassis H-120
Pin, Center, Prick R-10
Rivet, Eyelet H-120; R-19
Socket H-120; N-4; O-8
Staple R-55
Push and Push-Button Switches H-94, 107, 114; L-11, 24; M-6; R-18
"Pyrex" Insulators Q-51, 52

— Q —

QUAM-NICHOLS COMPANY D-59, 60

— R —

Racks, Relay H-63, 103
RACON ELECTRIC COMPANY ..... D-1 to 7
RADIART CORPORATION S-19, 20, 25, 26; T-23, 24
RADIO CITY PRODUCTS CO. ..... F-45 to 48
"Radiola" Receivers A-1, 2
RADIO MFG. ENGINEERS, INC. ("RME") ..... H-145 to 150
RADIO & TECHNICAL PUBLISHING CO. G-1, 2
"Radiotron" Receiving Tubes B-1
RAULAND CORP. (Rauland-Webster) C-27, 28
RAYTHEON PRODUCTION CORP. B-11, 12; H-21, 22
RCA MFG. CO., INC. ..... B-1, 2, 23; E-37, 38; F-9 to 12; H-23, 24
Reactors, Audio J-3, 54, 64, 76
READRITE METER WORKS F-7, 8
Receivers:
Battery, Farm O-3, 16
Communication, Amateur ..... H-1 to 14, 59, 95 to 98, 141 to 150, 159, 160; O-9
Crystal H-121; O-15
Kits O-1, 2, 3, 9, 16
Transceivers H-6, 61, 74; O-9
Receptacles and Plugs ..... Section N

Page
Record-Changers, Automatic ... C-16; E-30, 37, 51
Cabinets, Cases ... E-12B, 52
Record Cleaners and Lubricants ... E-70; R-20, 56
Record Players ... A-2; C-15, 16, 45
Parts, Accessories ... E-37, 38, 66, 69; H-122; R-20, 56
Recorders ... C-68; E-4, 47, 48, 61 to 64
"Chip Chaser" ... E-58
Discs ... E-4, 48, 57, 64, 65, 74
Heads ... E-4, 18, 24, 26, 36
Mechanisms ... E-4, 30, 49, 50, 62, 64
Monitor Meters ... E-49
Motors, Turntables, Assemblies ... E-4, 30, 48, 62
Needles, Styli ... E-36, 48, 58, 64 to 74
Recoating Service for Aluminum Discs ... E-48
RECORDISC CORPORATION ... E-65, 66
Refrigerator Cabinet Patching Kits ... R-21, 58
REGAL AMPLIFIER MFG. CORP. ("Tokfone") ... C-19 to 22
REK-O-KUT CORPORATION ... E-49, 50
Relays ... F-6; H-34, 41, 42, 151 to 156; L-23; M-6A; O-11
Relays, Photo Electric ... H-32A; U-1, 2
Remote Control for Amplifier Aperation ... C-18
Remote Control Units, Auto ... P-3 to 6
Resistance Analyzers, Indicators ... K-69; M-6
Resistance Decades ... M-6B
Resistors:
Adjustable ... Section M; K-47, 48, 70; L-16
Fixed ... Section M; H-33; K-48, 70; L-8, 14, 15, 16, 22
Line Cord ... H-122; L-17; Q-4, 26, 60
Precision ... M-2, 21, 34
Resistor Tubes (Ballasts) ... B-5, 12; L-17; M-7, 8, 13, 14
R.F. Chokes ... H-48, 57, 60, 89, 107, 117, 127; M-4, 51; O-8, 11, 28
R.F. Coils ... Section O; H-60, 117
Rheostats ... H-33; L-8, 17, 21; M-1, 4, 17, 33
RIDER, JOHN F., Books and Manuals ... G-3 to 6
Rivets, Eyelets ... H-118; R-19
Punches and Tools ... H-120; R-19
"RME" Receivers ... H-145 to 150
Rotary Converters ... T-8, 13, 14, 17, 26, 29
Rotary Switches ... H-107, 114; L-11, 17, 22, 24; M-18; N-7; O-8, 11; R-18
Rubber Cement ... R-57
Rubber Grommets, Bumpers ... H-118; N-8; R-4; 16, 18
Rubber Plugs ... Q-29; R-18

— S —

SANGAMO ELECTRIC CO. ... K-35, 36
Saws and Blades ... R-12
SCHOTT CO., WALTER L. ("Walaco") ... R-55 to 58
Scotch Tape ... R-18
Scratch Removers, Polishes ... R-21, 57
Screw Drivers ... Section R; H-120
Neutralizing and Alignment ... H-108, 119; R-3, 16
Offset ... R-10, 48
Screw-eye Insulators ... Q-29, 56
Screws, Nuts, Washers ... H-118, R-3, 4, 16
SELECTAR MFG. CORP. ... D-68
Selector Switches ... F-8; L-10, 11, 12; M-18; O-27; R-18
Service Aids, Miscellaneous ... Section R
Service Manuals ... Section G; E-38; H-57
Set Analyzers ... Section F; O-3
Shaft Couplings, Extenders, Reducers ... H-49, 57, 86, 107, 117, 118; Q-62; R-4
Shafts, Flexible ... H-48, 86, 107; Q-64
Shielding, Copper, Braid ... Q-3, 21, 24, 25, 37, 61
Shields, Aluminum ... H-89, 113, 127; R-20
Coil ... H-88, 89, 113
Jack ... H-88
Tube ... H-89, 113, 127
Shields and Shield Cans ... H-88, 89, 104, 105, 127; O-8
Shims, Speaker ... R-15, 16
SHURE BROTHERS ... E-13 to 18
Signal Calibrators ... H-8, 106, 128; O-3
SIGNAL ELECTRIC MFG. CO. ... H-65, 66
Signal Generators, Oscillators ... Section F
SIMPSON MFG. CO., MARK ("Masco") ... C-71 to 74
Sleeving, Coated, Saturated ... H-113; Q-26; R-18
Slide-Type Switches ... H-116; L-27; M-18; R-18
Snips, Steel ... R-54
Sockets and Plugs ... Section N
For crystal holders ... H-57, 127; N-3, 8
For dial lights, miniature lamps ... L-46; N-8; R-2
For prefocused lamps ... N-7
For vibrators ... N-4
For transmitting tubes ... H-47, 91, 107, 117, 127; N-4; O-11; Q-64
Panel, Sub-panel ... H-92, 107, 117, 127; N-4, 5; O-8; R-22
Wafer ... H-47, 58, 91, 117
Socket Punches ... H-120; N-4; O-8
Socket Selectors ... F-69
Socket Wrenches ... H-120; R-2, 16, 29
SOLAR MANUFACTURING CORPORATION ... K-15 to 31
Soldering Irons ... H-120; Q-2; R-5, 6, 13, 14, 31 to 41
Non-stick Compounds ... R-17
Rheostats, Control ... L-18; M-1
Stands, Heat Controls ... R-6, 14, 41
Tips, Replacement ... H-120, R-18
Soldering, Terminal Lugs ... H-47, 115, 118; M-6B; Q-2, 62; R-4, 16
Solvents, Thinners ... R-15, 57
Sound Systems ... Section C
Spaghetti Tubing ... H-113; Q-26; R-18
Spark Plug Suppressors ... H-123; M-15, 23, 34, 36; Q-61; R-22
Speakers ... Section D
Baffles, Cabinets, Enclosures ... Section D; C-16, 73; E-12B; H-94
Cable ... Section Q
Carrying Cases ... C-18, 58; D-31; E-12A; H-64, 104, 111
Cement, Repair ... R-15, 57
Extension Cords ... Q-22, 60
Field Supplies ... C-58; D-11, 24, 55
Grille Cloth ... R-21, 56
Horns and Trumpets ... Section D; C-19
Networks ... D-20, 46
Plugs ... N-5
Projectors ... Section D
Reproducers ... D-12, 21, 26, 51, 53, 60
Shims ... R-15, 16
Stands ... D-19, 31, 44, 71
Speaker Testers ... D-13
SPEEDWAY MANUFACTURING CO. ... R-45, 46
"Speed-X" Keys ... H-75, 76
SPRAGUE PRODUCTS COMPANY ... K-61 to 70
Springs for Knobs ... R-22
STANDARD ARCTURUS CORP. ... B-15, 16
STANDARD TRANSFORMER CORP. ("Stancor") ... J-57 to 74A, T-17, 18
Staple Driver ... R-55
Staples and Tacks, Insulated ... Q-29; R-16, 55
Stepdown Transformers ... J-40, 63, 64, 82
STERLING MANUFACTURING CO. ... F-61, 62
STEWART MFG. CORP., F. W. ... P-5, 6
STRUTHERS-DUNN, INC. ("Dunco") ... H-41, 42
Student Midget Receiver Kits ... O-1, 16
Suppressors, Noise ... H-121, 123, 127; K-14, 29, 44, 68, 82; M-4, 6A, 25, 26; O-5, 10, 21, 25, 28
Auto Ignition ... H-123; M-15, 23, 33, 36; Q-61; R-22
Suppressors, Parasitic ... M-4, 33
SUPREME INSTRUMENTS CORP. ... F-19 to 22; R-42
SUPREME PUBLICATIONS, Books and Manuals ... G-14
Switches ... Section L
Band ... H-20, 108; M-4; O-55, 56
Jack ... L-24
Key-Operated ... L-11
Knife-Throw ... H-116; M-6
Lever Action (Low Capacity) ... L-11
Meter Insertion ... L-11
Microphone ... E-10, 17, 21, 43; N-6
Power ... H-107, 114; R-18
Push, Push-Button ... H-94, 107, 114; L-11, 24; M-6; R-18
Rotary ... H-107, 114; L-11, 17, 22, 24; M-18; N-7; O-8, 11; R-18
Selector ... F-8; L-10, 11, 12; M-18; O-27; R-18
Slide-Type, Snap ... H-116; L-27; M-18; R-18
Spring-Return ... L-11
Tap ... L-22; N-7; O-8
Tone ... L-10, 11, 18
Toggle ... H-107, 114; R-18
Universal ... L-10
"Sylvania" Tubes and Lamps ... B-5 to 10

— T —

Tacks and Staples, Insulated ... Q-20; R-16, 55
"Taco" Antenna Equipment ... Q-41, 42
TALK-A-PHONE MFG. CO. ... C-29, 30
Tape, Friction, Scotch, Adhesive ... R-18
TAYLOR TUBES, INC. ... H-15, 16
TECHNICAL APPLIANCE CORP. ("Taco") ... Q-41, 42
Telegraph Keys & Practice Sets ... H-65 to 80; H-121
Buzzers ... H-65, 67, 76
Cord and Wedge ... H-68
Keying Unit ... H-80
Signal Recorder ... H-80
Tape Puller ... H-80
Television Antennas and Systems ... H-50; Q-41, 55
Television Books & Manuals ... G-13
Television Capacitors ... K-24, 46
Television Testers ... Section F
Television Tubes ... B-12, 15; H-22, 23, 24
Terminal Clips, Plates, Strips ... H-92, 116, 127; M-6B; N-14 to 21, N-84; O-27; R-4
Terminal Lugs ... H-47, 115, 118; M-6B; Q-2, 62; R-4, 16

Page
Test Adapters and Plugs ... N-8
Test Clips ... H-115; Q-29, 60; T-5, 6
Test Leads ... H-108, 119; Q-28, 60; R-3
Test Oscillators ... Section F
Test Prods, Handles ... H-116; Q-60; R-3
Test Prod Wire ... Q-3, 25, 26, 37, 38, 60
Testing Instruments, Analyzers ... Section F
Appliance ... F-4, 6, 36, 48
Battery ... F-2, 19, 62, 65, 67
Condenser (Capacitor) ... F-14, 68; K-14C, 27, 28, 50
Condenser-Resistor ... K-27, 28, 69, 82
Dynamic Demonstrator ... F-10
Free-Point ... F-3, 4, 7, 8
Industrial Circuit ... F-16, 68, 76, 77, 78
Multimeters, Multitesters ... Section F
Oscillators, Signal Generators ... Section F
Oscillographs, Oscilloscopes ... Section F; H-94
Pocket "Tattlelites," etc. ... F-51; H-120; R-16
Socket Selectors ... F-69
Television ... F-3, 11, 38, 66, 78
Tube Chart Units, Replacement ... F-46
Tube Checkers, Testers ... Section F
Vibrator ... F-2
Thermo Ammeters ... F-6
THORDARSON ELECTRIC MFG. CO. ... C-55 to 58; J-75 to 82
"Time Signal" Coil Kit ... O-4
Toggle Switches ... H-107, 114; R-18
"Tokfone" Call Systems, Amplifiers ... C-19 to 22
Tone Controls ... L-5, 6, 7, 13; M-27, 28, 29
Auto ... L-7, 14; P-3, 6
Tone Switches ... L-10, 11, 18
Tool Cases, Pocket ... R-15
Tools ... Section R; H-66, 120
Neutralizing and Alignment ... H-108, 119, 120; N-8
R-3, 16
T-Pads ... L-9, 18, 21; M-34
Transceivers, 2½ Meter ... H-6, 61; J-74; O-9
TRANSFORMER CORP. OF AMERICA ("Clarion") ... C-31 to 34
Transformers ... Section J
Exact Duplicate ... J-72
Plug-in Type (with tube bases) ... J-56
Transmission Line Cable ... Section Q; N-1
Transmitters ... H-6 to 12; H-93, 99
Accessories and Foundation Units ... H-40, 99, 106, 125
Kits ... C-55; H-106; J-73, 74
Modulator Units ... H-94; J-41
Speech Amplifiers ... H-14, 93, 106; J-74
Transceivers, 2½ Meter ... H-6, 61, 74; O-9
TRIMM MANUFACTURING CO., LTD. ... H-137
Trimmer Condensers ... H-57, 60, 102, 126; K-29; L-8
TRIPLETT ELECTRICAL INSTRUMENT CO ... F-1 to 6
Trumpets and Horns ... Section D; C-19
Tube Adapters, Plugs ... H-122; N-8
Tube Clips and Caps ... H-47, 91, 110, 113, 116, 117, 127; N-8; Q-64; R-2; T-6
Tube Shields ... H-89, 113, 127
Tube Testers ... Section F
Tube Tester Transformers ... J-10, 63
Tubes:
Cathode Ray ... B-5; F-60; H-24, 32
Diathermy ... H-16 to 32
Hearing Aid ... H-21
Industrial and Special Purpose ... B-25, 26; H-16 to 32, H-62
Photo Cell ... B-25; H-24, 32
Receiving ... Section B
Resistor (Ballast) ... B-5, 12; L-17; M-7, 8, 13, 14
Television ... B-12, 15; H-22, 23, 24
Transmitting, Amateur ... H-15 to 31, H-62
Tubing, Flexible Varnished ... H-113; Q-26, 59
Tuner Kits ... H-88; O-3, 24
Tuners, FM-AM ... H-13; O-4
TUNG-SOL LAMP WORKS, INC. ... B-13, 14
Tuning Dials ... H-90, 106, 113, 126; O-8, 11
Tuning Units, Assemblies ... H-57, 88; O-4
Tuning Units, Auto Control ... P-3, 6
Tuning Wands ... R-3
TURNER COMPANY, THE ... E-43, 44
Turntables and Motors, Phono ... E-27 to 30, 37, 52

— U —

UNITED ELECTRONICS CO. ... H-17, 18
UNITED TRANSFORMER CORP. ("UTC") ... J-31 to 42
Universal Adapters ... H-122; N-8
UNIVERSAL MICROPHONE CO., LTD. ... E-3, 4
UNIVERSITY LABORATORIES ... D-61, 62
UTAH RADIO PRODUCTS CO. ... D-51 to 55; J-1 to 4; L-21 to 24; M-37, 38; S-35, 36
UTICA DROP FORGE & TOOL CORP. ... R-53, 54

— V —

Page
VACO PRODUCTS COMPANY ... R-47 to 49
Vacuum Cleaner Belts ... R-20
Variable Condensers ... See "Condensers"
Varnishes, Lacquers, Paints, Enamels ... R-15, 17, 21, 56, 58
Varnished Tubing, Flexible ... H-113; Q-26, 59
VASCO ELECTRICAL MFG. CO. ... R-39, 40
Vibration Pickups, Microphones ... E-22, 25
Vibrator Power Packs ... T-11 to 25
Vibrators ... S-19, 20, 35, 36; T-22
Vibrator Testers ... F-2
Vibrator Transformers ... J-58, 80
VIBROPLEX COMPANY ... H-77, 78
"Victor" Receiving Tubes ... B-23
Voltage Regulators, Automatic ... H-121; L-17; M-17, 19; R-31
Voltage Regulator-Transformers ... J-35, 40, 63, 64, 82
Voltmeters ... Section F
Voltohmmeters ... F-7, 11, 68, 69
Volt-ohm-milliammeters ... F-2 to 8, F-38, 69
Volume Controls ... Section L; M-17, 27 to 30
Auto ... L-7, 14; M-30; P-3, 6
P. A., etc. ... L-9, 14, 21; M-17, 27, 28, 29, 34
Volume Control Wrenches ... H-120; R-2

— W —

Wafer Sockets ... H-47, 58, 91, 117
"Walco" Discs and Needles ... E-71, 72
Wall Plates, Receptacles, Assemblies ... Section N
"Walsco" Service Aids ... R-55 to 58
WARD LEONARD ELECTRIC CO. ... H-33, 34; M-19, 20
Wattmeters ... F-6, 36
Wave Traps ... E-38; H-127; O-5, 25
Wax Filler ... R-17
Wax, Floor ... R-21
WESTINGHOUSE ELECTRIC MFG. CO. ... H-31, 32; U-3
WESTON ELECTRICAL INSTRUMENT CORP. ... F-65 to 70
Window Cleaner Compound ... R-20
Wire and Cable ... Section Q
Antenna Wire and Cable ... Section Q; H-48, 50
Auto Radio Wire and Cable ... Q-3, 21 to 26, 37, 61
Battery Cable ... Q-23, 27, 37, 58
Bell Wire ... Q-26, 38, 57
Bus-Bar Wire ... Q-29, 59
Communicating System Cable ... Q-2, 27, 28, 58
Coaxial Cable ... N-1; Q-3
Dial Cable, Belts ... Q-28, 59; R-19, 55
Electrical Extension Cords ... Q-26, 59; R-18
Fixture, Service Wire ... Q-26, 28, 37, 38, 57, 59; R-20
Guy Wire ... Q-26, 55
Headphone Cords ... Q-2, 22, 60
Hookup Wire ... Q-3, 19 to 28, 38, 57; R-20
Indoor Aerial Wire ... Q-24, 26, 37, 38; R-18
Lead-in and Ground Wire ... Q-1, 3, 21 to 29, 36 to 38, 57
Magnet Wire ... Q-3, 26, 38, 59
Microphone Cable ... E-15, 42; Q-3, 22, 24, 27, 37, 58
Multiple-Conductor Cable ... Q-3, 22, 27, 37
Phosphor Bronze Aerial Wire ... Q-30, 56
Resistance Cords ... H-122; L-18; Q-26, 60
Shielding, Copper, Braid ... Q-3, 21, 24, 25, 37, 61
Speaker Cable ... Q-2, 3, 23, 27, 37, 58
Speaker Cords ... Q-22, 60
Test Prod Wire ... Q-3, 25, 26, 37, 38, 60
Transmission Line Cable ... Section Q; N-1
Tubing, Flexible Varnished ... H-113; Q-26, 59
WIRT COMPANY ... M-15 to 18
World Maps ... G-8, 12
World Time Indicators ... G-2
WORNER PRODUCTS CORP. ... U-1, 2
Wrenches
Neutralizing and Alignment ... H-108, 119; R-3, 16
Socket ... H-120; R-2, 16, 29
Steel ... R-54
Volume Control ... H-120; R-2
WRIGHT DeCOSTER, INC. ... D-9 to 14

— X —

"XceLite" Tools ... R-27 to 30