

November 19, 2011 – Volume 49, Number 11 – Edition 1553 – ISSN 899-9733

Happy Thanksgiving from DX Monitor!

FROM THE EDITOR-IN-CHIEF

Andrew Brade of Medium Wave Circle asked a question to me about KMOX 1120 turning off their digital service ("HD" format) during Cardinals baseball games. The switching off of digital service is at the request of the St. Louis Cardinals. Their previous flagship station, KTRS 550, broadcasts its entire schedule in analog format. KMOX does not turn off its digital service for the Blues hockey games, however. I don't know if Major League Baseball has similar restrictions on the digital broadcasts of the play-by-play of the other 29 teams. The latest Technical Column is in this issue. If you haven't entered our Letterama contest, there's plenty of time to do so. Information can be found in Volume 49, Number 1 of DXM, or contact Nancy Johnson at the E-mail and/or postal address listed in WDXR. The Letterama update will be in the next issue. You will notice that the type size is a tad smaller for the columns; that's because I needed to shoehorn the Technical Column (including the 19 pictures) in order to stay within 16 pages for this issue. Thanksgiving is just around the corner!

***** JUST RELEASED *****

***** IRCA Mexican Log, 16th Edition (Winter 2011) *****

The **IRCA MEXICAN LOG** lists all AM stations in Mexico by frequency, including call letters, state, city, day/night power, slogans, schedule in UTC/GMT, formats, networks and notes. The call letter index gives call, frequency, city and state. The city index (listed by state, then city) includes frequency, call and day/night power. The transmitter site index (listed by state, then city) tabulates the latitude and longitude of transmitter sites. This is an indispensable reference for anyone who hears Mexican radio stations. Size is 8 1/2" x 11".

Prices: IRCA/NRC members – \$9.50 (US/Canada/sea mail), \$11.50 (México), \$12.50 (rest of the world). Non-IRCA/NRC members – add \$2.00.

To order from the IRCA Bookstore, send the correct amount to: IRCA BOOKSTORE, 9705 MARY NW, SEATTLE WA 98117-2334 (PayPal [add \$1.00] email: phil_tekno@yahoo.com). Please state club affiliation when ordering.

CONVENTION BIDS

It's that time of year again; time to think about submitting a bid for the 2012 IRCA Convention. If you're interested in bidding for next year's IRCA Convention, please contact Lee Freshwater for more information as soon as you can. The mailing and E-mail addresses are in the Broadcasting Information and Eastern DX Roundup columns. The deadline has been extended for bids.

MIDWEST DXers FACEBOOK PAGE

The IRCA is not the only group of DXers that has set up a Facebook page; I have also set up a Facebook page for Midwest DXers, called *Midwest DXers on Facebook*. It is a group that's not only interested in DXing the AM BCB, but also the FM BCB, analog and digital television, shortwave and the NOAA Weather Radio bands (162.400-162.550 MHz). The group is open to DXers either living in, or have lived in, Arkansas, Illinois, Indiana, Iowa, Kansas, Michigan, Minnesota, Missouri, Nebraska, North Dakota, Ohio, Oklahoma, South Dakota and Texas. Just enter "Midwest DXers" into the search bar on Facebook, and select "Midwest DXers on Facebook".

BROADCASTING INFORMATION

Lee J Freshwater – 414 SE 3rd St – Ocala FL 34471

Email: EDXR-at-AMLOGBOOK-dot-COM

CALL CHANGES

FREQ	CALL	CITY	NEW CALL
1210	KTBK	Auburn-Federal Way, WA	KMIA

FORMAT CHANGES

FREQ	CALL	CITY	OLD INFO	NEW INFO
880	WMDB	Nashville, TN	Talk	Spanish AC
930	WHON	Centerville, IN	Talk	AC
940	KOBY	Cedar City, UT	????	Reported Silent
1030	WNOW	Mint Hill, NC	ESPN SS Sports	SS Religion
1210	KTBK	Auburn-Federal Way, WA	SS Oldies	SS HITS
1260	WCLC	Jamestown, TN	S. Gospel / Rel.	Reported Silent
1440	KPTO	Pocatello, ID	????	Reported Silent
1470	KNFL	Tremontion, UT	????	Reported Silent
1490	KOGN	Ogden, UT	????	Reported Silent

SLOGAN – IMAGE CHANGES /Updates

880	WMDB	Nashville, TN	"El Sol 880"
930	WHON	Centerville, IN	"The Point"
1030	WNOW	Mint Hill, NC	"Poder Cristiana"
1140	KHTK	Sacramento, CA	"1140 The Fan"
1210	KTBK	Auburn-Federal Way, WA	"Latino 1210"

F.C.C. FINES

\$25,000.00 FINE TO Spirit Broadcasting, Inc. Licensee of Station WGTM (AM) Wilson, North Carolina for failure to maintain operational Emergency Alert System equipment; failure to enclose an antenna tower, and failure to maintain and make available a public inspection file. On July 15, 2011, the Enforcement Bureau's Norfolk Office issued a Notice of Apparent Liability for Forfeiture in the amount of \$25,000 to Spirit. WGTM did not file a response to the notice.

LISTINGS COURTESY OF THERADIOJOURNAL.COM, 100000WATTS.COM, **F.C.C. DAILY DIGEST**, [AMLOGBOOK dot COM](http://AMLOGBOOK.COM)

INDIVIDUAL MEMBER AND CONTRIBUTOR LISTINGS:

FROM: RADIO INFO DOT COM The Osgood File signs a long term deal with Dial Global It's the longest running news/talk feature on radio. The Osgood File is currently heard four times daily on more than 350 radio stations nationwide, including all top 25 markets. Dial Global announces they will continue to be the distributor of The Osgood File, signing a new multi-year agreement. Host Charles Osgood says, "My producer Ray Bassett and I are delighted to continue our regular morning radio visits with millions of Americans from coast to coast, then riding along with them as they drive to work. I consider myself lucky to do what I love while working with some of the best people in the business at CBS News and Dial Global." Osgood also hosts the #1 Nielsen rated Sunday morning TV news program, CBS Sunday Morning - a job he took over following the death of the show's founder, Charles Kuralt.

FROM: RADIO INFO DOT COM Nashville's WMDB (880) is now "El Sol" That's the second format change this year at WMDB, counting the January flip to black talk as "Big Mouth." Now the Rev. Al Sharpton's daily talkshow is gone, replaced on the Davidson Media station by Spanish El Sol. It's a sister to regional mexican WNVL at 1240. WMDB had previously been in an LMA, and it's not clear who's behind the new format

FROM : ALL ACCESS Cumulus Downsizing Personnel In Detroit, Colorado Springs, Providence Clusters It has been confirmed that CUMULUS MEDIA is downsizing personnel in at least two markets TODAY.. So far, ALL ACCESS has gotten the names of some, but not all of the staffers let go in DETROIT and COLORADO SPRINGS. In DETROIT, Hot AC WDVD nights SCOTT VERTICAL, overnigher JEANMARIE PAVOL, Traffic reporters CHERYL DUYCK and MARIE SORAGHAN (traffic), MARK MITCHELL in Production, KELLY in Promotions, MARTHA in Accounting have left the building, as have sister Talk WJR-A on-air reporter JOHN McCULLOCH, anchors DONNA BARBERA and DAYNA CLARK, and engineer KEVIN HAWLEY.. In COLORADO SPRINGS, Top 40 KKMg nights (and cluster nights operations) DJ MICHAELS, Classic Rock KKFm morning show producer CHUCK SQUIRE, Country KATC morning host UNCLE STEVE, and News/Talk KVOR-A morning news DAVID JOHN MCCOY, reporter JACKIE CRADDOCK and studio producer SASHA VACCARO. In PROVIDENCE, GOLOCALPROV.COM is reporting that Talk WPRO-A-WEAN Digital Reporter BOB PLAIN and evening producer TONY CORNETTA were let go among up to 12 at

the cluster getting fired. More names are expected to surface in the three markets (EDITORS NOTE: I talked to EX WJR Chief Kevin Hawley shortly after the axe fell. It is a shame. That's all I can say)

FROM: RADIO INFO DOT COM Seattle's all-sports KJR-AM (950) adds a South Sound FM simulcast Clear Channel seeks a competitive advantage against local sports rival KIRO-AM (710), owned by Bonneville. KJR-AM and KIRO-AM are tied at identical 3.5 shares in the latest October Arbitron PPMs, ranked by age 6+ AQH shares. The answer? Clear Channel shelves the "Q Country" format on Centralia, Washington-licensed KNBQ (102.9) to begin simulcasting KJR-AM. That doesn't affect the station already known as KJR-FM, "Oldies 95.7." Clear Channel says "The simulcast will increase 950 KJR's reach and will cover many areas of the South Sound including Tacoma, Spanaway, Rochester, Port Orchard, Bremerton, Olympia, Graham, Orting, Gig Harbor, Eatonville, Lacey and Tenino." Clear Channel already operates a South Sound all-sports station: Tacoma-licensed KHHO.

FROM RADIO JOURNAL NAB to study AM interference. Broadcasters on the "senior band" know that it's getting harder to ensure a listenable signal across the same areas AM stations served a generation ago. Texas Bryan Broadcasting VP/GM Ben Downs says much of the blame belongs to a new generation of technology that interferes with AM reception. "Things like LED traffic lights, computers and the chargers for all our new digital devices cause havoc in the AM band," he says. "Put your iPhone next to your clock radio when it's charging and it'll wipe out all but the strongest stations." Downs was among several AM operators who lobbied the NAB Radio Board to study ways to keep AM radio viable for at least another decade. The board approved the plans for the study last week. "We're going to evaluate some incremental and radical ideas and see if there's an opportunity to begin re-building AM to keep the stations healthy in the near and distant future."

FROM: RADIO JOURNAL Unbuilt Las Vegas AM wants more power. When Eastern Sierra Broadcasting was granted a construction permit last year for what's now known as KCWK, North Las Vegas, NV (1430), we noted an unusual distinction about this new signal: uniquely among all AMs in the United States, it will be just 30 kHz away from another AM licensed to the same community, KSHP (1400). Now KCWK is changing plans and upping the ante – after being granted a CP for 5-kw daytime in North Las Vegas, it's applying to go all the way to 50-kw daytime, but with a city of license of Laughlin, 100 miles south of Sin City. The reworked KCWK would transmit from a four-tower array in a remote desert site west of Laughlin near the California border, using a tight directional pattern aimed north at Las Vegas and covering most of the big city with a 2 mV/m signal. (Even so, the new 50-kw 2 mV/m contour will encompass fewer potential listeners than the original 5-kw signal would have covered.) The new KCWK would drop to 310 watts at night, with a different pattern aimed at Laughlin and away from Las Vegas.

FROM: RADIO JOURNAL America's oldest AM towers come down. When Boston's WBZ just celebrated its 90th anniversary in September, it took pride in its physical heritage: the original towers atop the Westinghouse plant in East Springfield, 90 miles away, were still standing after all those years. Those rooftop towers supported the long wire antenna for WBZ from 1921 until 1931, when the station's main transmitter moved to Boston. And they remained in use for a synchronized satellite station, WBZA, until 1962 – and remained standing until Saturday. That's when a demolition crew began tearing down the long-abandoned Westinghouse buildings, which will be replaced by a shopping center. Now owned by CBS Radio, WBZ paid tribute to the old towers the day they came down: its "mobile newsroom" was in the parking lot, where station engineers helped to operate a special-event amateur radio station with the callsign W1Z, using an antenna strung between the old towers. (What's the oldest site still extant? We believe it's the original 1924 transmitter building for Minneapolis' WCCO, which is now used for storage.)

Contributors:

Dale Park, Honolulu HI and your editor !!

11/12/11 0800. 73's. fresh

WESTERN DX ROUNDUP

Nancy Johnson – 265 Waterton Way – Billings MT 59102-7755
E-mail: NancyJohnson@prodigy.net

WDXR DEADLINES: Nov. 25, Dec. 2, Dec. 9, Dec. 16, Dec. 23, Dec. 30. Please use Eastern Time.

REPORTERS FOR THIS ISSUE:

- (RB) **Rick Barton**-Box 1804-El Mirage, AZ 85335 **desertmoon_dxshack@inbox.com**
Zenith 5J-217, Drake R-8, Palomar MW loop, outdoor Slinky
- (AB) **Art Blair**-730 SW 3rd St.-Fruitland, ID 83619 **artblair1937@gmail.com**
NRD-515, Kiwa loop
- (BB) **Bill Block**-7716 E. Thelma Drive-Prescott Valley, AZ 86314 **billwblock@msn.com**
Drake R8
- (PM) **Patrick Martin**-P.O. Box 843-Seaside, OR 97138-0843 **mwdxer@webtv.net**
Drake R8, WNW EWE

- *****
- 590 KQNT **WA**, Spokane 11/7 0837 with weather, then at 0838 "KQNT." (BB-AZ)
- 590 KID **ID**, Idaho Falls 11/8 2058 with "KID Radio 590 and 96.1 FM." (BB-AZ)
- 600 KCOL **CO**, Wellington 11/5 2030 with "KCOL." (BB-AZ)
- KSJB **ND**, Jamestown 11/5 2023 C&W music, North Dakota news at 2025. (BB-AZ)
- 620 KJOL **CO**, Grand Junction 11/5 2039 "On KJOL" then Christian music. (BB-AZ)
- 690 CBU **BC**, Vancouver 11/5 2300 with CBC news and weather at 2304. (BB-AZ)
- 730 CHMJ **BC**, Vancouver 11/9 0838 with "AM 730" then border crossing info and traffic with a 5 day weather forecast at 0842. (BB-AZ)
- 740 KCBS **CA**, San Francisco 11/7 2128 KCBS ID then traffic & weather. (AB-ID)
- 790 KBET **NV**, Winchester 11/7 1936 with "KBET Winchester-Las Vegas." (BB-AZ)
- 810 KGO **CA**, San Francisco 11/7 1940 KGO Radio News. (AB-ID)
- 850 KICY **AK**, Nome 11/7 0250 very good with man in Russian alone on freq. This has really become common this fall. (PM-OR)
- 880 KHAC **NM**, Tse Bonito 11/9 1958 with weather and a weak "KHAC" at 1959. (BB-AZ)
- 890 KDXU **UT**, St. George 11/4 2020 stumbled onto this bandscanning well before local sunset, live play-by-play high school football, ID by male at 2025. Very good signal. (RB-AZ)
- 920 KBAD **NV**, Las Vegas 11/7 1940 several ads for Las Vegas then into Fox sports. (BB-AZ)
- 930 KRKY **CO**, Grandby 11/8 0801 with "KRKY Colorado Country." (BB-AZ)
- 970 KBUL **MT**, Billings 11/6 1859 with "This is AM 970 KBUL Billings," then news. (BB-AZ)
- 990 KRKS **CO**, Denver 11/6 2359 with "990 KRKS." (BB-AZ)
- 1010 CBR **AB**, Calgary 11/6 0832 with news and weather at 0834. (BB-AZ)
- 1020 KOAN **AK**, Eagle River 11/7 ID at 0359:45 "... for Alaska, this is Talk...Newstalk 95.5 and 1020 KOAN Eagle River, Anchorage," into Fox net news. Haven't heard this in a few years, not since the old call & classical music. (PM-OR)
- 1030 KTWO **WY**, Casper 11/8 0028 Coast to Coast program, K-2 ID at 0030, ads & weather at 0034. (AB-ID)
- 1170 KCBQ **CA**, San Diego 11/8 0904 news(?), KCBQ ID at 0905 then covered by KPUG. New. (AB-ID)
- 1210 KUNF **UT**, Washington 11/4 2030 high school football play-by-play Tigers vs. Fighting Irish. BOH time out to local spots, ID by male. I was monitoring unID Mexican, this just boiled up out of the soup. (RB-AZ)
+11/8 1843 local and national ads, ESPN promo, QRM from KGYN. (AB-ID)
- 1320 KFNZ **UT**, Salt Lake City 11/5 0052 break from sorts talk to ID, "...on 13-20, Kay Fans." (RB-AZ)
- 1340 KIKO **AZ**, Miami 11/8 1927 with "KIKO" then oldies. (BB-AZ)
- 1380 KLPZ **AZ**, Parker 11/5 1015 very strong with some deep fades and back, non-stop country music, got ID by slogan at 1033. Haven't heard this morning regular for some time now. Station is on the California/Arizona state line, 170 miles on 2kw. (RB-AZ)
- 1590 KLIV **CA**, San Jose 11/9 1931 with "1590 KLIV." (BB-AZ)
- 1680 KGED **CA**, Fresno 11/5 1045 Gospel music to 1058, male announcer "Here on KGED Christian Talk Radio." Also legal ID on the hour, to religious lecture. Signal excellent. (RB-AZ)

Thank you to our WDXR reporters this week! Nancy 11/11 2100

CENTRAL DX ROUNDUP

John C Johnson – 265 Waterton Way – Billings MT 59102-7755
E-mail: John_Johnson@prodigy.net **CDXR reports ONLY: cdxr@ircaonline.org**

RIDING GAIN

- [EB-MO] **Eric Bueneman**, Hazelwood, MO **N0UIHEric@aol.com**
GE Superadio III, Yaesu FRG-7, Realistic TM-152, Worcester Space Magnet II.
- [NJ-MT] **Nancy Johnson**, Billings, MT **NancyJohnson@Prodigy.net**
Drake R8B and Kiwa Loop
- [TN-WI] **Tim Noonan**, Oak Creek, WI **DXing2@aol.com**
Kenwood R-1000, Radio West Loop
- [POB-IN] **Pat O'Brien**, Pekin, IN **obie47165@yahoo.com**
Eton S350DL, Grundig indoor loop, Kia car radio.
- [RW-CO] **Robert Wien**, Colorado Springs, CO **wienbob@aol.com**
GE Superadio II, Select-A-Tenna

DOWN THE DIAL

- 540 WAUK WI, Jackson. 11-6 fair to poor mixing with CBK. 20:58 with Monday Night Football, "This is WAUK 5-40 Jackson, Milwaukee, Waukesha" legal ID at 21:00. [EB-MO]
- 560 WHBQ TN, Memphis. 11-9 good to poor with minor ACI from KTRS-550. 00:43 noted with local spots, "Sports radio 5-60 WHBQ" ID. [EB-MO]
- 570 WWNC NC, Asheville. 11-6. 00:17 with Cigar Dave Show sponsored by Cortez Cigars. A fun to listen to show. [POB-IN]
- 620 WTUV KY, Louisville. 11-6 fair to poor mixing with WRJZ, WJDX. 21:45 noted with pop music, "La Buena" ID in Spanish. Last noted as WTMT. [EB-MO]
- 640 WCRV TN, Collerville. 10-31 poor. 00:27 with religious talk. Gave donations phone number as 800-tucker. [POB-IN]

660 KTNN AZ, Window Rock. 11-9 fair over WFAN with digital ACI from WSCR-670. 00:47 noted with country format, "KTNN AM 6-60 Window Rock, Fort Defiance" legal ID, local spots. [EB-MO]

680 WISR PA, Butler Fair. 10-31 fair. 03:34 sports update, Philie Eagles talk. Spots. [POB-IN]

900 CHML ON, Hamilton. 11-6 fair to poor mixing with XEWF. 22:39 with local spots. [EB-MO]

910 WEPG TN, South Pittsburg. 11-7 good over KVIS. 21:07 with "Yesterday's classics, today's country. AM 9-10 WEPG" ID into Classic Country format music. [EB-MO]

930 KOGA NE, Ogallala. 11-9 good over two unIDs. 18:17 with Nebraska grain report, several mentions of Ogallala then a Friday night football preview sponsored by Ogallala businesses. Faded rapidly. [RW-CO]

1070 KNTH TX, Houston. 11-9 good, alone. 18:26 with "News talk Houston 10-70 AM KNTH" ID. This station gets out well. [RW-CO]

1160 KSL UT, Salt Lake City. 11-3 loud. 03:37 with talk, spots. New logging. [POB-IN]

1200 WOAI TX, San Antonio. 11-1 loud. 00:16 with J. Williams Show. [POB-IN]

1240 WSBC IL, Chicago. 11-10 fair to poor over WENK and several others. 23:00 noted with "This is AM 12-40 WSBC Chicago" legal ID. [EB-MO]

1260 KWYR SD, Winner. 11-9 good before fading under two unIDs. 18:35 with spots mentioning area code 605. [RW-CO]

1270 WJJC GA, Commerce. 11-9 fair to poor over WKBF. 19:55 with promo, "WJJC" ID out of promo and another ID before going into talk program. Faded to WKBF. [EB-MO]

1280 WGBF IN, Evansville. 11-6 good over others. 20:35 noted with "News talk 12-80 WGBF" ID into "The O'Reilly Factor." [EB-MO]

1330 KCKM TX, Monahans. 11-9 fair in KGAK null. 18:38 with spots for Monahans area. [RW-CO]

WL0L MN, Minneapolis. 11-9 good with CJYM nulled. 19:00 out of what sounded like a pledge drive with "Powered by you, talk radio for Catholic life. WL0L Minneapolis, Saint Paul..." [NJ-MT]

1340 WCDT TN, Winchester. 11-9 fair to poor over WLOK, WSOY and several others. 19:42 with "We have the country legends you love to hear. AM 13-40 WCDT" ID into Classic Country format. 1948 with local spot cluster. [EB-MO]

1400 WBIP MS, Booneville. 11-6 fair to poor poking through KGMV, KFRU, WGIL and several others. 20:13 with "This is WBIP Booneville, Mississippi" legal ID into Country Classic music format. [EB-MO]

1450 WMIQ MI, Iron Mountain. 11-6 fair. 21:00 faded up in time for the legal ID. [TN-WI]

1470 KWSL IA, Sioux City. 11-6 strong. 18:01 with ID, '70s-'80s music. [NJ-MT]

1490 KDBM MT, Dillon. 11-6 good. 22:01 with ID "Your hometown country station AM 14-90 KDBM in Dillon..." [NJ-MT]

KNDC ND, Hettinger. 11-7. 18:58 with ID out of local sports talk. [NJ-MT]

KOGN UT, Ogden. 11-7 poor through others. 23:00 with ID in Spanish. "KOGN Ogden, Salt Lake City..." [NJ-MT]

WMRN OH, Marion. 11-6 fair. 20:00 mention of Marion and legal ID into Fox News. [TN-WI]

1510 KMYN NM, Milan. 11-9 fair over KFNN. 18:23 with "K-Mine" slogan. Classic country music. Faded under KFNN in KCKK semi-null. [RW-CO]

1550 WPFC LA, Baton Rouge. 11-7 good to poor mixing with WAZX and WLOR. 23:44 with Urban Gospel format, "WPFC 15-50 AM and wpfc1550am.com" ID. [EB-MO]

1560 KGOW TX, Bellaire. TENTATIVE. 11-9 in null of XEJPV; suspected as the one over real GY-type mess. 18:30 with mentions of basketball, Tomball, TX, Yahoo Sports. KGOW is listed as sports format. [RW-CO]

unID

910 unID 11-9 unID fading up alone. 18:40 with what sounded like ESPN Radio. No sign of KPOF which may have been off the air. Might be KGME or KBLG. [RW-CO]

25 YEARS AGO

November 22, 1986 issue of IRCA's "DX Monitor" ... **W. George Elliott** of Princeton, BC mentioned he had been hired as assistant station manager at CKRP-1400 ... **Bruce Portzer** of Seattle, WA noted the average age of members was getting older. Average now is mid to late 30s ... **Tim Kridel** of Middle Island, NY received verifications from WCAU and CJSB.

OPEN MIKE

It's almost time to make out your Christmas wish list. This column was typed 11-11-11. 73, John

EASTERN DX ROUNDUP

Lee J Freshwater – 414 SE 3rd St – Ocala FL 34471
E-mail: EDXR-at-AMLOGBOOK-dot-COM

Deadlines: Saturdays 8 AM!!

(KK-VA) Kraig Kriest

(WM-MD) William McGuire

STARS OF THE WEEK

Manassas, VA.
 Winradio G33DDC rx with homemade 134 foot multiband antenna running NW to SE.
 2412 59th Place, Cheverly MD
 DX-398

LOGGINGS

640 OH WHLO Akron 11/3 2058 ID after talk show (WM-MD)

740 KY WNOP Newport 11/2 1902 "Catholic Answers" pgm (WM-MD)

790 KY WKRD Louisville 10/24 2000 Fox Sports Radio ; local ad; ID (WM-MD)

800 ON CKLW Windsor 11/1 01900 "AM 800 News" ; Local mentions (WM-MD)

820 OH WOSU Columbus 11/1 2000 NPR ; ID (WM-MD)

940 MS WCPC Houston 10/25 1900 Southern Gospel hrd; Id (WM-MD)

970 NJ WNYM Hackensack 10/23 0055-0305 Mixing w/ religious, other talk, Fox sports, ESPN and French. 0230 "AM 9-70 'The Apple'... New York, New Jersey. News talk, weather". (KK-VA)

990 QC CKGM Montreal 10/23 0055-0305 Mixing w/ WEEB. ESPN & music. 0257 "... only on TSN 9-90...". 0300 CBC nx. 0334. (KK-VA)

1010 ON CFRB Toronto 10/23 0055-0305 Mixing w/ WINS. "People Helping People" show. 0135 ad for "Petrol Canada". (KK-VA)

1050 NY WSEN Baldwinsville 10/23 0055-0305 Mixing w/ WEPN, singing & preaching. WSEN with oldies. 0222 "WSEN oldies" jingle into song. (KK-VA)

1120 MO KMOX St. Louis 10/23 0055-0305 Mixing w/ other talk & other singing. Nothing rare in hearing KMOX. However, "Route 66" program on Saturday nights with oldies. Yes! Oldies on KMOX. (KK-VA)

1150 CT WMRD Middleton 10/23 0055-0305 Mixing w/ CKOC & other music. 0203 "14-20 WLIS & 11-50 WMRD. We've got personality" into "When Radio Was". (KK-VA)

1260 NB KRND Fredericton 10/23 0055-0305 Mixing w/ WWRC, football game & Spanish. CKHJ w/ c&w. 0231 "...ready when you walk in CKHJ" into song. (KK-VA)

1270 TN WLIK Newport 10/23 0055-0305 Mixing w/ talk, other oldies & Spanish. WLIK with oldies. 0104 "There's the latest weather forecast from WLIK". (KK-VA)

1280 SC WANS Anderson 10/23 0055-0305 Mixing w/ oldies & singing. Typical Fox Sports radio programming. 0059 "WANS Anderson South Carolina" into SRN news. (KK-VA)

1300 NY WGDJ Rensselaer 10/23 0055-0305 Mixing w/ WJZ, WKCY. 0230 "You're listening to talk 13 hundred WGDJ". "Red Eye Radio" program. (KK-VA)

UN-IDEN

1620 ?? ???? 11/4 1857 After song "Q 933 (this is WDND South Bend now // with 92.9 lds as U-93 – ed)

Thanks to William and Kraig this week. All the best fresh 11/12 0800

DX WORLDWIDE – WEST / TROPICAL BAND DX

Patrick Martin – PO Box 843 – Seaside OR 97138
E-mail: mwdxer@webtv.net all times UTC

TRANS PACIFIC DX ROUNDUP

153 **RUSSIA**, R Rossii. 1410 11/8. Good signal with R Rossii ID. (DV-WA)

189 **RUSSIA**, R Rossii. 1411 11/8. Fair signal with man in RR. (DV-WA)

594 **JAPAN**, Tokyo, JOAK. 1415-1421 11/8. NHK1 fair to good signal with music and JJ talk. (DV-WA)

657 **DPR KOREA**. 1500 11/8. 3+1 pips when singing. Weak signal. (DV-WA)

666 **JAPAN**, Osaka, JOBK. 1503 11/8. NHK1 weak signal with man in JJ. (DV-WA)

693 **JAPAN**, Tokyo, JOBK, NHK2. 1422 11/8. Fair signal with some splatter. (DV-WA)

774 **JAPAN**, Akita, JOUB, NHK2. 1428 11/8. Fair to good signal with splatter and woman in JJ. (DV-WA)

828 **JAPAN**, Osaka, JOBB, NHK2. 1425-1427 11/8. Weak to fair signal with some splatter. (DV-WA)

1422 **JAPAN**, Yokohama, JORF. 1455-1458 11/8. Had to be the station with strong carrier, but just no audio. Listened to carrier for 3 minutes and no audio. (DV-WA)

1566 **REP KOREA**, Cheju, HLAZ. 1429 11/8. Weak signal with talk. (DV-WA)

PAN AMERICAN DX ROUNDUP

1713 **CUBA**, R Habana Cuba. Good 11-7-11/0126. Talk on low power radio by Ernie Coco.... Call sign given CO2KK (HAM radio call). Signed off in Morse radio Habana. (POB-IN)

THANKS TO THESE REPORTERS

POB-IN **PAT O'BRIEN**, Pekin IN
 Eton S350DL, Grundig indoor loop

DV-WA **DENNIS VROOM**, Kalamazoo MI
 DXing with JRC NRD 545 & Drake R8B, SW EWE, High Performance Active Whip, 190' long wire NW/SE 800' Sky wire loop.

Radio Rumbos
 la emisora de Venezuela

DX WORLDWIDE – EAST

Vincent Ferme

E-mail: dxista@yahoo.ca

all times UTC

An excellent column this week. Thanks, Allen, Dallas, and Sylvain for your support of DXWW-East.

*** TRANSATLANTIC LOGS ***

- 183 **GERMANY** Europe 1, Felsberg (Oct 31 03:17). French interview apparently with a humorist, fair. [SN-QC]
- 189 **ICELAND** Ríkisútvarpið Rás 1, Gufuskálar (Oct 30 06:03). Man in Icelandic, excellent. [SN-QC]
- 531 **SPAIN** Radio Nacional 5, various (Oct 31 03:52). Woman in Spanish in synchro, mixed with ALG. [SN-QC]
- 540 **unID** (Oct 31 23:01). Chanting mixing with both CBT & CBGA, poor to fair. [SN-QC]
- 549 **ALGERIA** Alger Chaîne 1, Les Trembles (Oct 31 03:53). Koranic chant, good & // with 531. [SN-QC]
- ALGERIA** Alger Chaîne 1 Les Trembles 21:39 Nov 7 Arabic talk & music. [AW-BH]
- 576 **GERMANY** SWR Cont.Ra, Baden-Württemberg (Oct 31 23:15). Woman in German with news, fair to good. [SN-QC]
- 585 **SPAIN** R. Nacional Majadahonda 2:14 Nov 8 Spanish talk (good) // 684. [AW-BH]
- TUNISIA** Gafsa, RTT, presumed, Arab singer accompanied by middle East music 21:45 Nov 8. [DL-QH]
- 594 **SAUDI ARABIA** BSKSA1 Doba 2:55 Chants //1521. [AW-BH]
- 603 **FRANCE** France Info, Lyon (Oct 31 22:55). "...Franceinfo.fr", fair to good. [SN-QC]
- SPAIN** R. Nacional various 00:02 Nov 7 news in Spanish by woman. [AW-BH]
- 612 **MOROCCO** RTM Sebâa-Aïoun 2:14 Nov 8 Chants & music (good). [AW-BH]
- 621 **CANARY ISLAND** SR. Nacional Tenerife 1:02 Spanish talk, news. [AW-BH]
- 639 **CZECH REPUBLIC** CRo 6, Praha (Oct 31 23:00). National Anthem on sign off, fair & // to 954. [SN-QC]
- SPAIN** Radio Nacional, various (Oct 31 22:55). Man and woman in Spanish, fair. [SN-QC]
- 666 **PORTUGAL** Antena 1 various 22:59 Nov 9 lite music, woman in Portuguese. [AW-BH]
- 675 **LIBIA** Benghazi, Radio Jamahiriya, presumed, 22:02 Nov 8. [DL-QH]
- NETHERLANDS** R. Maria Lopik 1:22 Nov 8 Lite music, Dutch talk. [AW-BH]
- 684 **SPAIN** R. Nacional, Sevilla 00:02 Nov 7 news in Spanish (Very Strong). [AW-BH]
- SPAIN** Radio Nacional, Dos Hermanas/Sevilla (Oct 31 03:54). Man in Spanish, good. [SN-QC]
- 693 **ENGLAND** BBC 5 Live Droitwich 21:34 Nov 7 Sports talk. [AW-BH]
- UNITED KINGDOM** BBC Radio 5 Live, various (Oct 31 23:00). "...This is BBC Radio Five live", good & synchro. [SN-QC]
- 711 **FRANCE** France Info, Rennes-Thourie (Oct 31 23:47). News in French, good. [SN-QC]
- FRANCE** France Info, Rennes-Thourie 2:17 Nov 8 woman w/ French talk (good). [AW-BH]
- 729 **SPAIN** R. Naciona, Oveido 00:03 Nov 7 news in Spanish. [AW-BH]
- 747 **NETHERLANDS** Radio 5, Zeewolde (Oct 31 23:46). Soft music in English, good. [SN-QC]
- 756 **GERMANY** Deutschlandfunk, various (Oct 31 22:55). Woman in German, fair. [SN-QC]
- 756 **GERMANY** Deutschlandfunk, various 2:28 Nov 10 Classical music (good). [AW-BH]
- 774 **EGYPT** Middle East Radio, Abis (Oct 31 23:23). Middle-East music, up to fair using the 35° Beverage. [SN-QC]
- 792 **FRANCE** France Info, Limoges-Nieul (Oct 31 22:56). News in French w France Info mention, fair. [SN-QC]
- FRANCE** France Info, Limoges-Nieul 3:15 Nov 8 French talk, man & woman. [AW-BH]
- SPAIN** SER Radio, Sevilla 22:33 Nov 9 Spanish talk by man. [AW-BH]
- 810 **MACEDONIA** R. Skopje, Ovce Polje 21:33 Nov 7 folk music, talk (mixing w BBC Scotland). [AW-BH]
- SCOTLAND** BBC Scotland, Burghead 00:03 Nov 7 talk, ID (good). [AW-BH]
- 855 **ROMANIA** Romania Actualitati, Tancabesti 2:25 Nov 10 Romanian music & talk (under Spain). [AW-BH]
- SPAIN** SER Murcia 2:24 Nov 10 Spanish talk by man & woman. [AW-BH]
- UNITED KINGDOM** Villa Farm (Ludlow), Sunshine Radio, // 1530, EZ listening rock, about 00:58 Nov 9. [DL-QH]
- 864 **FRANCE** France Info, Villebon-sur-Yvette 21:41 Nov 7 French music & talk. [AW-BH]
- FRANCE** France Bleu, Paris - Villebon-sur-Yvette (Oct 31 22:58). Tom Jones' "It's not unusual" then woman in French, fair. [SN-QC]
- 873 **SPAIN** SER various 22:44 Nov 9 Spanish sports commentary (good). [AW-BH]
- 882 **ENGLAND** BBC Wales, Washford 20:12 Nov 9 talk (good). [AW-BH]
- 900 **ITALY** RAI1 Milano 21:41 Nov 7 Italian talk (fair). [AW-BH]
- 909 **ENGLAND** BBC 5 Live, Moorside Edge 00:03 Nov 7 talk about Olympic Games (good). [AW-BH]
- UNITED KINGDOM** BBC Radio 5 Live, various (Oct 31 23:01). "...This is BBC Radio Five live", fair & synchro. [SN-QC]

- 918 **unID** 1:20 Nov 8 Voice of Russia in English "Life in Russia" program (hearing this again, strange). [AW-BH]
- 927 **BELGIUM** R. Vlaanderen Info, Wolvertem (Oct 31 22:53). Rock music, fair to good. [SN-QC]
- 936 **SPAIN** R. Nacional, various 2:21 Nov 8 Spanish talk man & woman. [AW-BH]
- IRAN** IRIB1 Urumiyeh 2:19 Nov 8 Chants (mixing with Spain). [AW-BH]
- 945 **FRANCE** France Info, Toulouse-Muret 20:04 Nov 7 news in French (good). [AW-BH]
- 954 **CZECH REPUBLIC** CRo 6, Dobrochov (Oct 31 23:00). National Anthem signing off, fair and // to 639. [SN-QC]
- CZECH REPUBLIC** Cesky Rozhlas various 20:24 Nov 9 woman in Czech talk (good). [AW-BH]
- SPAIN** Onda Cero Radio, Madrid 1:24 Nov 8 Spanish talk by two men (good). [AW-BH]
- 963 **FINLAND** China Radio Relay, Pori 21:15 Nov 7 Germna language programme. [AW-BH]
- SPAIN** Euskadi Irratia, Biribilondo 5:06 Nov 10 Spanish news. [AW-BH]
- TUNISIA** R. Tunisia Cultural 22:48 Nov 9 Arabic talk. [AW-BH]
- 972 **GERMANY** NDR Info, Hamburg 20:24 Nov 9 woman in German. [AW-BH]
- 981 **GREECE** ERA SPORT, Athinaí (Oct 31 22:52). (likely) Mediteranean music, fair. [SN-QC]
- 999 **MOLDOVA** Voice of Russia Relay, Maiac 21:31 Nov 7 Russian talk (good). [AW-BH]
- SAUDI ARABIA** BSKSA Quran px, Tabuk (Oct 31 22:00). (probable) Koranic chant, good. [SN-QC]
- 1008 **NETHERLANDS** GrootNieuws Radio, Zeewolde 20:16 Nov 7 Religious talk in Dutch. [AW-BH]
- 1017 **GERMANY** SWR Wolfsheim 18:22 Nov 9 German talk. [AW-BH]
- 1035 **ESTONIA** R. Eli, Tartu 1:04 Nov 10 Estonian talk. [AW-BH]
- ITALY** RAI1 various 19:04 Nov 9 news in Italian **NEW**. [AW-BH]
- PORTUGAL** Star FM Belmonte 2:02 Beatles song, ID. [AW-BH]
- 1044 **SPAIN** SER San Sebastian, Monte Igueldo 2:04 Nov 8 Spanish promos & talk (good). [AW-BH]
- 1053 **UNITED KINGDOM** TalkSPORT, various (Oct 31 23:01). News in English "TalkSport" ID, popping up fair briefly. [SN-QC]
- 1062 **ITALY** Rai Radio 1, various (Oct 31 22:55). Popping up briefly with man in Italian, fair. [SN-QC]
- ITALY** RAI Cagliari 21:58 Nov 7 Italian talk (good). [AW-BH]
- 1071 **EGYPT** Middle East Radio, Cairo (Nov 01 01:00). Standard news jingle heard, poor. [SN-QC]
- 1089 **ENGLAND** Talksport Radio, Brookmans Park 00:05 Nov 7 Financial talk. [AW-BH]
- UNITED KINGDOM** TalkSPORT, various (Oct 31 22:59). "...on TalkSport", good. [SN-QC]
- 1116 **SPAIN** SER Pontevedra 18:40 Nov 9 Spanish talk (good). [AW-BH]
- 1125 **BELGIUM** RTBF Vivacite, Houdeng 18:18 Nov 9 French talk, song in English, ID Jingle **NEW**. [AW-BH]
- unID** 21:56 Nov 7 French talk, African sounding music (might be Le Voix de Sahel, Niger?). [AW-BH]
- 1134 **CROATIA** Glas Hrvatske, Rasinovac 23:16 Nov 4 news in English (Very Good). [AW-BH]
- CROATIA** Voice of Croatia, Zadar (Oct 31 23:00). "...Hrvatske Radio premi program", fair to good. [SN-QC]
- SPAIN** COPE various 1:05 Nov 10 Spanish talk. [AW-BH]
- 1152 **ENGLAND** Magic 1152, Ashton Moss 22:21 Nov 8 Jackson 5 song, ID //1161. [AW-BH]
- SPAIN** Radio Nacional 5, various (Nov 04 02:21). Men and women in Spanish in synchro, fair. [SN-QC]
- 1161 **IRAN** VOIRI Abadan 21:12 Nov 7 music & chants. [AW-BH]
- SCOTLAND** Tay AM Greenside Scalp 5:01 Nov 10 "Playing the Greatest Songs One After Another Tay AM" ID. [AW-BH]
- 1170 **SLOVENIA** R. Slovenija, Beli-Kriz 2:48 Nov 10 Slovenian talk & music. [AW-BH]
- UAE** R. Sawa, Al-Dhabbiya 21:20 Nov 7 Arabic talk & music (Strong). [AW-BH]
- UAE** Al Dhabbaya, Radio Sawa, clear, but with IBOC hiss 20:21 Nov 7, male Arabic crooner. [DL-QH]
- 1179 **ROMANIA** Romania Actualitati, various Romanian music & talk //1332. [AW-BH]
- ROMANIA** various, România Actualitata, IS played over and over again like a broken record around 20:15 Nov 7 (this one not heard at QH in October 2008). [DL-QH]
- 1188 **HUNGARY** Magyar Radio 4 various 18:56 Nov 9 man in Hungarian talk **NEW**. [AW-BH]
- IRAN** R. Payam Tehran 22:10 Nov 6 String instrument music, Farsi talk. [AW-BH]
- 1197 **SPAIN** Euskadi Irratia, Vitoria 2:14 Nov 8 Basque talk by two men (Strong). [AW-BH]
- 1206 **FRANCE** France Info, Bordeaux-Néac (Oct 31 23:00). News jingle, fair with splatter. [SN-QC]
- FRANCE** France Info, Bordeaux-Neac 21:48 French talk //1242. [AW-BH]
- 1215 **ENGLAND** Absolute Radio, various 22:40 Nov 7 ID, promos (in the clear not bothered by local). [AW-BH]
- SPAIN** COPE, various (Nov 04 01:01). Men in Spanish, poor to fair. No UK. [SN-QC]
- UNITED KINGDOM** Absolute Radio, various (Oct 31 23:00). "...Evening from Absolute Radio", fair to good. [SN-QC]
- 1224 **BULGARIA** R. Bulgaria Vidin 21:22 Nov 7 woman in Bulgarian, ment. Bulgaria (good). [AW-BH]
- IRAN** Abadan, chanter, 20:35 Nov 8. [DL-QH]
- SPAIN** COPE various 5:02 Nov 10 Spanish talk (good). [AW-BH]
- 1233 **unID** 22:56 Nov 4 Spanish commentary. [AW-BH]
- 1242 **FRANCE** France Info, Marseille Cabries-Realtor 23:10 Nov 7 French talk (good) // 1377.

[AW-BH]
 1251 **LIBYA** Voice of Africa, Tripoli 20:21 Nov 7 Arabic talk & music (good). [AW-BH]
UNITED KINGDOM Great Barton, Gold Digital Amber, presumed, "This is Gold" ID about 23:37 Nov 7, phone-in talk, maybe EZ listening music including rock, but that may be someone else on frequency. Libya also traded places with Gold while I was listening to the recording. An interesting frequency. [DL-QH]
 1260 **SPAIN** SER Murcia 20:20 Nov 7 Spanish talk (good). [AW-BH]
 1269 **GERMANY** Deutschlandfunk, Neumunster 18:22 Nov 9 man in German (fair). [AW-BH]
 1278 **FRANCE** France Bleue, Selestat 21:42 Nov 7 French music & talk. [AW-BH]
 1296 **ENGLAND** Radio XL 1296 AM, Langley Mill 22:36 Nov 7 ID, Indian language talk. [AW-BH]
SPAIN COPE Valencia 2:06 Nov 8 Spanish talk by man (over Radio XL England). [AW-BH]
unID 18:44 Nov 6 French talk by woman. [AW-BH]
 1314 **UAE** R. Farda, Al-Dhabbiya 20:18 Nov 7 Arabic talk & music , ID. [AW-BH]
 1323 **GERMANY** Voice of Russia Relay, Wachenbrunn 20:14 French talk by woman (good). [AW-BH]
GERMANY Voice of Russia, Wachenbrunn, (Oct 31 22:42). News in Portuguese, good. [SN-QC]
 1332 **ROMANIA** Romania Actualitati, various 21:13 Nov 7 woman in Romanian talk (good). [AW-BH]
 1341 **NORTHERN IRELAND** BBC Ulster, Lisnagarvey 21:18 Nov 7 talk about AC-DC music. [AW-BH]
SPAIN SER Leon 1:05 Nov 10 Spanish talk (under N. Ireland). [AW-BH]
 1350 **FRANCE** R. Orient, Nice 2:47 Nov 10 Arabic music. [AW-BH]
 1368 **ISLE OF MAN** Manx Radio, Foxdale 19:00 Nov 9 weather, ID. [AW-BH]
 1377 **FRANCE** France Info, Lille-Camphin-en-Carembault 18:28 French talk by two men (Very Strong). [AW-BH]
ARMENIA Transworld Radio Relay, Gavar 22:58 Nov 4 Interval signal heard under France Info **NEW**. [AW-BH]
 1386 **SPAIN** Euskadi Irratia, Bilbao 20:33 Nov 7 Basque talk (good). [AW-BH]
unID 3:50 Nov 10 Russian talk by woman (Is Lithuania shutdown on this one also or not ?). [AW-BH]
 1395 **ALBANIA** Transworld Radio Flake Relay 19:52 Nov 7 man in Hungarian (strong). [AW-BH]
 1404 **FRANCE** France Info, various 3:44 Nov 10 French talk //1377. [AW-BH]
 1413 **MOLDOVA** Voice of Russia, Grigoriopol 18:13 Nov 6 Russian talk (good). [AW-BH]
SPAIN R. Nacional, Jaen 2:12 Nov 8 music & Spanish talk (strong). [AW-BH]
 1422 **ALGERIA** R. Culture, Alger 22:02 Nov 7 news in French (mixing with Germany) //1269. [AW-BH]
GERMANY Deutschlandfunk Heusweiler 20:11 Nov 6 Classical music (strong). [AW-BH]
 1431 **DJIBOUTI** R. Sawa, Arta 21:44 Nov 7 Arabic talk & music. [AW-BH]
 1440 **LUXEMBOURG** China Radio Relay, Marnach 22:02 Nov 7 news in English. [AW-BH]
SAUDI ARABIA General Arabic Programme, Dammam 2:12 Nov 8 Chants (over CRI Relay). [AW-BH]
 1449 **LIBYA** Voice of Free Libya Meserata 21:16 Nov 7 Arabic talk & music (good). [AW-BH]
 1458 **ENGLAND** Gold Manchester, Ashton Moss 23:03 Nov 7 ID, Dave Clark Five song. [AW-BH]
UNITED KINGDOM Ashton Moss (Manchester), Gold Manchester, "This is Gold" ID about 23:37 Nov 7, EZ listening rock and phone-in talk. [DL-QH]
 1467 **FRANCE** TransWorld Radio, Romoules Relay 23:06 Nov 7 Religious talk in English (Like a Local). [AW-BH]
SAUDI ARABIA unknown location, // 1521, 22:10 Nov 8. [DL-QH]
 1485 **ENGLAND** BBC various 22:57 Nov 7 talk about Doctors in Mexico **NEW**. [AW-BH]
SPAIN SER various 21:09 Nov 8 Spanish commentary (good). [AW-BH]
 1494 **FRANCE** France Info, various 22:05 Nov 7 French talk (good). [AW-BH]
FRANCE France Bleue, Bastia 1:51 Nov 10 song by Sade, French talk. [AW-BH]
 1503 **IRAN** IRIB1 Bushehr 21:10 Nov 7 Farsi talk & music (good). [AW-BH]
SPAIN Radio Nacional 5, various (Nov 04 02:09), Men in Spanish, poor to fair. [SN-QC]
 1512 **GREECE** ERA 2, Chania (Nov 04 02:14). Greek folk music, generally poor . [SN-QC]
 1521 **SAUDI ARABIA** General Arabic Program, Duba (Nov 04 00:56). Man in Arabic, good. [SN-QC]
SAUDI ARABIA BSKSA Duba 18:27 Nov 7 Arabic talk by woman (good). [AW-BH]
 1530 **ROMANIAp** Mahmudia, Radio Romania Cultural, presumed, Romanian national anthem already in progress at 02:59 Nov 8, sung a capella by male and female choir, difficult... There is another Romanian listed on this frequency. I do not recall why I decided this one is more likely. Perhaps someone more knowledgeable than me about this situation would venture their opinion? [DL-QH]
SAO TOME VOA Relay, Pinheira 4:04 Nov 10 VOA News in English (fair). [AW-BH]
SAO TOME & PRINCIPE Pinheira, VOA IS repeated prior to 03:00 Nov 8. All my 2011 receptions of them here in 2011 have all been clearer than any of October 2008 receptions previously at QH. Do you think that the reason might be that last time I used only beverages, and this time I am using a DADFA? After all, October 2008 was more or less in the middle of periods of hundreds of consecutive days of no sunspots. [DL-QH]

UNITED KINGDOM Cotheridge (Worcester), Sunshine Radio, // 855, EZ listening rock, about 00:58 Nov 9. [DL-QH]
VATICAN Vatican Radio 20:28 Nov 7 Interval Signal then into "Le Magazine de R. Vaticano" in French (good). [AW-BH]
 1548 **ENGLAND** BBC Bristol, Mangotsfield 23:02 Nov 7 BBC News (good) mixing with Kuwait. [AW-BH]
ENGLAND Magic AM Sheffield 3:36 Nov 10 Lesley Gore/Herman's Hermits songs, ID. [AW-BH]
KUWAIT R. Sawa, Kuwait City 00:16 Nov 5 Arabic talk (Good). [AW-BH]
MOLDOVA Voice of Russia, Grigoriopol Relay 20:02 Nov 7 woman w/ news in Russian (fair). [AW-BH]
MOLDOVA Grigoriopol, in the clear with TWR IS at 20:00 Nov 8, Kuwait waaayyy underneath. [DL-QH]
 1557 **FRANCE** France Info, Nice-Fontbonne 21:10 Nov 8 French talk (good)//1377. [AW-BH]
 1575 **ITALY** RAI1 Genova, 20:08 Nov 6 Italian talk (good). [AW-BH]
SPAIN SER various 4:02 Spanish talk. [AW-BH]
UAE R. Farda, Al-Dhabbiya 22:32 Nov 7 Arabic talk & music (fair). [AW-BH]
 1602 **SPAIN** Euskadi Irratia, R. Vitoria 20:32 Nov 7 Spanish talk by two men, ID (good). [AW-BH]
unID 20:12 Nov 7 Greek music & talk. [AW-BH]
 1611 **unID** 19:12 Nov 9 Spanish talk (Thought this might be Vatican Radio but schedule time doesn't match). [AW-BH]
***** PAN-AMERICAN LOGS *****
 555 **ST-KITTS & NEVIS** ZIZ Radio, Basseterre (Nov 04 02:28). Reggae music, fair. [SN-QC]
 570 **CUBA** R. Reloj 2:34 Nov 8 time ticks , Spanish talk. [AW-BH]
 790 **CUBA** R. Reloj 3:14 Nov 8 Clock ticks , Spanish. [AW-BH]
 820 **ST. KITTS** R. Paradise 2:20 Nov 8 Religious talk (Very Strong). [AW-BH]
 940 **MEXICO** XEQ-AM Bésame 940, México D.F (Oct 29 04:23). "...La nueve cuarenta"... "...desde la capital del país", fair. [SN-QC]
***** CONTRIBUTORS *****
 [AW-BH] **Allen Willie & Dianne Froude**, Bristol's Hope, Newfoundland and Labrador.
Receivers: Sony SRF-M37V, SRF-M37W, SRF-59, SRF-39FP, Sangean DT-210V Barefoot Mode.
<http://nidxers.summerhost.info>
 [DL-QH] **Dallas Lankford**, Quoddy Head, Eastern most point in the continental USA, 3 miles East of Lubec, Maine.
Receiver: Perseus with special 13.5 dB gain push-pull Norton amplifier of my design and construction used as a preamp.
Antennas: Dual active delta flag array, sometimes grounded, in which case it is a dual active delta EWE array, and a terminated 1000 foot long BOG, plus a phased dual active 95 foot long wires on the ground. I call this new antenna array a dual 95' WOG (= wire on ground) array, or simply D95 for short.
 [SN-QC] **Sylvain Naud**, Portneuf, QC. <http://www.quebecdx.com>
Receiver: Perseus
Antennas: 290m/950ft terminated Beverage @ 55° towards Europe and the Middle-East, 480m/1500ft terminated Beverage @ 35° towards Northern Europe, and 30m/100ft long wire.
Misc: MFJ-1026 phaser with LF mods.
Control & logging software: StationList

IRCA TECHNICAL COLUMN

Nick Hall-Patch – 1538 Amphion St – Victoria BC Canada V8R 4Z6
E-mail: nhp@ieee.org

7 Inch Diameter "Affordable" FSL Antenna
Combining Maximum MW Performance with Minimal Expense

by Gary DeBock

Introduction Most AM-DXers have become aware of a strange ferrite-based portable antenna-- the subject of intense speculation and experimentation throughout the year. After the publication of Graham Maynard's introductory article in the March edition of Medium Wave News (see also DX Monitor, 12 March 2011) distinctive new Ferrite Sleeve Loop antennas have suddenly appeared on the DXing scene, offering



hobbyists the unique option of high gain performance from an extremely compact size. While the DXing performance of these new FSL antennas can indeed be astonishing, the construction cost of full-sized models can be equally breathtaking—resulting in an official nickname of the “Financial Sinkhole Loop.”

Although the cost of multiple ferrite bars will never be cheap, the author was determined to design a moderately-sized FSL which would deliver maximum DXing performance at a reasonable cost. The performance benefits of this new antenna are superb, and it would be very regrettable if access to the breakthrough design was limited because of its excessive cost. While the terms “reasonable” and “affordable” are of course open to interpretation, at the time of its design (August 2011) the 7” FSL antenna described in this article could be constructed at a material cost of under \$150 (U.S. dollars). Although the unpredictable eBay sellers of Russian surplus ferrite may well erode the author’s original objective of reasonable assembly cost, it is sincerely hoped that this article will provide sufficient motivation for many new DXers to construct their own high-performance FSL antenna in an economic manner, and personally experience the astonishing benefits that this new antenna design has to offer. Although this 7” FSL is of modest size and cost, it has been tested repeatedly against a full-sized 4’ PVC box loop, with superior performance results.

Project Overview FSL antenna construction is likely to be quite different from any other antenna project undertaken by a hobbyist due to the twin challenges of ferrite sleeve symmetry and bump resistance. Significant weight from the collection of ferrite rods must be supported on a shock-absorbing, resilient frame—the importance of which will increase if your FSL is to be taken out in remote locations for portable DXing. The ultimate tragedy would be for a hobbyist to spend serious \$\$ to purchase multiple ferrite rods, then have many of them shatter out in the field after an unplanned “drop test” due to an unsuitably rigid frame. For this reason the development of a strong but resilient frame was a top priority in this project, and its careful duplication is recommended unless your FSL antenna’s mission will be limited to shack usage in secure, indoor locations. Of so many rods can easily reach astronomical levels. To economize, most builders turn to the eBay sellers of surplus Russian ferrite rods, who currently offer very acceptable material at unbeatable prices. These sellers can be expected to price their rods according to the changing market demand (while never missing a chance to get a few extra rubles, if possible), and they have become quite aware that their ferrite products are increasingly popular. The 140mm x 8mm ferrite rod size called for in this article is not etched in stone, and perfectly adequate results can be obtained by substituting slightly shorter ferrite rod sizes, or by tightly taping together two shorter 8mm rods to make a longer one, then adding it to the cylindrical ferrite sleeve. The eBay ferrite sellers will typically raise prices after they notice increased demand for one certain size—so work around their higher prices by ordering cheaper ferrite rods of other sizes, and substituting them into your FSL project in creative ways. Minor substitutions in ferrite length or diameter will not cause significant changes in the tuning range or performance of this proven MW antenna design. Even broken ferrite rods are not a deal-breaker in an FSL...simply tape the broken pieces together tightly (in their original orientation), and install them in the sleeve. Although maintaining a standard ferrite rod size is recommended for the best performance results, mixing in a few outsized ferrite rods is another option if your ferrite sleeve ends up with a slight gap. Use the rods that you have on hand in creative ways, and you will probably be more than satisfied with your antenna’s DXing results.

In addition to the multiple ferrite rods, FSL antenna construction also requires a few components which may be in short supply at various times due to increasing demand from hobbyists. If you have difficulty in tracking down any of the listed components a general post to the Ultralightx Yahoo group may be helpful, since several of the group members often have extra supplies of various scarce material.

This ferrite sleeve loop antenna is designed to be inductively coupled to any portable radio with a loopstick, and no radio modifications are necessary to receive the antenna’s high gain DXing boost. Although FSL’s are typically used to dramatically boost an Ultralight radio’s weak signal sensitivity, they may also be used with medium and full-sized AM-DXing portables like the ICF-S5W and RF-2200, providing the same high gain inductive coupling boost (and a quantum leap in these classic portables’ weak signal DXing effectiveness).

Material Required To construct this 7” FSL antenna in the author’s design system the following list of parts will be needed. Substitutions for the frame material (PVC pipe, rubber plumbing coupler, “Fun noodle” inner core and pipe insulation padding material) may adversely affect the antenna’s survivability in portable operating situations, especially if hard material is substituted for soft material. Substitutions in the variable capacitor, Litz wire or ferrite rod material may result in decreased antenna performance from the design standard. The PVC frame has been carefully designed so that the entire FSL antenna will fit inside a small Sterilite plastic tote of 14 1/4” x 9 5/8” x 12 1/8” size (36.2 cm x 24.4 cm x 30.8 cm), commonly available at Walmart and other North American stores. Provisions have also been made to plug in a protective “rain hood” PVC frame section, to provide protection for the antenna (and inductively coupled portable radio) from wet weather.



- A) 68 Russian surplus 140mm x 8mm ferrite rods (typically ordered from the eBay sellers “Alexer1” or “Sovtube”). Ordering a few extra rods to compensate for bent-shaped pieces is recommended (70 total should be sufficient).

- B) A 381 pf, 8:1 vernier drive “N50P” variable capacitor from <http://www.crystalradiosupply.com>
 C) 30 feet of 660/46 Litz wire from the eBay seller “Mkmak222” (substitutions not recommended)
 D) A 5’ long section of Schedule 40, 3/4 inch diameter PVC water pipe

- E) Four 3/4 inch diameter PVC “Tee” fittings
 F) A 7” long section of the “Fun noodle” 3” diameter swimming floatation aide. A 7” long section of the “Big Boss Noodle” 3 1/2” diameter swimming floatation aide is also acceptable
 G) A 6 1/4” diameter rubber plumbing coupler (Fernco Inc. Part #1004-44, 4” concrete to 4” concrete)
 H) A 36” long section of 1 1/8” Inner Diameter pipe insulation, 3/4” thick
 I) Three heavy-duty (175 pound test) 18” long plastic tie wraps
 J) A 2” long section of 3/32” shrink tubing
 K) Johnson and Johnson waterproof medical tape (either 1”, 2” or 3” wide sizes)
 L) Scotch brand “Extreme” strapping tape
 M) PVC pipe assembly glue, with brush inside can (Oatey Rain-R-Shine #30891 blue glue recommended)
 N) An Oatey 4” x 4” closet spacer foam package
 Miscellaneous: 6-32 x 3/8” screw, two 6-32 nuts, 6-32 lock washer, 12” of 5/8” I.D. rubber air hose, a variable capacitor control knob (for 1/4 inch shaft, Crystal Radio Supply knob #3 recommended), two “Duro” .07 oz (2 gram) Super Glue packets



Figure 1



Figure 2

- 3) Wrap several strips of J & J waterproof tape around the Fun noodle outer surface in equally spaced circular strips, adhesive side out. Overlap each tape strip so that it will be tightly secured around the Fun noodle surface. This spaced taping pattern should only be done for a 5” long section of the Fun noodle, starting from the bottom edge (flush to the table—see Figure 1).
 4) Take the pipe insulation, and separate it at the factory-precut line for a length of 24”. Cut six 4” long sections of the pipe insulation (with even, perpendicular cuts). Trim each of the factory-cut edges of these 4” sections at an angle, so that each individual piece will make a close fit with the next one, when wrapped around the Fun noodle section (see Figure 2). Attach the first pipe insulation piece tightly around the taped Fun noodle section (see Figure 1). Tightly place another pipe insulation section against this first one, then a short piece (1 1/2” wide) of pipe insulation to complete the first layer (see Figure 2). Wrap another spaced pattern of J & J waterproof tape around this first layer (adhesive side out). Begin the second pipe insulation layer by overlapping one of the first layer mating edges with a standard long piece of pipe insulation. Three standard long sections should complete the second layer of pipe insulation, which together with the first layer should fit snugly within the rubber plumbing coupler, as shown in Figure 3.



Figure 3

- 5) Carefully insert the inner core material inside the rubber plumbing coupler at the edge, working it inside inch by inch (see Figure 3). Remove the inner PVC pipe, if necessary. When finished, the inner core material should be flush with the outer edge of the rubber plumbing coupler, and provide a snug but resilient fit. Reinsert the PVC pipe (if removed previously), and ensure that the assembly’s flush side is completely flat, allowing it to stand vertically.

- 6) Stand the inner core and rubber plumbing assembly vertically on the flush end, as shown in Figure 4. Remove the metal hose clamps from the rubber plumbing coupler, if not done previously. To fill up the slight horizontal slots left on the plumbing coupler after removal of the hose clamps, some 1/2” J & J tape or a folded length of 1” tape (adhesive side out) may be used until the slots are level with the main rubber surface of the plumbing coupler.

Tightly wrap a pattern of J & J waterproof tape horizontally around the plumbing coupler (adhesive side out), using overlapping edges to secure each strip (see Figure 4). Make sure that each J & J tape strip is wound tightly, so that the strips do not slide up and down on the rubber plumbing coupler. Whether 1”, 2” or 3” J & J tape is used for this pattern, the tape pattern should extend throughout the 4” height of the rubber plumbing coupler, as shown in the Figure 4.

Step-By-Step Construction

- 1) Cut the PVC pipe into a single 8” section, two 4” sections, and four 2 1/2” sections. Suggestions on cutting and gluing PVC pipe are contained in the PVC Loop article (posted at <http://www.mediafire.com/?igw1zjwfmw>). After reading the gluing suggestions in the article, glue a PVC “Tee” fitting to one end of the 8” long PVC pipe section, ensuring that the pipe is glued to the center opening of the PVC fitting (see Figure 1), and that it is bottomed out in the fitting.
 2) Insert the unglued end of the 8” long PVC pipe section through the inner hole of the 7” Fun noodle section until it is flush with the opposite end of the Fun noodle. Stand this assembly on the flush edge (see Figure 1).




Figure 4

(Note: It is common for the Russian surplus ferrite rods to have minor bends and angles, but when lining up the ferrite rods in a cylindrical sleeve, try to ensure that each rod has maximum contact with the J & J tape, and that the ferrite rod angles do not create a major gap with the adjacent ferrite rod. Ferrite rods with severe bends (typically quite rare) should not be installed in the antenna.)




Figure 6

finishing up the last few rods in the sleeve, ensure that they also are vertical, and that the last rod will make a tight fit with the first one (using the rods' minor bend angles to your advantage, if necessary). Because of small differences in the ferrite rods or rubber plumbing coupler, the completed sleeve may contain anywhere from 63 rods up to 68 rods.

8) With the assembly still standing on the flush edge, install another pattern of J & J tape tightly around the completed ferrite sleeve's lower 4 inches, adhesive side out. Use this tape pattern to attach a single layer of the Oatey 4" x 4" foam spacer material, cut to fit the exact circumference of the ferrite sleeve. When completed and laid flat, the assembly should resemble Figure 5.

9) With the assembly laid flat as in Figure 5, insert a scrap piece (12" or longer) of 3/4" PVC pipe in one side of the PVC "Tee" fitting at the far edge of the inner core PVC pipe. Then rotate this "Tee" fitting until the end of the scrap piece of 3/4" PVC pipe lays on the table, to the upper right of the antenna assembly. In the same way, insert another scrap piece (12" or longer) of 3/4" PVC pipe in one side of a remaining PVC "Tee" fitting, and lay this scrap pipe in front of the antenna assembly, parallel and lined up with the scrap PVC pipe in back of the antenna assembly (refer to Figure 6).

(Note: PVC gluing operations should always be conducted outdoors (because of strong PVC glue fumes). It is also advisable to practice PVC gluing operations with scrap PVC pipe and fittings, prior to completing the PVC frame assembly in the following steps. In each of the following steps, read over all assembly instructions thoroughly before starting each step, and know exactly what you need to do to complete the step before applying glue. Be ready to line up the scrap pieces within 5 seconds (before the glue dries), according to the instructions. Always have some wet rags or paper towels available for PVC glue cleanup, prior to starting each frame assembly step.)



Figure 7

Figure 8

10) Working outdoors, ensure that the parts in Figure 6 are laid on a flat table in the same orientation, with PVC glue and cleanup material nearby. Grasp the far edge of the FSL assembly with one hand and push in the Funnoodle core material around the PVC pipe with the other hand, to provide about 3/4 inch of PVC pipe for gluing purposes (as shown in Figure 6). While this section of PVC pipe is still exposed, quickly brush on PVC glue throughout its length, and also apply glue to the center opening of the "Tee" fitting that will mate with it (see Figure 6). Using one hand on each side of the frame assembly, push the center opening of the "Tee" fitting onto the exposed section of PVC pipe until it bottoms out, and within 5 seconds of mating these pieces (while continuing to push in the "Tee" fitting to maintain the bottomed-out position) rotate the scrap PVC pipe section in front so that it exactly lines up with the scrap PVC pipe section in the back of the assembly (refer to Figure 7). Maintaining the pushing pressure on the frame assembly, hold the two scrap pipes in this lined-up position for at least 15 seconds before releasing the pressure (this will allow time for the PVC glue to dry).

11) Remove the scrap pieces of pipe from the PVC "Tee" fittings, and glue the two 4" long PVC pipes in their place (in one end of each of the two "Tee" fittings), making sure that the pipe sections are bottomed out in the "Tee" fittings, and that both 4" pipes are facing in the same direction (like the scrap pieces in Figure 7).

12) Rotate the assembly on the work table so that the 4" pipes are visible on the left and right side of the ferrite sleeve (see Figure 8). Roll the ferrite sleeve slightly closer, so that the 4" leg pipes are pointing directly at your eyes. Take the two scrap pieces of PVC pipe and insert them (without glue) in one end of each of the two remaining "Tee" fittings. Have PVC glue and cleanup material ready, before proceeding with the following steps.



Figure 11

13) (Refer to Figure 8) Apply PVC glue to end of the left side 4" pipe, and to the center opening of one of the "Tee" fittings. With the scrap PVC pipe facing upward, push the center opening of the "Tee" fitting onto the end of the 4" pipe so that it bottoms out in the fitting, ensuring (within 5 seconds of mating

these pieces) that the scrap PVC pipe is exactly parallel to the left (flush) side of the ferrite sleeve assembly (see Figure 8).

14) (Refer to Figure 8) Apply PVC glue to the end of the right side 4" pipe, and to the center opening of the remaining "Tee" fitting. With the scrap PVC pipe facing upward (as in Figure 8), push the center opening of the "Tee" fitting onto the end of the 4" pipe so that it bottoms out in the fitting, ensuring (within 5 seconds of mating these pieces) that the scrap PVC pipe is exactly parallel to the other scrap pipe, and the right side of the ferrite sleeve assembly (see Figure 8).



Figure 12

15) Remove the scrap PVC pipes from the two "Tee" fittings, and glue two 2 1/2" PVC pipes in the end openings of both "Tee" fittings. Ensure that all four short pipes bottom out in the end openings of the "Tee" fittings, and use cleanup material to remove any excess glue. This completes the assembly of the FSL antenna's basic PVC frame (see Figure 9). Keep the assembly outdoors for several hours, to allow sufficient time for the PVC glue fumes to vent out.

16) Bring the assembly indoors, and stand the PVC frame upright on the two "legs." Ensure that the single layer of Oatey foam spacer material is wrapped tightly around the ferrite sleeve, with no gap at the ends (this foam material can be unwrapped and stretched slightly, if necessary, to fill any minor gap between the ends).

17) Using either 1", 2" or 3" Johnson & Johnson waterproof tape, tightly wrap a turn of tape over the foam material directly above the exact center of the ferrite rods, with the adhesive side out (if you are using the 1" wide tape, use two overlapping turns of tape, for a total width of 1 3/4"). It is important that this tape is wrapped tightly, to secure the ferrite sleeve in a tight cylindrical pattern.

18) Refer to Figure 10. Using a short scrap piece of waterproof tape, temporarily tape the end of the 660/46 Litz wire length to the top surface of the Funnoodle material. Leaving 10" of wire to be used for one of the variable capacitor leads, start the first turn of the Litz wire coil 2" from the right edge of the ferrite rods, as shown in Figure 10. Temporarily place your finger at this spot to hold the wire, and begin winding the Litz wire in a straight pattern perpendicular to the ferrite rods (ensuring that there are no kinks or gaps), as shown in Figure 10. Tightly wind 18 turns of Litz wire in a neat pattern around the waterproof tape, rotating the ferrite sleeve assembly if necessary to maintain wire tension. When the 18-turn coil is finished it should be positioned roughly above the center of the ferrite rods, as shown in Figure 10.

19) Refer to Figure 11. When 18 full turns of Litz wire have been wound, extend the final turn three inches past the start of the first turn. Secure the coil with a horizontal strip of Scotch "Extreme" tape, then turn the Litz wire back over the coil to return alongside the other end (see Figure 11). Secure this last turn with another strip of "Extreme" tape, cutting the wire 10" long.




Figure 14

20) (Optional) For maximum antenna survivability in rough DXpedition environments a coat of silicone rubber sealant may be added on the sides of the ferrite sleeve, where the ferrite rod ends meet the rubber plumbing coupler (see Figure 12). This will provide additional protection for the ferrite rods, and enable the FSL to survive sharp horizontal bumps to the PVC frame (the soft inner core material will already protect the antenna from sharp vertical bumps). For those choosing to add this protection, it should be done outdoors, prior to installation of the variable capacitor. Have some cleanup material ready, and allow sufficient time for the silicone sealant to cure before proceeding to the next step.

21) Refer to Figure 13. Take the 2" long section of shrink tubing, and run the two Litz wire ends through it. Push the shrink tubing along the Litz wires until it touches the edge of the Scotch "Extreme" tape surface. In this position, the shrink tubing will protect the Litz wires from the sharp edges of the ferrite rods (in the sleeve assembly) during future operation.




Figure 15

22) Rotate the ferrite sleeve assembly until the Litz wire's starting (and end) point is at the top, as shown in Figure 13. Ensure that the shrink tubing is still pushed as far as possible up to the Extreme tape edge, then using sharp diagonal cutters (so that the Litz wire insulation does not unravel), cut the lengths of the two Litz wires to 2 1/2" and 3" past the edge of the shrink tubing.

23) Temporarily bend the Litz wire ends away from the antenna assembly to avoid solder drips and scorch marks. Pre-tin the ends of both Litz wires with a hot soldering iron, so that at least 1/2" at the end of both wires is covered with solder in a straight pattern.

24) Refer to Figure 14. Position the variable capacitor in the position shown, on top of the Funnoodle's outer edge. After making a secure connection solder the 2 1/2" Litz wire lead to the terminal shown, ensuring that there are no shorts to the variable cap frame. Prepare the end of the 3" Litz wire lead as shown, so that it will fit securely between the 6-32 nuts when the screw is tightened in a clockwise pattern.



Figure 13





Figure 16

25) Install (in this order) a 6-32 lock washer and two 6-32 nuts on the 6-32 x 3/8" screw, as shown in Figure 14. Install the screw in the variable cap frame by turning it a few turns clockwise in the position shown, leaving enough space between the nuts for attaching the prepared end of the 3" Litz wire. Finally, pull this prepared Litz wire end down over the 6-32 screw shaft in the space between the nuts, and ensure that the wire will make a solid connection when the screw is tightened (use needle nose pliers if necessary, to crimp the lead tightly against the screw shaft). Finally, tighten the screw securely against the variable cap frame, ensuring that the Litz wire lead is permanently secured.



17

has been done, temporarily remove the tie wrap assembly and neatly cut off the two excess lengths of tie wrap material. Then place the short tie wrap assembly back under the variable cap frame.


27) Refer to Figure 16 for the following step. Take the remaining 18" tie wrap and insert its end up through the right side tie wrap eye (as shown in Figure 16) for a length of 11", passing the tip in between the Litz wires and over the top of the variable cap, as shown.

28) Refer to Figure 17 for the following step. Wrap the 18" tie wrap around the Funoodle surface and pass its tip through its eye, ensuring that the tie wrap is lined up vertically with the short tie wrap assembly under the variable cap frame, with both of these items 1/4" from the inner edge of the variable cap frame. Ensure that the outer edge of the variable cap frame is flush with the edge of the Funoodle edge, and that the variable cap stays in a horizontal position when the tie wrap is tightened. Tighten the tie wrap slowly, making sure that the variable cap's horizontal and vertical alignment stays straight (reposition the variable cap if necessary during tightening, since it can be easily moved along the Funoodle surface when the tie wrap is still relatively loose). Check Figures 17 and 18 to ensure that your front and side alignment stays correct, and continue to slowly tighten the tie wrap until the variable cap is held securely in place.

29) After the variable cap is secured tightly against the Funoodle surface, turn the shaft of the variable cap through a complete rotation cycle to ensure that there are no obstructions to prevent free rotation during operation. When the plates are fully open the variable cap plates may temporarily brush up against the Funoodle surface, but this will not affect the antenna's operation (shallow sections of the Funoodle surface can be easily removed with sandpaper, if necessary). After ensuring that the variable cap is perfectly aligned and operates smoothly, bend down the remaining variable cap upper terminal (next to the one soldered with a Litz wire) over the plastic tie wrap to lock the variable cap in place. Finally, cut off the excess tie wrap length.

30) Refer to Figure 19 for the following step. Install the variable cap control knob on the variable cap shaft and tighten the setscrew securely, ensuring that the knob rotates freely. Cut four 1 3/4" lengths of 5/8" I.D. rubber air hose, ensuring that the cut lines are neatly vertical. Take scissors and cut each of these 1 3/4" long sections in a straight line lengthwise, trimming away any loose rubber pieces along the edges. Then use the Duro Super Glue packets to glue these four 1 3/4" long rubber air hose lengths to the PVC frame legs as shown, ensuring that no glue runs down the sides or bottom of the rubber hose sections. These short air hose sections will be used as rubber leg grips, providing superior protection for the FSL when the antenna is used on slippery or wet surfaces. This completes construction of the 7" FSL antenna.

Testing and Operation This antenna is designed to provide a high-gain inductive coupling boost to all portable radios having a loopstick, and unlike other similar-sized antennas, it will provide a very substantial signal boost even to full-sized portables like the ICF-S5W and RF-2200. As designed, it will provide this inductive coupling boost on all frequencies from 490-1710 kHz, with signal gain approximately equal to that of a full-sized 4' air-core box loop. Because of the lower noise pickup of the ferrite sleeve, however, it will typically outperform the 4' box loop in the signal-to-noise ratio of weak DX signals. All four 7" FSL test models here were compared with such a 4' box loop and found superior in weak-signal daytime DX reception (MP3's are available on request).



19

- 1) In a location free from RF noise, place the FSL antenna in a secure position on a flat surface, away from metal tables and other large electrical conductors.
- 2) Position your portable radio about 4" in front of the FSL coil for the initial test.
- 3) Tune in a weak signal (the weaker the better) at the low end of the AM band on your portable radio. It is important that the signal is just above the noise level, to demonstrate the effectiveness of the antenna.
- 4) SLOWLY tune the FSL antenna's variable cap until the antenna's resonant frequency matches that of the portable radio. Looking at the variable cap plates can give you a rough idea of the FSL's tuned frequency, with its plates about half open on a center-band (1000 kHz) frequency. The FSL's tuning sharpness is much greater than that of a typical air-core loop, and best results are obtained only when the FSL's variable cap is

carefully zeroed in on the correct frequency. When zeroed in on the weak station's frequency, the FSL should give a VERY great inductive coupling boost.

5) After the correct frequency is matched, slowly vary the portable radio's distance from the FSL coil to determine the distance for the best inductive coupling boost. This is also a fairly sharp adjustment, which will provide excellent results when optimized.

6) FSL performance can be increased by placing the antenna on a non-conducting stand up off of a table, such as on a PVC-framed base for DXpedition or shack usage. Information on such PVC bases and a protective "rain hood" PVC assembly may be obtained from the author.

Conclusion This 7" FSL antenna project will introduce you to an astonishing antenna, hopefully providing you with a major boost in your hobby excitement and satisfaction. Good luck in your construction, and in raking in the DX upon completion!

73 and Best Wishes, Gary DeBock

IRCA Facebook Page

The IRCA's Facebook page is now online! This is a new feature of IRCA, featuring photos of transmitter sites (many of which provided by our Chairman, John C. Johnson), members' shacks (your Editor-in-Chief included) and plenty of information. If you have a Facebook page, enter "International Radio Club of America" into your Facebook search engine, then click the "Like" icon. Many thanks to Mike Sanburn (KG6LJU) and John C. Johnson for setting this page up.

The IRCA is a non-profit organization devoted to the hobby of hearing distant stations on the Broadcast Band (510-1720 kHz). **DX Monitor**, the official publication of the IRCA, is published in "soft" form 35 times a year (weekly from November through March, twice monthly from April to November) and in printed form 30 times a year (weekly November through March, monthly April to November). **DX Monitor** contains members' loggings, articles on radio stations, receiver reviews, technical articles, DX tips, and other material of interest to Broadcast Band DX hobbyists.



CLUB OFFICERS AND CONTACT INFORMATION

President: Lee Freshwater – 414 SE 3rd St, Ocala FL 34471
e-mail: ircapres@yahoo.com (proposals/gripes)

Secretary-Treasurer: Lynn Hollerman, PO Box 60241, Lafayette LA 70596
e-mail: lynnhollerman@yahoo.com – (dues, address changes, IRCA mailing list sign-ups)

Board of Directors: Phil Bytheway – phil_tekno@yahoo.com, Craig Healy – craig@craighealy.com, John C Johnson – John_Johnson@prodigy.net (Chairman), Patrick Martin – mwdxer@webtv.net, Bruce Portzer – bportzer@comcast.net, Mike Sanburn – mikesanburn@hotmail.com and Robert Wien – wienbob@aol.com

Publishing Committee: Editor-in-Chief: Eric Bueneman, 631 Coachway Lane, Hazelwood MO 63042-1347, e-mail: n0uiheric@aol.com – (all material for publication goes here), **Lee Freshwater**, HDXM Publisher

MEMBERSHIP DUES (DXM=printed DX Monitor, SDXM=soft e-mailed version)

Destination	SDXM	DXM	DXM+SDXM
USA	\$10	\$31	\$36
Canada & Mexico (group 2)	\$10	\$40	\$45
Western Europe (group 3)	\$10	\$52	\$57
Australia/NZ/Japan (group 4)	\$10	\$52	\$57
Rest of world (group 5)	\$10	\$52	\$57

TRIAL MEMBERSHIP (10 issues) TO USA-CANADA-MEXICO only: \$10 DXM, \$12 DXM / SDXM Installment Rate: 2 payments a year of one-half dues plus \$1.

Make checks and Money Orders in US funds payable to IRCA.

All dues and address changes go to: **IRCA, PO Box 60241, Lafayette LA 70596**

Pay electronically with **PayPal** – add \$1 to all prices above. Go to www.paypal.com, then send your dues to ircamember@ircaonline.org – contact Lynn Hollerman for more information.

Sample copies of DX Monitor are available. Along with your request, please include first class postage of: **42c** for USA addresses, **69c** for Canada and Mexico or **2-International Reply Coupons** each, for other countries. Send to: **IRCA, 414 SE 3rd St, Ocala FL 34471.** (Maximum two samples per year.)

For information on **subscribing to the IRCA mailing list** at Hard-Core-DX, a group e-mail service, contact the moderator, Lynn Hollerman at lynnhollerman@yahoo.com.

Unless otherwise noted, permission is granted to publish, broadcast, or otherwise reproduce non-copyrighted material appearing in **DX Monitor** provided credit is given to the IRCA and permission is obtained from the original contributor. Opinions in **DX Monitor** are those of the original contributors and do not necessarily reflect those of the IRCA, its publishing staff, editors or officers.

©2011 International Radio Club of America

THE INTERNATIONAL RADIO CLUB OF AMERICA
PO Box 60241, Lafayette LA 70596
<http://www.ircaonline.org>