

The **Call**  
**Letter**

May, 2008  
Vol. 34 — No. 5

*"Coming in May  
to Historic  
Aurora"*



**BIG**

*Antique*

**RADIO  
SHOW & SALE**

*Presented by the  
Northwest Vintage Radio Society*

**SATURDAY, MAY 10**

**9 AM 'til 3 PM**

**American Legion Hall**

**21510 Main St.**

**IN HISTORIC**

**AURORA, OR**

*You'll see and can purchase consoles,  
table tops, Catalin, shortwave, wood,  
Bakelite and project radios. Radio tubes  
& hard to find parts will also be available.*



**FREE PARKING  
FREE ADMISSION**

*for more information, see our  
website .... [www.NWVRS.org](http://www.NWVRS.org)*



Over **30** years in print!

# The Northwest Vintage Radio Society

Post Office Box 82379  
Portland, Oregon 97282-0379

The Northwest Vintage Radio Society is a non-profit historical society incorporated in the State of Oregon. Since 1974 the Society has been dedicated to the preservation and enjoyment of "Vintage radio" and wireless equipment.

Membership in the Society is open to all who are actively interested in historic preservation. The dues are \$25.00 for domestic membership, due on January 1st of each year (prorated quarterly).

The *Call Letter* has been a monthly publication since 1974. It was originated with the founder, Bob Bilbie, and our first president, Harley Perkins. Through several editors and with the assistance of numerous society members, the *Call Letter* has continued to be a publication that informs members of the society's business and that supports the hobby of collecting, preserving, and restoring vintage radios.

Society meetings are held the second Saturday of each month at the Abernethy Grange Hall at 15745 S. Harley Ave. in Oregon City, Oregon. They convene at or about 10 AM for the purpose of displaying radios, conducting Society business, and exchanging information. Guests are welcome at all Society meetings and functions (except board meetings).

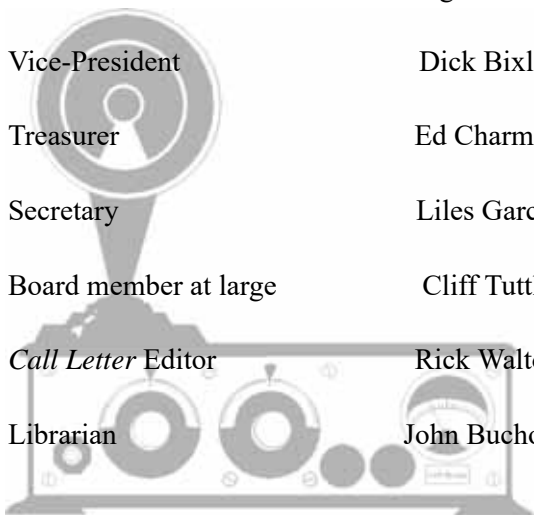
Other Society functions include guest speakers, auctions, radio shows, and radio sales which are advertised in the *Call Letter* and are held in and around Portland.

With each issue of the *Call Letter*, we remember Jim Mason, a charter member of the society who remained active until his death in 1999. A generous bequest from Jim's estate ensures the vitality of the Northwest Vintage Radio Society, and continued publication of the *Call Letter*.



## Society Officers for 2008:

President	George Kirkwood	(503) 648-4809 <a href="mailto:radiogeo@hevanet.com">radiogeo@hevanet.com</a>
Vice-President	Dick Bixler	(503) 690-2557 <a href="mailto:rf2af@verizon.net">rf2af@verizon.net</a>
Treasurer	Ed Charman	(503) 654-7387 <a href="mailto:enamrahc@peoplepc.com">enamrahc@peoplepc.com</a>
Secretary	Liles Garcia	(503) 649-9288 <a href="mailto:landn2@verizon.net">landn2@verizon.net</a>
Board member at large	Cliff Tuttle	(503) 666-7005 <a href="mailto:kiptuttle@aol.com">kiptuttle@aol.com</a>
<i>Call Letter</i> Editor	Rick Walton	(503) 656-4104 <a href="mailto:rwalton@easystreet.net">rwalton@easystreet.net</a>
Librarian	John Bucholtz	(360) 693-7135 <a href="mailto:BonJonBuck@webtv.net">BonJonBuck@webtv.net</a>



---

# May 2008

## Table of Contents

---

From the Editor .....2

NWVRS Meeting Minutes.....3

NWVRS Calendar of Events .....4

Photo Display.....6

VSAC Announcement .....7

Trash Bash Photo Report .....8

In The Shack.....9

Swap Shop ..... 11

**On the cover:** “The new poster for the May Antique Radio Sale (Swap Meet for us old-timers) in Aurora.

---

**The next meeting is on June 14, 2008.**

---

**No meeting in May, but don’t miss the Spring Swap/Sale in Aurora on May 10.**

**Visit our web site at <http://nwvrs.org>.**

---

**Next Call Letter Deadline: June 5, 2008.**

---

The *Call Letter* is the official publication of the Northwest Vintage Radio Society. Circulation is limited to the membership and guests of the Society. The Society is not responsible for the material contributed for publication, nor the quality, timeliness, or accuracy of the items or services offered for sale in the SWAP SHOP. By common agreement of the board of directors, the buyer assumes all responsibility for the satisfaction of any transaction.

---

## From the Editor

---

by Call Letter Editor, Rick Walton

Club charter member Art Redman has done it again! Art has had another article published in *Antique Radio Classified*, this time on Forest Service Radios. Congratulations to Art for another fine article showcasing radios from the Northwest!

The Trash Bash was another (dare I say it) smashing success. I managed to resist the urge to take home a bunch of stuff. There was plenty to tempt even the casual collector. Be sure to look at the pictures in this issue.

The May meeting is replaced by our Spring Swap Meet and Sale, a source of enjoyment for many of us. Word has it that there will be lots of tubes at this meet. And radios, of course!

This month I'm reprising the April 1999 "In the Shack". Mike describes his acquisition of an Ozarka set in a trade with Art Redman, and the unorthodox method he uses to clean it up.

# Sinatra, Bennett, Norah.

Portland's only station for classic American standards  
of yesterday and today. Sunny 1550 KKAD.

Listen online at: [www.sunny1550kkad.com](http://www.sunny1550kkad.com)



---

# NWVRS Meeting Minutes

---

## Liles Garcia, NWVRS Secretary

President George Kirkwood called the April 12, 2008 meeting of the NorthWest Vintage Radio Society to order at 10:00 AM. Liles Garcia read the minutes of the March meeting; the meeting minutes were approved as printed in the April Call Letter. Ed Charman gave the Treasurer's report; it was approved as provided by Ed. Brian Toon reported that Swap Meet tables were selling well. Members gave Brian a round of applause in appreciation of his great work on our Swap Meet. Society members brought items to discard for our Spring Trash Bash. Vice President Dick Bixler is recovering from his recent surgery; Don Iverson has been ill for a while. There were approximately 36 people at our meeting today.

## **Old Business**

Swap Meet Publicity — Liles brought color Swap Meet posters and Swap Meet flyers on card stock. Members took these for distribution to businesses and antique shops.

## **New Business**

Swap Meet Set-Up Times--Set-up times for our May 10 Swap Meet are Friday afternoon from 4:00 PM to 7:00 PM and Saturday morning starting at 7:00 AM.

Vacuum Tube Conference — Jerry Hertel told the group about a Vacuum Tube Conference that will be at the Vancouver Hilton Hotel on May 24 and May 25.

## **Leads and Needs**

Ed Charman has leads on a 1932 Wards Airline radio and a Bendix radio. Please call Ed if you are interested.

Dave Wise needs some IBM SMS circuit cards for his IBM 1620 Computer.

## **Program Topic**

The program topic for today was "Radios That Have Other Than Wood Or Plastic Cases". Members showed and discussed the radios that they brought. The program topic for the June meeting is "Crystal Radios And Military Radios".

The meeting was adjourned.

# NWVRS Calendar of Events

Most of the hamfest and ham swap meet information comes from: PNW Hamfair web page at [www.n7cfo.com/amradio/hf/hf.htm](http://www.n7cfo.com/amradio/hf/hf.htm)

**May 10** NWVRS Spring Swap/Sale at Aurora American Legion Hall, Aurora, Oregon.



**May 24, 25, 26** VSAC 2008 (Vacuum Tube State of the Art) audio show. Hilton Hotel & Convention Center, Vancouver WA  
[www.vsac2008.com/](http://www.vsac2008.com/)

**May 30-June 1** Sea-Pac Hamfest. Seaside Convention Center, Seaside, Oregon. Email [ai9q@arrl.net](mailto:ai9q@arrl.net), [www.seapac.org/](http://www.seapac.org/).

**June 6-8** Wenatchee Hamfest. Apple City ARC. Dryden Gun Club. Dryden, WA. Contact Jim W7JBP at [shultzjims@aol.com](mailto:shultzjims@aol.com), or Judy at [ka7zna@msn.com](mailto:ka7zna@msn.com) for information. <http://www.qsl.net/w7td/>

**June 14** NWVRS monthly meeting 10 am; tailgate swap 8:30.

**June 14** Hamfest 2008. Kootenai Amateur Radio Society. American Legion Hall, 1138 E. Poleline, Post Falls, Idaho. Contact Jim, N7ESU at (208)755-2100 or email [n7esu@arrl.net](mailto:n7esu@arrl.net). <http://k7id.com/>

**June 21** 3rd Annual Port Ludlow ARC Tailgate Swap Meet. <http://www.n7pl.org/>.

**July 12** NWVRS monthly meeting 10 am; tailgate swap 8:30.

**July 19** Coos County Radio Club Hamfest and Swapmeet. North Bend Middle School, North Bend, OR. Contact Marilyn Mansker, [ke7oam@yahoo.com](mailto:ke7oam@yahoo.com).

**August 1-3** Pacific Northwest DX Convention. Monarch Hotel, Portland, OR. Hosted by the Willamette Valley DX Club. [www.wvdx.org](http://www.wvdx.org).

- August 9** NWVRS monthly meeting 10 am; tailgate swap 8:30.
- August 16** Antique Radio Swap Meet. Puget Sound Antique Radio Association. 9 AM to 1 PM. Shoreline museum parking lot. N. 175th & Linden, Avenue, North Seattle. One block west of Aurora Avenue - one mile west of I-5, exit 176. Free admission. <http://www.eskimo.com/~hhagen/psara/swap.html> (Always the 3rd Sunday in August)
- August 16** W7PL Pendleton ARC Second Annual Swapmeet. SW 13th St. & Emigrant, Pendleton, OR. Free admission. For table information, contact [denton@oregontrail.net](mailto:denton@oregontrail.net). <http://w7pl.com/>.
- September 13** NWVRS monthly meeting 10 am; tailgate swap 8:30.
- September 27** Spokane Hamfest. University High School, 12420 E 32nd Ave, Spokane Valley WA 99216. For more info contact Bryan, K7WYO at [k7wyo@gktech.net](mailto:k7wyo@gktech.net)
- October 11** NWVRS Fall Swap/Sale at Aurora American Legion Hall, Aurora, Oregon.
- October 11** North Kitsap ARC Hamfest and Electronics Swapmeet. Bremerton, WA at the President's Hall – Kitsap County Fairgrounds. \$5.00 admission, \$15.00/Table. For more information: <http://www.nkarc.org/hamfest.html> or e-mail [kb2skp@arrl.net](mailto:kb2skp@arrl.net)
- October 25** Mount Baker Amateur Radio Club Flea Market, Lynden, WA. Always the last Saturday in October. Contact [k7iey@netscape.net](mailto:k7iey@netscape.net); <http://www.qsl.net/k7skw/>.
- November 8** NWVRS monthly meeting 10 am; tailgate swap 8:30. Officer nominations for 2009.
- December 13** NWVRS monthly meeting 10 am; tailgate swap 8:30. Officer elections, annual Holiday party.

# Photo Display

Photos by Rick Walton

Here is the fine showing of “radios with cabinets other than wood or plastic” presented at the April meeting.



Emerson 844 - Leather  
Sony Clutter



Sparton 558 “Blue Sled”  
Mirror Glass - Ed Cook



Trophy Baseball  
Molded Cardboard  
Ed Cook



LeWol “Best” LW4  
Pressed Paper  
Sony Clutter



Crosley 176 - Metal  
Sony Clutter



Arvin “Hopalong Cassidy”  
Metal - Glen Bricker



Federal Jr. Crystal  
Metal - Brian Toon



Gilfillan 42A - Mirror Glass  
Sony Clutter



Abbotwares Z477 - Metal  
Glen Bricker



Audiola 13-4T  
Cardboard  
Alan Shadduck



Hallicrafters S-210 - Metal  
Tony Hauser





Hallicrafters S-38B  
Metal - Kurt Torgerson



Heathkit GC-1A with power pack  
Metal - Brian Toon



Heathkit GR-81 - Metal  
Brian Toon



"Tek" Stereo Amplifier  
Metal - Jerry Hertel



Silvertone 132.878  
Metal- -Alan Shaddock

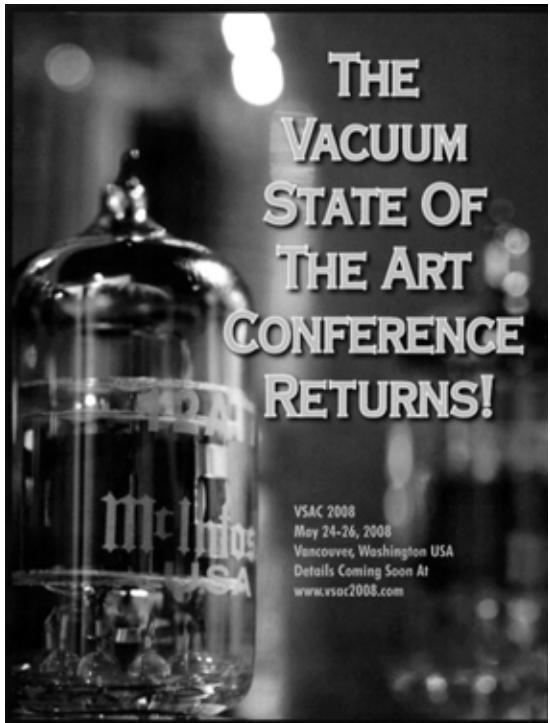
---

## VSAC Announcement

---

Submitted by Jerry Hertel

Thanks to Jerry for sending this announcement for the VSAC show being held the end of May.



---

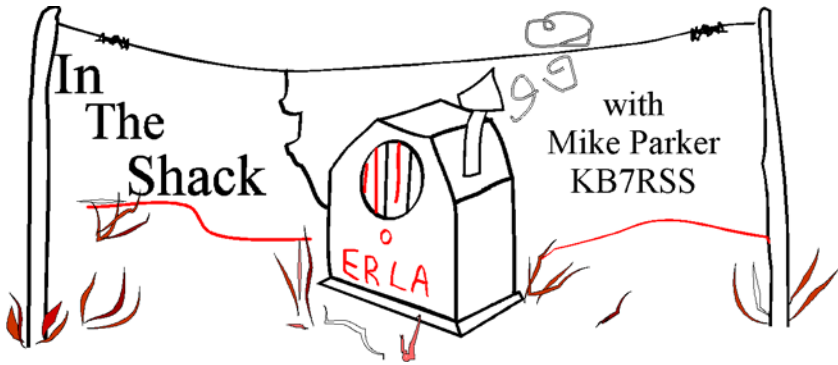
# Trash Bash Photo Report

---

Photos by Rick Walton

Here are a couple of snapshots of the lively activity at the April Trash Bash. Cliff Tuttle deserves our thanks for organizing this popular event.





*Editor's note: This "In The Shack" article is from the April, 1999, Call Letter!*

## Dunk Your Battery Set

Well, maybe just IMMERSE it! This is going to take some explaining and no, I am not crazy yet but just working on it!



So, to start this explanation from the beginning, I will have to tell you about a radio I recently acquired from NWVRS member Art Redman. It is an OZARKA Battery set, a SENIOR model 7 tube TRF, (Tuned Radio Frequency circuit), circa 1927.

Some time back, I had acquired an unusual electronic "antique" from a friend. It was an electric medical surgery device from the 1920's called an ENDOTHERM, mfg. by the WAPPLER Electric Co. of NYC. This device was actually known as a "Transformer Knife" and was basically a transmitter of high frequency that when connected to a probe with various platinum cutting tips, could cut you long, wide and frequent!

Huge and heavy, it is truly a beautiful device in it's own way and is housed in a tall wooden cabinet with doors opening front and rear. The front doors open to a very fine Bakelite panel with meters, knobs and switches all made in the 1920,s.

The rear doors reveal the "works"...coils of cloth covered wires and real iron core transformers, all original, tagged and unmodified. Two huge 50 watt transmitting tubes reside in the top section and a neon indicator bulb, an Edison screw base bulb shaped like a 201-A tube with a tip top. Truly a piece of work! Some of you may have seen it at one of our more recent swap meets in Hillsboro. I would have loved to keep it but it was just too large and heavy to add to my collection.

Art Redman had a look at it and since he and I both have a special addiction to Battery Sets from the '20's.....(Art, if you won't admit it in public...I will!) Ha Ha Ha. Anyway, I was joking with him that I would trade a Battery Set for it. He seemed OK with the idea and mentioned some sets that I already had so I told him to keep looking, that I didn't expect to get his THERMIODYNE, (Art has a really fine Thermiodyne radio) but maybe he could come up with something I didn't have. So one day he showed me this OZARKA set that he offered to trade. I had thought that Art was not real interested in the surgery device but it turns out that Art is very interested in getting it to go under power and I am very glad it went to someone interested in making that happen. I can just see him, in his basement shooting sparks and dressed in a white lab coat, annoying the neighbors TV reception with that thing!

The OZARKA Senior S-7 model is a LARGE table radio and the cabinet was built with space under the chassis for batteries. This cabinet can be seen in the Ozarka section of Radio Manufacturers of the 1920's, Vol. 2 by Alan Douglas. The cabinet was designed in 1924 for a 4-dial, 4 tube Ozarka model and the cabinet was a carry-over of 3 years when my set was built. I had been looking for an Ozarka Junior, which has a slant front panel with exposed tubes and built in speaker, but had not found one so I thought why not an Ozarka Senior. So I traded Art for it. The front panel is brass with brown pseudo woodgrain and gold trim with the circular blue Ozarka symbol, a flying goose inside the numerals and increments of a full vision 1920's tuning dial. This logo was used often by Ozarka and appeared on every radio and loudspeaker, on literature and on buttons, pinned on every Ozarka sales and service person for instant recognition.

The 7 tube model has some features that I feel were somehow dishonest. For instance, it has 2 detector tubes and has 2 last audio tubes in parallel! After I got it working, I found that neither feature helped in performance. Just to impress people and suck more power out of the A battery. But those extra 201-A tubes are impressive to look at. It has all three dials ganged together with pulleys and dial cords, and one knob turns all 3 dials at once....until the cord broke!

I took the Ozarka home and up IN THE SHACK. It was fairly complete but was absolutely filthy. The set looked very much like it had taken on some water, perhaps even was a flood victim at one point. The front panel was coated with a mixture of grime and someone's attempt to shine it with wax. The cabinet had been refinished and looked pretty nice. I took the chassis apart and removed the front panel and the tuning condensers. Corrosion was setting in on the metal parts. I completely stripped the front panel and started scrubbing it with GOOF-OFF, which worked pretty well, but be sure and use it in a well ventilated area, the

stuff smells AWFUL and can give you a headache. The panel finally shined with brilliance but has a few worn spots.

Looking at the Bakelite sub panel, I found dirt and grime in places in and under the RF coils and knew that it would be impossible to remove without a complete strip down. The 3 audio transformers had surface rust on them and the metal binding posts were corroded. So what to do? I removed the audio transformers, cleaned and repainted them. I brushed the binding posts with 0000 steel wool to no avail. I took some metal parts and put them in a plastic bucket of water and TSP, (Tri-sodium phosphate) and threw in the binding posts. After soaking for a while in TSP and a scrub again, I got results.

Back to the sub-panel (chassis)...I thought, why not strip all the parts affected by moisture and dunk (sorry, IMMERSE) the panel in the laundry tray full of water and TSP and see if it gets clean. I removed the transformers, the sandwich type fixed capacitors but left the 3 RF coils on, which had the green silk covered windings and were extremely dirty. I left the Bakelite tube sockets and all the spaghetti covered wire on the panel and filled up the tray, dumped in a healthy amount of TSP and blub- blub, sank the chassis and let it soak for hours.

I thought that if it gets ruined, so what, not a big investment anyway. After a while, I took a look and the water was very black! I sloshed it around for a while and let it soak some more, washing my hands immediately with water, the TSP will eat at your skin. Later, I drained the grime and rinsed the sub-panel under the tap with clear water. I let it dry out for several days and was amazed at how clean everything was. The black Bakelite was unharmed, nothing was discolored or eaten away.

After drying out, I reassembled the set and touched up some corroded metal parts with silver paint. I installed a computer power supply in the empty space under the chassis for the 5 volt DC for filament supply. I made up a B battery pack for the plate voltages and put them under the chassis. I put a cloth twisted cord on the power supply to look old and authentic and installed the 201-A tubes. The set performs quite well and is now clean inside.

Art came up with an OZARKA cathedral shaped speaker for it which is HUGE and with that on top of the radio, the whole works stands a full 30 inches high and 24 inches wide! Not exactly a compact set but very impressive, visually.

I will not guarantee that you will not have any problems if you choose to immerse your Battery Set, but with a little care, what could you possibly harm? Just let it dry completely.

All in all, I was very satisfied with the results except for one problem....I still do not have ENOUGH ROOM for it!

QSO you next time.....IN THE SHACK

---

## Swap Shop

---

*FOR SALE:* Thousands of tubes, hundreds of radio parts, panels, meters, surplus, etc. R5-D3 electronic surplus, Bob Lee, 9770 S.E. Stanley Ave., Milwaukie, OR 97222, (503) 513-0410

**FOR SALE:** \*I have several old radios I need to get rid of including a Sparton console and a Zenith console Model 10-S153, plus 2 or 3 table tops. The condition is pretty marginal but someone talented in repair and restoration could probably make something of them. I'm not trying to make any money, just clear out some stuff I don't have room for. Contact Norm Gunning for a complete list of radios. 503-524-1785

**FOR SALE: Floor models:** Crosley Model 124, \$50; Philco w/Tilt out record player, \$150; Kolster Model 6-J, \$50

**Table top models:** Dark grey Admiral Model Y3309, \$50; Beige RCA Victor clock radio, model 4RD41, \$30; Beige RCA Victor Golden Throat Model 75X12, \$30; Old wood Philco, \$30; Beige True Tone model mic2910B-17, \$10; Dark brown Coronado model 15RA38-43-8235A, \$30; Gold Realistic model 12-1472, \$35; 2 Atwater Kent (metal Box), \$20 each; Atwater Kent Type E speaker, \$75.

Take away all for \$470. Carolyn, [cbeitelspach@yahoo.com](mailto:cbeitelspach@yahoo.com); Phone 503-359-0987, Forest Grove.

**WANTED:** In need of one or two type 6528 twin triode tubes. Will be at the Aurora swap meet. Thanks, Vance ([vdaberko@fastmail.fm](mailto:vdaberko@fastmail.fm))

**WANTED:** \*\*I am looking for a couple of audio transformers from the old big box Atwater Kent model 20. These are 1 3/4 in diameter and about 3 1/4 inches high. They are known by the 3 hole flange on the bottom (later AKs had a 2 hole flange. I have a lot of those). The transformers do not have to work. Cliff Tuttle [kiptuttle@comcast.net](mailto:kiptuttle@comcast.net)

## Radio Service

These members have indicated they are willing to perform radio repairs:

Roger Brown – (503) 693-6089

Blake Dietze – (360) 944-7172, [wb6jbj@ix.netcom.com](mailto:wb6jbj@ix.netcom.com)

Todd Ommert – (503) 246-4141, website [www.burlingame-radio.com](http://www.burlingame-radio.com)

Tony Ranft – (360) 944-8489 or [ranft@saw.net](mailto:ranft@saw.net) – General repairs.

Dave Wise – (503) 648-0897, [david\\_wise@phoenix.com](mailto:david_wise@phoenix.com)

If you are willing to repair radios, give your name, phone and/or e-mail, and any comments to the *Call Letter* editor.

The Northwest Vintage Radio Society is not responsible in any disputes arising from services provided by members listed here. By common agreement of the board of directors, the buyer assumes all responsibility for the satisfaction of any transaction.

## Leads and Needs

Questions about restoration of vintage radio? Visit radiolaguy's web site often for this information plus lots of other interesting displays, photo's, virtual museum plus lots of other information on vintage radio and television. Oh, yes, there are items for sale as well and NVRS members get a substantial discount on most of these items. Thank You, Sonny the Radiola Guy

Visit my vintage radio web site: <http://www.radiolaguy.com>

**“Free” to a good home:** a Zenith Stereo console, model # ML267OW, as in Sam's folder # 682-13, with record player, AM - FM receiver all in a like new cabinet. Interested parties should phone Frank Cevic @ 503-620-9540 for an appointment.

# Swap Meet Location

---

Map by Google

Here is a map to Aurora. The American Legion hall is just off of Highway 99E at the corner of 3rd and Main Street NE. Exits off I-5 to Aurora are clearly marked from either direction. Really, you can't miss it.

