

The
Indiana
Historical
Radio Society

BULLETIN

Volume 43

December 2014

Number 4



The King of the Season
Recommends
The Royalty of Radio

In this Bulletin:

Winter Meet 2015, Lawrence Park

Radio at Christmas, 1926

Contest Radios—Greenfield

DIY Diode Radio

Majestic 161 Restoration

Radio News and Programs?

The BULLETIN
A PUBLICATION OF THE INDIANA HISTORICAL RADIO SOCIETY
FORTY-THREE YEARS OF
DOCUMENTING EARLY RADIO

The Indiana Historical Radio Society Bulletin

December 2014

Thank you Bill Morris for the cover of this issue of the Bulletin. Note that the Zenith TO in the cover Santa ad is the same as (or similar to) the Popular Vote Contest entry by Tom Williams.

Consistently the Fall Meet Popular Vote Contest is small in size but shows unusual and rare radios. In the Open category, Randy Frasure entered a 1942, 11 tube, nine tuning ranges, Philco 42-788T and received first place. Also in the Open category, Michael Feldt showed a 17 tube, five band Midwest console. Both the Philco and Midwest are hard to find and were in show room condition. In the Tube Portable category Ed Dupart won first place for his Radiola II (1923) entry and Bill Morris placed second for his Popular Mechanics homebrew receivers.

The IHRS Meet schedule has been set for 2015. Mark your calendar and bring the family for a fun morning of "RADIO"!

Indiana Historical Radio Society 2015 Meeting Schedule

Winter Meet, February 21—Lawrence Park Com. Cent., Lawrence

Spring Meet, May 1 and 2—Quality Inn, Kokomo

Summer Meet, August 15—Cool Creek Nature Center, Carmel

Fall Meet, October 10—Riley Park Shelter, Greenfield

Details at indianahistoricalradio.org

Where to buy your Christmas 1926 radio (page 4): *Atwater Kent* at L. S. Ayres or Wm H Block, *Crosley* at Pettis Dry Goods or Kruse-Connell, or Guarantee Tire and Rubber Co., *Stewart Warner* at Colonial Furniture, *Kellogg* at Vonnegut Hardware, *A.C. Dayton* at Habig Mfg. Co., *Zenith* at Carlin Music Co., *Bosch* at Hatfield Electric, *Erla*, at Pearson Piano Co, and *Radiola* at Edison Electric Co.

Look for the pocket cat in his issue of the Bulletin. Send your story of "Why the Cat?" to the Bulletin editor. Maybe we can convince IHRS Officers to provide a prize for the best story.

See you at Lawrence Park February 21

Fred Prohl, Editor



**IHRS Winter Meeting – Lawrence Park Community Center,
Lawrence, Indiana - Saturday February 21, 2015
Meet at the Lawrence Park Community Center,
5301 N Franklin Road, Lawrence (North East Indianapolis)**

The Lawrence Park Community Center is located just outside the North East segment of I465, Indianapolis. Exit I465 at 56th Street East or Pendleton Pike (US36) East. From 56th Street turn South on Franklin Road to the Community Center – From Pendleton Pike turn North to the Community Center.

The IHRS Winter Meet is a **Swap N Sell indoor meet**. The doors to the Center will open at 8:00 AM for setup and Swap N Sell.

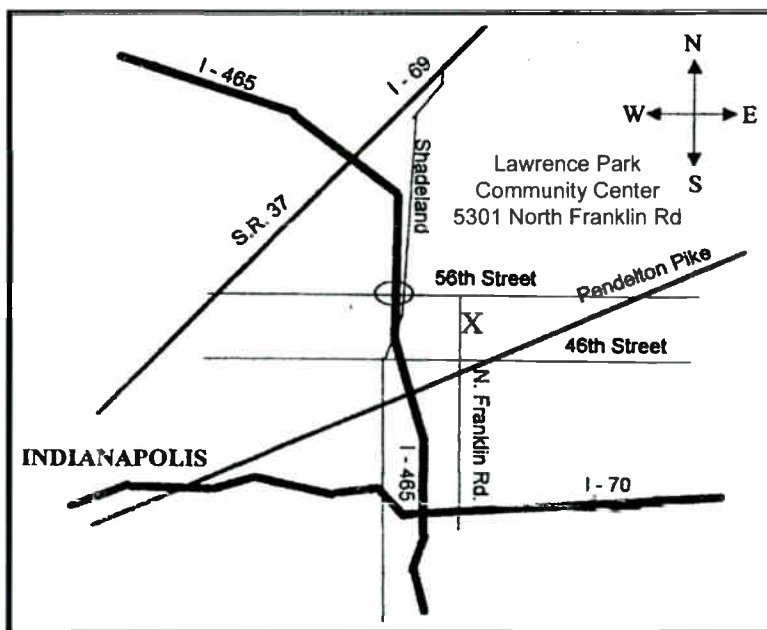
Old Equipment "Popular Vote" Contest is open to all entries of vintage radio and radio related equipment. Tables for the display of vintage/unique electronic equipment will be available.

CONTEST CATEGORIES:

1. Your Favorite Plastic Radio
2. Open to all Radios

Registration fees: Registration fee \$5.00 per family. Swap table rental: IHRS members - registration fee plus \$10.00 for each table; non-IHRS members – registration fee plus \$15.00 for each table. Tables are rectangular.

Meet contacts: Fred Prohl, 812-988-1761 and Ed Taylor, 317-638-1641



INDIANA HISTORICAL RADIO

December 3 and 9, 1926—The Indianapolis News

Radio News and Programs

JUVENILE INSTRUMENTAL FOUR TO PLAY CHILDREN'S HALF HOUR



A juvenile quartet, the Harmony Four, will appear in Aunt Sarah's half hour from WFBM, Merchants Heat and Light Company, Friday 6 to 6:30 p. m. The members of the quartet are (in order of the above picture); Paul Brewer,

saxophone; Vivian Campbell, pianist; Junior Willingham, violinist, and Almond Mendenhall, saxophone, members of the Leslie Troutman Orchestra. The quartet will play "bits of bits."

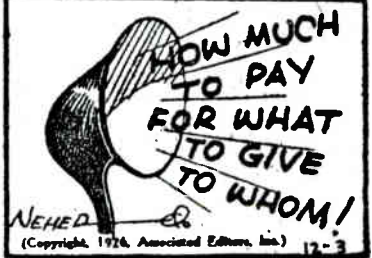
1,000,000th Atwater Kent Receiver Is Turned Out

A duplicate of the millionth Atwater Kent receiver, which, according to word from the factory to Tom J. Molloy, sales representative for the Atwater Kent Manufacturing Company, is scheduled to be turned out Friday afternoon, will be received by the H. T. Electric Company, Indianapolis distributors. The set will bear a special gold plate with the number of the set certified over Mr. Kent's signature and will bear a serial number between 1,000,000 and 1,000,100.

In addition to the millionth set Friday, more than 5,300 other receivers will be turned out. In 1922 the production was 6,628. Tremendous production gains are shown yearly, until this year the production will be 600,000.

OTTO WATT

BY BARRIE PAYNE



Let a Demonstration Prove the Superiority of the
New 1927 Model 35, Single Dial
"Treasure Chest"

Atwater Kent Radio



Model 35
With ONE DIAL

For This Price You Get—

- 1 Model 35 Atwater Kent Radio
- 6 Cunningham No. 301 A Tubes
- 2 Sturgess 45-Volt "B" Batteries
- 1 Westinghouse "A" Battery
- 1 "Ray-O-Vac" "C" Battery
- 1 Spartan Cone Speaker

Completely Equipped
With High-Grade,
Up-to-Date
Accessories

A Peerless
Value at

\$109.50

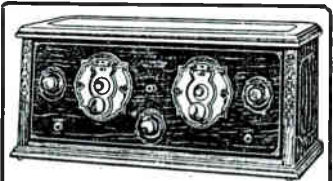
DELIGHT the family on Christmas morning with one of these famous radios that have won their great reputation through exceptional range and superior clearness of tone. With the single dial control, simple enough for a child to operate. Buy NOW at matchless savings.

Just a Few More Radio Tables, Special at \$10.48

THE W. H. BLOCK CO.

BLACK & PINK Floor

BLACK & PINK Floor



Hear this set demonstrated. That will tell you the entire story. Second stage tuning \$79 exclusive on A-C Dayton.



Wholesale Distributor
HABIG MFG. COMPANY

1828 North Sheridan St.
Phone: LI 6640-5202

A-C DAYTON
RADIO

See Your Dealer Today

Central Radio Sales & Service Co.
2806 Central Avenue

Federal Auto Supply Co.
522 Hammarharts Ave.

Shelby Motor Sales
1828 South Sheridan Street

Ray & Lewis, Piano Co.
207 S. Pennsylvania Street

Radio News and Programs?

Last Night at Ford Plant

Friday night will be the last opportunity for radio fans to tune in on WKBK, the Noble Watson station, broadcasting a week of special programs from the Indianapolis branch of the Ford Motor Company. This series of programs has been under the sponsorship of Ford dealers of Indianapolis and vicinity. Those who have not had an opportunity to visit the Ford plant this week are cordially invited to do so, not only to see the station in operation, but also to make the tour of

the factory to see how the Ford car is made.

Friday night has been designated "Frolic" night. The showroom floor will be used for dancing, and the Woodstock Country Club Orchestra will play. Next week the radio station will be moved to its permanent location in the Hoosier Athletic Club.

The program, 7:30 to 9:30 p. m., on 244 meters, follows:

(Courtesy of Irvington School of Music)

Cornet—
 "The Rosary".....Nevin
 "La Cinquataine".....Gabriel-Marie
 "Largo".....Handel
 Marjorie McCullough.

Cello—
 "Berceuse".....Schellschmidt
 "Ave Maria".....Schubert
 Gertrude Conte.

Piano—
 "Polonaise, A Flat Major".....Chopin
 "Clocks in the Tea House".....Shafer
 Mrs. Mildred Smith.

Barytone—
 "I Had a Flower".....Louise Novelli
 "Vale".....Kennedy Russell
 Dr. Charles Arnold.

Barytone—"Sleepy Hollow Tune".....
 Richard Kuntz
 Dr. Arnold, with soprano obligato by
 Miss Adelaide Conte.

Barytone—
 "Give a Man a Horse He Can Ride"
 O'Hara
 "Armorer Song" ("Robin Hood").....
 Andrew Schakel.

(Mr. Weiss at the piano)

The program will be followed by music by the Woodstock Country Club Dance Orchestra.

THE

ZENITH

—LONG DISTANCE—RADIO

CHALLENGE

UNDER like conditions—side by side with any other radio set in the world ZENITH will produce Equal distance with a finer quality of tone than any other.



THE Super Zenith Contains 3 stages of Audio Amplification. Instead of two as used by others. Only a demonstration can make completely evident its remarkably selective character. Your choice of Battery or electrically operated sets (Using no Batteries)

THE ZENITH 10 Tube De Luxe Models have five Radio Frequency tubes, one detector tube and four Audio Amplification tubes Dual Loud Speakers, faithfully reproducing all of the tones in the Musical Scale.

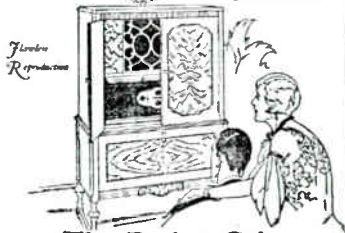


THE Zenith "B" Battery Eliminator. A Noiseless, flameless illuminator having the rare advantage of operating with our objectionable beam on sets having 3 or more stages of Audio Amplification—\$60.00.

CARLIN MUSIC CO.

143 E. Wash. St.

KELLOGG Radio



The Perfect Gift

Kellogg Radio is all that a gift should be. Charming in its simple beauty, but even more appreciated for its durability because it will bring for years to come. With the Kellogg Radio you can pick and choose from the wonderful programs now being broadcast for and near. For Kellogg's latest developments—Inductive Tuning—speaks stations far apart on the tuning control, making tuning absolutely easy.

You will feel safe in buying a Kellogg set because you know that the company behind it is strong and reliable—a leader in the radio industry for 20 years.

Allow your nearest Kellogg dealer to give you a demonstration. And ask about electric light socket operation through the use of the proper A and B power units. Order your Kellogg now to be sure of having it on Christmas morning.



Lowest made demonstration in home model of Radio "K" Kellogg Co. 1206 West Adams Street, Chicago, Ill. U.S.A. See Kellogg's Radio for full details.

Best Full Model and Complete sets built at Evanston, Illinois. See Kellogg's Radio for full details.

Kellogg, Southwold & Supply Co., 1206 West Adams Street, Chicago

ATWATER KENT RADIO

*Demonstration Will
Cost You Nothing*




Radio
Speaker
Model L

Model 30
Receiver
with ONE
Dial

CARLIN Music Co.

143 E. Washington
Street



The very finest model
of speaker made
with the finest
materials and
workmanship
\$12.50

Other models, 4-10
and 12-15.00

*Farrand
Speaker*

Speaker
Farrand
radio through
... is heavy duty
"B" type
Have you seen it?

WHOLESALE DISTRIBUTORS:
THE LAFAYETTE CO., Indianapolis
1311 W. 10th St., Chicago
L. S. WATSON & SONS CO., Indianapolis

FARRAND SPEAKERS
and SUTHERLAND'S
KRUSE-CONNELL CO.

31 West Ohio Street

MA. IN 3524

SATURDAY DAYLIGHT PROGRAM

(Central Standard Time)

WLS—Chicago—345.

- 9:00 A. M.—Receipts of live stock, also 9:35, 11, 12:20; weather forecast.
- 9:10 A. M.—Home question box.
- 9:30 A. M.—Board of Trade, also 10, 10:30, 11, 11:30, 12:10.
- 9:45 A. M.—Home question box.
- 10:00 A. M.—Early price on butter and eggs and dressed poultry.
- 11:05 A. M.—Butter and egg market and dressed veal market, mill-feed market, squab market, poultry and dressed poultry market.
- 11:50 A. M.—Chicago fruit and vegetable market; wires from western live stock markets.
- 12:00 Noon—R. F. D. Dinnerbell program.
- 12:10 P. M.—Weather forecast and market summary; Voice of the Farmer.
- 12:20 P. M.—Elsie May Look, organ; Ton Dandurand, fiddler; John Turnipseed, Prairie Farmer; Johnny Muskrat; American poultry show, direct from Coliseum.

Friday From WFBM

Merchants Heat and Light Company.
268 Meters.

- 5:30 P. M.—Sports and stock market, courtesy of The Indianapolis News.
- 6:00 P. M.—Children's hour, courtesy Franklin Life Insurance Company.
- 6:30 P. M.—Indianapolis Athletic Club ensemble, George Irish, director; Bert Lindsay; the Poe Sisters, Betty and Pauline; talk by Professor Elijah Jordan, professor of psychology, Butler College, on "Psychology."
- 7:30 P. M.—Goodness Gracious Greggorizers.
- 9:00 P. M.—William H. Crawford, writer, on "The Human Side."
- 9:30 P. M.—Indianapolis Times concert.
- 11:00 P. M.—Request organ program by Dessa Byrd.

"Portable Tube Radio" - Popular Vote Contest, Greenfield

1st place - Radiola II, 1923 - Ed Dupart



Emerson 640 entered by Fred Prohl



A Philco model BL52, entered by Randy Frasure



Zenith 8 tube T.O.
Tom Williams



2nd place—Bill Morris Popular Mechanics Homebrew receivers.



A Motorola portable—submitted by Ken Lichte

**"Open" category, Popular
Vote Contest, Greenfield**

left — Midwest 17-39, 2nd place
for Michael Feldt



Tom Williams entered this
Zenith transistor T.O.



Glenn Fitch submitted this
Arvin transistor portable.



1st place was awarded Randy
Frasure for his rare Philco 42-
788T entry.



Top, a Silvertone table tube set and right a vintage
car transistor, submitted by Tom Williams



Plan Now! — Start Now!

**Build a Crystal (Diode) Radio for entry
in the IHRS Spring Meet Vintage
Radio Contest, Kokomo 2015.
A prize will be awarded to first
and second place winners!**

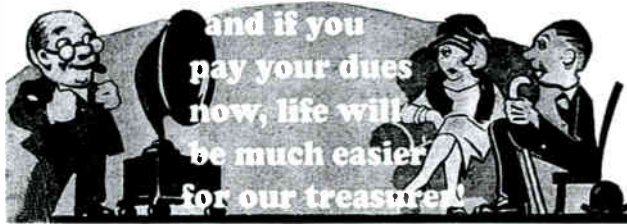
Guidelines for a Do It Yourself Crystal Radio:

- ~ The contest is open to members of the Indiana Historical Radio Society
- ~ The crystal radio is constructed by the contestant.
- ~ Enter as many crystal radios as you like!
(Members with multiple entries will be eligible for one prize only.)
- ~ Contestant can choose and build from a published circuit or from a circuit of own design.

The DIY Crystal Radio will be judged as follows:

- Overall presentation of the Crystal Radio.
- ~ Adherence of construction to schematic.
- ~ Construction techniques.
- ~ Supporting documentation.
- ~ Does it work. An IHRS amplifier with speaker will be provided to assist the judges.

Plan Now! — Start Now!



Renew your membership for 2015 now!

If the date on your mailing envelope for this issue of the Indiana Historical Radio Society Bulletin is 12/14 or earlier, it is time to renew your membership. Send your check payable to the *Indiana Historical Radio Society*

in the amount of \$15.00 per year. Send your payment to:

Don Yost, IHRS, 3814 E 400 N. Windfall, Indiana 46076

Include your current mailing address, if not on your check, and your email address, if you have one.

Membership questions? Contact Don at dearsir@netscape.com or call him at (765) 945-7014.

- 2015 Regional Vintage Radio -

Mid-South Antique Radio Club

MSARC Meet information contact: layvinrad@insightbb.com

Antique Radio Club of Illinois www.antique-radios.org

February 8—Swap Meet—Carol Stream

Michigan Antique Radio Club www.michiganantiqueradio.org

January 17—Costick Activities Center, Farmington Hills

CARS—Cincinnati Antique Radio Society

Info. at oltubes@roadrunner.com or Bob Sands 513-858-1755

Dayton Antique Radio Club (SPARK)

Contacts Ed App 937-865-0982 or Lou Dvorak 937-858-0795

Central Ohio Antique Radio Association—COARA

Info. at <http://coara.org> for event schedule.


AWA-Antique Wireless Association www.antiquewireless.org

Majestic 161 Restoration by Peter Konshak *plasticradios.com*

I purchased this Majestic tombstone off e-Bay in the spring of 2004 for what I considered a song -- around \$150. These radios are incredibly rare, and I've only seen two or three in the time I've been collecting. Of course, this radio had a lot of problems. The grillecloth is wrong (it's an old Zenith pattern). The radio had some veneer chips and some water damage on the top. The radio had been poorly refinished using what appears to be Redwood deck stain (ugh). The chrome had been over-polished to the extent that the nickel was showing through, the chromium having been completely worn off. Luckily, I saw an example of this radio for sale at the 2004 Lansing Swap meet that had an original looking finish on it. That radio sold for over \$500! Using that mental picture (someone snapped it up within 2 minutes of the meet starting, so I didn't have time to take a photo), I was hopeful I could restore this Majestic to its former beauty.

Cabinet Restoration

The first thing to do was to go ahead and strip the radio. This part was easy, as the existing finish was not very good. It really does appear that it was redwood deck stain of some kind that was used -- the rags and leftovers from the stripping process were a red mess!



The Majestic 161 before restoration. See page 16 for restoration pictures.

The photo (*center bottom, of pg16*) shows the cabinet after stripping. This radio has a front and top panel of mahogany, with the balance of the cabinet covered in birch, poplar, or some other light colored wood. You can see the difference between the two woods after stripping. The lighter colored panels would need to be toned to match their mahogany counterparts. The radio also would have had black trim in many places, something that I noted when viewing the example for sale at Lansing.

After stripping the radio, the cabinet was sanded and filled with paste wood grain filler. The filler

doesn't really need to be applied to the birch or poplar pieces, as those are close-pored wood which does not take filler. However, the mahogany did take the filler well, and several coats were applied. The radio was also sanded several times to help remove the deep reddish stains that had happened when it was refinished the first time. Once that was done, I taped off and sprayed the black trim. The photo to the left shows the trim being painted. I use Ace Hardware gloss black lacquer and standard masking tape. Newspaper is good for covering areas that you don't want sprayed.

The photo on the *(right bottom pg16)* shows the case with a clamp on it, fixing a small veneer problem. There were a couple veneer chips on this radio, but they were all on the mahogany areas, and fortunately, mahogany is pretty easy to patch. I usually just cut a piece a little bigger than the chip, glue it down, then clamp hard. When the glue is dry, I sand the edges of the patch down and feather it into the existing veneer. This worked very well on this radio. You can also see how the black trim turned out.

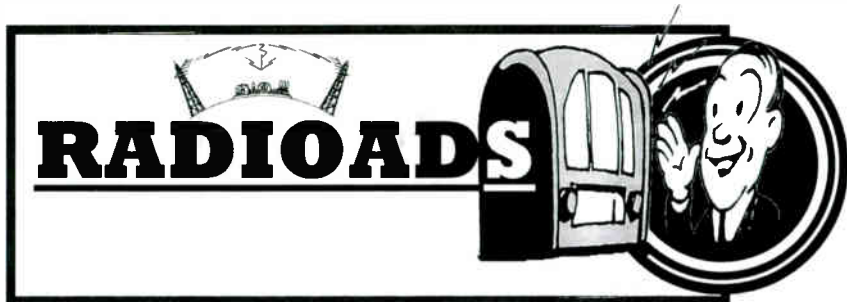
The radio was then sprayed with several coats of toning lacquer on the lighter areas. This included two pieces of the top, and both sides. Once these were dark enough, I also shot a little toner over the mahogany areas to make sure they had a similar tone as the newly sprayed areas. After drying and a quick rubdown with 0000 steel wool, the set was coated with multiple coats of clear lacquer.

The grille was taken to a chrome plating shop, and was replated at a cost of \$65. I was able to clean up the other trim pieces without having them replated. A silver patterned grille cloth was found that looks pretty good.

After the finish had cured, the radio was rubbed out with successively finer grits of sandpaper, and then polished with a high quality paste wax. The grille cloth and newly chromed grille were installed. See the finished Majestic 161 on page 14. The radio turned out beautifully, and it even impressed my girlfriend (and she's not a radio buff). At some point, I may have to restore the chassis, but for now, I'm just enjoying having this radio to look at!

Peter Konshak

"Grigsby-Grunow introduced their fabulous Majestic model 161 "smart set" during the "twilight" of their regrettably all-too-short reign in the radio business. The rarely seen model 161 appears to have been one of the last of the line to have made its debut, in late 1933 or early 1934, shortly before the company closed its doors for the last time." (tuberadioland.com)



Submit your "FREE TO CURRENT MEMBER" RadioAd by the 15th of February, May, August, or November in time for the Bulletin issue that follows.

Wanted: Audio frequency transformer. Federal #226, for Federal model DX58 radio. Contact Richard Ender, E-mail rmend@provide.net or phone 734-439-2545. 03/14

For Sale: AK Breadboard, a lead from IHRS member George Clemans. Appears to be a Model 10. Missing rheostat and has chip in cover plate. For further details and contact information: clemans@bgsu.edu or (419) 352-7198 09/14

For Sale: A circa 1928 RCA Radiola 60 and Magnavix Dynamic 80 speaker in a custom cabinet.. The cabinet appears to be built by a furniture store or other assembler and is in generally restorable condition. The speaker needs re-coning (surround is dried out). A unique high-boy console set. \$75.00 or bestoffer. For further information contact John Foell (who is assisting a neighbor with the sale) at John_D_Foell@raytheon.com or call 260-627-0127. 09/14

For Sale: REPRODUCTION RADIO BATTERIES: I've developed replica battery solutions for most tube and transistor radios--batteries that have not been available for nearly thirty years. They look, they feel and they work--just like the originals! Plus, they are a reusable resource. Inside are holders for AA, C, D and 9-volt batteries. When the batteries wear out, simply remove them and install new ones. Contact Bill Morris at batterymaker@gmail.com or at 317-895-1334. 03/14

Looking for inspiration on building a Diode Radio? Search the internet for "Dave's Homemade Radios" at makearadio.com. Dave has great examples of DIY diode radios from simple to sophisticated.

The theme for Huntington's 2015 Heritage Days is "A Tribute To 1930's Radio". Mark you calendar for what will be an interesting Indiana Radio experience.—June 17 through June 21.



2014 Officers

David Mantor, President
P. O. Box 1
Fairmount, Indiana 46928
(765) 618-8342 before 7pm Indiana time
email w9ocm.radio@yahoo.com

Michael Feldt, Vice President
12035 Somerset Way, East
Carmel, Indiana 46033
(317) 844-0635 email: feldtm@msn.com

Don Yost, Treasurer
3814 E 400 N
Windfall, Indiana 46076
(765) 945-7014
email: dearsir@netscape.com

Editor Fred Prohl
3129 Lanam Ridge Road
Nashville, IN 47448
(812) 988-1761 email inhistradio@gmail.com

Dr. Ed Taylor, Historian
245 North Oakland Avenue
Indianapolis, Indiana 46201-3360
(317) 638-1641

Responsibilities

Activities, business,
administration, & publicity

Sites and dates of meets

Dues, financial, and address
change. Please notify
immediately of change of address.

News articles, radio ads, photos
for Bulletin publication
Maintain indianahistoricalradio.org

Donations & scrapbook material

Bulletin Deadlines: News, Articles & Radio Ads, 2/15, 5/15, 8/15, 11/15

IHRS Web site address: www.indianahistoricalradio.org

The INDIANA HISTORICAL RADIO SOCIETY is a non-profit organization founded in 1971. Annual membership dues of \$15.00 includes the quarterly IHRS "BULLETIN." Radio-Ads are free to all members. Please include an S.A.S.E. when requesting information. Send applications for membership and renewals to Don Yost, our treasurer as noted above.

The BULLETIN

A publication of the Indiana Historical Radio Society
Forty-three years of documenting early radio.



A Majestic 161 cabinet restoration—Peter Konshak page 12