


Computers

DECEMBER 1984 \$1.95

& ELECTRONICS

**TANDY'S
MODEL 1000**

**NEW IBM
COMPATIBLE
BREAKS
PRICE
BARRIER!**



**BUYER'S GUIDE TO SHARPER, MORE
COLORFUL MONITORS**

**PERSONAL ROBOTS: NEW HELPFUL HANDS
FOR MICRO USERS**

**REVIEW: VIDEOSHOW 150 PRODUCES
TOP QUALITY BUSINESS PRESENTATIONS**

*****5-DIGIT 60506
390736 DHM 09976093 6410 SEP85
MRS EDNA DAHM
997 GRAND AV
AURORA IL 60506
12#R7



Take Maci for a te



© 1984 Apple Computer Inc. Apple and the Apple logo are registered trademarks of Apple Computer Inc. Macintosh is a trademark licensed to Apple Computer Inc. For an authorized Apple dealer nearest you call (800) 538-9696. In Canada, call (800) 268-7796 or (800) 268-7637.

Macintosh out test drive.

Since we introduced Macintosh™, we've been telling you it's the first business computer anyone can learn to use overnight.

Now we're going to prove it.

By giving you a Macintosh to use. Overnight.

Right now, anyone who qualifies can walk into a participating authorized Apple dealer, and walk out with a Macintosh Personal Computer.

No purchase necessary.

It's our way of letting you test drive a Macintosh in the comfort of your own office, home, RV, hotel room, dorm room or whatever.

And really experience, first-hand, how much your finger already knows about computing.

Simply put, in less time than it takes to get frustrated on an ordinary computer, you'll be doing real work on Macintosh.

Because the hard part of test driving a Macintosh isn't figuring out how to use it.

The hard part is bringing it back.



Rapid Scribe®

Go Quickly.



When you want the work out, but without the workout, then it's time to move up to our speedy multimode matrix printer: the Rapid/Scribe Model DP-6500.

Because Rapid/Scribe ends the frustration you get with a snail-paced printer trying to catch up with your business — your Reports, Letters, Charts and Graphs.

Instead, Rapid/Scribe gives you high-quality correspondence at 137 characters per second, and high-speed reports at over 500 cps. Quickly. Cleanly. And, above all, Reliably.

And business professionals appreciate the standard features such as friction and tractor feeds, sophisticated communications, emulation packages, and alternate character fonts and bar codes.

Couple all this with interfaces to fit about any computer you can name, and you have a solid, high-speed printer that'll let you and your business finish ahead of the pack.

Call us today for complete details. Rapid/Scribe. It'll give you a run for your money.

Outside California: (800) 4-ANADEx
In California: (800) 792-9992

© Copyright 1984 Anadex, Inc.



Anadex ... *When you know printers.*


ANADEx, INC. • 1001 Flynn Road • Camarillo, CA 93010 • Tel: (805) 987-9660 • TWX: 910-494-2761
ANADEx, LTD. • Weaver House, Station Road • Hook, Basingstoke, Hants RG27 9JY, England • Tel: Hook (025672) 3401 • Telex: 858762 ANADEx G
Circle No. 13 on Free Information Card

Computers

& ELECTRONICS

Features

44 Looking into Monitors



By Martin Porter

Pixels, dot pitches and palettes: What to look for in a monitor.

52 Video Signals and Monitor Design

By Leslie Solomon

Everything you ever wanted to know about how monitors work.

56 Buyer's Guide to Monitors

60 Personal Robots

By John Conway

For a modest price, you can now get experience in robotics.

66 Data Compression Techniques

By Michael McCarthy

You can reduce the space your data takes up by 40% or more

69 Tandy Goes Compatible

By Kerry Leichtman

The Model 1000 offers IBM compatibility and more at a breakthrough price.

72 Microprocessors in Cars

By Alex Lee

Computers are the real brains driving today's automobiles.

Reviews

33 VideoShow 150

By Barbara E. and John F. McMullen

Slide-quality business graphics presentations on any RGB monitor.

36 Princeton Graphic SR12 and Scan Doubler

By Joe Desposito

Ultra-high-resolution color display system.

38 Taxan TV Tuner

By Fred Blechman

Your composite monitor can double as a high-quality TV.

40 Cadplan

By Robin Webster

Professional-quality computer-aided design system.

42 Sideways

By Michael K. Guttman

Handy utility for printing spreadsheets.



COVER BY TOM RYAN

Columns

12 Les Solomon on Computer Hardware

Sprites, moonmen and fractals.

16 Bits & Bytes

By Sol Libes

Pocket Computer Launched, AI Emerging from Labs.



22 The Computer Scientist

By Forrest M. Mims, III

Optoelectronic digitizer.

Departments

4 Editorial

By Seth R. Alpert

Personal Robots

6 Letters

94 Editorial Index 1984

95 Computer Mart/ Electronics Classified

104 Advertisers' Index

COPYRIGHT © 1984 BY ZIFF-DAVIS PUBLISHING COMPANY. All rights reserved. Computers & Electronics (ISSN 0032-4485) December 1984, Volume 22, Number 12. Published monthly by Ziff-Davis Publishing Co., at 3460 Wilshire Blvd., Los Angeles, CA 90010. Richard P. Friese, President; Selwyn Taubman, Treasurer; Bertram A. Abrams, Secretary. One year subscription rate for U.S. and Possessions, \$16.97; Canada, \$21.97; all other countries, \$23.97 (cash orders only, payable in U.S. currency). Second Class Postage Paid at Los Angeles, CA 90052 and at additional mailing offices. Authorized as second class mail by the Post Office Dept., Ottawa, Canada, and for payment of postage in cash. POPULAR ELECTRONICS including ELECTRONICS WORLD trademark registered. Indexed in the Reader's Guide to Periodical Literature. Ziff-Davis also publishes Boating, Car and Driver, Cycle, Flying, Popular Photography, Skiing, Stereo Review, Electronic Experimenter's Handbook, and Tape Recording & Buying Guide. POSTMASTER: Send address changes to COMPUTERS & ELECTRONICS, Circulation Dept., P.O. Box 2774, Boulder, CO 80302. Please allow at least eight weeks for change of address, enclosing, if possible, an address label from a recent issue. Permissions. Material in this publication may not be reproduced in any form without permission. Send requests for permission to Jean Lamensdorf, Rights and Permissions, Ziff-Davis Publishing Co., One Park Ave., New York, NY 10016.

SETH R. ALPERT EDITORIAL

PERSONAL ROBOTS



LET me begin with a confession. I am by nature a skeptic. Though fascinated by technology and all it has to offer, I am not someone who embraces a new product unless it offers fairly obvious benefits. Being editor of **COMPUTERS & ELECTRONICS** has not reduced my innate skepticism, what with the parade of ill-conceived and badly executed goods that we must wade through each month to find the things worth writing about.

Now, on the surface, this doubting attitude sounds quite healthy. It saves readers of C&E from being subjected to a lot of silly things that we might otherwise be gee-whizzing you about.

But we skeptics sometimes miss things. So it was with me. Back in the mid-seventies, when readers of **POPULAR ELECTRONICS** were discovering microcomputers, I was involved with timesharing, another form of rebellion against the data processing elite who controlled the world's precious computing resources. Those of us in timesharing had relatively free access to seemingly personal slices of mainframe computers and were able to get our work done more quickly and cheaply than our friends using batch processing.

Though the resources available to us were typically fewer than those available in traditional batch environments, they were considerable. The idea of switching to a microcomputer seemed at best uninteresting since the early micros had very limited memory and processing power and were also hard to use. As such, they did not seem to be an alternative for serious computing.

Of course, that viewpoint was not far-sighted, and indeed the traditional time-sharing industry has been rocked by the advent of powerful and inexpensive personal computers. Fortunately, I soon understood that something new and marvelous was happening and joined the micro revolution. But no, I cannot claim to have been one of the first or one of the early champions of a new cause.

I am telling you all this because today's personal robots, which John Conway discusses in a feature article in this issue, closely parallel the microcomputers of ten years ago. Few any longer doubt the importance of robots in the factory, and companies are making huge investments in this new technology so that they won't be left behind.

But personal robots? What can they do? Well, the answer, as you will learn in the article, is that, like the early micros, these early personal robots can't do all that much in the way of useful work—yet. Nevertheless, they are here, and people are buying and experimenting with them. Heath, for example, reports that over 8000 of its Hero robots have been sold. Before dismissing them as interesting toys, as I dismissed the early micros, we should take a serious look at personal robots because they may well be the harbingers of a new era.

It is an interesting comparison, isn't it, between today's fledgling personal robot industry and the fledgling personal computer industry of ten years ago. And it is particularly interesting to speculate about what the status of personal robots will be ten years hence. Will, as some have predicted, every family have a robot or two in the house by the end of the century? Or will it prove to be a field much like artificial intelligence (with which it is closely allied), in which progress comes much more slowly than any of the early innovators imagine? Some claim that progress will be rapid and benefit from bootstrapping, with robots eventually designing and building their more capable successors. Others claim that the problems the field faces are more intractable than proponents are willing to recognize.

Only time will tell. What do you think? ♦

PHOTO BY STEVE L. RINE

WORLD'S LARGEST COMPUTER MAGAZINE **Computers** & ELECTRONICS

WILLIAM S. DAVID *Publisher*

SETH R. ALPERT *Editor*

PETER COSTA *Executive Editor*

LESLIE SOLOMON *Technical Director*

JOHN R. RIGGS *Managing Editor*

ROBERT LASCARO *Art Director*

JOSEPH DESPOSITO *Technical Editor*

JOSEF BERNARD *Technical Editor*

CHARLES A. MILLER *Staff Editor*

DANIEL GLADSTONE *Senior Copy Editor*

ANDRE DUZANT *Technical Illustrator*

L. PERRIN TOMICH *Editorial Assistant*

AMY MADWED *Assistant Art Director*

Contributing Editors: Sol Libes, Forrest M. Mims, III, Barbara E. McMullen, John F. McMullen

Editorial and Executive Offices

One Park Avenue, New York, N.Y. 10016.
212-503-3500

Advertising Sales Offices

Eastern

Ken Lipka, 1 Park Ave., New York, N.Y. 10016.
212-503-5029

Linda M. Holbrook, 160 State St., Boston, MA
02109. 617-367-7190

Midwestern

Robert Vanek, Suite 1400, 180 N. Michigan Ave.,
Chicago, IL 60601. 312-346-2600

Western

Janet Bish, 11 Davis Dr., Belmont, CA 94002. 415-
598-2290

Anne Abeln, 3460 Wilshire Blvd., Los Angeles, CA
90010. 213-387-2100

Southeastern

Mark Browning, PO Box 81306, 2511 Carroll Ave.,
Atlanta, GA 30366. 404-455-3430.

Computer Publications Division

Kenneth Koppel	General Manager
Eileen G. Markowitz	Senior Vice President
Jerry Schneider	Vice President, Licensing & Special Projects
Herbert Stern	Vice President, Creative Services
Jonathan D. Lazarus	Vice President, Editorial Director
Ernest F. Baxter	Editorial Director
Peter J. Blank	Creative Director
Gary A. Gustafson	Business Manager
Roni Sonnenberg	Marketing Manager

Ziff-Davis Publishing

Président Richard P. Friese; **President Consumer Magazine Division** Albert S. Traina; **Executive Vice President, Marketing and Circulation** Paul H. Chook; **Senior Vice President** Phillip T. Heffernan; **Senior Vice President** Sidney Holtz; **Senior Vice President** Edward D. Muhlfield; **Senior Vice President** Philip Sine; **Vice President** Baird Davis; **Vice President** George Morrissey; **Vice President** Rory Parisi; **Vice President** William L. Phillips; **Treasurer** Selwyn Taubman; **Secretary** Bertram A. Abrams

Editorial correspondence: **COMPUTERS & ELECTRONICS**, 1 Park Ave., New York, NY 10016. Editorial contributions must be accompanied by return postage and will be handled with reasonable care; however, publisher assumes no responsibility for return or safety of manuscripts, art work, or models submitted.

The publisher has no knowledge of any proprietary rights which will be violated by the making or using of any items disclosed in this issue.



Member Audit Bureau
of Circulations

THE GREAT UNKNOWN

The Leading Edge
Personal Color Computer.
At only \$2,995 standard,
it's the great new color
PC that everybody is just
starting to hear about.

It's fully covered by a full
one-year warranty
backed by a nationwide
network of service
centers, and a lifetime
HELP HOTLINE
800-343-6857

It's far faster than the
IBM PC (50%), and more
powerful (256K standard,
expandable to 640K).
Comes with dual 5 1/4"
disk drives; (also available
10 Megabyte hard disk).

It's compatible with
industry standard soft-
ware (like Lotus 1-2-3,
Leading Edge™ Word
Processing, dBASE II,
Nutshell,™ etc.), and
comes with MS DOS and
GW Basic to get you up
and running instantly.

THE LEADING EDGE PERSONAL COLOR COMPUTER, ONLY \$2,995. STANDARD WITH COLOR MONITOR, KEYBOARD, CPU WITH 256K, PARALLEL PORT, SERIAL PORT AND SOFTWARE TO GET YOU RUNNING.

LEADING EDGE PC DIVISION, 225 TURNPIKE STREET, CANTON, MA 02021, 800-343-6833, (617) 828-8150

Circle No. 20 on Free Information Card

LETTERS

Right On, On Touch Tablets

I would like to commend Charles Rubenstein for his review of the Atari Touch Tablet and the Chalk Board PowerPad in the your September issue. Not only did he explain thoroughly how the products work and how to use them, he also said quite honestly that most people really wouldn't need them. I fully agree and I congratulate Mr. Rubenstein for saying so. I also congratulate you on your fantastic magazine.

—BEN PARRISH
Clarksville, MD

Behavioral Optometry

Amid all the sophisticated mumbo-jumbo about "behavioral optometry" (actually, "optometrical behaviourism" sounds more impressive, especially with the British spelling), saccades, ergonomics and assorted hokey, the most obvious difference between the way we normally perceive written language and the way it

is displayed on a cathode ray tube was entirely overlooked ("Video Display Terminals and Vision," C&E, July, p 56). The difference is that normal print or graphics is black on a white or other light background, while most VDTs represent data as light on a black background.

After my first session with a VDT several years ago, I lost my ability to accommodate the image and couldn't focus closer than the standard distance to the screen. So nobody is going to tell me that these devices do not damage eyesight. I subsequently got a terminal with a reversing switch so that the signal is black on white (or color). I used this arrangement for an average of 60 hours per week with no further damage to my vision (or eyesight, if you prefer).

To say that "The problems are not caused by the VDT itself. Rather, the VDT simply exacerbates the user's existing problems." is equivalent to saying

that asbestos doesn't cause cancer; it just exacerbates the predisposition to cancer that the person had all along.

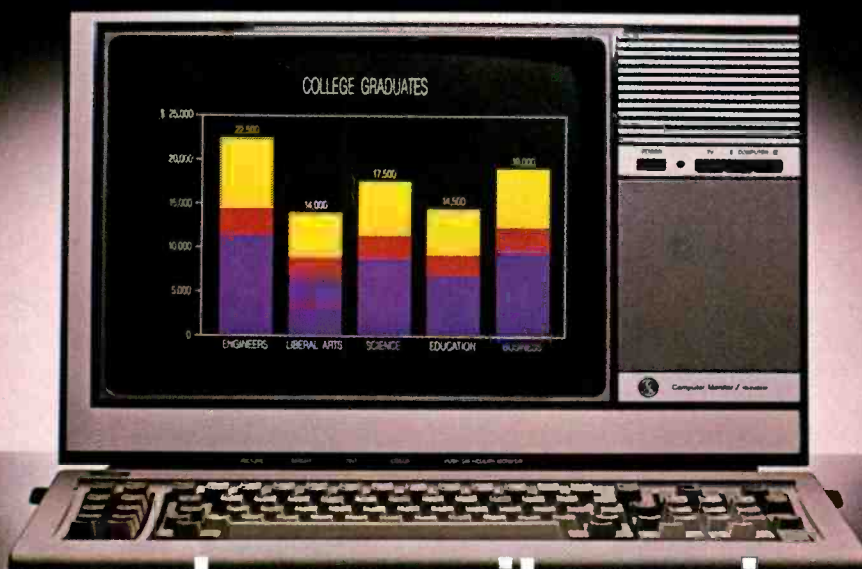
—LAWRENCE E. COHEN
Coral Gables, FL

Bar Code Barrage

Your article on bar codes (April 84) contains a few inaccuracies that I would like to correct and some points on which I would like to expand.

A two-level code is one in which two element widths are defined: narrow and wide (an element is a bar or a space). Code 3-of-9 and the 2-of-5 family are two-level codes. Code 11 is three-level; UPC is four-level; and 2-of-7 and Codabar are 18-level. Codabar is actually a superset of 2-of-7 that includes some 3-of-7 characters, but the names are often used interchangeably.

The industrial bar codes (all but UPC) employ module width encoding in which a wide element represents a 1 and a nar-



The computer monitor so ingenious,

If you're torn between buying a dedicated monitor and making do with your regular TV, there's a smarter alternative. The General Electric Monitor/TV.

First and foremost, it's a computer monitor.

Compatible with all major computer brands, it combines these advanced features to sharpen text and graphics and deliver a display that's easy-on-the-eyes: Direct and split video inputs; 320-line resolution via a comb filter; plus a computer grade, .5mm-pitch Neovision™ picture system.

For the name of your nearest dealer, call The GE Answer Center™ Information Service, 1-800-626-2000.

row element is a 0. While many of the industrial codes are not two-level, they can often be treated as two-level by the decoding algorithms.

The commercial bar codes (UPC and its European superset, EAN) employ NRZ encoding, in which black represents 1 and white represents 0. The width of an element determines how many 1s or 0s. In UPC and EAN, each character is represented by four elements whose widths add up to seven modules (a module is the width of the narrowest element).

The commercial bar codes are not well-suited to industrial applications because of their limitations and their complexity. UPC and EAN are numeric-only and the labels are of fixed length. Their printing tolerances are considerably tighter than those for the industrial bar codes, and they are much more difficult to decode. Each character has three possible bar code representations (one

odd-parity and two even-parity) whose use is determined by where in the label the character falls (left-hand or right-hand side) and what additional information is being encoded. UPC-E labels encode checksum information into the pattern of parities; they are not, as your article claims, less reliable for lack of a checksum. UPC-E labels are, in fact, UPC-A labels with enough 0s in the right places to be compressed into the "zero-suppressed" UPC-E form.

You are right in that several bar codes have been introduced. More than several; in fact, hundreds! Thanks to the Department of Defense, though, a very few are becoming standards. DOD's standard for alphanumeric bar code is 3-of-9, its standard for numeric is interleaved 2-of-5. The latter has the advantage of being the most compact numeric bar code around; the former is alphanumeric with an extended version defined that can represent the entire ASCII character set.

I am not aware of any significant use of code 3-of-9 to represent computer programs, but the extended 3-of-9 would seem to be the most appropriate. The biggest problem here is compactness; extended 3-of-9 represents most of the ASCII set with two-character sequences, effectively using 20 bars and spaces (six of them wide) to represent a 7-bit character.

Bar codes have led a quirky existence over the years. As a means of disseminating program material they have been less than successful. (*Byte* magazine tried and then abandoned this method.) But they are becoming increasingly important in the areas of inventory control, material tracking and shipping, where they are making substantial improvements in productivity.

—NATHAN MEYERS
Hewlett-Packard
Portable Computer Division
Corvallis, OR



it even runs this kind of program.

Secondly, it's a first class TV.

Flip a switch and these same advanced electronics give you an outstanding TV with a high-contrast picture and rich, true colors.

And you get all this for about the same price as an ordinary monitor. Another piece of ingenuity we thought you'd appreciate.

We bring good things to life.



Simulatec Monitor/TV Picture.

GE IS A TRADEMARK OF GENERAL ELECTRIC CO., ©1984

NRI gives you ALL need to repair ALL

When you've learned the basics the NRI way, you can troubleshoot the entire system—and earn good money doing it!

"Uh-oh. The computer's down. Again."

Surely the above words are the most dreaded sounds in most offices. For business owners, lost computer time means lost money. For customers, it usually means frustration, delay and a strong temptation to take a walk to the nearest competitor.

But for the NRI-trained computer service technician, a down computer can mean higher earnings or even the opportunity to start your own computer-maintenance business.

Fixing computers: fastest growing occupation in the U.S.

Whether the flaw is in a circuit board, a disk drive (often) or a printer (very often), *everybody* wants it fixed—and fixed fast.

It's little wonder that America's continuing love affair with the microcomputer has led to growing job opportunities. The U.S. Department of Labor recently projected that the number of computer service jobs will *double* before the year 1995. The same agency also reports median earnings of full-time computer service technicians are \$430 per week (with

much higher earnings for experienced service persons). And while all computer-related job opportunities are expanding, the computer service technician is the fastest growing job category of all (48% faster than electrical engineers, 92% faster than injection mold machine operators).

Choose from a wide variety of career paths

As a trained computer technician, you have an unusually wide variety of choice of career paths: working for a large corporation or an independent; making office calls or staying in the shop; working for a retailer or for a specialized service firm—even starting your own prosperous computer repair business. The demand is everywhere—and the demand is growing.

Total System Training from NRI: Boards to Peripherals

As an NRI graduate, you'll be qualified to fix just about everything that can go wrong, for any major brand of desktop microcomputer (and a large chunk of the aging minicomputer population as well)



IBM is a Registered Trademark of International Business Machine Corporation.
Epson is a Registered Trademark of Epson America, Inc.
Apple and the Apple logo are Registered Trademarks of Apple Computer, Inc.
Compaq is a Registered Trademark of COMPAQ Computer Corporation.
© 1984 AT&T Technologies, Inc.

the training you'll microcomputers.

Only a person who knows and fully understands all the underlying fundamentals of microcomputers can hope to be able to tackle all microcomputers. NRI has known the need for thoroughly understanding fundamentals since 1914, when we trained the first of our over one million technicians.

NRI's training is hands-on training. We know, and you know, that theory without practical exercises is soon forgotten. So we give you both. You get practical experience in writing

programs in BASIC, testing and debugging systems. You'll learn how to install an expansion board, how to troubleshoot pesky circuit flaws. Using NRI's exclusive Discovery Lab®, you'll perform over 60 experiments. You'll learn how to fix the slipped disk drive and how to fix the #@!!!@ printer.

Learn at home, in your spare time

You learn at your convenience, at your own most comfortable pace. Without classroom pressures, without rigid night-school schedules, without wasted gasoline. Your personal NRI instructor and the NRI staff are with you all the way.

They'll answer your questions, give you guidance—even give special help if you need it.

Computer, disk drive and printer—all yours to keep

As part of your training, you work with a TRS-80 Model 4, a powerful microcom-

puter with many of the features and capabilities of machines costing three times as much.

You'll install a double-density disk drive and a Gemini 10X printer. And the entire system—computer, drive,

printer and manuals—is yours to keep, as part of your training.

Your NRI catalog is free; send the card today

Send the postage-paid card now for your free 100-page catalog from NRI. It's the first step you'll take toward joining the growing, exciting world of microcomputers. Your NRI training can lead to wider opportunities and a better income.

And NRI, the oldest and largest home study school, is ready to help you get where you want to go. (Note: if the card has been removed, please write to us today and ask for our free 100-page catalog.)



Your NRI course includes this modern 64k RAM microcomputer, dual-density disk drive, dot matrix printer... plus a professional LCD multimeter, NRI Discovery Lab and hundreds of demonstrations and experiments. It's all yours to keep.

NRI SCHOOLS

McGraw-Hill
Continuing Education Center
3939 Wisconsin Avenue
Washington, D.C. 20016

We'll give you tomorrow.



TRS-80 is a trademark of the Radio Shack division of Tandy Corp.

LES SOLOMON ON COMPUTER HARDWARE

SPRITES, MOONMEN AND FRACTALS

ONE of the earliest microcomputer games was Processor Technology's "Target," written for a VDM-1 plugged into the then-new Altair S-100 bus.

In this game, various types of "airplanes" flew across the top of the screen at various altitudes and rates. At the bottom of the screen was an "anti-aircraft" gun whose aiming angle and firing was determined by operating specific keys on the keyboard.

All the graphics used in Target were formed from nonalphanumeric characters (and combinations of characters) that Motorola used to fill out the many empty slots in early ROM alphanumeric character generators, particularly the one used in the VDM-1.

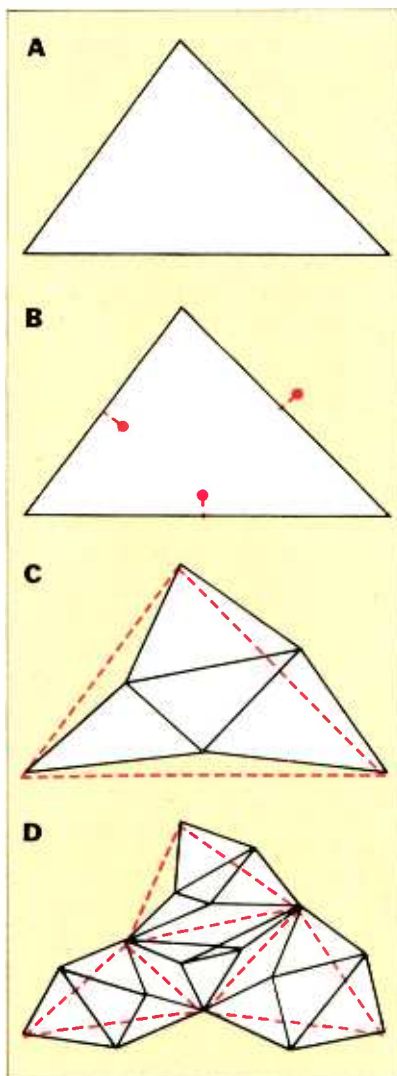
Among the strange-looking characters that could be put on screen was one cute little fellow we called "moonman" (a small hemisphere with tiny "legs" hanging down) because he looked like he came from there. Moonman was the hero of several very early computer graphic games.

The next step in computer graphics was "sprites." Like the nonalphanumeric symbols found in the older Motorola character-generator chips, sprites were also fully formed, with their configuration data stashed in the system memory. However, with more memory available, a sprite could be made far more elaborate than the 7×9 pixel ROM characters.

Also, a given microcomputer system could have a large number of different sprites stored in memory at one time, each to be "called" as required. Here were "busy" video games.

When improved color video monitors and TV receivers came along, sprites became high-quality colorful images. They also started to come in "sets" that allowed for on-screen animation when they were "called" in the right order (similar to the slightly changed images used in movie cartoons).

But computer graphics is not all games, and the search was on to create more lifelike images. New avenues of electronic research were explored to produce better video systems and CRTs, and better software was developed to run them.



Four steps in creating a mountain using fractals.

The major change occurred a couple of years ago, when well-financed movie studios entered the high-resolution graphics game. The movie studios, looking for new and cheaper ways to generate lifelike images, joined the many universities that were researching graphics software and created many new algorithms that could get the most out of the latest high-speed hardware.

The best examples of state-of-the-art graphics algorithms and systems can be seen in new science-fiction movies, like

Star Trek II and *III*, the *Star Wars* sagas, and *The Last Starfighter*. In these movies it is difficult to see where live scenes end and computer simulations begin or even where the two are combined. The images you see are far beyond anything that the best and fastest microcomputer can generate. To create the images for just one movie, a Cray X-MP "supercomputer," which runs some 400 million mathematical computations a second, was used 24 hours a day for a few months.

Some computer-derived images reach 2048×2048 pixels and up to 24 bits per pixel deep. *The Last Starfighter*, for example, used 4000×6000 pixels per frame. Compare that to the "high-resolution" images generated on your microcomputer or even to conventional TV (about 512×512 pixels).

Obviously, these images result from many new hardware and software approaches to extremely high-resolution computer graphics. Although they are still a little too advanced for a typical microcomputer, hardware and software using some of these new techniques will be available for you to experiment with in the near future.

One of these new approaches is a graphics technique called "fractals." Following on work done by Benoit B. Mandelbrot of the IBM Thomas J. Watson Research Center, it is used to create high-resolution, realistic images. Fractal geometry is based on the fact that the closer you look at something, the coarser it appears. For example, you can create a distant mountain on a computer simply by using several lines of conventional high-resolution graphics. They might look good, but they won't appear to be very realistic.

As you look closer at a real mountain, what appears to be a simple element breaks up into smaller areas that in turn break up into even smaller areas that in turn break up into even smaller areas. Eventually, many of these break up into different strata, boulders, rocks, and possibly pebbles. Even smooth-looking rocks and pebbles get rough around the edges when you look close.

All of this detail (the fractals and the shading) is what makes a real mountain

(Continued on page 90)

AND NOW THE GAME BEGINS

PERSONAL COMPUTER *The Game*

BUSINESS EDITION

INTRODUCING THE AT&T



PERSONAL COMPUTER.

The personal computer game is ready for business—and now it's your move. To win the game your company needs a fast, flexible, reliable personal computer that enables you to call the shots.

Go directly to the new AT&T Personal Computer.

The AT&T Personal Computer is more than just a superior piece of hardware. Behind it is a commitment to a better way of managing information and communications. One that can pay off handsomely in increased productivity and profits.

Because our AT&T PC is designed to be flexible enough to meet all your business needs—today and in the future.

Whether you use it as a stand-alone workstation or as a team player in a fully integrated system, you'll find our PC a high-performance machine. And a hard-working addition to your office.

Its fast processing and high-resolution graphics will help make any computer task a computing pleasure. In addition, you can expect more standard features. More expansion slots. More options for future growth.

OFF-THE-SHELF SOFTWARE DOES THE JOB

Driven by the MS-DOS* operating system, the AT&T PC runs the most popular off-the-shelf software for a wide range

of business applications. Financial analysis. Forecasting. Budgeting. Word processing. Inventory. The AT&T PC does it all.

And its flexibility means that when it's time to expand, our PC will actually make your computer growing pains painless.

With our unique PC Interface it can be linked to the more sophisticated, higher capacity world of the UNIX** System V Operating System—the AT&T Computer “brain” that is emerging as the operating system standard for multi-user, multi-tasking machines.

THE AT&T TRADITION CONTINUES

Some things about our PC cannot be measured in bits and bytes, but are of immeasurable value.

For instance, the unmatched service and support of AT&T. The built-in reliability—and outstanding quality—of our products. The century-long tradition of technological innovation and personal attention to detail.

Think about it. Then make your move—to the AT&T Personal Computer, from AT&T Information Systems.

To get in on the game, call your AT&T Account Executive, visit an Authorized AT&T PC Dealer, or call 1 800 247-1212.

**AT&T INFORMATION SYSTEMS.
WHEN YOU'VE GOT TO BE RIGHT.**



*MS-DOS is a trademark of Microsoft Corporation.
**UNIX is a trademark of AT&T Bell Laboratories.
©1984 AT&T Information Systems



SOL LIBES BITS & BYTES



Apple Juice

► Sales of the Apple Macintosh appear to have leveled off due to a slacking of demand for personal computers generally and the distinct lack of applications software for the system. The result is that Macs are immediately available—with many dealers offering discounts or throwing in software or peripherals at no charge.

Key software, such as Lotus 1-2-3, has still not arrived in the retail channel. When the Mac was introduced last January, Apple promised that Lotus would be available "real soon," but availability has now been pushed back to the first quarter of next year.

Apple has announced price reductions for the Mac—to \$2195. Also, the 512K Mac version originally expected next year was introduced this past September to stimulate sales. And there are rumors that Apple is actively engaged in developing a new version of the Mac and Lisa machines using the new Motorola 68020 microprocessor. This chip is a true 32-bit CPU capable of souping up the Mac's speed two to four times. Look for a possible January 1986 introduction, if not before.

On another front, Apple has filed its 28th court suit against a foreign maker of Apple II copies. This time it is Video Technology, Ltd., the first Hong Kong based company to be sued. Previously, Apple had gone after companies in Taiwan, Singapore, Australia, and New Zealand. Most of the copied components are made in Taiwan, shipped to Hong Kong for final assembly and then sold mainly in the Far East and Europe, with a few finding their ways to North America. Apple contends that 90% of all the Apples sold in the Far East are fakes.

Rumors & Gossip

► There are rumors that AT&T will announce this month two new low-cost systems being made for them by Convergent Technologies. Meanwhile, AT&T appears to be having delivery problems with its new 6300 Personal Computer. AT&T promised the units would be on dealers shelves by mid-July. But by mid-August dealers were complaining they had not yet seen their first shipments. . . . McGraw-Hill, which recently bought a software house, is now rumored getting set to acquire a micro-computer hardware manufacturer. . . . IBM is reportedly developing 5¼" hard disk drives storing 30M and 50M bytes, at its Rochester, MN, facility. Speculation is they will be used in upgraded versions of the PC AT to be announced late next year.

IBM Rumblings

► IBM is expected to announce another round of PC and XT price cuts that may hurt the clones badly. Columbia and Eagle are already on the ropes and Televideo and ITT are also rumored not doing well with their compatibles. Price cuts possibly as great as 15 to 20% are anticipated, as these systems no longer will represent IBM's "leading edge" technology. Look for cut-throat competition in the 8088-based marketplace.

With the new IBM PC AT machine using the 80286, Intel has moved to ensure that there will be adequate quantities of the chip. They certainly do not want a repeat of the 80186 story: where OEMs had to wait as long as a year to receive production quantities. Intel is therefore assisting Advanced Micro Devices, Fujitsu in Japan, and Siemens in Europe to produce the chip family. We

also hear that IBM is producing the chip set for its own use. Intel is predicting that, in 1986, over a million 80286s will be sold.

Clone manufacturers are expected to announce 80286 PC AT compatible machines. However, with supplies of the 80286 family predicted to be limited through the first half of next year, IBM appears to have a good 6- to 9-month lead on the clones. On the other hand, clone makers can be expected to offer significant improvements over the IBM machine—such as more users, more memory, more hard disk space, faster operation, and so on. The 80286 clone market battle should prove to be even more interesting than the 8088 battle. Compaq and ITT are expected to be first with AT compatibles.

IBM may also be negotiating with Hitachi to make a new lapsize PC. IBM has been privately showing a prototype lap machine using an 8086 and 80-character × 16-line display.

From Taiwan comes news that, at the request of IBM, the police raided two local computer companies who were making counterfeit PCs. Confiscated were copied machines and manuals bearing IBM's trademarks and logotypes.

Consumer Electronics Bus Standard

► As manufacturers start offering entertainment, communications, security and environmental electronic devices with computer interfaces for the home, there is renewed interest, on the part of the Electronic Industries Association (EIA), in the development of a standard for a Consumer Electronic Bus (CEB). The CEB standard would define the protocols used in communicating between a home personal computer and peripherals such as video tape recorders, TVs, and telephones.

A committee formed by the EIA two years ago is expected, in 1985, to issue a preliminary definition of the protocol for use with the power line. Standards are also being considered for infrared, rf remote control, twisted-wire pair, coaxial cable, and fiber optics. The protocol is expected to call for serial transmission of data with access to the bus via an arbitration scheme. It should be possible to transmit analog signals over the bus by digitizing it.

At a recent International Conference on Consumer Electronics, NEC de-

scribed a coaxial-cable system for the home capable of transmitting data, voice and video between 64 stations. At the same conference Nippon Telegraph and Telephone described a system in which the home telephone system was used to link electronic systems in the home.

Low Tide for Liquid Crystals

► When Apple introduced the IIC months ago, it promised an 80-character \times 25-line LCD display for the unit by the fall to convert it to a portable. And HP, introducing its 100 portable in May, promised it would upgrade to a 25-line LCD before Apple. During the summer Apple even demonstrated a IIC with the new display.

Now comes word that Apple will not make the LCD available until next spring and HP is promising fall 1985 availability. In the meantime, at least one computer is already on the market with an 80 \times 25 LCD. STM Electronics, Menlo Park, CA, started shipping its MS-DOS unit last June.

The problem appears to be twofold. First, the 80 \times 25 LCD display costs about six times as much as a CRT display (the plasma and electroluminescents are even more) and the display does not look anywhere near as good. Second, the demand for portables with large displays does not appear to be great enough to provide the production quantities necessary to reduce production costs. In fact, sales of lap portables appear to be lagging generally, and many feel that the significantly higher prices of large-screen lap units will offset the advantage of the size of the screen. That appears to be why a company like Radio Shack has stuck with the Model 100 (40 \times 8 display). Industry experts are now predicting that sales of the large-screen lap units will not take off until 1986.

Pocket Computer Launched

► Psion, London, England, has introduced what it claims is the world's first practical pocket computer. It uses plug-in EEPROMs (electrically erasable programmable read-only memories), which function as "disk" storage. The unit is 5½" \times 3" \times 1" and weighs less than 8 oz. The (UK) price is about \$140.

The unit can have two 16K EEPROM packs allowing the user to save and recall up to 32K of program and/or data. The unit has a builtin database manager and a 16-character display.



Atari Rumors

► Atari, now headed by Jack Tramiel, who created Commodore and made it the success it is, is expected to show prototypes of several new microcomputers at next month's Consumer Electronics Show in Las Vegas. Rumors are that Jack will be testing the market rather than showing units actually scheduled for production. Most likely only two will actually go into production and become available during the summer.

Expectations are that one will be an 8-bit machine that will compete with Commodore's home computer. The second is expected to be a 16-bit machine based on either the Motorola 68000 or Zilog Z8000. These latter machines are expected to have base list prices just under \$1000 and will be intended for the IBM PC and Apple Macintosh markets. The probability is that both machines will be made outside this country. There are also rumors that Commodore is developing a 32-bit machine, but it probably won't be shown at CES.

In the meantime Tramiel has cut the price of the Atari 800XL to \$159 (wholesale) to clear a large inventory, forcing a price war between it and the Commodore 64. There is little doubt that, if Jack is successful in moving the 800XL systems, Atari will resume making them.

AI Emerging from Labs

► Artificial intelligence, long the exclusive domain of university research laboratories, appears to be coming out into the commercial world. What amounts to the first wave of commercial AI products has been introduced by such companies as IBM, Xerox, DEC, Data General, Symbolics and Tektronix. At the recent gathering of the Association for Artificial Intelligence in Austin, several firms showed software tools for constructing knowledge-based systems.

At the conference IBM described six

AI development projects that should shortly result in specific end-user products. First was YES/VMS, an "expert system" to operate a large computer system with significantly less human attention.

Next is the development of PRISM (Prototype Inference System) to allow developers to create a system shell based on their own rules and inferences. Then there is "Scratchpad II," which would allow scientist to manipulate algebra directly on a computer screen. IBM is also developing versions of the Lisp and Prolog languages for writing AI programs. Other IBM AI projects include machine language translation theorem proving and several AI development tools.

Amateur Packet Radio

► Four years ago, amateur radio operators began developing radio repeater stations for digital communications between amateurs using personal computers. There are now well over 1000 stations in operation.

Although most stations function only locally, a movement is under way to create a network of repeater stations that will allow amateurs to send and receive messages and programs from outside their areas. In July of last year amateurs in California created the first such network, call WESTNET, linking stations from as far south as San Diego to well north of San Francisco.

Further, AMSAT is expecting to launch a packet-radio satellite, for amateur use, in 1986. It will link personal computers around the world.

For more information on amateur Packet Radio, write to the nonprofit organization, Amateur Radio Research and Development Corp., PO Box 6148, McLean, VA 22106. ◇



At CIE, you get electronics career training from specialists.



If you're interested in learning how to fix air conditioning, service cars or install heating systems— talk to some other school. But if you're serious about electronics... even earning an Associate Degree... come to CIE — The Electronics Specialists.

Why trust your education and career future to anything less than a specialist?

You shouldn't. And you certainly don't have to.

If you talked to some of our graduates, chances are you'd find a lot of them shopped around for their training. They pretty much knew what was available. And they picked CIE as number one.

Be sure to shop around. Because, frankly, CIE isn't for everyone.

There are other options for the hobbyist. If you're the ambitious type—with serious career goals in electronics—take a close look at what we've planned for you at CIE. **What you should look for first.**

Part of what makes electronics so interesting is it's based on scientific discoveries—on ideas! So the first thing to look for is a program that starts with ideas and builds on them!

That's what happens with CIE's Auto-Programmed® Lessons. Each lesson takes one or two principles and helps you master them—before you start using them! **How practical is the training?**

This is the next big important question. After all, your career will be built on what you can do—and on how well you do it.

Here are ways some of CIE's career courses help you get your "hands-on" training...

With CIE's Personal Training Laboratory...

you learn and review the basics—perform dozens of experiments. Plus, you use a 3-in-1 precision Multimeter to learn testing, checking, analyzing!

When you get your own 5MHz, solid-state oscilloscope, you take some

real professional steps. You use it as a doctor uses an X-ray machine—to "read" waveform patterns...lock them in...study, understand and interpret them!

When you get your Digital Learning Laboratory, you'll

be into digital theory—essential training today for anyone who wants to keep pace with the state of the art of electronics. With CIE's Digital Lab, you'll be applying in dozens of fascinating ways the theory you've learned. For example, you'll compare analog and digital devices. You'll learn to make binary to decimal conversions and to work with semiconductor devices and circuits. You'll see how digital equipment is vital to today's exciting, growing fields such as security... where digital theory provides the brains for space-age alarm and protective devices.

You'll build your Microprocessor Training Laboratory, a working microcomputer—from "scratch." You'll also learn how to program and interface it with displays, memories, switches, and more.

Earn An Associate Degree from CIE.

One of the best credentials you can have in electronics—or any other career field—is a college degree. That's why CIE gives you the opportunity to earn an Associate in Applied Science

in Electronics Engineering Technology. Any CIE career course can offer you credit toward the degree...more than half of the number needed in some cases.


You can also prepare for the government-administered FCC (Federal Communications Commission) Radiotelephone License, General Class. It can be a real mark in your favor... government-certified proof of your specific knowledge and skills.

Shop around...but send for CIE's free school catalog first!

Mail the card. If it's gone, cut out and mail the coupon. If you prefer to write, mention the name and date of this magazine. We'll send you a copy of CIE's FREE school catalog—plus a complete package of independent home study information! For your convenience, we'll try to have a representative contact you to answer your questions.

Mail the card or coupon—or write: CIE, 1776

East 17th St,
Cleveland,
OH 44114.



CIE Cleveland Institute of Electronics, Inc.

1776 East 17th Street, Cleveland, Ohio 44114

Accredited Member National Home Study Council

YES... I'm shopping around for the right kind of career training in electronics—and CIE sounds well worth looking into. Please send me my FREE CIE school catalog—including details about the Associate Degree program—plus my FREE package of home study information!

Print Name _____

Address _____ Apt. _____

City _____ State _____ Zip _____

Age _____ Area Code/Phone No. _____

Check box for G.I. Bill information: ☐ Veteran ☐ Active Duty

MAIL TODAY!

PE-25

FORREST M. MIMS III

THE COMPUTER SCIENTIST

OPTOELECTRONIC DIGITIZER

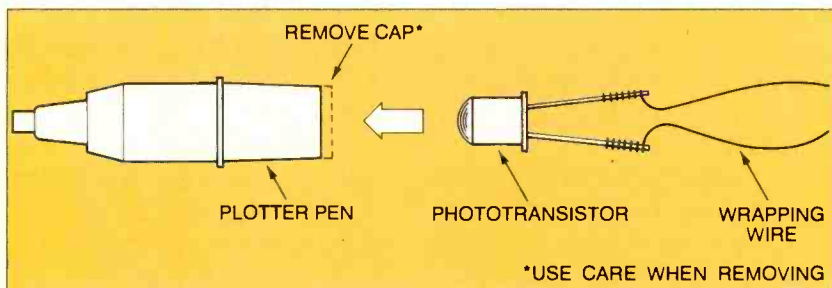


Fig. 1. How a light sensor can be installed in a plotter pen.

DIGITIZERS permit information ranging from simple data to complex shapes and patterns to be manually entered into a computer. Many kinds of low-cost digitizing devices are available for personal computers, including joysticks, mice, trackballs, and graphics tablets. Even some *xy* plotters can be adapted to function as digitizers. Automatic digitizers are available, but they are quite expensive.

Recently I've been experimenting with various ways to convert an *xy* plotter into an automatic digitizer. The results thus far have been very encouraging, and my present set-up, which I will describe here, can be programmed to grade multiple-choice tests, tally surveys, and digitize low-resolution shapes and images, all automatically. If you already own or have access to a computer and compatible *xy* plotter, the cost for this powerful capability is surprisingly low.

Optical Digitizing Methods

The automatic digitizing methods with which I've experimented are all based upon the optoelectronic (or photonic) sensing of the presence or absence of light or dark markings on ordinary paper. In operation, a computer is programmed to sweep the pen carriage of an *xy* plotter across a paper containing information or an image to be digitized. An optoelectronic sensor installed in the pen carriage is connected to the computer's joystick port. A simple software routine permits the signal level from the sensor to be correlated with the precise location of its origin.

Although many different optical sensing methods are available, the simplest is to install a light-sensitive detector in a

discarded plotter pen as shown in Fig. 1. The sensitive surface of the detector can then view the paper through the narrow aperture through which the ink once passed. If connections to the sensor are made with flexible wrapping wire, a modified pen containing a detector can be automatically returned to and retrieved from a pen stall.

Though this method will work, it requires careful attention to lighting. The paper under the moving sensor must be evenly illuminated, or erroneous signals will result. One solution to this problem is to substitute a reflective optocoupler for the detector. This device contains both a light emitting diode and a phototransistor. Since this sensor includes a built-in light source, it is not dependent upon external illumination.

Unfortunately, most reflective optocouplers are too large to fit inside a plotter pen. Some that might, however, are made by Skan-A-Matic Corporation (PO Box S, Route 5W, Elbridge, NY 13060).

Another sensing method that works

quite well is to couple both the optical detector and a source of illumination to the plotter's pen carriage by means of fiber optics. This method permits very reliable, low-resolution digitizing with a minimum of external hardware. Indeed, when used with a *PCjr*, this method works exceptionally well with a readily variable cadmium sulfide photocell as a light detector. The photocell can be directly connected to one of the joystick ports on the *PCjr*.

The method can also be used with a Color Computer and certain other computers having joystick ports simply by adding a series resistor to the photocell and connecting the two components across 5 V. The resulting circuit provides an output voltage that varies in amplitude according to the light level on the photocell.

In short, it's possible to assemble an automatic optical digitizer from many different combinations of computers, plotters, and sensors. Following is a detailed description of one of the many possible arrangements. You may not happen to have the equipment I used, but with some planning you should be able to adapt the principles described to your particular system.

An Automatic Digitizer

The hardware necessary to transform an *xy* plotter connected to a *PCjr* into an automatic fiber optic digitizer is shown in Fig. 2. The sensor is a cadmium sulfide photoresistor having a low light resistance and a high dark resistance. A suitable choice is Radio Shack's Catalog

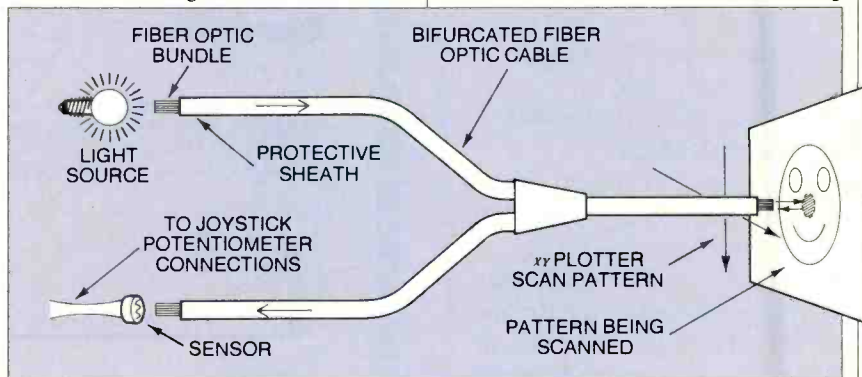



Fig. 2. Fiber optic automatic digitizer.

No. 276-116.

Since cadmium sulfide photocells have a relatively slow response time, illumination can be provided by either a battery or line-powered lamp. The photocell will ignore the 60-Hz intensity fluctuations from the line-powered lamp.

The fiber optic cable is the most important, and most expensive, component in the system. The *bifurcated* fiber optic cable used was formed from two cables merged into one in a Y configuration. The fibers in the two cables are randomly mixed in the stem of the Y.

Fig. 3. A bifurcated fiber optic cable with light sensor and penlight.



Light is injected into one branch of the Y where it evenly illuminates as pot directly below the end of the merged cables. Some of the light reflected from the paper enters the end of the merged fiber cable. Half this light travels up the side of the Y terminated by the photosensor.

If you've never worked with fiber optics, you may wonder how effective a bifurcated fiber optic cable is in this role. I found it to be exceptionally effective, and it is easy to observe the change in light intensity at the photosensor end of the cable when the sensing end of the Y cable passes over a black line drawn on white paper.

Bifurcated fiber optic cables are available from several companies, or you can make your own. The one I used is Dolan-Jenner's Type No. EE824. It is 24" long and costs \$60.00. Before ordering a cable, you may wish to request literature about the other bifurcated fiber optic cables made by the same company. Send your inquiry to Dolan-Jenner Industries, PO Box 1020, Woburn, MA 01801.

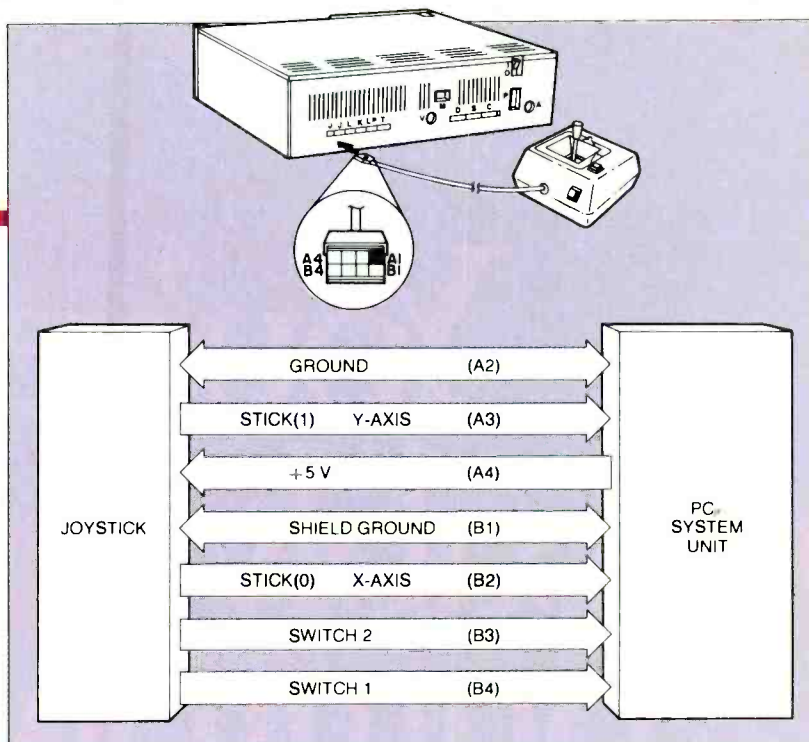


Fig. 5 PCjr joystick connections.

Some of this company's cables have a smaller diameter and can be used to provide higher resolution. Keep in mind Dolan-Jenner has a \$50 minimum order requirement.

Assembling the Digitizer

There are many ways to attach the photocell to the terminal at the end of one of the two branches of the bifurcated cable. One way is to insert the photocell into a length of heat-shrinkable tubing. Wrap the metal terminal on one end of the fiber optic cable with tape to increase its diameter and insert the wrapped end into an aluminum bushing previously inserted into the heat-shrinkable tubing.

The other end of the Y should be coupled to a light source. This can be done

by inserting the end of the cable, wrapped with tape to increase its diameter, into a plastic or metal cylinder placed over the end of a small two-cell penlight. Another is to clip the free end of the cable to a small desk lamp with a small clamp or alligator clip.

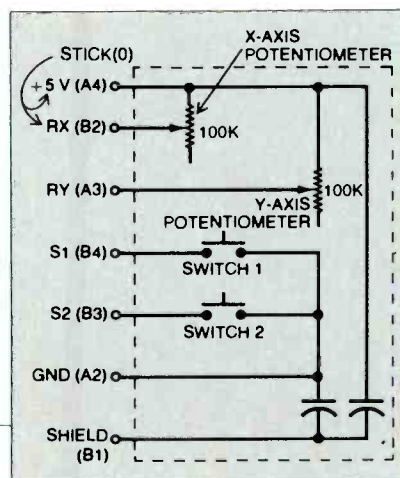
Figure 3 is a photograph of the bifurcated fiber optic cable used in my experiments. A flashlight and detector have been coupled to the ends of the Y, and the stem of the cable is ready to be inserted into the plotter's pen carriage.

The terminal at the end of the stem of the Y should be increased in diameter with tape or heat-shrinkable tubing and then *carefully* inserted into the top of the pen holder of a plotter. Although I used a Hewlett-Packard HP7470 plotter, others may also work.

After the fiber optic cable has been arranged, the photocell can be connected to the joystick port of a PCjr. Since it's difficult to find plugs that fit Junior's two joystick sockets, you may want to do as I have and modify a joystick by adding a small phone jack to it. Connect the terminals of the jack across the x-axis potentiometer. If the jack is the kind designed to switch a speaker off when a phone plug is inserted, use the switch mechanism to disconnect the potentiometer when a plug connected to the photocell is inserted. Insulated alligator clips soldered to a pair of wires connected to the plug can be clipped to the photocell's leads.


Alternatively, you can connect the

Fig. 4. Internal circuitry of a PCjr joystick.



You've
probably already
outgrown
your personal
computer.

Introducing the TeleVideo Personal Mini.



Personal Mini

Your simplest PC growth path.

You'll know you've outgrown your personal computer the first time you realize it won't let people share resources or work on the same job simultaneously.

The fact is, the isolated, standalone PC is only the beginning of how computers can meet today's business needs.

The fact is, your next step to growth is the new TeleVideo® Personal Mini. Simply plug it in and grow.

**Runs PC, mini
and multi-user software.**

With the TeleVideo Personal Mini, users of IBM® or TeleVideo PCs, XTs, and portable computers can share data and expensive peripherals like printers and plotters.

The Personal Mini dramatically increases computing power. So it not only runs PC software, but also hundreds of popular, fast minicomputer and multi-user software programs in your established PC environment.

And, unlike less advanced networks, the Personal Mini never sacrifices performance or speed regardless of how many workstations are on line. It also offers multi-tasking.

**Enhance your
original PC investment.**

Even system expansion costs are substantially less than what you'd pay to add new IBM PCs. And your original investment in hardware, software and

personal computer education is never lost.

Your TeleVideo dealer now has the Personal Mini. Arrange to see it today by calling toll free, 800-521-4897. In California, call 800-821-3774. Ask for operator 10.

This is the first PC compatible multi-user, multi-tasking system. And the computer solution you'll never outgrow.

Regional Sales Offices: Northwest (408) 745-7760, Southwest (714) 476-0244, Southcentral (214) 258-6776, Midwest (312) 397-5400, Southeast (404) 447-1231, Mid-Atlantic (703) 556-7764, Northeast (617) 890-3282, East (516) 496-4777, Rocky Mountain (408) 745-7760.



The TeleVideo Personal Mini. The first PC compatible multi-user system.

Circle No. 62 on Free Information Card

Computers
TeleVideo Systems, Inc.

IBM is a registered trademark of International Business Machines.

Computer Scientist

photocell directly to Junior's joystick connector by using a hand-held wire-wrap tool. The wires can be removed later.

Unless they are shielded, the two wires connecting the photocell to the joystick jack or Junior's joystick socket should be relatively short. Otherwise, external electrical noise may be coupled




Fig. 6. Photograph of the author's automatic digitizer system.

into the computer and cause erroneous joystick readings.

In any event, always use caution when making modifications to computer equipment. A manufacturer may consider the machine's warranty voided should your modifications cause components to be damaged.

Figure 4 shows the internal circuitry of Junior's joysticks. The STICK(0) command addresses the x-axis potentiometer, the one for which the photocell should be substituted. Figure 5 shows the connections between Junior and a joystick and also identifies the pin posi-




Fig. 8. Typical shapes scanned by automatic digitizer.

tions of the joystick's socket.

After the fiber optic sensing apparatus is completed, it's time to connect the plotter to the PCjr. The RS-232 version of the HP7470 should be connected to the serial ("S") port on the back of the Junior through a null modem connector. Depending upon the cable used, you may also need a female-to-female adapter.

Next, it's necessary to make sure Junior and the plotter are on speaking terms. If you use the HP7470, check the settings on the DIP switch adjacent to the RS-232 connector. Locations US and B4 should be set at the 1 position. All other locations should be set at the 0 position.

If you use the same equipment I did, your system should now resemble the setup shown in Fig. 6. Note the image being scanned and the plug inserted into the joystick jack.

Developing Driver Software

It's surprisingly easy to develop driver software for the digitizer. First, it's necessary to open a communications file that permits Junior to send instructions

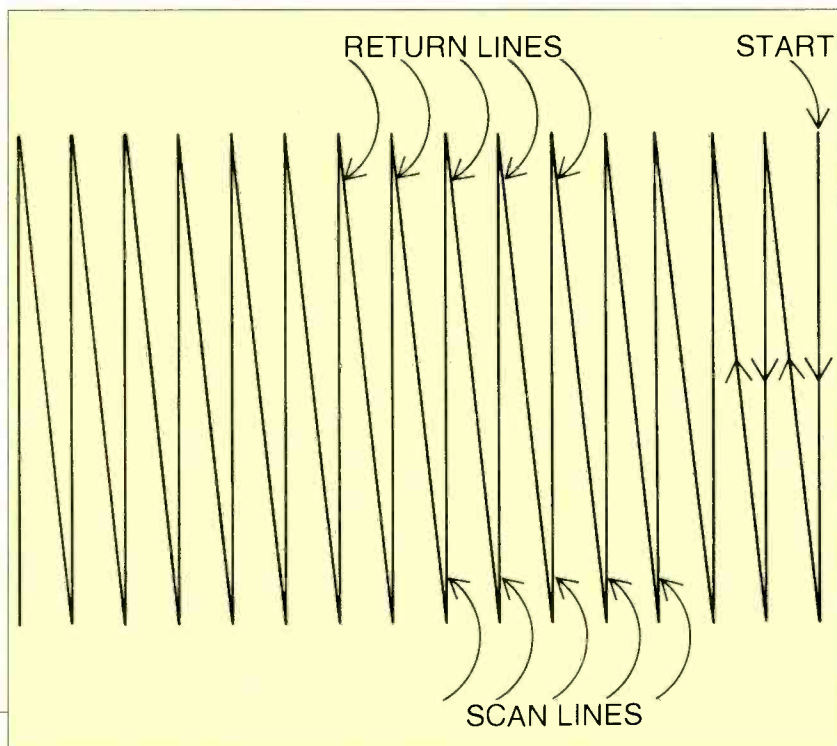
to the plotter. If you use the HP7470, insert this line near the beginning of your programs: OPEN "COM1:2400,S,7,1,RS,CS65535,DS,CD" AS #1. For more information about modifying this plotter communications protocol, perhaps for use with other plotters, see Junior's documentation, especially the explanation of the OPEN "COM..." statement on

LISTING 1. AUTOMATIC DIGITIZER PROGRAM FOR PCjr AND HP7470 XY PLOTTER.

```

10 'AUTOMATIC OPTICAL DIGITIZER
   FOR
20 'PCjr AND HP7470 XY PLOTTER
30 'COPYRIGHT 1984 BY FORREST M.
   MIMS
40 KEY OFF:CLS:SCREEN 1,0:COLOR 1
50 SENSOR=STICK(0)
60 LOCATE
   15,15:PRINT"SENSOR="SENSOR
70 LOCATE 1,1:PRINT"CALIBRATION
   PROCEDURE:"
80 LOCATE 3,1:PRINT"ADJUST
   SYSTEM TO PROVIDE A
   DIFFERENCE OF"
90 LOCATE 4,1:PRINT"AT LEAST
   TWO UNITS WHEN PHOTOCCELL
   VIEWS"
100 LOCATE 5,1:PRINT"A LIGHT AND
   DARK BACKGROUND."
110 LOCATE 7,1:PRINT"PRESS ANY
   KEY WHEN READY."
120 RS=INKEY$:IF RS="" THEN 50
130 CLS:LOCATE 1,1:PRINT"NEXT,
   SUBTRACT 1 FROM THE HIGHER
   VALUE"
140 LOCATE 2,1:INPUT"AND ENTER
   THE DIFFERENCE: ",N
150 'PCjr-HP7470 PLOTTER PROTOCOL
160 OPEN"COM1:2400,S,7,1,RS,CS65535,
   DS,CD" AS #1
170 SCREEN 3
180 PRINT #1,"SC0,159,0,199;"
190 FOR X=0 TO 159 STEP 2
200 FOR Y=0 TO 199 STEP 2
210 PRINT #1,"PA"X,Y";"
220 SENSOR=STICK(0)
230 LOCATE
   1,1:PRINT"SENSOR="SENSOR
240 R=159-X
250 IF SENSOR>N THEN PSET(R,Y)
260 IF Y<2 THEN GOSUB 310
270 NEXT Y
280 NEXT X
290 LOCATE 1,1:PRINT"
   "
300 GOTO 300
310 FOR A=1 TO 200:NEXT A
320 RETURN
  
```

Fig. 7. Automatic digitizer scan pattern



pp. 4-240-246 of IBM's PCjr BASIC manual.

Next, it's necessary to develop a simple routine that scans the plotter's pen carriage across the paper being digitized. The HP7470 and other plotters can be easily scaled to match Junior's screen resolution. In the low-resolution mode (Screen 3), Junior's screen is divided into a grid consisting of 160 vertical and 200

Our Lowest Price Ever on the Computer of the Year!

\$399



Give Someone Special the Advanced Technology of the Model 100 and Save \$200

Innovative Technology for Under Your Tree

This Christmas, take advantage of Radio Shack's lowest price ever on the Model 100, and give your someone special the special power and convenience of America's #1 portable computer. The Advanced Technology Model 100 is the only portable with a full-size typewriter keyboard, an eight-line by 40-character display, a built-in telephone modem and five built-in

programs. And all this power is packed in a computer weighing less than four pounds!

The Perfect Gift at the Perfect Price

Come see the 8K Model 100, now \$399.00 (#26-3801, Reg. \$599.00) and the 24K Model 100, now \$599 (#26-3802, Reg. \$799.00). Either one is the perfect choice for your someone special — or for yourself — this Christmas.

Radio Shack®
The Technology Store™

A DIVISION OF TANDY CORPORATION

Send me a free 1985 Computer Catalog.

Mail To: Radio Shack, Dept. 85-A-302
300 One Tandy Center, Fort Worth, Texas 76102

NAME

ADDRESS

CITY

STATE ZIP

TELEPHONE

Sale begins Nov. 1, ends Nov. 30, 1984. Prices apply at Radio Shack Computer Centers and at participating Radio Shack stores and dealers.

Computer Scientist




Fig. 9. Screen photographs of test shapes in Fig. 8.

horizontal boxes. This statement assigns the same scale to the HP7470: PRINT #1 "SC0,159,0,199;"

Now a simple BASIC routine can be developed to scan the pen carriage across the paper. The scan pattern can permit the fiber optic sensor to illuminate and examine each of 160×200 imaginary boxes on the paper being digitized. Or the program can be easily modified for faster operation by having the sensor skip any specified number of boxes.

Caution.

Never include pen selection or replacement instructions in your programs! To do so might damage the pen carriage mechanism. The only exception to this rule is if you use a detector housed in a pen and connected to the computer with flexible wires that do not interface with movements of the carriage or tangle with the pen stalls.

Listing 1 is a sample program that will help you understand how to develop driver software for your system. Here's how it works:

Line 50 assigns to a register labeled SENSOR the numerical value of the photocell reading [STICK(0)]. Lines 60-140 provide a calibration procedure that allows you to input a number that enables

the computer to determine when the sensor is viewing a light or dark background. This number is determined by moving the pen carriage via the plotter's front panel controls across dark and light patterns on a paper while observing the readout window appearing on the monitor screen.

Lines 150-180 establish the communications protocol for the computer and the plotter. Lines 190-280 scan the pen carriage across the paper and paint a replica of the image being scanned on the computer's monitor. The scan resolution is determined by the Step values in lines 190 and 200. The values given in Listing 1 (2) can be changed to give higher or lower resolution.

The subroutine (lines 310-320) was added to provide a brief delay that prevents the pen carriage from making unwanted back and forth movements at the beginning of each scan. These movements sometimes cause false data to be plotted on the monitor screen. If you use a different plotter, you may wish to modify or eliminate this subroutine.

Finally, line 290 erases the readout window that provides the on-screen sensor readout when an image is being digitized. You may wish to omit this line and line 230 if the readout window blocks part of the image.

Figure 7 shows the scan pattern that results when the scan increment steps in lines 190 and 200 are increased to 10. You may wish to modify the scan pattern to provide bidirectional sensing. This will speed up the digitizing process.

Figure 8 shows two test shapes drawn with a black marker pen on ordinary typing bond and run through the automatic digitizer. The resultant screen images are shown in Fig. 9.

Note that the aspect ratio of the shapes has been altered. For example, the circular smile face appears as an oval in the screen photo in Fig. 9. This occurred because I manually altered the origins of the plotter (P1 and P2) so that the pen carriage scanned only a window containing the image and not the surrounding white space. Of course it's possible to preserve the proper aspect ratio by exercising the proper care when setting up the scanning window.

Incidentally, note that the triangle in Fig. 8 has no side parallel to the axes of the paper upon which it was drawn. I purposely avoided having a parallel side to eliminate any possibility of missing one of the triangle's sides during the scan. This can occur, as I found out the hard way, should a line parallel to the vertical axis fall halfway between two passes of the moving pen carriage.

Going Further

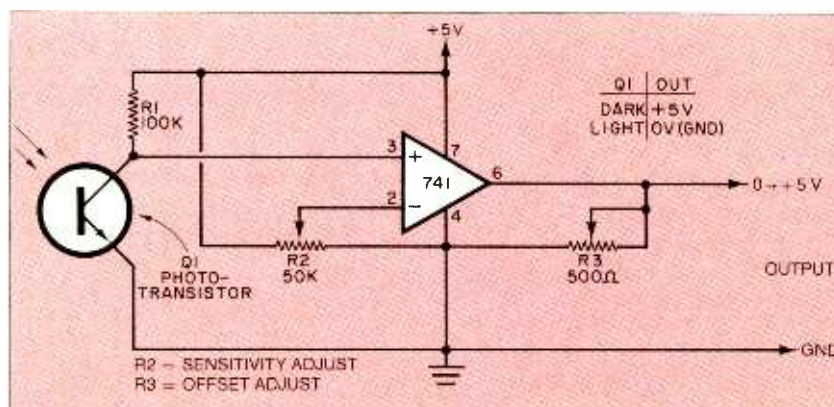
The basic techniques described thus far can be easily modified and expanded. For example, it's possible to devise relatively simple software that examines blacked-in answer boxes on a quiz sheet and tabulates test scores. By opening a second file, it's possible to store digitized images in Junior's RAM and on disk. Images can include maps, surveys, diagrams, graphics, charts, and possibly high-contrast photographs.

Though my digitizer experiments have thus far been limited to the PCjr and the HP7470, with suitable modifications many other combinations of computers and plotters should also work. The Color Computer should be particularly well suited.

You may also wish to explore other sensing methods. Figure 10, for example, is a straightforward phototransistor sensing circuit whose output has a potential of 5 V when the phototransistor is dark. Otherwise, the output is at ground (0 V). This kind of circuit can be easily adapted for computers that have voltage-dependent joystick ports.

For more information about light sensing circuitry, see *The Forrest Mims Circuit Scrapbook* (McGraw-Hill, 1983), pp. 43-45. ◇

Fig. 10. Simple phototransistor sensor circuit.



READ ONLY



A review of the IBM Personal Computer Family. Vol. 1, No. 2



HARDWARE NEWS

Progress. Even for a youngster with unusual potential, the IBM PCjr has made a lot of progress in its first year.

Consider memory for example. The IBM PCjr comes with up to 128KB of internal user memory. You can also add external memory expansion units of 128KB each, up to a total of 512KB. That's far more potential memory than other computers of its price range and weight class (10 pounds).*

Increased memory allows you to take full advantage of the IBM PCjr's powerful 16-bit processor. With up to 512KB of available memory and PCjr's double-sided diskette drive, you can run thousands of best-selling programs that have been developed for the IBM PC. If you're a programmer, the PCjr joins the other members of the IBM PC Family as a full-fledged application development tool.

There is also a variety of plug-in cartridge programs, which work faster than diskettes and don't take up any user memory. Three popular examples are Lotus 1-2-3™, PCjr Color-Paint, and Managing Your Money™ by financial expert Andrew Tobias. And every PCjr comes with cassette BASIC built into the system board.

PCjr makes it easy and affordable to start small and grow at your own

pace. The \$599 PCjr Entry Model, for example, comes with 64KB of memory, runs cartridge programs, and can easily be expanded into a diskette model. The PCjr Enhanced Model at \$999** offers 128KB of memory—enough to run many programs from the IBM PC software library—and a 360KB diskette drive.

No matter which model you choose, the IBM PCjr's 13 ports for plug-in options make it easy to add to your system, from more memory, to a modem, joysticks (PCjr can accommodate two), color monitor, or other peripherals.

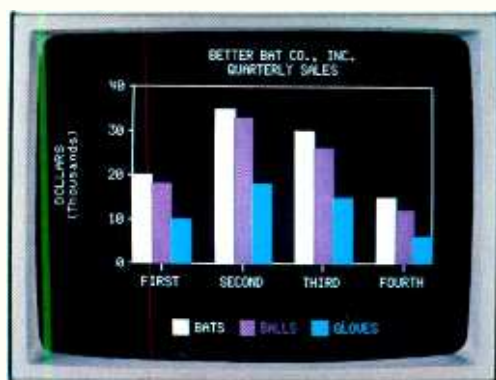
Keys and colors. The IBM PCjr now comes with a new typewriter-style cordless keyboard that frees you to work up close or across the room from the system unit.

While PCjr can be connected to just about any display, including your TV set, the IBM PCjr Color Display offers some real advantages at a very reasonable price.

It has a built-in speaker and an earphone jack for educational and entertainment programs that feature music and sound effects. The non-glare RGB screen gives you better character definition and clarity than a color composite monitor. And since the PCjr Color Display is designed to be placed on top of the system unit, it's a space-saving addition to your PCjr system.

Whatever monitor you decide to add to your PCjr system, there's no extra expense for an additional interface card.

Ports for both monitors and serial printers are built in.



Cartridge-based programs for PCjr include Lotus 1-2-3™.

*Weight does not include power pack and monitor.

**Prices shown apply at IBM Product Centers. Lotus 1-2-3 is a trademark of Lotus Development Corporation. Managing Your Money is a trademark of MECA.

Lest that sound too intimidating, remember that the learning is a by-product of games in which you build various simulated machines on your display screen. Early sections of Rocky's Boots guide you through basic instructions about building and activating simple electronic devices.

You're also introduced to the various "spare parts" and "tools"—such as clackers, boppers, alligators, and alligator detectors—that may come in handy. Later in the program there are more challenging games to play using the machines you've built.

All in all, Rocky's Boots is as thoroughly engrossing as King's Quest. And on one point, at least, it's easier: Sir Grahame has to make do without an alligator detector.

Christmas cheer: Rocky's Boots and King's Quest are part of a special Christmas collection of entertainment and educational software from IBM.

Some others in the Christmas collection come from the same series of IBM learning games as Rocky's Boots. They include Bumble Games™, Bumble Plot™, Gertrude's Puzzles™, Gertrude's Secrets™, and Juggles' Butterfly™. See your authorized IBM Personal Computer dealer, IBM Software dealer, or IBM Product Center for complete details.

The Learning Company reserves all rights in the Juggles, Bumble, Gertrude, and Rocky characters and their names as a trademark and under copyright law. Bumble Games, Bumble Plot, Gertrude's Puzzles, Gertrude's Secrets, Juggles' Butterfly, Rocky's Boots, and The Learning Company are trademarks of The Learning Company.




HARDCOPY

Full Disclosure. If business applications or entertainment programs aren't what you're after, there's a new software listing available from IBM, one with a long title but a specific purpose: the directory of *Engineering and Scientific Programs for IBM Personal Computers Available from Non-IBM Sources*.*

It lists programs in a wide variety of engineering/scientific categories, from Computer Graphics to Lab Auto-

mation and Statistical Techniques. The *Engineering and Scientific* directory includes program descriptions, minimum configuration requirements, initial availability dates, and vendor information.

If your department or laboratory is suffering a backlog in application development



Directory of engineering and scientific programs for IBM Personal Computers.

work, one of these programs—in original form or with a little modification—may be the answer.

For information about where to get the *IBM Engineering and Scientific* directory, see the box at the end of this issue of *Read Only*.

*IBM has not evaluated these programs and makes no comment, warranty, or guarantee as to their functions, quality, or performance.



TIPS AND TECHNIQUES

Living Dangerously. Diskettes lead dangerous lives. When they're not being folded, stapled, or otherwise rendered unfit for service, you might think they could at least spend a quiet evening in front of the TV set.

But no. Danger lurks there, too. All color TV sets and many color monitors have a degaussing coil around the face of the tube that demagnetizes the shadow mask inside the tube when the set is turned on.

If you keep your diskettes anywhere near (within a foot or so) the front of your color monitor or TV set, they may be exposed to a large shot of AC magnetic field every time you turn on the power. This could have a fatal and irreversible effect upon the data stored on the diskettes.

Don't degauss your diskettes.



IBM CREDIT CARD

The new IBM Credit Card gives you a convenient way to get started in personal computing or to add hardware and software to your IBM Personal Computer system. It's available with any purchase of \$300 or more. You can apply for the card and make a purchase with it on the same day. See your IBM Product Center or participating authorized IBM Personal Computer dealer for details.

For more information about IBM Personal Computer products discussed in this issue of *Read Only*, see your authorized IBM Personal Computer dealer or IBM Product Center. To learn where, call 800-447-4700. In Alaska and Hawaii, 800-447-0890.

©1984 International Business Machines Corporation
Little Tramp character licensed by Bubbles Inc., s.a.

HARDWARE REVIEWS

VIDEOSHOW 150

A breakthrough product produces slide-quality graphics on any RGB monitor

BY BARBARA E. AND JOHN F. MCMULLEN

GENERAL Parametric's VideoShow is a graphics presentation system that can take pedestrian charts and send them on a grand tour. With VideoShow's variety of background styles and fonts and its 1000 colors and 25 chart types, your presentations can acquire a cosmopolitan sheen. It is a unique and very powerful system, capable of displaying graphics of exceptional quality. At \$3900, it is aimed at corporate buyers and must be used with an IBM PC or compatible and General Parametric's own PictureIt software.

How It Works

The concept is simple enough: You run PictureIt on an IBM PC to develop business graphs with appropriate titles and explanatory prose. The program stores the graphs on a standard IBM PC-DOS floppy disk. You place the disk into the VideoShow 150, which is connected to a color monitor (RGB or NTSC). With a remote control device, similar to those used to control television sets, you show the graphs.

Another impressive feature is the documentation. Neither overbearing nor incomplete, it is a well-written guide, complete with color and font charts, that will help users plan their presentations.

The system itself is relatively easy to use. The program on the PC (which requires



128K and two disk drives running under DOS 2.x) is menu driven and carries the user fairly easily from preparation to presentation. To illustrate the simplicity, we will go through the steps for developing a simple graph:

1. You activate the system (by turning the computer on with the PictureIt disk in drive A). A menu appears listing the various tasks that can be performed.

2. To create a new picture, you press F1. The system then asks for the format of the new picture. You choose from an available universe of 25 formats divided into four types: bar charts, graphs, pie charts, and

word charts, with subtypes of each.

3. The system responds by presenting a "short form" that is unique for the format selected. This form only requests information necessary for developing the picture. Otherwise, the system will utilize its default colors and styles.

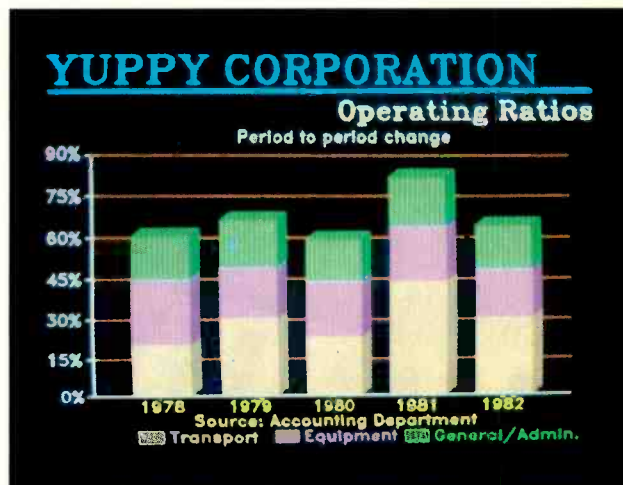
4. You may choose to enter your own colors and styles by pressing the F4 key. The system's "long form" comes up. You fill it out by identifying the colors (by specifying any of 24 color names or any of 1000 three-digit color identifiers) you want. As mentioned earlier, the documentation provides samples of the long-form colors and styles for reference.

5. If your machine has a Graphics Controller Card, you can preview the picture on the PC monitor by pressing the F8 key. (The picture quality displayed on the PC monitor in no way approaches the quality of the picture that will be shown through VideoShow. You may put that quality online by connecting the serial port in the back of the VideoShow 150 to a serial interface on the PC. When you push the F8 key, the preview is displayed on a monitor con-



PHOTOS BY BOB LORENZ

VideoShow



nected to the VideoShow 150.)

6. You can save the completed image to disk under the name assigned under Picture Name.

You repeat these six steps for each graphic display you desire. When you are running a series of displays on VideoShow you can make the display pause during the display formation. For example, you might display "actuals" (sales or expenses) for previous periods and then, after discussion, display on the same chart "estimates" for future periods. You can also overlay previous charts or highlight certain portions of the display.

7. When the generation of all the graphics is complete, you remove the disk on which the displays have been stored and insert it into the VideoShow 150 disk drive.

8. The first picture on the disk is displayed on the video device attached to the VideoShow 150. The display device may be a TTL, RGB, or NTSC monitor or a VCR unit, which would allow voice-overs.

9. You control the presentation either through a hand-held remote device or via the touchpad on top of the 150. (The remote control device gives maximum flexibility during the presentation.)

Color By Name: Small squares show the suggested text colors for the corresponding background color.

RED (900) Aqua Mint Yellow White Black	MAROON (500) Lavender Aqua Green Yellow White	PINK (933) Teal Indigo Maroon White Black	ORANGE (930) Aqua Forest Yellow White Black
BROWN (510) Sky Aqua Mint Yellow White	TAN (963) Teal Indigo Maroon White Black	GOLD (950) Indigo Blue Red White Black	YELLOW (990) Indigo Blue Maroon Red Black
MINT (593) Purple Indigo Blue Forest Black	GREEN (090) Indigo Blue Maroon White Black	FOREST (030) Aqua Lavender Mint Yellow White	OLIVE (530) Aqua Green Mint Yellow White

Page 1 of 2

VideoShow display at left is a stacked bar chart. Above, PictureIt! permits colors to be chosen by name and recommends certain combinations.

MACROVISION

THE remarkable image quality the VideoShow 150 achieves on an ordinary RGB monitor results from a new approach to computer graphics that General Parametrics calls MacroVision. Obtaining an effective horizontal 2048 points on a standard color monitor is, indeed, a technical breakthrough. Accordingly, we interviewed Herb Baskin, the president of the firm, to learn how MacroVision works.

Baskin was willing to give hints, but with key patents pending, was not willing to describe the process in detail. It seems the screen is not managed pixel by pixel, as in other graphics systems, but in variably sized groups of dots. In fact, MacroVision can address each individual color dot on the screen to yield more colors and higher resolution than can normally be obtained with a given amount of memory and processing power. Also, MacroVision replaces the traditional technique known as anti-aliasing for reducing the jagged appearance of

BY SETH R. ALPERT

edges of objects. It uses instead a more powerful (and apparently very complex) method. Even MacroVision is constrained by existing monitor technology, so vertical resolution is the standard 484 lines.

These new techniques are based on algorithms designed to run on specialized hardware like the VideoShow 150. Not one to be unduly modest, Baskin makes the analogy that MacroVision is to computer graphics what Dolby is to tape recording and anticipates an equal degree of commercial recognition and success.

How good is MacroVision, really? Many of the images produced by the VideoShow are crisper than anything we've ever seen created on an IBM PC. However, the sharpness of the image seems sensitive to choice of foreground and background colors. Although the system can display 1000 colors simultaneously, for certain color combinations the text on charts was washed out and hard to read over the background. Other



Herb Baskin with VideoShow 150.

color combinations for the same chart yielded stunning images. General Parametrics, apparently recognizing these variations, includes in VideoShow documentation a guide to optimal color combinations.

Our impression, then, is that MacroVision does live up to many of Baskin's claims. It can produce screen graphics with greater resolution and more colors than anything previously available for standard color monitors. While it is not an exact equivalent of a color graphics system and monitor having 2048 × 484 resolution, it comes incredibly close at a fraction of the cost. ◇

keting communications, points out that this system produces much less picture distortion than any other process. (The system's horizontal positioning accuracy is $\frac{1}{2048}$ rather than $\frac{1}{640}$, which is the best to date of other systems.)

General Parametrics has priced the PictureIt software separately from the VideoShow device to encourage authors of graphics, communications and integrated systems to develop programs to support and interface with the VideoShow. Decision Resources recently announced a VideoShow interface for its Tell-A-Graf (a well-known mainframe graphics system that sells for about \$30,000). We understand that other software manufacturers are developing interfaces to the system. Even while courting other systems developers, General Parametrics is preparing a second version of PictureIt that will include additional graphics formats and free-hand drawing of displays. Armstrong states that the firm is "committed to providing enhancements before the general user reaches the limitations of the current product."

General Parametrics' History

General Parametrics was founded in 1981 to provide graphics software by Herbert Baskin and Eugene Sanders, both thoroughly experienced in computer graphics (at Datapoint, University of California—Berkeley Computer Labs and IBM). In 1982, the firm began work on its first hardware device, the VideoShow 150, which they began shipping to Fortune 500 clients in November 1983. Based on what appears to be a successful start in that area and fortified with additional capital of \$3,000,000 raised through Sevin-Rosen Management Corp., and Kleiner, Perkins, Causfield and Byers in February 1984, General Parametrics instituted a retail sales program in May 1984 and began to establish a dealer network.

Summary

We found that the system performs well the functions that we associate with quality presentations in corporate boardrooms. We realize that the price may seem prohibitive for individual users, but it is, in fact, quite reasonable when compared to the amount of money often spent to generate a slide video presentation in a corporate environment. In fact, the cost is low enough to open the door to presentation graphics for medium-size and small businesses and professionals. We feel that the system fills a niche previously empty, and we recommend you consider it. ♦

Powerful Z80 emulation, priced well within your grasp. That's NICE.™

NICE may be only 3" square and 1/2" thick, but it hands you full speed, real-time emulation for the Z80—over 50 emulation functions, software breakpoints, all memory addresses and all I/O ports.

Just plug NICE directly into the target Z80 socket and any RS232 terminal for system development, troubleshooting, debugging or testing... at home, in the lab or in the field.

And NICE hands you all this performance, portability and versatility for only \$498*... the best emulator price/performance ratio on the market, hands down.

Call in your order today using

your VISA or Mastercard number: (800) NICOLET outside CA, or (415) 490-8300 in CA.

Or send your

check or

money

order

to NICE,

Nicolet

Paratronix

Corporation,

201 Fourier

Avenue, Fre-

mont, CA 94539.

*Payment by check, money

order, VISA or Mastercard.

NICE is a trademark of Nicolet

Paratronix Corporation.

®Z80 is a trademark of Zilog, Inc.



NICE Nicolet

Circle No. 2 on Free Information Card

Tired of video games? Want to do more with your computer? You could be ready for

HACK ATTACK*

HACK ATTACK is a series of programming problems of increasing difficulty. You write programs to solve problems. HACK ATTACK tells you if your program has produced the correct answer. Beginners can build their programming skills, while accomplished "hackers" can see just how good they are.

Anyone who has done some simple programming in BASIC can learn from these problems. All solutions except one can be verified by the checker program included in every packet. Your solution to the final problem must be submitted to us for verification.

And if you need just a little more incentive,

WE WILL PAY \$1000 TO THE FIRST PERSON WHO CORRECTLY ANSWERS ALL PROBLEMS!

This is not a contest. We simply feel the problems offer enough challenge that the first person to solve them all DESERVES \$1000.

Your packet is GUARANTEED to be complete and functional when received. If not, just return the entire packet to us within 30 days for FREE REPLACEMENT! So how can you go wrong? Order today and also SAVE \$4! Use the order blank below.

Each HACK ATTACK packet consists of instructions, a list of problems, answer card, and software program on either disk or tape for verifying answers. The answer card is to be used for submitting solutions to ACTS, Inc. for verification and consideration for the \$1000 award. The answer card received by us with the earliest postmark and all the correct answers will be the winner. In case of ties the award amount will be split. ACTS, Inc. reserves the right to discontinue this offer at any time without notice. The GUARANTEE is valid only if the entire packet is returned, and only covers replacement with a new packet. Because of the nature of software and the ease of duplication, no refunds can be made. Dealer/School inquiries only, call (503) 643-4988. No phone orders accepted.

* HACK ATTACK is a product of Applied Creative & Technical Services, Inc. of Beaverton, Oregon. All rights reserved.

REGULAR PRICE \$21.95 + \$2.00 POSTAGE AND HANDLING. ORDER TODAY AND PAY ONLY \$19.95 INCLUDING POSTAGE AND HANDLING. SAVE \$4.00!

Mail your order to: ACTS, Inc. 4720 SW 139th Beaverton, OR 97005

Name _____	Send me the following copies of
Address _____	HACK ATTACK: _____
City _____ State _____ Zip _____	Commodore 64 Disk _____
	Commodore 64 Tape _____
<input type="checkbox"/> Check <input type="checkbox"/> Money order <input type="checkbox"/> Visa <input type="checkbox"/> MasterCard	Apple IIe Disk _____
Card No. _____ Exp. Date _____	Apple IIc Disk _____
Signature _____	IBM PC Disk _____
Name and signature above must be the same for all Visa and MasterCard orders.	Total _____
	\$19.95 ea. \$ _____

Circle No. 32 on Free Information Card



PRINCETON GRAPHIC SR12 & SCAN DOUBLER

Princeton's ultra-high-resolution color display system

BY JOSEPH DESPOSITO


IT may be true that beauty is in the eye of the beholder, but for a monitor to look sharp, it must have high resolution. A new monitor from Princeton Graphic Systems, the SR-12, comes with a display capability of 690×480 dots in 16 colors. For use with the IBM PC and compatible microcomputers, the SR-12 works in conjunction with a plug-in board called the Scan Doubler, which produces twice the vertical resolution of an ordinary IBM color graphics board. Suggested retail cost of the SR-12 is \$799; cost of the Scan Doubler is \$249.

Setting up the SR-12

At least two plug-in boards (and two slots in the IBM PC) are needed when you use the SR-12 monitor. First is a color graphics board for the IBM PC. You

can employ the board that IBM sells or any compatible color graphics board that uses the system clock. (Princeton Graphic publishes a list of boards that it has tested with the system.) Second is the Scan Doubler board, which increases the number of horizontal lines produced in the IBM PC high-resolution mode from 200 to 400. With these two you have the normal, but not the optimum, configuration.

The optimum configuration, the one we tested, adds one more circuit board to the system. This configuration uses the Quadcolor I color graphics board from the Quadram Corporation (Norcross, GA), the Scan Doubler, and the Quad-



A close-up comparison of the SR-12 (top) and the IBM displays.

color II, also from Quadram. Since the Quadcolor II is piggybacked onto the Quadcolor I, another IBM PC slot is not needed.

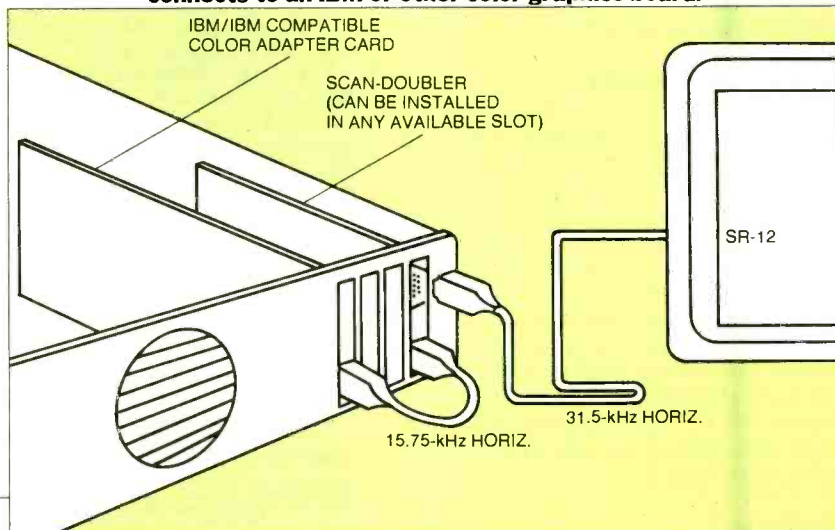
In any configuration, the system is hooked up as shown below. The RGB output from the color graphics board is fed into the Scan Doubler, whose output then goes to the SR-12.

The High-Resolution Display

What's the visual difference between 640×200 and 640×400 dots on a display? The main difference is texture. At 640×200 , graphic images on the screen appear grainy. Also, the array of dots that make up a text character can be perceived by the user. At the higher resolution, images have a smooth texture and individual characters appear filled in.

(Continued on page 84)

The SR-12 receives its input from the Scan Doubler board that connects to an IBM or other color graphics board.



PHOTOS BY WALTER JACKSON

Take your family beyond computers



Enter the fascinating world of the home robot

HERO JR is a friendly, dynamic home companion robot. He'll wake you in the morning, guard your home at night, and entertain throughout the day with small talk, songs, and games.

Buy HERO JR assembled, ready to roll out of the box. Or, build him from a simple "We Won't Let You Fail" kit. Either way, you don't need to know anything about robots. His built-in personality is fully pre-programmed. A flip of the switch turns him into your personal robot. Let him move on his own or direct him with a wireless remote control.

Slip in a new cartridge for more pre-programmed phrases, games and actions. And, with his RS-232 interface, optional HERO JR BASIC and a personal computer, you can write your own programs.

There's a lot to learn...and even more to enjoy! So, for less than the cost of a home computer, introduce your family to the wonders of robotic living.

See **HERO JR** at **Heathkit Electronics Centers*** in major cities across the U.S. and Canada. Consult your telephone white pages for the store nearest you.

OR SEND TODAY FOR MORE INFORMATION!



Mail this coupon today. Get your...

FREE Heath Catalog.

Full color, full information on HERO JR plus over 500 other fascinating electronic kits.

Mail to: **HEATH COMPANY**
Dept. 010-248
Benton Harbor, MI 49022

Name

Address


City

State Zip

RO-118

Heath[®]/Zenith[®]
Heath
Company

Circle No. 26 on Free Information Card *Units of Veritechnology Electronics Corporation.



TAXAN TV TUNER

*Your composite monitor
can double as a
high-quality TV*

BY FRED BLECHMAN

A HIGH-QUALITY color TV for under \$100 sounds too good to be true—and it isn't. But for \$99.95 the new "My Tuner 305" from Taxan will allow your computer's color monitor to display an outstanding color TV picture. During the time you aren't actually using the monitor with your computer, it can function as a color TV set that's better than most others.

The Concept

A color transmission contains picture, sound, color and synchronization, all combined in a complex signal within a 6-MHz "channel." This signal appears, together with all other signals, at your antenna. It's the job of your television "tuner" to select the channel you specify from all the other signals.

A monitor is simply a TV set without a tuner, but with circuitry for a higher video bandpass and therefore a higher-resolution display. The video source—usually a video camera or video tape recorder—is connected to the monitor with a coaxial cable capable of carrying a high-bandwidth signal. Because of the

more direct connection and signal conversion, a monitor picture is inherently more stable and less troubled by interference than a TV set. Also, because of the higher internal bandwidth within the monitor, a much better picture is produced.

As inexpensive microcomputers developed the ability to produce graphics of higher and higher resolution, users chose monitors over televisions for their display. (Many computers have a "composite video" output, and a coaxial cable connects the computer with a monochrome or color monitor.) Because monitors are designed to much higher bandwidth specifications than televisions (20 MHz is not uncommon) and far more attention is paid to vertical and horizontal size and linearity, extremely good pictures result.

Thus, there are literally millions of monitors in use with the capability of receiving standard TV shows—if they only had tuners.

My Tuner 305

Taxan recognized this marketplace void and has just introduced a high-quality tuner to be used with a "composite monitor" (not the RGB type). The monitor should be capable of accepting a standard NTSC signal (most are), and can be either color or black-and-white. (Actually, a green or amber monitor could be used, but the TV picture would be all green or amber.)

This small 6¼" W × 8" D × 3¼" H), beige unit comes with two cables and a power cord. On the back of the unit are five jacks. The antenna input is an F-61 jack commonly used with an F-59 plug on a 75-ohm television cable. Two input

jacks and two output jacks each use an RCA phone jack for video and a miniature phone jack for audio.

The attractive blue and black sloping front of the tuner has white markings for all standard TV channels in three bands—lo vhf (2-6), hi vhf (7-13), and uhf (14-83). The channel selector is a sliding bar (no detents) that moves across from left to right. A front power switch lights a LED when power is on, a slide switch selects the band (lo/hi/uhf), and another slide switch lets you select tuner or computer.

The Tuner Connection

If you have a computer with NTSC video output, you simply plug the video cable that normally goes to the monitor into the tuner video input. If your computer has a separate audio output cable, it plugs into the tuner audio input jack.

With the cables supplied with the tuner, you can connect the tuner output jacks to your monitor's inputs. That's all there is to it.

You may, however, have a problem mating connectors. For example, you may have an antenna that uses 300-ohm twin-lead wire that cannot be directly connected to the Taxan F-61 antenna jack. No adapters are provided or even mentioned in the tuner's simple documentation. Fortunately, you can get all kinds of inexpensive plug adapters at local electronics stores, like Radio Shack.

Also, the tuner does not come with its own whip or rabbit-ears antenna. No doubt the 75-ohm antenna connector was intended to force you to provide a decent antenna so that you'd have a good picture with the least external interference. I would prefer to have the convenience option, however, of a built-in whip or external rabbit ears.

Another problem you may run into concerns sound. Though your monitor may have a composite video input, it


(Continued on page 90)

**Input and output jacks and
antenna input are on the back.**



PHOTOS BY WALTER JACKSON

"HOW I MADE \$15,000 FOR COLLEGE BY WORKING WEEKENDS."



When my friends and I graduated from high school, we all took part-time jobs to pay for college.

Most ended up in car washes, hamburger joints, or driving cabs. They're putting in long hours for little pay.

Not me. My job takes just two days a month and two weeks a year. Yet, I'm earning \$15,000 for college.

Because I joined my local Army National Guard.

They're the people who help our state during emergencies—like hurricanes, tornadoes and floods. They're also an important part of our country's military defense.

So, since I'm helping them do such an important job, they're

helping me make it through school.

I'm getting a regular paycheck every month. Over the six years I'm with the Guard, that'll add up to over \$11,000.

On top of that, the Guard is giving me \$4,000 to pay for tuition, books and lab fees.

Plus, if I take out a federal student loan, the Guard will help pay it off for me at the rate of \$1,500 a year *plus* interest for up to six years.

And all I did was spend a few months in training, then serve one weekend a month and two weeks a year.

The way I figure it is this—while I'm guarding my country, my country is guarding my college education.

And that's a heck of a better deal than any car wash will give you.

THE ARMY NATIONAL GUARD CAN HELP PUT YOU THROUGH COLLEGE, TOO. JUST CONTACT YOUR LOCAL RECRUITER FOR FULL DETAILS. OR CALL TOLL-FREE 800-638-7600.*

*In Hawaii: 737-5255; Puerto Rico: 721-4550; Guam: 477-9957; Virgin Islands (St. Croix): 773-6438; New Jersey: 800-452-5794. In Alaska consult your local phone directory. A1CPFT**124NP



The Guard is America at its best.



Circle No. 15 on Free Information Card

SOFTWARE REVIEWS

CAD PLAN

*Professional-quality
computer-aided
design system*

BY ROBIN WEBSTER

UNLIKE a writer, who can mispell or mistype words and then correct the manuscript with a few simple keystrokes on a word processor, when a draftsman makes a mistake, he must start a drawing all over again.

But now computer-aided design (CAD) systems are liberating the draftsman from thou-shalt-not-make-an-error tyranny. CAD also offers speed and an array of new tools. You can draw a blueprint of a high-rise office building, for example, and later rearrange the floor plan or wiring diagrams by moving lines and objects around. With such a system, engineering designs can be cloned and tinkered with whenever the need arises. Now, with the Personal CAD Systems' Cadplan, some of the power of big CAD systems is within reach of personal computer users, hobbyists and designers.

The Cadplan system is a graphics package that can be used to draw, edit and print two-dimensional designs. In addition to its drawing facilities, Cadplan features a "database extraction," which can be used to keep track of how many times a particular item is used in a design, its total cost, and the vendor's name.

Cadplan's Structure

Cadplan operates on an IBM PC and requires 320K of RAM, two 320K floppy disk drives, a color/graphics adapter board, and at least one serial port for an input device such as a mouse or a digitizer pad/tablet. If you use an IBM system with more RAM or an attached hard disk, Cadplan will operate significantly faster. (Cadplan cannot be used in conjunction with RAM disk systems or DOS 2.0 spooling/buffering. Also, the main Cadplan disk uses a copy protection scheme so you cannot make backup copies unless you connect a "security device," which is supplied.

I used Cadplan on a 320K IBM PC with two floppy drives, although I did manage to check its performance on an XT. I had a three-button optical mouse (Mouse Systems M2) for the input device.

After booting Cadplan, the user is pre-

sented with an initial screen that lists the types of input and output devices supported by the product. At the bottom of the screen is a one-line message that confirms the amount of RAM memory installed and indicates the number of "database layers" supported. A 320K system can support up to 10 layers, and a 640K system can support up to 63 layers.

The database layer is a key Cadplan concept. If you're drawing the wall of a house and want to show how the electrical wiring and the plumbing should be routed, you draw the wall on Layer 1 (where all lines are solid and green), the wiring on Layer 2 (solid red lines), and the plumbing on Layer 3 (solid yellow lines).

The user "descends" or "ascends" through these transparent database layers via a main menu option called LAYER. As I said, the number of layers you can use is related to the amount of RAM memory you have.

The user moves around the surface of each database layer (in the H and Y directions) by moving the mouse-controlled cursor, by entering specific coordinates through the keyboard, or with the PAN command, which I'll describe later. Current cursor coordinates constantly appear along the bottom of the display.

The virtual layers provide 60,000 coordinate points (from top to bottom and from side to side), but the exact drawing dimensions available will depend on the measuring scale that you preselect—a foot and inch scale allows 60,000" in either direction; a millimeter scale permits about 60"; and a special units scale simply allows 60,000 user-definable points.

Once you have chosen the scale you wish to work with, objects will only be accurate to the minimum unit of mea-



Specifications

Product: Cadplan

Mfr: Personal CAD Systems, Inc.
981 University Ave.
Los Gatos, CA 95030

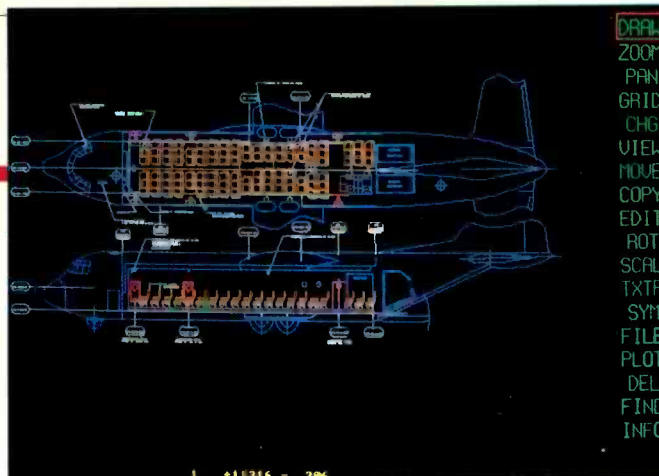
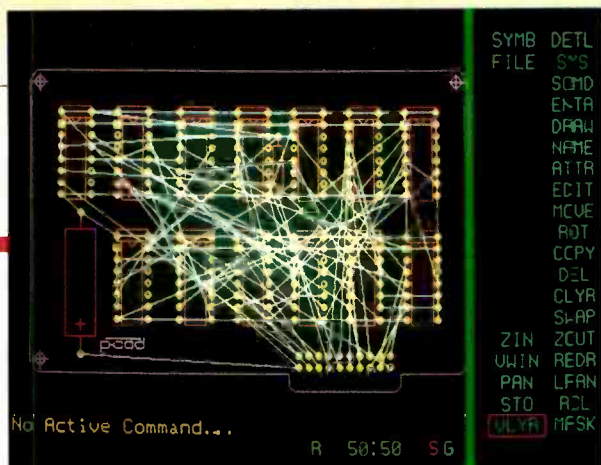
Price: \$1300-\$1900

Operating System: IBM PC-DOS

Requirements: IBM PC with 320K RAM; two 320K floppy drives; color/graphics adapter board; mouse/digitizer or other supported input device

PHOTO BY STEVE BORNIS

Computers & Electronics



Mouse-driven menu is on the right side of screen. Drawings can be layered to show components.

surement (1" in the case of feet and inches or 1 mm in the case of millimeters). Make sure you know the dimensions of the smallest object you intend to draw before selecting a scale—Cadplan will not allow you to include anything measuring less than your minimum scale setting. Also, you will not be able to position lines or objects as close together as you might wish.

To begin work, the user must select one of 18 main menu commands, which are arranged vertically along the right-hand edge of the display. When the crosshair (+) cursor is placed over the menu options, the cursor changes into a red box-shaped outline that can only fit over one command at a time.

Commands are invoked by placing the cursor over them and then pressing the left-most button on the mouse (button 1). In many cases, main menu commands have submenus from which more specific actions can be selected.

A good example of this submenu approach is the DRAW command at the top right of the display. By selecting DRAW, the user is presented with options that allow lines, shapes, and text to be drawn. The STRAIGHT line option is used to create horizontal or vertical lines, or those

at a 45 degree angle. The ANGLE option, on the other hand, allows straight lines to be drawn in any direction.

To draw a line, you place the cursor at the starting point, press button 1, then move the cursor to where the line should end. As you move it, the cursor is linked to the beginning by a shimmering dotted line. You tell Cadplan that you want to confirm the line by pressing button 1 again. The shimmering line then becomes solid.

Although you have now drawn a solid line, the dotted ghost line continues to follow the cursor wherever you move it. This is useful if you want to draw a rectangle very quickly since you don't have to define each of the four sides as separate lines. Give Cadplan the four corner points, or vertices, and it will join them.

To unlock the cursor from the ghost line and move on to another part of the drawing, you press the second mouse button (button 2). If you make an error in placing a vertex, you simply press button 2 and the current unconfirmed line disappears.

This point-to-point digitizing method is used to draw lines, circles, rectangles and arcs. You can place these objects anywhere on the drawing surface or, if

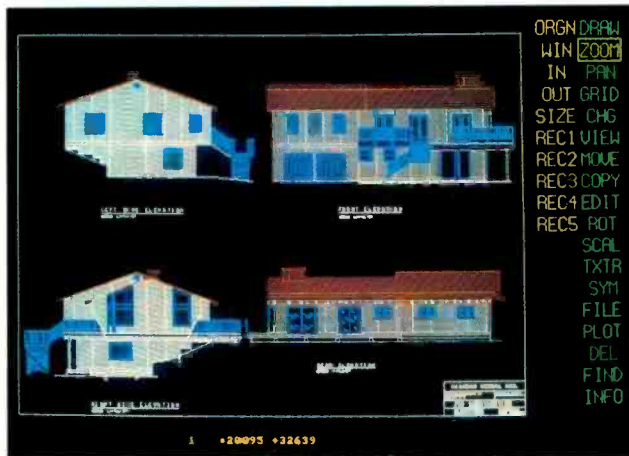
you need to maintain a certain accuracy, you can tell Cadplan to lock all vertices to the nearest point on a range of special grids that can be turned on and off.

For situations where a circle or an arc must be carefully positioned between objects, the Cadplan system provides what is called *three-point digitizing*. The three-point method is enabled by selecting CIRCLE or ARCS from the DRAW submenu and then pressing the number 3 on the keyboard. Given three points (three mouse-selected positions) to work with, Cadplan will generate the circle or arc that fits best.

Other than the geometric options, the DRAW command offers: TEXT, to produce text labels of different sizes that can be arranged horizontally or vertically and left/center/right justified; WIDE, which is used to change the thickness of lines; and DIMENSION, which is used to calculate and display the dimensions of an object.

If you're familiar with the LisaDraw package on the Apple Lisa computer, you'll have a good idea how Cadplan's auto DIMENSION feature works. LisaDraw gives real-time feedback for the size of a rectangle, circle, or line that the user is drawing; as the image is stretched

Plans can use symbols to represent repeated objects. Once created, they can be saved and reused.



Cadplan

or compressed, the measurements are constantly updated.

With Cadplan the DIMENSION feature is not really a real-time readout, but the measurements, once taken, can be permanently displayed. First you draw an object and verify its size with a command called DIST. Next you select the DIMENSION command via the DRAW menu option. By clicking button 1 with the cursor at the beginning of a line (or

the corner of a rectangle, or the edge of a circle, etc.), you tell Cadplan the point from which it is to start taking measurements. When you click at a second location, the point-to-point measurement is displayed. The second point can be confirmed by clicking button 2 on the mouse, or it can be moved elsewhere.

The final submenu option ERASE, is used to erase parts of drawing in a reverse order; that is, the last line or shape

drawn will be erased one vertex at a time; then the next-to-last item will be erased, and so on. This is a useful tool that lets you painlessly recover from errors. The only problem is that if you remove lines that overlap other lines; your drawing starts looking as though it's been eaten by moths. You must ask Cadplan to re-map the screen after part of an image has been removed.

(Continued on page 91)

SIDEWAYS

*Handy utility
for printing
wide spreadsheets*

BY MICHAEL K. GUTTMAN

OUR software shelf is now filled with multi-function products, each claiming to be more "integrated" than the last. It's unusual—and refreshing—to find an unpretentious product that simply and inexpensively handles just one problem well.

One such product is Sideways, from Funk Software. Users who regularly deal with wide spreadsheets will delight in this practical utility. Ordinarily, printing spreadsheets means breaking those too wide for standard paper into pages that fit the printer. Afterwards, the printouts must be glued or taped together for the spreadsheet to be seen in its entirety.

Some printers permit a wide printout with compressed fonts on 15" paper. Printing still wider spreadsheets generally is a clumsy process and, with some compressed fonts, yields a result of unsatisfactory legibility.

Specifications

Product: Sideways

Mfr: Funk Software
PO Box 1290
Cambridge, MA 02238
617-497-6339

Price: \$60

Requirements: IBM PC/XT or compatible; parallel/serial interface; Epson MX-80/100, Epson FX-80/100, IBM Graphics Printer, Okidata Microline series, C. Itoh Prowriter, IDS Prism, 460 or 560 printer



Sideways solves this problem by simply printing out the spreadsheet vertically, that is, rotating the characters 90 degrees. Sideways works with a number of popular spreadsheets: Lotus 1-2-3, VisiCalc, Multiplan, and SuperCalc-2. It also works with a number of popular dot matrix printers, including the IBM Parallel Printer and most models from Epson, IDS, Okidata, and C. Itoh.

Using Sideways is straightforward. You begin by "printing" out the spreadsheet to disk in an ASCII-style text file, which is what you would usually do to turn a spreadsheet into a word processing document (Sideways will work on any wide document, not just spreadsheets). Then you leave the spreadsheet program and invoke Sideways from DOS.

Once running, the program displays its one-page options menu. Using the arrow keys, you move from option to option and set various parameters, including vertical and horizontal page size, double or single strike, character font size, left and top margin size, and character and line spacing. With these options set, you move to the file name option, type the name of the desired file,

and Sideways begins to print. If necessary, you can stop printing any time by typing a P. When printing is complete, Sideways returns to the options menu. Using the most condensed settings, I was able to get 136 rows onto a 14" page. If the spreadsheet has more rows than the settings allow, Sideways prints out the spreadsheet in sections in order to minimize the number of sheets that have to be glued together.

The documentation that comes with Sideways is clearly written. Besides providing instructions for normal operations, the manual carefully describes certain unusual problems you might encounter when printing out exceedingly large spreadsheets and ways to circumvent them.

Sideways is well thought out. Printing takes a little longer, but the tremendous flexibility of the product is well worth the delay. It's amazing that someone hadn't thought of this before, but apparently Sideways is in a class by itself. The overall result is a very pleasing product that works as advertised. Sideways is perfect for spreadsheet users eager to put away their glue pots and get on with their work. ♦

PHOTOS BY STEVE BORNS



THANKS TO COMPU SERVE'S CB SIMULATOR, "DIGITAL FOX" ACCESSED "DATA HARI" AND PROCEEDED TO AN "ALTARED" STATE.

The CB Simulator, where CompuServe Subscribers can Access Friends and Influence People on 72 Different Channels.

Just pick your handle and get on line. From math to matrimony, there's always someone out there who speaks your language. Friends from all over the U.S. and Canada are at it 24 hours a day. Talking tech or just having fun. And if you've got a secret, just use the CB Scrambler.

That'll fool the "lurkers," those CB "see it alls" who get their kicks by watching. Or you can always use the private talk mode for guaranteed one-to-one conversation.

The CB Simulator is just one of CompuServe's many electronic communications options that include a National Bulletin Board, Professional Forums and Electronic Mail. Plus, there's a world of on-line information and entertainment all for the price of a local phone call plus connect time.

You can access CompuServe with almost any computer and modem, terminal or communicating word processor.

To buy a Starter Kit, see your nearest computer dealer. To receive our informative brochure or to order direct, call or write:

Circle No. 33 on Free Information Card

CompuServe

Consumer Information Service, P.O. Box 20212
5000 Arlington Centre Blvd., Columbus, OH 43220

800-848-8199

In Ohio call 614-457-0802

An H&R Block Company

LOOKING INTO MONITORS

*With more monitors than ever before available,
here is what you need to know to choose
the right one for you*

BY MARTIN PORTER

IT can be argued that microcomputers gain much of their appeal from our modern love affair with the TV screen. The right "one-eyed monster," with just the right bells and whistles, can draw users back to their machines time and time again.

As the number of personal computers has grown, so has the variety of video displays available for them. Some monitors are brighter than others, some present more detail. Meanwhile television manufacturers, discovering a nice profit center, are redefining their broadcast product lines to satisfy the needs of consumers who spend as much time at word processing or creating spreadsheets as they do watching prime time TV.

The heart of a computer monitor, or a TV set, is a cathode ray tube (CRT). It is a large vacuum tube whose face, or screen, is coated with phosphors that glow when a beam of electrons is directed at them. An image is created by varying the intensity of the electron beam as it scans repeatedly across the screen from top to bottom. (See the accompanying article on "Video Signals and Monitor Design.")

The quality of the image you see is determined by three primary factors: the speed at which the video information is delivered to the monitor, the scanning speed of the electron beam, and, in the case of color monitors, the number of phosphor dots, bars, or lines there are.

The Heights of Resolution

Manufacturers express the resolution of their monitors in terms of picture elements, or pixels, or lines. Horizontal res-

olution is measured from the left to the right of the screen. If it is given in lines, the number quoted represents how many lines can be made out as individuals before they blur together. Get up very early some morning and watch a TV test pattern. You'll get the idea. If pixels are quoted, it's the number of dots that can be displayed without their running into one another. A good black and white TV receiver has a horizontal resolution of about 500 lines or pixels. Vertical resolution may also be stated in terms of lines or pixels. Again, the same criteria hold.

Resolution is usually given as $x \times y$; where the first figure refers to the horizontal resolution and the second to the vertical.

When reading manufacturers' specs, bear in mind two things.

First, resolution is best at the center of the screen and falls off as you approach the edges. Naturally, the figures quoted by manufacturers refer to measurements made at the center. Second, do not confuse the resolution figures quoted for computers with those for monitors. A monitor with 1000 lines of horizontal resolution will not display 1000 pixels if the computer can produce only 600 pixels or lines.

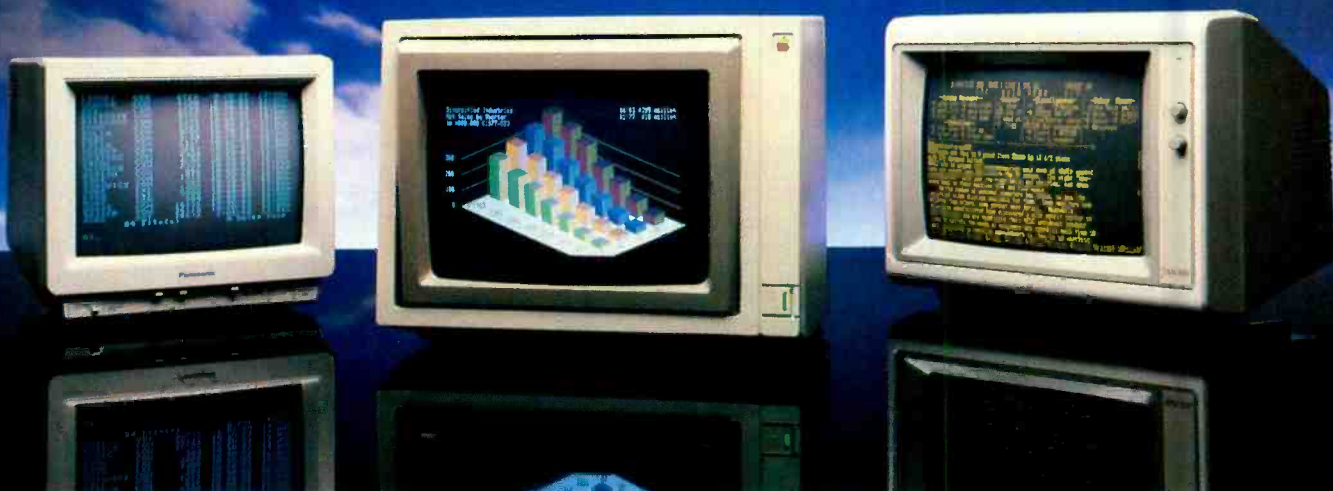
Since the number of pixels that can be displayed is a function of screen size, this specification on its own can be deceptive. Perhaps a better way to compare the resolution of color monitors whose screen sizes vary from 10" to 25" is through dot pitch (see the accompanying figure). It

Martin Porter writes about computer related electronics for a number of periodicals and newspapers.



PHOTO BY BARRY BLACKMAN





A variety of monitors, left to right: Panasonic's DT-S101 composite, Apple's 100 RGB, Taxan's KX-1203 amber

indicates how densely the color phosphor elements are packed together on the face of the CRT. As a rule of thumb, a dot pitch less than 0.40 mm indicates a high-resolution screen, and a dot pitch greater than 0.60 mm a low-resolution one. Screens with the highest resolution, such as the NEC Home Electronics' 12" model JC1203DH, which sells for about \$700, have a dot pitch of 0.31 mm. Monitor designers maintain that the next generation of RGB displays will have improved dot pitches, on the average, 0.25 mm.

Seeing Red, Green, Blue, etc.

Monitors, of course, can be monochrome or color. A monochrome monitor uses only a single phosphor type, white, green or amber, that is spread in a continuous layer across the face of the CRT. Accordingly, it is relatively simple to achieve high resolution with it. A color monitor, on the other hand, uses triads of color phosphors, arranged as groups of bars, stripes or dots on the face of the screen. The triad components—red, green and blue—glowing at various intensities, will produce almost any color imaginable. The resolution of the color CRT is determined by the size of these phosphor elements, and the number of color triads on the face of the tube.

Color monitors fall into two categories, depending on the type of video signal they can accept.

One, based on conventional color-TV technology, uses composite video, where all the color, brightness and sync information is combined into one signal that

is decoded by the monitor.

The other is RGB (for Red-Green-Blue). This technique sends the red, green and blue color signals (one for each electron gun) to the monitor separately, along with a separate sync signal. More precise control of color is possible than the composite video technique allows. RGB monitors, producing purer colors with better differentiation and sharper borders, have become essential

Many new color TVs double as video centers and computer peripherals

for anyone interested in quality on-screen color graphics. Many new consumer color TVs feature an RGB input, so the sets can do double duty as video entertainment centers and computer peripherals.

Which Monitor Should You Choose?


Monochrome screens are standard for applications that primarily involve plain text and numbers (i.e., word processing, spreadsheets, database management). Color may add some value, but nothing you can't live without. Typically, monochrome monitors have very high resolution—providing crisp readable charac-

ters—at a much lower cost than color monitors offering comparable resolution.

For instance, the 12" Taxan Model 116 monitor is a monochrome standby that offers a high-resolution amber display of 1000 horizontal pixels for about \$180. Most monochrome screens can resolve at least 800 pixels horizontally. In comparison, Princeton Graphics Systems' HX-12 color monitor has a claimed resolution of only 690 pixels horizontally, and its price, at \$700, is well beyond the monochrome range. While monochrome monitors vary in price from \$100 to \$400, RGB color monitors start at about \$500 and go to well over \$1000. Composite color monitors are available at lower prices, generally between \$300 and \$400, but they may offer only a third of the resolution of a comparably priced monochrome unit. Thus, composite color monitors are generally used when the display will not exceed 40 characters per line instead of the 80 or more that can be displayed on a monochrome or RGB screen.

Still, composite monitors are adequate for many home uses. They provide suitable color and definition for computer games, educational programs, and simple color graphics like bar charts. Programming in BASIC, for that matter, requires only a 40-character display. If a program statement is longer than that, it will wrap around to the next line.

A typical composite color monitor—USI Computer Products' Model 1400C, for example—claims a resolution of 260 by 300 pixels. The Amdek 13" Color 300



composite, Amdek's 300 composite, Quadram's Quadchrome II RGB, and Zenith's ZVW-131 composite/RGB.

composite monitor (\$349) has a quoted resolution of 260 by 300 pixels. The Panasonic DT-s101 (\$330) provides resolution almost as good on a 10" display. A switch allows you to change modes between color graphics and black-and-white text.

RGB Monitors

High-resolution color graphics demand an RGB monitor. The degree of resolution and the number of colors that can be produced, which vary widely among models, are important considerations for displaying three-dimensional graphics with more precise gradations of color than flat charts.

A few low-cost RGB monitors, such as Zenith's ZVM-131 (which also has a composite mode) at \$380, provide a resolution of only 390 by 250. (Generally, a product with more than 500 pixels horizontally and 320 or more vertically is considered high-resolution.) Most RGB monitors, however, provide a horizontal resolution of about 600 pixels, though even this can be improved upon. Conrac Corporation, for instance, markets a line of ultra-high-resolution monitors with 13" and 19" screens with resolutions of 1080 by 809 pixels. You pay for this precision, however (the 19" model costs close to \$4000), and you had better be sure your computer and software are worthy of the monitors' capabilities.

RGB monitors commonly are capable of displaying 16 colors (including black and white). The Quadram Corporation's Quadchrome monitor meets this tacit industry standard, but the Teknika Elec-

tronics TDC-1202 offers 27. Though many manufacturers don't bother to specify the maximum number of hues the products can reproduce, there are monitors that can display 64 colors with the proper hardware interface and driver software. Some systems, controlling each pixel that appears on the screen with an 8-bit code, can produce as many as 16 million color gradations.

Besides being matched to its intended

Compatibility and interface requirements are the monitor shopper's top priorities

applications, a monitor should also be matched to the capabilities of the computer with which it will be used. For example, the IBM Color Graphics Adapter Card can generate 16 colors (although only four simultaneously) at a resolution of 320 by 200 pixels. The purchase of a monitor like the Amtron 130B, which has an 850 by 640 resolution and costs about \$1500 to use with this board would be a serious case of "overkill" as well as a waste of money.

Attention to compatibility and interface requirements is the monitor shopper's most important priority, since the adapter card needed to connect a moni-

tor to a computer may be a steep expense itself. A new RGB monitor marketed by Apple, the AppleColor Monitor 100 (\$599), connects directly to the color video port on the Apple III and Apple III+, but a special AppleColor Card costing about \$300 must be installed in an expansion slot of an Apple IIe to make it work with that computer. Amdek sells a \$180 interface board to allow its RGB Color II Plus monitor to be used with the IIe.


A high-resolution monitor, such as the new SR-12 from Princeton Graphic Systems, requires that company's \$250 Scan Doubler card to be used with an IBM PC or PC-compatible computer. (See the review in this issue.) That's in addition to the \$800 cost of the monitor. The Scan Doubler generates two horizontal scan lines for every one generated by the PC's color card, producing a better-defined screen image of 480 lines. The Roland CC141 color monitor, meanwhile, sells for about the same price as the SR-12 and connects to the PC with a cable costing only \$30 but doesn't match the SR-12's vertical resolution. The CC141 requires a \$120 interface card from Roland to work with the Apple II and IIe.

Scan Rate and Bandwidth

The rate at which the electron beam scans the face of the CRT is another important factor in determining the quality of the display. We can talk about both vertical and horizontal scan rates. If the vertical scan rate, which is given in fields or frames per second (just like a motion

PHOTOS BY DAVID ARKY

Monitors



This unit, from General Electric, serves as both color TV receiver and computer monitor.

picture's) is too slow, the image will appear to flicker. The standard scan rate is 30 frames per second, with each frame being made up of two interlaced fields. You could say that the vertical frequency of the monitor is 60 fields per second, or 60 Hz (cycles per second). This is the rate used in the NTSC broadcast system.

A horizontal scan rate of 15.75 kHz—that is, 15,750 horizontal scan lines per second—is common in color monitors. Again, it is the NTSC standard. An ultra-high-resolution monitor, though, such as Princeton Graphic's SR-12, has a horizontal scan rate of 31.4 kHz. And while most monitors use an interlaced scanning system (where one field contains the odd-numbered lines and the other the even-numbered ones), the electron beam in the SR-12 crosses the screen fast enough to draw each of its 480 lines on every vertical sweep, providing noninterlaced scanning for better resolution.

Considerable improvements are being made in scan rates. Expect RGB monitors in the next few years to have, on the average, a horizontal scan rate of 25 kHz. Naturally, the finer the dot pitch and the larger the screen size, the faster the beam must scan to maintain a flicker-free image.

Fast scan rates require the rapid-fire delivery of information. Thus, resolution depends ultimately on the bandwidth of the monitor—a factor that determines how quickly it can accept data from the computer. While composite video monitors usually have a maximum bandwidth of 6 or 7 MHz (with some combination composite/RGB monitors, such as Sanyo's AVM 196 and AVM 255, working in the same range), RGB monitors typically feature bandwidths of 15 to 20

MHz. Ultra-high-resolution monitors that are now entering the market, for example, Hitachi's 19" HM3619A and HM4619 (\$7200 and \$7500, respectively), have bandwidths greater than 40 MHz.

Other Technical Considerations

There are a number of other technical considerations to take into account when looking for a monitor. We'll discuss most of them just briefly here. (You can find more detail in the accompanying article in this issue, "Video Signals and Monitor Design.")

One factor is convergence: how accurately the electron beams in the CRT hit the phosphor elements they're aimed at. Convergence becomes more of a problem as you move away from the center of the screen. At its worst, misconvergence can create color fringes around images and seriously degrade resolution.

Vendors specify this parameter by measuring, in fractions of a millimeter, the farthest an electron beam might stray from its target, both at the center and at the corners of the screen. Typical measurements for mid-range-priced monitors like the composite and RGB displays from Algol Technology are 0.6-mm misconvergence at the center and 1.2 mm at the corners.

A professional monitor, such as Conrac's 7211C13, reduces the maximum convergence error at the center to 0.25 mm, and to 0.7 mm at the corners. Similar precision is available at a much lower cost in Panasonic's high-end 10" monitor, the DT-H103, which sells for about \$750.

Another point to take into consideration is phosphor persistence—how long the phosphor glows after it has been ex-

cited by the electron beam. The phosphor compounds used on different CRTs have different persistence characteristics, and while long persistence helps reduce flicker, it may also produce distracting smudged images when the material being displayed changes quickly, as in the case of scrolling text.

Zenith boasts flicker-free performance from the long-persistence phosphors used in its 13" ZVM-133 and ZVM-136 RGB monitors running at a vertical scan rate of 40 Hz. Sharp, meanwhile, is just as proud of the short-persistence phosphors used in its smear-free RGB model 12M.22U monitor, which uses the normal 60-Hz refresh rate.

Readability

Other features may be important to a user's comfort or taste. Monochrome displays, for instance, are commonly available in green or amber (black and white is by now rather passe). Green phosphor monitors came first, to ease the effect of staring for hours at a bright black-and-white screen. Amber is a more recent enhancement, and it seems to be winning more and more adherents who find its muted shade to be easier on the eyes than green. Amber phosphors also have a shorter persistence and eliminate the green smear some monochrome monitors produce when text is scrolled.

Green phosphor screens are also known to produce a "pink effect" for some users—after long sessions they see a pink glow on white surfaces. Amber apparently does not have an equivalent side effect.

Some manufacturers charge more for an amber screen. USI Computer Products, for example, sells its high-resolution 9" and 12" monochrome monitors (with horizontal resolutions of 1000 and 800 lines, respectively) for about \$25 more for the amber version than for the green. A new product from Sanyo, its Model DMC 6600, is a medium-resolution monitor with both composite and RGB inputs, that lets you switch to a monochrome mode and choose between green and amber.

Other factors affecting readability are screen brightness and contrast. A growing number of manufacturers market monitors with "black matrix" screens, where the screen surface surrounding the phosphor material is colored black to set off the glowing color sharply. Sanyo's AVM 258, a 25" TV, provides a rather high 400-line composite video resolution with this high-contrast feature.

The color of the glass faceplate over the screen also affects contrast, and a

(Continued on page 50)

PHOTO BY DAVID ARKY

YOUR LINK TO THE FUTURE OF MICROCOMPUTING

New hardware that will change the way you do business

Novel applications of existing technology

Who are the leaders and what are they doing?

Technologically advanced—User literate



COMPUTERS & ELECTRONICS

your state-of-the-art link to technology and innovations of microcomputing. No other magazine ties you into the developments and the developers of the future of microcomputing quite like COMPUTERS & ELECTRONICS.

our subscription to COMPUTERS & ELECTRONICS brings you the latest developments in hardware, software and peripherals—and the impact these products will have on you, today, and in the future! You'll have an open forum with the developers of new worlds of technology and processing! You'll be an active part of today, while blazing new paths towards tomorrow!

Open your link to the future of microcomputing the way you want it—the way you need it!

**SUBSCRIBE TO
COMPUTERS & ELECTRONICS
AND SAVE UP TO 32%!**



**Computers
& ELECTRONICS**

P.O. Box 2774
Boulder, Colorado 80322

YES! I want a direct link to the future of microcomputing.

Please send me COMPUTERS & ELECTRONICS for:

☐ 8 issues for \$8.97. ☐ 1 year for \$12.97. ☐ 2 years for \$22.97.
I SAVE 21%! I SAVE 24%! I SAVE 32%!

Savings based on full one-year (12 issue) subscription price of \$16.97.

Mr./Mrs./Ms. _____ please print full name

Company _____

Address _____

City _____ State _____ Zip _____

Check one: ☐ Payment enclosed ☐ Bill me later
Charge my: ☐ American Express ☐ Visa ☐ MasterCard

Card No. _____ Exp. Date _____

Add 40¢ an issue in Canada. Add 70¢ an issue in all other foreign countries.
Please allow 30 to 60 days for delivery of first issue.

CE4Z064

Monitors

(Continued from page 48)

dark faceplate may enhance the quality of the display. A Mitsubishi monitor, the AM-1301, for instance, uses a tinted faceplate that absorbs rather than reflects ambient light.

Another common feature used to make viewing easier is an etched glass faceplate that reduces glare.

Finally, there's the ergonomic factor—the human-monitor interface. While it is always possible to shift the monitor to the right or left and to prop up the front with a phone book to set the screen at just the right angle for viewing, these *ad hoc* adjustments are not the most elegant way of solving the problem.

Amdek sells an accessory base for about \$40 for its 13" color monitors that allows the user to swivel the display from side to side and to tilt it up and down. Sakata sells a similar stand for its

color monitors. And the Curtis Manufacturing Company sells a tilt/swivel base for the IBM PC color and monochrome displays for about \$80, a \$10 adapter for that base to accommodate Princeton Graphic Systems and Quadram units, and another model for about \$50 for all other non-IBM monitors.

TV or Not TV?

Since computer monitors and television sets are based on the same raster-scan technology, what's the point in investing in two separate units? Unfortunately, the average composite-video TV set can't cut the mustard as a computer peripheral.

Moreover, while some microcomputers can produce a r-f-modulated signal that can be applied to a TV receiver

through its antenna connector, the result is usually a display full of video noise generated by the rapid switching of the computer's logic circuits.

To avoid such noise, more TV models on the market today are offering a direct video input (useful also for other devices such as VCRs and videodisc players). Still other receivers are sporting RGB inputs, so they can provide high-resolution graphics when connected to the output of a computer's color board.

Mitsubishi's AM-1301 is such a hybrid unit. With an 8-pin RGB jack as well as a direct composite video input, the 13" AM-1301 provides a resolution of a healthy 560 horizontal pixels in RGB mode.

A 13" Sears model 4084 TV receiver is a good buy at \$340, with selectable composite and RGB inputs, providing a me-

TOUCH SCREENS

A COMPUTER monitor can be more than just a video display. If it also has a touch-sensitive screen, it can become, like a mouse or a trackball, an alternative input device.

Hewlett-Packard introduced touch screen technology to consumers with its HP-150 computer in the fall of 1983. And, while it hasn't been followed by a rush of copycats, several monitors do incorporate touch screens.

Sony's new 19" PVM-1911 RGB color monitor, which sells for about \$1500, is one of the few such consumer units. This monitor, which can be connected to Sony's own SMC-70 and SMC-70G microcomputers, features an interface for use with the IBM PC. Interactive Images also sells a touch screen monitor with an adapter card and a software package called Easel (about \$1650 in all) for use with the PC as well as with micros from AT&T, Motorola and others. However, the company's biggest clients are still the OEM market.

The reason for the industry's restraint in this area is continued doubt about consumer acceptance of the finger-pointing technique. According to George Weiss, director of computer systems studies for Quantum Science, a New York market research firm, the touch tablet and mouse have proved to be more popular devices for interacting with computers.

However, says Weiss, touch screens are useful and have become increasingly common for commercial applications in hotel lobbies, train stations and airports.

Bankers and retailers find the technology well suited for remote transactions from a customer's home, and for industrial applications, where dirt would foul a keyboard, it's ideal.

This commercial market is big enough



Hewlett-Packard 150 touch screen.

to support a large number of OEMs, including Carroll Technology of Round Rock, TX; Elographics of Oak Ridge, TN; and Santa Barbara Development Laboratories in California.

A Touchy Subject

Touch screens are not perfect, however, and have their share of ergonomic drawbacks. In applications like word processing repeated arm movement between the keyboard and the screen can be straining. There have also been problems with fingertip accuracy, that is, hitting what you aim for.

The HP-150, for instance, uses an infrared technique that relies on a grid of light beams crossing in front of the screen. Sensors detect the coordinates at

which the beams are broken by a fingertip. While the process may seem foolproof, parallax effects frequently interfere. Depending on the user's line of sight, the item pointed at on the screen and the beam coordinates may not coincide. Furthermore, the fact that the infrared beams are broken before the finger reaches the screen may also lead to errors.

The resistive membrane technology used in the Easel system—here the finger presses together electrodes implanted in a pair of Mylar sheets right in front of the screen—avoids these problems to some extent. It also offers very high resolution, with as many as 700,000 distinct points.

Of course, a fingertip is not a fine enough pointing device to pick out such minute spots, but engineers feel this technology may be useful in the future for creating rough drawings on a monitor that can be converted by software into precise line drawings.

Touch screen proponents also maintain that its potential applications go beyond using modified versions of popular software on computers such as the HP-150. Most agree, however, that software developers will have to find the right applications that make the pointing finger the appropriate interface to the computer.

Some proponents are unequivocally optimistic. Leonard Hafetz, president of Interactive Images, insists that "... in the next year or so everybody is going to see the 'light' about touch." ♦

dium-resolution RGB image on a 0.50-mm dot-pitch screen. Sony's line of Profeel video monitors also has RGB inputs for use with microcomputers. (Telemax markets a \$139 interface for connecting monitors to the IBM PC, but Sony has begun to market its own PC interface for the bargain price of \$80.)

The GE model 13BC5509X color computer monitor/television offers an unusual feature—a width control to keep information from spilling off the edge of the screen.

And, just as TV manufacturers are moving into the monitor field, so are the producers of monitors invading TV territory. The Zenith ZVM-131 composite color monitor can be connected to a modular tuner to display high-quality broadcast television. Taxan also markets a TV tuner, reviewed in this issue, to

connect to its own combination composite/RGB Model 210 monitor (or to any other monitor that has an audio output). The Model 210, with a respectable composite resolution of 380 by 262 pixels, can, with the tuner, beat many conventional television sets for picture quality.

Making the Decision

With so many variables to consider and products to choose from, what is a monitor shopper to do? The real test of any computer monitor is your own opinion of its performance. Here are some tips to help you make your evaluation:

Visit a retail outlet and watch it in action. Make sure the monitor you examine is connected just as you would be using it—with the same computer and adapter card as yours.

Fill up the screen with characters to

see whether they get fuzzy or develop off-color fringes at the corners and edges of the display. Make sure the entire image is displayed (some units may have too much overscan, which can cause the edges of the picture to disappear off the edges of the screen). Make sure that straight lines are really straight. Watch for flicker or smear. In the case of a color monitor, examine the colors to see how rich, solid, graduated and sharp they are.

Above all, try to get a feel for the size of the screen, its brightness and contrast, and find one you feel comfortable with.

Selecting a monitor, as a New York computer dealer remarked recently, "... is one of the most subjective areas of computer buying. In the end, your selection of a monitor depends on which one winks at you." ♦

THE BIG PICTURE

THE "micro" in "microcomputer" doesn't have to mean "micro-monitor." Those who want "the big picture" can connect their computers to color TV sets or large-screen monitors equipped with RGB inputs. If they are not satisfied with even 25" CRTs, they can turn to projection TV.

About ten years ago projection TV became a barroom attraction, drawing crowds of sports fans to watch the action on large screens. Since then it has found its way into homes, providing theater-like reproduction of television broadcasts and prerecorded materials.

Several projection TV manufacturers now market their systems with RGB connections, making the large screen suitable for color computer displays.

Henry Kloss, a pioneer developer of projection television and the founder of Kloss Video Corporation, says his company's sales efforts for large-screen computer display projection are aimed at business users. But he doesn't deny that others will also want to put their computer displays on 6' screens.

Kloss Video markets a home-oriented projection TV with RGB inputs, the Novabeam Model One-A, for about \$3700. The unit, available with or without a TV tuner, can project either a 6½' or 10' (diagonal) picture. Using the curved high-gain screen that comes with the 6½' version, the Model One-A produces a picture bright enough to be watched under normal room lighting.

Kloss also sells a projection unit especially intended for computer color

graphics, the Videobeam 2000, which costs about \$6000. Like the Model One-A, the Videobeam 2000 can be ordered in either the 6½' or 10' format. It features a high-resolution picture (1000 horizontal lines) and in the text mode



RCA's ColorTrak monitor/receiver.

can display either 80 or 160 characters per line.

There are other projection units better suited to household proportions... and budgets. RCA markets a medium-resolution rear-projection television with a 40" diagonal screen as part of its Colortrak 2000 series. Its Model PKC400 has RGB inputs and sells for about \$2900. Sony's VideoScope projection system model KP-7225 costs about \$3000 and projects computer images on a 6'-diagonal screen that stands above a coffee table style projection box.

At the high end of the scale are units such as Electrohome USA's ECP-1000. Users can modify it to project a picture

ranging in size from 4.8' to 6' diagonally, and a further, more extensive, modification can bring forth a 10' image. The ECP-1000 costs nearly \$15,000. Electrohome also sells a monochrome green data/graphics projection unit—the EDP-57—that is capable of 1000-line resolution, for about \$5000.

Even Larger Screens

If a 10' picture is still too small for you, try your graphics on the Barcovision II, marketed by Elector USA. It comes in three different models, producing pictures measuring 10', 17.5' and 31' on the diagonal. These sell for just under \$10,000 and their top-notch resolution uses the same high (32 kHz) horizontal scan rate as the Electrohome ECP 1000. Another Elector projection unit, the Barcodata II, costs around \$16,000.

Despite recent improvements in projection TV resolution and brightness, Henry Kloss sees little room left for fundamental advances in this technology: "The phosphors, the optics and the screens have been made as efficient as possible." Further developments, he says—"playing with the signal" to eliminate video noise and increase effective bandwidth—will be refinements of general television technology.

The really ambitious big-screen television project is not a projection technique at all, he adds, but a large, flat, wall screen that generates its own light. That screen may be available in another decade but, he points out, developers were saying the same thing 20 years ago. ♦



VIDEO SIGNALS AND MONITOR DESIGN

Everything you ever wanted to know about monitors but were afraid to ask

BY LES SOLOMON

THE most common interface between a person and a computer is a video monitor. The image the user sees on the monitor screen is the result of a "video signal" transmitted to the monitor from the computer. This article will provide some explanation of what this signal is.

The Raster

The image on the screen of conventional video displays is created by variations in the instantaneous brightness of a series of "pixels" (for "picture elements") along the horizontal scan lines crossing the face of the CRT (cathode ray tube) from top to bottom. This series of lines is called the "raster."

In theory, the first horizontal line starts at the upper left-hand corner of the screen and crosses in a smooth, relatively slow, trace, leaving a bright line behind it due to the afterglow of the phosphor that has been excited by the electron beam. When the trace arrives at the right side of the raster, it is very rapidly retraced to the left side, where the sweep starts again. Typically, one horizontal sweep takes about 63 microseconds, with the retrace interval being a fraction of that time.

Simultaneously with the horizontal sweep, a relatively slow (1/60 second) vertical sweep causes each horizontal line to start lower and lower with each successive sweep. This combination of horizontal and vertical sweeps causes the raster line to slant down slightly to

the right, as can be seen in Fig. 1. Special circuits within the sweep system blank out the retrace lines so they are not visible on the screen.

The combination of the afterglow of the phosphor on the face of the CRT and of the eye's persistence of vision results in a visible raster—the canvas on which the video signal will paint its images.

Flicker

After the horizontal sweep reaches the bottom of the CRT screen, the signal returns rapidly to the upper left-hand corner of the screen, completing one "field" in 1/60 second. Two fields make up a "frame," which takes 1/30 second to be displayed. Why fields and frames? The reason is "flicker."

Neither TV pictures nor movies actually move—they are simply series of still images, each slightly different from the next. When viewed one after the other, they give the illusion of motion.

Although the human eye becomes unaware of any discontinuity of motion when images are viewed at the rate of 15 Hz (cycles per second) or faster, it can detect flicker at much higher frequencies. In video equipment, flicker varies with picture brightness, viewing angle, and certain physiological factors. To eliminate flicker, the vertical scanning frequency must be greater than the rate at which flicker is discernible.

Les Solomon is Technical Director of COMPUTERS & ELECTRONICS.

A series of visual tests determined that for a smooth TV image, the vertical scanning frequency must be at least 50 Hz to avoid all sensation of flicker in a bright picture. The motion picture industry, using a projection rate of 24 frames per second, solves its flicker problem by using a special shutter in the projector that shows each frame twice and yields an effective frame rate of 48 per second. While satisfactory for movies, this rate is still a trifle too slow for brighter video displays.

Since U.S. utilities use a power line frequency of 60 Hz, 30 was chosen as the field frequency. Using two fields per frame produces a smooth flicker-free raster on the CRT screen at a 60-Hz rate.

Interlace and Pairing

The National Television Systems Committee (NTSC) specifies 525 lines per frame, each frame being made up of two 262½-line fields. The interlacing of the two fields produces an image that is "smoother" and has less flicker. Odd-numbered lines are in one field, and even-numbered ones are in the next.

To arrive at the half-line, the bottom-most horizontal sweep line actually ends halfway across the face of the CRT, while the topmost line of the following field starts at the halfway point of its first sweep line.

A problem that sometimes occurs in video systems is that the sweep synchronization circuitry fails to "recognize" the half-line start of each field and places

PHOTO BY DAVID ARKY

Video Signals

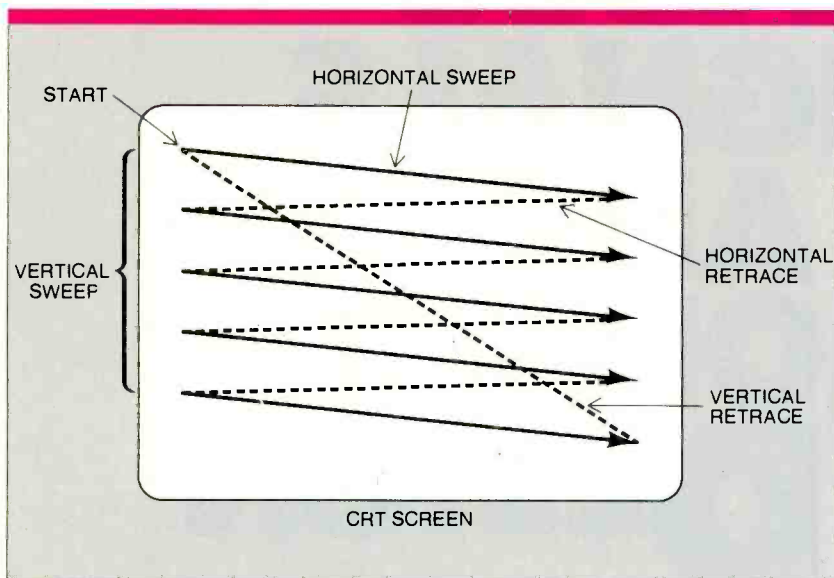


Fig. 1. Raster is scanned left to right, top to bottom.

the fields one on top of the other rather than side by side. Such "pairing" produces a much coarser display.

You can test your own video system for pairing by carefully watching the displayed raster, then slightly adjusting the vertical sweep speed (vertical hold) control. If the two fields are not interlacing properly, as the control is adjusted, you will see one field emerge from behind the other.

Note also that in many cases, if you do attain interlace, you may not have a stable display, depending on the quality of the receiver or monitor. In a video system that produces "pairs," the best vertical resolution you can obtain is $262\frac{1}{2}$ lines—and that includes the 21 "invisible" lines that are part of the vertical re-

trace interval, that period of time when the electron beam is blanked as it goes from the bottom of the screen to the top to start a new field. You thought you had 512 lines. Now you may be down to just 241 (and a half)!

Vertical Resolution

Vertical resolution, the ability of a display to resolve *horizontal* lines, depends on the number of scanning lines used, which is also referred to as the "scan ratio."

In photography, when four black lines are separated by white lines of the same thickness, resolution is given as four lines. In video, all the lines are counted. The four lines of photographic resolution become seven lines of video

resolution.

Vertical resolution is also a function of what is known as the *Kell factor*—the relationship between the diameter of the electron beam where it hits the phosphor and the width of the raster line produced. With the Kell factor usually given as 0.7 you determine vertical resolution by multiplying the number of active scan lines by 0.7. For example, if there are 260 scan lines, the vertical resolution will be 260×0.7 , or 182 lines. In conventional 525-line video, the maximum resolution of the image will be 343 lines. (Bear this in mind when you're examining the accompanying Buyer's Guide.)

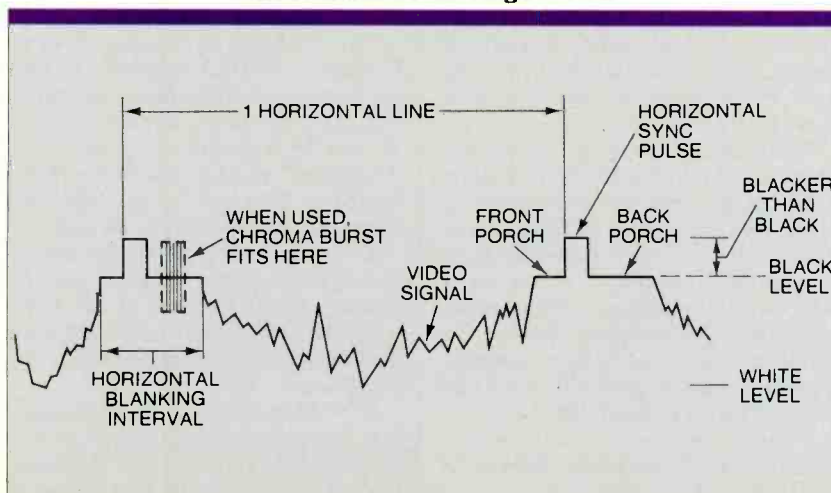
Horizontal Resolution

Horizontal resolution is the ability of a video display system to resolve *vertical* lines (although it is sometimes specified in terms of dots, or pixels). It is determined primarily by the bandwidth of the system, including the CRT. The expression "lines (or pixels) of resolution," refers to the number of black and white lines (or picture elements) of equal width that can be distinctly displayed horizontally across the CRT's screen.

The horizontal resolution of a system can be calculated by multiplying the bandwidth of the system by the active horizontal line scan time, and then multiplying that result by 2. For example, if we assume a bandwidth of 4 MHz and a 40-microsecond active scan time per horizontal line, the horizontal resolution will be $(4,000,000 \times 0.00004) \times 2$, or 320 lines.

As a rule of thumb, you can assume about 80 lines of resolution (not 80 characters!) for each MHz of bandwidth. Typically, the bandwidth of a TV receiver is about 4.2 MHz. That of a good color monitor can exceed 30 MHz.

Fig. 3. NTSC video signal. Vertical blanking interval is within horizontal blanking interval.



Bandwidth and Characters

Most computer video outputs wait for a few microseconds at the beginning and end of each scan line so that the display will fall well within the boundaries of the CRT screen. A full scan line takes a little over 60 microseconds to produce; with blanking at the beginning and end we arrive at the 40-microsecond figure used in the horizontal resolution calculation just above.

Let's assume that we have a system that outputs 80 characters per line. This means that we are permitted 40 microseconds/80 characters, or 0.5 microseconds to display each character. If a dot matrix character generator 7 (wide) \times 9 (high) is used (1 dot equals 1 pixel), each scanned line would have to display 7 character dots plus at least 1 dot space

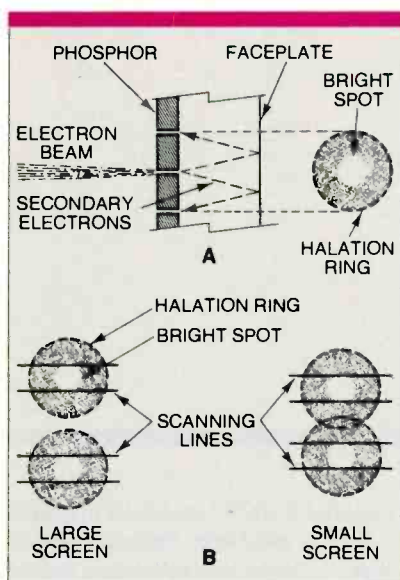


Fig. 2. Halation rings can decrease or limit resolution.

on each side—a minimum of 9 dots—during that 0.5 microsecond. That equals 18 dots in 1 microsecond, or 18 million dots per second. As a rule of thumb, the video bandwidth required for a crisp display can be estimated by dividing the number of dots displayed per second by 2.

According to this rule, a system must have a 9-MHz bandwidth to display an 80-character line. A 64-column display would require 7.5 MHz, while a 40-column one would need a bandwidth of 4.5 MHz—about what you would find in a very good TV receiver. If you attempted to increase the bandwidth of a conventional receiver to get a better image, you would be amplifying any electrical noise present in the system and degrading the image rather than improving it.

The greater the bandwidth of a monitor, the better the quality of the display. However, bandwidth comes at a price—money—so you will have to arrive at a happy medium between cost and display quality.

Display Crispness

In theory each pixel is a sharp point of light; in actuality, each tiny pixel is surrounded by a halo, called a Gaussian skirt, caused by secondary electron emission. As is shown in Fig. 2, when scan lines are close together, as they would be in a small-screen (say 9") monitor, the adjacent "halos" will overlap, producing a smoother, but possibly less well-defined, display. This phenomenon can place a limit on the smallest screen size you can use practically.

The loss of contrast that results from

the halo effect is expressed as the modulation transfer function (MTF), the ratio between the maximum small-area (pixel) and large-area (halo) contrasts. If there is no loss of contrast, the MTF is 1.0, 100%, or 0 dB. An MTF of 50% (−6 dB) is the limit for adequate performance.

The MTF can be improved by lowering the brightness and/or contrast of the image on the screen, which might dim the display. Fortunately, reflection-inhibiting CRT techniques (etching, for example) also lower the amount of contrast loss due to halation and can improve the quality of a display.

Neutral density or other optical filters used in front of the CRT screen can also enhance contrast and give a seeming improvement in readability. However, in many cases the use of such filters causes the user to turn up the display's brightness control. This enlarges the size of the on-screen pixels, which, in turn, produces a slightly defocused (blurry) image. In a sense, the result is an "optical reduction in bandwidth."

At a typical 18" viewing distance (eye-ball to CRT), most users can distinguish dots spaced about 0.005" apart. Since viewers usually feel most comfortable

with bright, sharply focused images having a brightness ratio of at least 30:1, CRT screen filters should be chosen with care.

The "m" Test

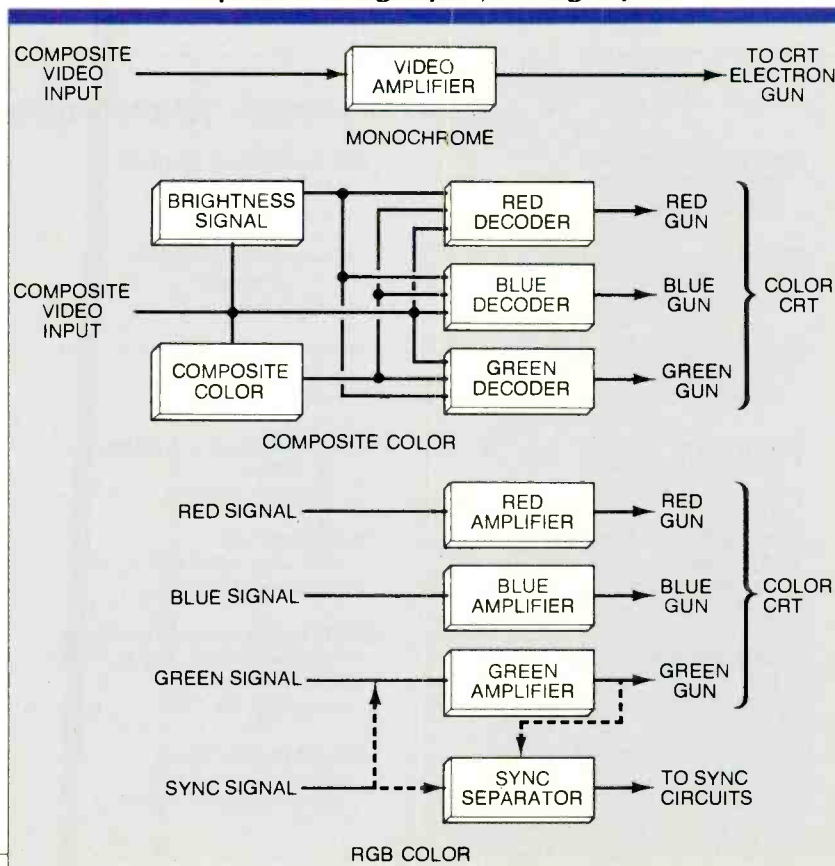
A quick check of the overall quality (bandwidth, focus, contrast, brightness, linearity) of a video display can be made by filling the screen with lower-case "m"s.

In the case of most character generators, a lower-case "m" consists of three short vertical lines joined across the top by a horizontal line (which in the following, we'll ignore). Each of the three short lines is separated from the others by a dot-space, sometimes called an "undot." This pixel arrangement is very close to ideal for testing the maximum resolving power of a system.

Adjust the CRT brightness, contrast and focus (if it's adjustable) for the best display. Then take a close look at the screen full of "m"s. At the center of the screen, each of the letters should be clearly defined. How well defined they are *away* from the center—at the edges and corners of the screen—can tell you a lot about the quality of the unit.

(Continued on page 78)

Fig. 4. From top to bottom: monochrome signal path, composite color signal path, RGB signal path.



BUYER'S GUIDE TO MONITORS

THE chart on the following pages is an overview of video monitors suitable for use with personal computers, listing the specifications we feel to be the most important. Because there are so many monitors available, we have divided the chart into three sections (monochrome, composite color, and RGB) and selected an appropriate model from each manufacturer.

Many more models than are shown are available; this is just a representative sampling.

Note that several of the color moni-

tors also double as TV receivers. If you don't intend to dedicate the monitor exclusively to computer use, this may be an important consideration for you (and may to some extent justify the purchase of a color monitor).

Furthermore, the composite color monitors can be used with other video sources such as videodisc players and VCRs. If you don't require the high precision afforded by RGB monitors, a composite one may prove to be the better choice because of its versatility.

Unless otherwise stated, all screen

sizes are 12" or 13" measured diagonally. Bear in mind that, depending on the monitor/computer combination, special cables may be required.

All figures were obtained from the manufacturers or from their literature. In certain cases, figures for vertical resolution could not be obtained. An "N/A" in a column indicates that the information was not available at press time.

For more information on specific brands or models of monitors, write to the manufacturers at the addresses shown below. ♦

MONITOR MANUFACTURERS' ADDRESSES

Algol Technology, Inc.
303-3 Convention Way
Redwood City, CA 94063

Amdek
2201 Lively Way
Elk Grove Village, IL 60007

Apple Computer Co.
20525 Mariani Ave.
Cupertino, CA 95014

Conrac Corp.
600 N. Rimsdale Ave.
Covina, CA 91722

Electrohome Electronics
809 Wellington St. N.
Kitchener, Ontario
Canada, N2G 4J6

General Electric Co.
1200 Kona Dr.
Compton, CA 90220

Hitachi Sales Corp. of America
401 W. Artesia Blvd.
Compton, CA 90220

IBM Entry Level Systems
PO Box 1328
Boca Raton, FL 33432

Leading Edge Products
225 Turnpike St.
Canton, MA 02021

Mitsubishi Electronics America
991 Knox St.
Torrance, CA 90502

Princeton Graphic Systems
170 Wall St.
Princeton, NJ 08540

Quadram Corp.
4355 International Blvd.
Norcross, GA 30093

RCA Display Monitor Products
RCA Video Components Display
New Holland Ave.
Lancaster, PA 17604

Roland Digital Group
7200 Dominion Circle
Los Angeles, CA 90040

Sakata USA
651 Bonnie Lane
Elk Grove Village, IL 60007

Sanyo Electric
1200 W. Artesia
Compton, CA 90220

Tandy/Radio Shack
One Tandy Center
Fort Worth, TX 76102

Taxan Corp.
18005 Cortney Ct.
City of Industry, CA 91748

Teknika Electronics Corp.
353 Route 46 West
Fairfield, NJ 07006

USI Industries
71 Park Lane
Brisbane, CA 94005

Zenith Data Corp.
1000 Milwaukee Ave.
Glenview, IL 60025

WIN AN APPLE IIc IN THE A+ SWEEPSTAKES

AND SAVE UP TO 33% ON A+ MAGAZINE

The A+ Sweepstakes is open to all our readers—no purchase is necessary—and you can win the new \$2,000* Apple IIc System!



It's Easy to Enter...

Just mail the attached card or coupon below after filling in your name and address—and be sure to indicate whether you're also subscribing to A+ at our special rates, saving up to 26%

Just imagine, if you're the lucky winner you can pick up your 7½ pound system and carry it home with you! You'll get over \$2,000* worth of equipment including the Apple IIc with a built in disk-drive, 128K RAM and 16K ROM, Applesoft BASIC and Mouse Text, PLUS the new flat panel LCD display and Mouse! But why dream? Send in your Entry Card today, and save up to 26% on A+!

Make All Of Your Computing Dreams Come True With A+!

A+, The Independent Guide For Apple Computing makes computing imaginative and educational. Every month you'll receive new business, education, game and personal applications that will help you expand the use of your Apple II, II+, IIe, III, Lisa, Macintosh or the new IIc in your home, office or school! In-depth reviews (and previews) of new hardware, software and peripherals makes A+ the only magazine you'll ever need to make your Apple grow!



Enjoy a year or more of A+ at our low prices—save up to 26% and enter the A+ Sweepstakes today! It's an opportunity you won't want to pass up.

*based on manufacturer's suggested list price.

OFFICIAL RULES—NO PURCHASE NECESSARY

1. On an official entry form or 3" X 5" piece of paper, handprint your name, address and zip-code. Enter as often as you wish, but mail each entry separately to: A+ SWEEPSTAKES, P.O. Box 2911, Boulder Colorado 80322. Entries must be received no later than January 31, 1985, and the drawing will be held by February 28, 1985. All entries become the property of A+ Magazine, which reserves the right to reprint the name and address of the winner.
2. The winner will be selected in a random drawing from among all entries received, under the supervision of the publishers of A+ Magazine, whose decision will be final. Only one prize will be awarded in this Sweepstakes. Winner will be notified by mail and may be required to execute an affidavit of eligibility and release. Odds of winning will depend on the number of entries received. Ziff-Davis will arrange for winners to pick up their prize at a local Apple dealer. Any manufacturer's warranties will apply, but Ziff-Davis makes no warranties to any prizes. Prize is not transferable. No substitution for prizes. Taxes are the responsibility of the winner.
3. Sweepstakes open to all residents of the U.S., its territories and possessions, except employees (and their families) of Ziff-Davis Publishing Company, its affiliates and its advertising and promotion agencies. Void wherever prohibited or restricted by law.
4. For the winner's name, send a stamped, self-addressed envelope to A+ SWEEPSTAKES, Circulation Department, Ziff-Davis Publishing Company, One Park Avenue, 4th Floor, New York, NY 10016.

OFFICIAL ENTRY FORM

A+ SWEEPSTAKES

P.O. Box 2928, Boulder, CO 80322



YES

Enter my name in the A+ SWEEPSTAKES and start my subscription to A+ Magazine for the term checked:

☐ 8 issues for \$13.97
SAVE 16%!

☐ One year for \$19.97
SAVE 20%!

☐ Two years for \$36.97
SAVE 26%!

Savings based on full one-year (12 issues) subscription price of \$24.97.



NO

I don't wish to subscribe now, but please tell me if I've won the Apple IIc.

Mr./Mrs./Ms. _____

please print full name

Company _____

Address _____

City _____

State _____

Zip _____

Check one: ☐ Payment enclosed ☐ Bill me later Charge my: ☐ AMEX ☐ Visa ☐ MasterCard

Card No. _____

Exp. Date _____

Please allow 30 to 60 days for delivery of first issue. Offer valid in U.S. and possessions only.

CE8Z060

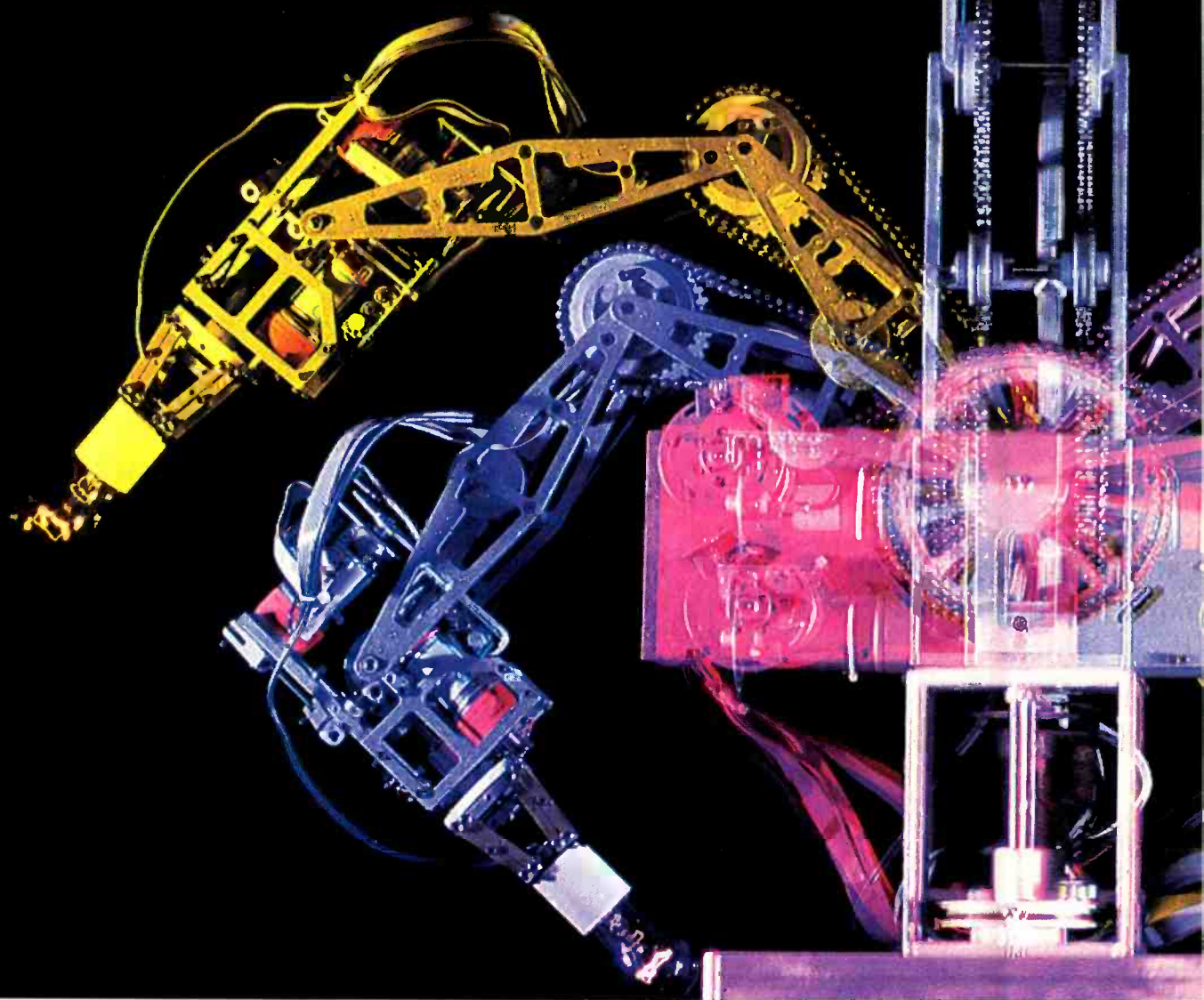
BUYER'S GUIDE TO MONITORS

Manufacturer	Model	Price (\$)	Weight (lbs)	Dimensions W x H x D (")	Speaker(S)/ Audio(A)
Monochrome					
Amdek	Video 300	179	17	15x11x13	—
Apple Computer	Monitor II	229	21	15x11x13	—
Conrac	ENA12C	750	17	12x12x12	—
Electrohome	EVM 1220	619	25	14x10x14	—
General Electric	12XR5204X	139	16	13x14x13	S
Hitachi	MM 1218	210	16	13x11x13	—
IBM	Monochrome Display	275	17	15x11x14	—
Leading Edge	Green Screen	169	14	14x12x12	—
NEC	JB-1201M	199	13	14x12x13	A
Panasonic	TR-120M1PA	220	18	11x14x14	S
Princeton Graphic	MAX-12	249	23	15x11x15	—
Quadram	Amberchrome	250	19	11x14x14	—
Roland	MB1216	200	15	12x11x14	—
Sakata USA	SG-1000	129	17	12x11x13	—
Sanyo Electric	DM 2212N	118	17	16x11x13	—
Sears	57-H-5048C	98	19	15x13x11	S
Sharp	12M-15BU	199	14	11x12x11	—
Tandy/Radio Shack	VM-1	249	15	12x11x12	—
Taxan	116	180	15	14x13x12	—
USI Industries	1200/A	225	23	7x9x10	—
Zenith	ZVM-123	149	14	12x13x12	—
Composite Color					
Algol Technology	CM-13N	249	31	14x14x15	S
Amdek	Color 300	349	32	14x12x16	S
General Electric	13BC5509X	399	29	18x14x16	S
Hitachi	CM 1481B	340	26	17x15x15	S
Leading Edge	Color	500	24	14x13x15	—
Mitsubishi	AM-1301	600	31	15x15x15	S
NEC	JC1215	399	19	14x13x14	—
Panasonic	DT-S101	330	16	10x11x13	S
RCA	EKR360R	500	47	16x18x17	S
Roland	CC121	599	N/A	14x13x16	—
Sakata USA	SC-100	329	31	14x14x17	S
Sanyo Electric	DMC 5500	359	26	15x14x17	S
Sears	4084	340	36	13x14x15	S
Sharp	13M-31V	399	31	13x15x16	S
Taxan	220	350	41	15x14x17	S
Teknika	MJ-22	N/A	26	14x15x15	—
USI Industries	1400/C	398	29	14x13x14	S
Zenith	ZVM-131	379	38	14x15x15	S
RGB Color					
Algol Technology	CM-70	499	31	14x14x15	—
Amdek	Color 600	599	32	14x12x16	—
Apple Computer	AppleColor Monitor 100	599	33	15x11x15	—
Conrac	7211C13	3730	55	18x11x18	—
Electrohome	ECM 1301	1485	52	18x13x17	—
IBM	jr Color Display	429	26	14x13x15	S
IBM	Color Display	680	26	15x12x16	—
Mitsubishi	C-3470	N/A	29	11x14x15	—
NEC	JC1203DH	699	26	15x12x16	—
Panasonic	DT-H103	753	20	13x11x13	—
Princeton Graphic	HX-12	695	35	15x11x16	—
Princeton Graphic	SR-12	799	29	15x11x15	—
Quadram	Quadchrome II	599	32	16x12x16	—
RCA	FKC2022/3	1100	106	22x26x19	S
Roland	CC141	795	32	14x13x16	—
Sakata USA	SC-300	899	31	14x14x17	—
Sanyo Electric	DMC 8500	998	29	15x14x17	—
Sharp	12M.22U	549	23	13x11x15	—
Tandy/Radio Shack	CM-1	799	25	14x13x15	—
Taxan	440	800	24	13x11x15	—
Teknika	TDC-1202	N/A	24	14x15x12	—
Zenith	ZVM-133	559	39	14x15x15	—

* RGB specification for composite/RGB monitor.

Bandwidth (MHz)	Resolution H x V	Phosphor/ Pitch (mm)	Scan Rate (H kHz,V Hz)	Comments
18	960	Green	15.750, 60	Also available in amber, 300A (\$199)
18	900 (H)	Green	15.699, 60	
10	600 (H)	B&W	15.734, 60	
18	800 (H)	B&W	15.750-18.0, 40-65	Also available in green
N/A	450 (H)	B&W	15.750, 60	TV receiver/monitor
15	N/A	Green	15.750, 60	
16	640x200	Green	18.432, N/A	
16	N/A	Green	18.432, 50	Available in amber (\$174); TTL inputs only
20	640x200	Green	15.750, 60	Also available in amber, JB1205M
20	1100 (H)	Green	15.720, 50-60	Also available in amber, TR-120MDPA
18	720x350	Amber	18.432, 50	
20	720x350	Amber	15.750, 60	Plugs into IBM monochrome display adaptor
18	640x240	Green	15.750, 60	Also available in amber, MB121A
18	900 (H)	Green	15.750, 60	
15	600 (H)	Amber	N/A	Also available in green
3.5	500 (H)	B&W	15.750, 60	TV receiver/monitor
18	640x200	Green	15.674, 59.9	Also available in amber, 12M-15BUA
N/A	800 (H)	N/A	26.4, 60	
20	1000x262	Amber	15.750, 60	Also available in green, #115
20	1000 (H)	Amber	15.600, 60	Also available in green
15	640x250	Green	15.750, 60	Also available in amber, ZVM-123A
N/A	260x300	0.43	15.750, 60	Has green only switch
4	260x300	0.63	15.734, 60	
4	320 (H)	0.50	N/A	TV receiver/monitor
N/A	260x300	0.60	15.750, 60	14" screen
15	640x200	0.40	15.750, 60	14" screen
5.3*	560x230*	0.63	15.750, 60	Also has RGB inputs; TV receiver;
10	250x200	0.31	15.750, 60	
15	250 (H)	0.63	15.750, 60	10" screen
N/A	300 (H)	N/A	15.750, 60	15" screen
N/A	640x200	0.37	15.750, 60	IBM/Apple mode switch
3.8	280x300	0.65	15.734, 60	
5	340x230	N/A	15.750, 60	
N/A	480 (H)*	0.50	15.750, 60	TV receiver/monitor;
3	280x350	N/A	15.750, 60	
4	320x200	0.63	15.750, 60	
3	320 (H)	0.50	15.734, 47-60	Also has RGB inputs
4.5	260x300	N/A	15.575, 50-60	14" screen
2.5	250x240	0.68	15.750, 60	Has RGB mode with 6-MHz bandwidth
N/A	640x300	0.31	15.750, 60	
12	640x240	0.43	15.750, 60	
25	600 (H)	0.38	15.7, 60	
40	921x739	0.31	15.37, 50-60	Also accepts composite color
25	720x512	0.31	14.5-25.5, 47.0-70.0	Requires special adapter for IBM, Apple
15	640x200	0.63	15.7, N/A	
14	640x200	0.43	15.750, N/A	
25	720x400	0.31	15.19, 40-70	
8	690x240	0.31	15.750, 60	
15	640x480	0.31	15.750, 60	10" screen
15	690x480	0.31	15.750, 60	
20	690x480	0.31	31.4, 60	Noninterlaced; requires Scan Doubler, \$249
18	640x240	0.43	15.750, 60	14" screen
6.2	500 (H)	N/A	15.750, 60	25" screen
18	640x240	0.41	15.750, 60	14" screen
18	720x240	0.31	15.750, 60	
7	690x240	0.31	N/A	Also has analog input
15	640x200	0.38	15.7, 60	IBM compatible.
22	640x400	0.40	26.4, 60	14" screen
25	720x400	0.31	27.70, N/A	Requires Persyst BOB board or equivalent
25	690x240	0.28	15.750, 60	
20	640x240	0.41	40 (V)	Green-screen switch

PERSONAL ROBOTS



New products offer a chance to get hands-on experience with robotics for a relatively modest cost


BY JOHN CONWAY

ROBOTS, as any Japanese car manufacturer knows, can be much more than just intelligent toys. They have evolved into productive, efficient machines that are altering the nature of work and the role of humans in the workplace. And now robots are beginning to enter the home. It is the first wave of an invasion that might have as much commercial importance as the popularity of personal computers. "The personal robot industry is here

and will be much, much bigger than the personal computer industry," claims Nolan Bushnell, the former Atari chairman who now heads the robot manufacturer, Androbot. "The personal robot industry will someday equal the automobile industry," according to technology guru Carl Helmers.

Turtles, Arms, Mobiles

There are three varieties of personal robots rolling into living rooms. We will



look at each kind separately: turtles, arms and mobiles.

Turtles are small armless boxes, typically less than 6" long, usually tethered to home computers. They move on wheels, emit sounds and have touch and vision sensors. Turtles are usually equipped with pens or other drawing apparatus for executing graphics commands.

They trace their ancestry to pioneering work done at MIT in the LOGO

computer language. LOGO utilizes the image of a turtle as the video screen "cursor" or position marker. Advanced LOGO versions use robot turtles as out-board graphics plotters. For this application, the turtle is fitted with a felt-tip pen which the robot can raise or lower under computer control. Thus, as a LOGO user constructs a graphics image on the video screen, the remote turtle reproduces that image as a drawing on newsprint or typing paper.



The Rhino robot can be controlled by keypad or personal computer.

John Conway is manager of the Technical Computing Group at Theodore Barry and Associates, a management consulting firm in Los Angeles.

PHOTO BY AL SATTERWHITE



Two arms: above, Feedback's Armdraulic and, at right, Feedback's Armsort.

More than a half-dozen companies manufacture turtles, for prices ranging from a few hundred dollars to a thousand. Some, with their own microcomputers, run free of cords and do not rely on separate computers.

Arms are personal robots that have descended from early industrial machines for manipulating nuclear or submersed material; they are cousins to such current industrial robots as automated welders and numerically controlled (NC) machine tools. Personal robot arms, of course, are less powerful than more costly industrial machines. Although some of the newer products are suited to light industrial tasks, most arms are used in technical classrooms as training aids for programmers and operators.

Mobiles are what most people think of when they hear the word robot. These mechanical devices mimic humans by replicating such obvious human functions as motion, speech, manipulation and vision. They have been anticipated in Greek mythology, ancient Judaic culture (Golems), an early 20th-century Czech play (*RUR*), Buck Rogers serials, 1950s science fiction, and futuristic films like *Star Wars*.

Who Will Buy Them

Personal robots are popular with three primary groups: toy/entertainment consumers, technical hobbyists and school/home educators. Sales for the years from 1985 to 1990, as projected by Capital Funding Associates (CFA), a Pittsburgh-based venture firm, will be greatest in the toy/entertainment segment.

"High-quality, big-ticket toy systems will experience fast growth over the next

five years. Remote control airplanes, cars and robots are natural entrants in this area," CFA president John Hazlett claims. He also predicts that toy robots alone could generate more than \$200 million in annual revenues by 1988-1990.

Perhaps it was the promise of massive sales that led the Ideal Toy division of CBS Toys to introduce their first microcomputer-based consumer robot, Maxx Steele. David Berko, product manager for the under-\$300 toy, explains, "Robotics is definitely a part of the future. Though I'd be the first to admit that nothing is certain in this business, I'm confident that robot toys will be with us for a good long time... and that the market will be a healthy one."

Technical hobbyists comprise the next largest group of potential buyers, up to one million upper-middle to high-income individuals, many with engineering degrees. Seeking the latest in technology, they are the people who helped found solid-state ham radio, hi-fi, and stereo. They were the first to own personal computers, home videos and satellite dishes. Analysts believe that these technical hobbyists are waiting to receive the products from the personal robotics revolution. Robotics author David Heiserman agrees. He estimates that soon one million hobbyists will each spend \$300 to \$400 per year on robots.

Nobody appears to be attuned to these signals better than the Heath Division of Zenith Radio Corporation. It has sold more than 8000 HERO 1 robots, for \$1250 to \$2500, principally to hobbyists, and has started to offer a "stripped-down" version of its intelligent machine (HERO JR) for general hobbyists.

Education, the third segment of the


personal robot market, is smaller but still potentially significant. Sales to educators will be sizable because teachers will need personal robots to train engineers and technicians. The Robot Institute of America, a trade group, estimates 12,000 to 15,000 people will be needed by 1990 to install industrial robots. To train them, educators who are unable to afford industrial products will turn to simple, rugged, personal systems that provide required functions at low cost. Arm-type personal robots, closest relatives to the industrials, fill this niche nicely, as Harprit Sandhu is quick to point out. Sandhu's Rhino, one of the most popular systems among educators, has generated more than \$1 million revenue for Illinois-based Sandhu Machine Design. Sales prospects look bright.

In the home-education market, consumers are making LOGO and LOGO-like languages the standard for budding programmers. The turtle orientation of LOGO languages will undoubtedly boost the demand for simple and advanced turtle robots. Although the present high cost of turtle devices has deterred potential buyers, prices may fall. More than one computer peripheral manufacturer (Koala among them) is rumored to be test-marketing turtles that will retail for under \$80.

What They Can and Can't Do

Despite rising sales, the question remains: Just what can you really do with these things?

One industry leader sees the robot as a close friend and companion. Another, Nolan Bushnell, views robots as the ultimate slaves. Still others think of personal robots as mobile dish and window washers. Detractors say it is all nonsense.



At far left, RB Robot's RB 5X; near left, Androbot's Topo; below right, Radio Shack's Armatron; above right, Harvard Associates' Tot turtle.

Who is right? Many observers believe that the nay-sayers may, for the present, be right. After all, how much would anyone pay for a machine that is cute but really can do little more than entertain—\$25,000, \$2500, \$250, \$25?

Let's examine a few of the issues that may determine the acceptance of personal robots.

Mobility: Robots have trouble getting around. Anyone who has set up electric trains on the living room rug can appreciate that wheels often get ensnared in carpets. Tank treads work well in a variety of terrains, but cannot negotiate even a few stairs. Installing legs on robots seems an obvious solution, but one that requires complex gearing and balance mechanisms.

Power Sources: Robots consume energy at tremendous rates. The size, weight and energy density of most batteries place severe constraints on robot designers. This problem, also faced by design-

ers of electric automobiles, may some day be solved, but not before much R&D time and money are spent.

Artificial Intelligence: The void that separates the brain-power of an R2D2 or C3PO and the present state of the robot art could contain several galaxies. This is not to say that the industry must wait eons before low-cost robotic intelligence becomes available. "Geometric redesign," the ability of advanced computers to design systems one generation ahead of themselves, which in turn design systems one step beyond themselves, and so on, could lead to exponential computer chip development cycles. Nevertheless, we still have long way to go.

Looking to the Future

Artificial vision, speech recognition, manual dexterity, navigation are just a few areas where robots may aid humans someday. Last spring, the first personal robotics convention, in Albuquerque,

NM, was attended by more than 3000 people. Of these, 400 students, business people and educators paid \$200 admission fees to hold a separate rap session.

They concluded that the robotics market is just being born. No one can say with any certainty how large it will grow or how quickly. The potentials of the personal robot exceed those of the personal computer by as much as several orders of magnitude, they agreed. What is a robot anyway but the ultimate personal computer? However, these potentials will not appear overnight. Thousands of breakthroughs will be necessary to produce the ultimate automaton. Technologically, today's personal robot has the same relationship to its future as the Wright Flyer had to the starship Enterprise. ◇

For a list of turtles, arms, and mobiles, turn to page 88.



HERO JR.

BY JOSEF BERNARD

WHAT'S 19" tall, likes to go exploring, and sings the Dr. Pepper jingle? Why, it's the Heath Company's new robot, HERO JR.

HERO JR is Heath's second-generation robot, patterned after HERO 1, who was featured on the cover of C&E in January 1983.

When Heath introduced HERO 1, the company told us about all the things he could do. The catch was that *you* had to program him yourself to do them. HERO JR comes with 32K of ROM (and accepts plug-in ROM cartridges) and right out of the box does almost everything HERO 1 can, and a number of other things he can't.

Personality

This new robot has a personality comprising six traits—Speak, Sing, Play, Gab, Poet, and Explore—whose levels are user-programmable: You can have anything from a garrulous robot who prefers to remain sedentary to a hyperactive but taciturn one.

HERO JR is programmed to speak, sing, gab (utter English-like nonsense words), recite poetry, play games and act as an alarm clock and sentry. You call up these activities from a 17-key keypad built into his head. His most interesting mode is Explore, wherein he roams around on his own without supervision, avoiding most obstacles (if he does bump



HERO JR's driving wheel can swivel a full 360 degrees.

into something, he generally exclaims, "How did *this* get here?" or "Excuse me.") but seeking out human company through an infrared sensor or ultrasonic motion detector.

One of HERO JR's more interesting functions is to patrol your premises as a guard robot. If he detects an intruder through any of his sensors, he'll ask for a password. If he doesn't hear what he's been programmed for, he will announce that he's summoned the police. And he can, too. He can be equipped with an internal transmitter that will activate a Heath alarm system that, in turn, can trigger a device that will phone the police and ask for help.

Programmability

Aside from being able to modify his personality, you can program HERO JR to do a few other things too. He has an internal 100-year clock, and you can Plan him to carry out up to 16 different sequences of events.

Also, you can program the robot using BASIC. Heath offers, as an option, a cartridge containing an 8K HERO JR BASIC, which contains such commands as FORWARD (*n* inches), RIGHT (*n* degrees), SPEAK (a given series of phonemes) as well as instructions to input to a program the values perceived by his sensors. The BASIC supports "conditionals," meaning that IF something happens, the robot will THEN take a certain course of action, ELSE he'll take a different one. The language also supports conditional branching, which al-

lows the use of subroutines for different sets of circumstances (ON X = Y GOSUB ...).

Since HERO JR has an RS-232 serial port built into his body, this sort of programming is easily accomplished with just a terminal or with a computer running a terminal program. If you prefer to use assembly language, the robot's 6808 microprocessor can accept instructions presented in MIKBUG format. Finally, an HJPL (HERO JR Programming Language) cartridge is available. With this cartridge, you are able to program the robot directly, which from his head-mounted keyboard.

Mechanical Aspects

HERO JR is powered by two 6-V gelled-electrolyte lead-acid batteries (two more can be added to extend the time he can go between rechargings). Under normal conditions, a single charge can keep him going 4-6 hours, depending on how active he is.

The robot runs on three rubber-rimmed wheels—two in front and one, used for both locomotion and steering, in the rear.

While he doesn't have an arm like his older brother's, HERO JR can fetch and carry in a manner of speaking. He has a tray built into his head and can carry a 10-lb load in (or on) it.

HERO JR's sensors include a light detector and an ultrasonic range-finding device developed by Polaroid. Available as an option is an infrared sensor that can respond to body heat.

When you get tired of watching HERO JR run about on his own business, you can take control him with a radio control unit and set him going about yours. Three buttons control him: FORWARD-STOP-REVERSE, RIGHT TURN, and LEFT TURN. If you give no commands for a period of time, HERO reverts to acting on his own recognizance. A fourth button on the remote control unit instantly returns control to the robot's personality.

His speech capability comes from a Votrax SC-01 speech synthesizer IC, which offers 64 phonemes (speech sounds) and four levels of inflection. While HERO JR's built-in ROM allows you only to change his and his owner's names, when you start using programming means other than the keypad, you can make him say just about anything.

The robot is light enough (21.4 lb) so that he doesn't damage anything he may bump into. You are warned, though, to keep him away from stairs.

So Now What?

HERO JR is a lot of fun (and a great icebreaker at parties). But what do you do with him after everyone goes home? \$1000 (or \$600 in kit form) is a lot of money for an ambulatory alarm clock, even one that can remember your birthday or another special date and sing an appropriate song at a preselected time on that day.

It is a well-documented fact that children and robots have a natural affinity for one another. (Well, at least the kids like robots; the robots probably don't care one way or the other.) HERO JR should be an ideal instrument for education, and Heath and outside programmers are working on this aspect of personal robotics.

HERO can presently play some simple counting and guessing games (as well as a mean game of blackjack!) and recite nursery rhymes. More practical ROM cartridges are in the works. While the robot is no Miss Frances, he will, undoubtedly, be able to amuse and—to a degree—educate the little ones.


With schools placing increased emphasis on computers and programming, HERO JR will become a useful teaching aid. After all, if you were a kid which would *you* rather do—write a program to find the first 1024 prime numbers or one that caused your robot to scare your kid brother into jumping three feet into the air? (The latter is referred to by educators as "learning reinforcement." Kid brother probably has another name for it.)

All told, while HERO JR may look and sometimes act like an expensive toy, with a little of your imagination he can become a useful part of the household. He won't do dishes or wash windows, but he'll keep the kids amused and teach them a thing or two in the process. ◇

Top view of HERO JR showing LEDs and keypad.



FIRST CHOICE



PC, The Independent Guide To IBM Personal Computers

PC is the only magazine that keeps you up-to-date with the newest trends, innovations, and releases in IBM and compatible personal computer technology. Every-other-week, you'll receive the most current news on how other users and professionals like yourself are using their IBM PC...you'll discover the newest hardware on the market and what it promises (and actually delivers) to you and your system...and you'll never be out-of-date with the newest releases in software.

In short, when you subscribe to PC you're subscribing to the one magazine most IBM PC users read to maximize their system.

If you're a very special person who uses an IBM PC or compatible, you owe it to yourself to subscribe to PC, your source for new ideas, information and innovations.

ACT TODAY AND SAVE UP TO 26% AND GET UP TO 8 BONUS ISSUES!

FOR NEW IDEAS, INFORMATION & INNOVATIONS...

YES,



P.O. Box 2443, Boulder, Colorado 80322

I'm a very special person that uses an IBM PC. Please enter my subscription to PC for:

Check one:

- ☐ Payment enclosed
☐ Bill me later

Charge my:

- ☐ American Express
☐ Visa ☐ MasterCard

Card No. _____

Exp. Date _____

☐ 20 Issues for \$21.97! Less than \$1.10 a copy! AND ADD 4 BONUS ISSUES!

☐ 40 Issues for \$39.97! Less than \$1.00 a copy! AND ADD 8 BONUS ISSUES!

Savings based on a single copy price of \$2.95 an issue.

Mr./Mrs./Ms. _____
please print full name

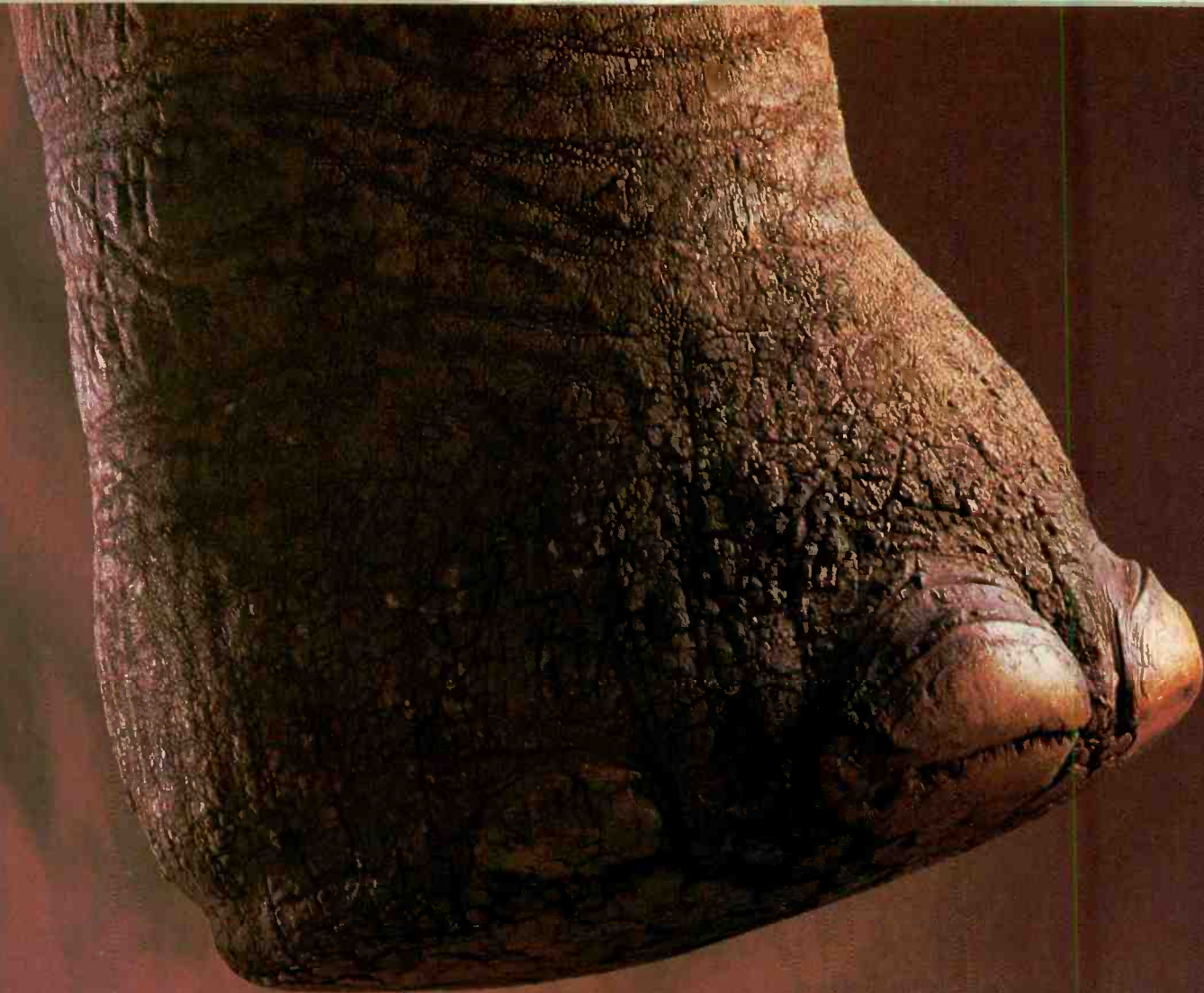
Company _____ Title _____

Address _____

City _____ State _____ Zip _____

Please add \$2 per copy for postage in Canada and all other foreign countries. Allow 30 to 60 days for delivery of first issue. Your subscription may be tax deductible—please check with your accountant.

CE8Z128



DATA COMPRESSION TECHNIQUES

Using easily understood principles of coding and information theory, you can reduce the space your data takes by at least 40%

BY MICHAEL McCARTHY

How would you like to nearly double the effective ASCII file storage capacity of your archive, without hardware modifications, and without having to pay for the required software?

Or, if you send ASCII files between machines by modem, how would you like to cut transmission times almost in half? Again, for free!

Are you interested?

Of course you are. At least for CP/M and MS-DOS, programs that are currently available in the public domain will allow you to accomplish these things. For other operating systems you can purchase such programs as Documax for the Apple.

If you're using CP/M or MS-DOS and want the benefits of this software but don't care about the underlying technology, all you need to do is ask your neighborhood CP/M or MS-DOS expert how you can get copies of:

USQ.COM (which compresses an ASCII file to about 60% of its original size) and USQ.COM (which recreates the original file from its compressed version).

Then ask about:

LIBRARY.COM (which gathers several files into a single library file to save more disk space),

LIBRARY.COM (which fetches a .COM file from a library and runs it),

LIBRARY.COM (which types a [compressed] library text file).

But read on if you want to understand something about the way these pro-

grams work, how they were developed, and what are some novel applications of the ideas that underlie them.

What is Data Compression?

Data compression is a way of storing information so that it takes up much less space than it would using standard storage techniques. Because the data takes up less space, transmitting it from one place to another can also save time.

The benefit is more data capacity per unit of physical storage (or more data transmitted per unit time). However, there being no such thing as a free lunch, there are technical prices to pay.

First, because the storage techniques are nonstandard, hardly any applications or utilities are able to cope with compressed data. So you need utilities to convert data, not only from standard to compressed form, but also back again. In addition, running these utilities takes time.

Second, compressed data is less reliable than standard data: Imagine that you have an ordinary ASCII file. If a single bit in the file goes bad, then an occurrence of the letter "c", say, might be changed to the letter "b." With the effect of a typo, the error often can be harmless (assuming that your operating system will continue to let you access the file).

The corresponding error in a compressed version of the same file would be a disaster. As you will see later, the dam-

Michael McCarthy is a computer consultant and software designer.

age would alter not only the "garbaged" letter but also every letter after it, in such a way that only an expert could reclaim it. But first let's explore what data compression is.

F U Cn Rd Ths

Cn y ndrstd ths prgrph F crs y can Ths bcs y dnt nd vwls r spl chrtrs t ndrstd wrttn Nglish

(Can you understand this paragraph? Of course you can. That's because you don't need vowels or special characters to understand written English.)

Notice that by eliminating the vowels we have reduced the text to about 70% of its original size. The italic paragraph is an example of a (crude) data compression scheme.

It works because most of the information in written English (or any written European language) is carried by the consonants. The vowels and punctuation add very little to the information content. They are in most cases nearly "redundant" and dispensable. All data compression schemes eliminate some kind of redundancy.

The compression procedure we used above was very simple:

1. Get the next character.
2. If the character is a space, keep it.
3. If the character belongs to the set a,e,i,o,u, discard it.
4. If the character is nonalphabetic, discard it.
5. If the character is anything else, keep it.

THEORY MEETS PRACTICALITY

For any given language, statistical analysis can show how frequently each letter appears.

Here is Abraham Lincoln's "Gettysburg Address" without spaces or punctuation:

FOURSCOREANDSEVENYEARSAGOOURFATHERSBROUGHTFORTHONTHISC
ONTINENTANEWNATIONONCEIVEDINLIBERTYANDDEDICATEDTOTHEP
ROPOSITIONTHATALLMENARECREATEDEQUALNOWWEAREENGAGEDINAG
REATCIVILWARTESTINGWHEATHERTHATNATIONORANYNATIONSOCNCE
IVEDANDSODEDICATEDCANLTBATTLEFIELDTHATWARWEHAVECOMET
ODEDICATEAPORTIONOFTHATFIELDASAFINALRESTINGPLACEFORTH
SEWHOHEREHERLIVESTHATTHANMTLIVEITISALTOGETHERFITTINGA
NDPROPERTHATWESHOLDDOTHISBUTINALARGERSENSEWECANNOTDED
ICATEWECANNOTCONSECRATEWECANNOTALLOWTHESGROUNDTHEBRAV
EMENLIVINGANDDEADWHOSTRUGGLEDHEREHAVECONSECRATEDITFARA
BOVEOURPOORPOWERTOADDORDETRACTTHEWORLDWILLITTLENOTENO
RLONGREMEMBERWHATWESAYHEREBUTITCANNEVERFORGETWHATTHEYD
IDHEREITISFORUSTHELIVINGRATHERTOBEDEDICATEDHERETOTHEUN
FINISHEDWORKWHICHTHEYWHOFOUGHTHEREHAVETHUSFARSONOBLIAD
VANCEDITISRATHERFORUSTOBEHEREDEDICATEDTOTHEGREATTASKRE
MAININGBEFOREUSTHATFROMTHESEHONOREDDEADWETAKEINCREASED
DEVOTIONTOTHATCAUSEFORWHICHTHEYGAVETHELASTFULLMEASUREO
FDEVOTIONTHATWEHEREHIGHLYRESOLVETHATTHESEDEADSHALLNOTH
AVEDIEDINVAINTHATTHISNATIONUNDERGODSHALLHAVEANEWBIRTHO
FFREEDOMANDTHATGOVERNMENTOFTHEPEOPLEBYTHEPEOPLEFORTHEP
EOPLES SHALL NOT PERISH FROM THE EARTH

It is presented here in this unusual form so that we can consider it as just a group of 1149 letters in written English. Examining this sample of the language, we can determine how frequently each letter of the alphabet is used. Since, for statistical purposes, it is a rather small sample, we shall also compare our results with figures ob-

tained from a sample about ten times larger.

The results of our analysis should demonstrate that a few letters are used a great percentage of the time, while the balance occur relatively infrequently. It is on this premise that the techniques for data compression are based.

Letter	Large-Sample Frequency (%)	Gettysburg Frequency (%)	Gettysburg Occurrences
E	12.5	14.4	165
T	9.25	11.0	126
A	8.05	8.9	102
O	7.6	8.1	93
I	7.29	5.9	68
N	7.21	6.7	77
S	6.55	3.8	44
R	6.13	6.9	79
H	5.42	7.0	80
L	4.14	3.7	42
D	3.97	5.0	58
C	3.10	2.7	31
U	2.72	1.8	21
M	2.57	1.1	13
F	2.31	2.4	27
P	2.02	1.3	15
G	1.95	2.4	28
W	1.88	2.4	28
Y	1.72	0.9	10
B	1.53	1.2	14
V	1.00	2.1	24
K	0.66	0.3	3
X	0.20	0	0
J	0.16	0	0
Q	0.11	0.1	1
Z	0.10	0	0

While the results from the two samples do not display a precise one-to-one correspondence, they agree remarkably well. With larger samples

there would be an even closer agreement. Our analysis of Lincoln's address provides an interesting empirical validation of Pareto's law. ◇

This "compression" procedure is easily programmed. However, no one today knows how to program a computer to perform the corresponding "decompression." We humans simply don't know how to express what the rules are, even though we use them intuitively.

For example, take the "nd" in the phrase "dnt nd vwls." Must the "nd" represent "need?" Could it be "and?" Could it have been an abbreviation for "industrial?" How about "nod" or "node" or "nude?"

You know that the word must have been "need" because only this reconstruction fits the context—but no program today could have made that judgment because no program truly understands English (even though some very smart people have been working on this kind of problem for more than 30 years).

The result is that for a computer environment we are going to need a different method, one that can be programmed for decompression as well as for compression. The compression procedure will have to identify redundancy and eliminate it. The procedure for reconstruction will have to be able to regenerate the original text precisely. Neither procedure will be permitted to rely on more than superficial knowledge of natural languages. We need to find a technique that compresses while it retains the full original text, character-for-character.

As you will see, we will end up with an outline design for a utility program that accomplishes our goal while offering a compression of 40-50%. Best of all, the utility that does it exists and is free, at least for CP/M and MS-DOS systems. (It's the SQ, for "Squeezer," utility mentioned earlier.)

(Continued on page 85)

THE MORSE CODE

CHARACTERS are arranged in order of decreasing frequency of appearance. Note how the code becomes more complex for the lesser-used letters. (It takes 3 times longer to send a dash than it does a dot.)

E .	U . . .
T . .	P
R . . .	M
I . .	Y
N . .	G
O . . .	W
A . . .	V
S . . .	B
D . . .	X
L . . .	K
C	Q
H	J
F	Z



TANDY GOES COMPATIBLE

*The Model 1000 offers IBM compatibility and more
at a breakthrough price*

BY KERRY LEICHTMAN

For those who cannot afford to say, "Price be damned, buy an IBM PC," the Tandy Corporation has a less costly answer: the Tandy 1000. Tandy, which offers more models of personal computers than anyone in the business, has unveiled its new, moderately priced MS-DOS personal computer. It costs 34% less than a comparably equipped IBM PC. In a basic configuration with two disk drives, 256K of RAM, a color graphics board and monitor, printer port, joystick port, MS-DOS and BASIC, the IBM PC would cost about \$3578. The Tandy, on the other hand, 1000 would cost \$2348.

Although the Tandy 1000 represents a price breakthrough, it is not a radically innovative machine technically. At the heart of the Tandy 1000 is the venerable Intel 8088 microprocessor, the very

same chip that drives the IBM PC. The Tandy 1000 offers familiar features and runs the popular software: Lotus 1-2-3, Microsoft's Flight Simulator, Multiplan and the PFS software series, among others. It also employs MS-DOS, the same operating system used by the IBM PC.

The Tandy 1000 comes with 128K of RAM, expandable to 640K, and offers a double-sided, double-density 5 1/4" disk drive with 360K capacity. Its monochrome and color adapters provide 640 x 200 resolution. The Tandy keyboard is detachable and has 90 keys with a numeric keypad (same as the Tandy 2000). There are a built-in speaker and audio output jack, parallel printer interface

Kerry Leichtman, who edited Color Computer magazine, has been following Radio Shack computers for many years.

that supports IBM and Tandy printers, two joystick ports that are compatible with PC software and Color Computer hardware, and a light pen interface that is software compatible with the IBM PCjr. The Tandy 1000 has three PC-compatible expansion bus slots with maximum board length of 10". The machine is bundled with MS-DOS and Microsoft GW-BASIC as well as Tandy's Deskmate integrated software.

In my view, one of Tandy's major achievements with the Model 1000 is a significant reduction of what I call "feature shock." Feature shock is worse and, in fact, the cause of what Lee Iacocca calls "sticker shock." Here's how it happens: You enter a computer store and tell the clerk you'd like to buy a computer. If you're a beginner, feature shock will not be as devastating as it is to the

PHOTO BY TOM RYAN



Typical DeskMate screens, left to right: main menu, calendar, and mail.

brand changer. Buying a micro is like buying an American car—everything is extra. Whether you leave the store with or without a computer, you are certain to feel ripped off. No matter how much you think a PC costs, the price you will actually pay for a “usable” PC will be much, much higher.

If you leave a computer store without shouting abuses at the salesperson, you will have performed a miracle. If you actually buy a computer, you are either wealthy, in need of a substantial write-off, or have decided to give up on Christmas for the next five years. That’s feature shock.

It is a contradiction to say that the Tandy 1000 is a nearly perfect emulation of the IBM PC and then say the 1000 is a better computer. A true clone should, by all accounts, be a mirror image. It’s like saying that Jack and John are identical twins, but Jack is handsomer. It would be safer to say that Jack and John can wear the same clothes, but they fit Jack better.

Although compatibility with the PCjr was not a major goal of the Tandy 1000, Tandy engineers sought to achieve this compatibility wherever possible. The 1000 is able to run many PCjr programs, and in most cases it will run them at twice the speed (which can get pretty funny on sound routines).

Most IBM PC software allows you the option to run monochrome or color. Programs that will only run on PC monochrome machines will not work on the 1000.

In addition to the hardware features

mentioned as standard with the 1000, Tandy has bundled two software disks into the package: MS-DOS version 2.1 and a program called DeskMate.

DeskMate

DeskMate is a Tandy-produced program that integrates a word processor, spreadsheet, database manager, calendar, communications program, and mail system. Each program mode has common features and fairly powerful functions. Depending on your level of need, the modes will either be sufficient or provide you with an excellent opportunity to become familiar with the workings of a program so that you can be more knowledgeable when spending money.

At boot-up, after entering the time and date, DeskMate opens with a window-like screen showing a calendar page at the top left, a listing of events of the day at the top right, a directory for each mode on the screen’s center, and function key definitions at the bottom.

The main menu is cursor-driven by way of arrow keys. This picture provides the ease of mouse operation without making it necessary to move your hands from the keyboard. To enter the Text mode, for example, you only need to place the cursor over the blank space beneath the word “Text” to open a new file or over the file name to re-enter an existing file. The arrow keys, are clustered together between the enter key and number keypad on the bottom-right side of the keyboard.

When each program mode is entered,

the on-screen labels for the function keys change. Commands common from mode to mode remain the same (F10 is always INSERT, for instance). Help menus are available at all times detailing all DeskMate functions.


The Text mode contains more features than the limited word processor of the Model 100, but considerably fewer than Tandy’s various versions of Scripsit and other full-feature word processors. Yet Text contains all the functions necessary in a light-duty word processing program. It includes wordwrap, pagination, insert, delete, block movement, margin sets, headings and footers, document merging, and nonglobal search and replace abilities. It, of course, will print on Tandy and other printers.

The DBM, called Filer, is, again, less than full featured, but very adequate. It is capable of fulfilling less sophisticated database needs: screen formatting, information searches, changing, and specific or total file listings to screen and printer. It can be performed with Filer.

Worksheet is one of the simplest spreadsheets I have seen. It is capable of a 99 × 99 work grid. Its functions include insert, copy and delete blocks; insert and delete columns and rows; define blocks for use with formulas, text or constants; and find and move other areas within the worksheet.

Telecom, very much like the telecommunications on the Model 100, can be used to log-on to database systems automatically or manually, transfer files between the 1000 and the database, and es-

Front panel has reset button and keyboard and joystick connections.
Back panel has parallel and video ports and audio output.



establish personal communication parameters.

While these four modes perform their functions extremely well, the exciting (that is new) applications come via the Calendar and Mail modes.

When I described the DeskMate opening screen, I referred to the calendar page and the listing of events at the screen's top right. The information found in these two areas is entered in the

Calendar mode. As in all other modes, to create a file, you place the cursor at the blank space under the directory heading. The next prompt asks for a date entry. The following screen is set up like a database manager page in that the fields are predetermined, with spaces for time beginning, time ending, and time slot description. As you fill the spaces in, a day calendar at the top left of the screen

(Continued on page 80)



The 1000 can accommodate three IBM-compatible expansion boards.

THE RADIO SHACK IMAGE

RADIO SHACK/Tandy Corp., for one reason or another, receives a lot of criticism. It's difficult to understand why. In the earliest days of microcomputing, Radio Shack made a nice little machine. It had its share of problems, to be sure, but so did the Wright brothers' airplane at first. Radio Shack has consistently been an innovator since those early days of 1977 when it was neck in neck with Apple for introducing the first mass-merchandized fully functional microcomputer. It was called the TRS-80, which stood for Tandy Radio Shack-Z80. It later became known as the TRS-80 Model I.

Almost every Tandy computer since has, in some way, contributed significantly to pricing structures, product availability, and functional uses of personal computers. The Model II used 8" drives as part of a single-component, low-cost business computer. The Model III, an upgrade of the Model I, incorporated a maximum of 48K RAM, a monochrome monitor, and two 5¼"

disk drives into a single component. It also came complete with parallel and cassette ports and an optional RS-232 port. Its only competition at the time was the Apple II, which needed multiple (and expensive) add-on cards to perform the same functions.

The year 1980 was an exceptionally good one for Tandy. As well as the Model III, it introduced the first low-cost computer that not only offered color as standard but didn't require a special (and expensive) video display monitor. Tandy also released the first of its pocket computers, which departed from all previous computers because it was manufactured by Sharp, which also marketed the unit under its own label.

Tandy and Apple, until then, were the microcomputer mass market. Price differences and marketing methods separated each corporation's target customer. Or so it seemed. Then others entered the industry and things changed. Apple, which had always held a slight lead over Tandy, began to broaden it. New com-

puters and game systems ate into the Tandy side of the pie. But more of that later.

After the Model III, and the color and pocket computers, Tandy produced a few losers: the Model 12 and 16. The 12 was supposed to be an upgrade of the Model II. Instead it confused both satisfied Model II users and potential Model II customers. The 16 was supposed to be a ultra-high-powered performance machine, but it ran little software. The Model 16 has recently been transformed into the 16B. It adopted the Xenix operating system and, according to Ron Stegall, senior vice president in charge of the business computer division, "The 16B is selling well and we're the only retailer out there able to sell multi-user. Our decision to put Xenix on the 16B was unpopular two and three years ago. Not today. We have never been interested in being a me-too company."

But that's today. The models 12 and 16 meant bleak times for Tandy. The Model III and color computer were selling better than ever, but the company's reputation was slightly tarnished.

In 1983 Tandy returned to the forefront of computer innovations with the TRS-80 Model 100 portable computer. Until the Model 100, Osborne's computer was the benchmark portable. The day the 100 was introduced, the Osborne became an overweight dinosaur, a "trans" portable, or desktop computer that folded into a portable sewing machine size with a handle. In contrast, the Model 100 weighed only 7 lb and easily fit into any size briefcase. It used CMOS chip technology, operated on four AA batteries, included a built-in modem, and had a 24K ROM that contained, among other features, a word processor, a DBM and a communications program. Its 40-character by 8-line LCD display was quick and readable enough to keep complaints to a minimum and large enough to keep the Epson Notebook computer from ever becoming a serious contender

(Continued on page 79)

Tandy chairman and CEO John Roach with a TRS-80 Model I computer.



MICROPROCESSORS IN CARS

Today's automobile can be thought of as the ultimate in transportable computers

BY ALEX LEE

WHEN big-engine cars fell out of favor in the fuel-conscious 1970s, the door closed on high-performance features such as quick acceleration. However, the days of burning rubber may be making a comeback with the addition of sophisticated microelectronics under the hood. Also, with the "Pac-Man" generation, "idiot" lights on the dashboard no longer suffice; LCD speedometers and CRT trip computers are now the rage.

Most of the electronics in an automobile (and there's expected to be about \$1400 worth by the end of the decade) will be linked to on-board microcomputers. In this article we take a look at some of the electronics systems that are or will soon be appearing in automobiles.

Engine Control Systems

Ford's Electronics Engine Control (EEC) IV is designed around a custom chip set from Intel Corp. that includes the 8061 microprocessor. The system, which runs at 7.5 MHz, controls engine operations and retains fault codes used for diagnostics. Fault codes are digital messages sent to the unit when one of the engine's sensors detects something amiss. These codes are kept alive in a battery-backed RAM.

Systems like this have the potential computing power to tie all the functions of the car together. Measurements such as battery charge and fluid levels will eventually be tied into diagnostic modules that will let the driver know when the car needs maintenance. For example, oil changes are usually based on mileage rather than the oil's true condition. If an acidity sensor were placed in the oil pan, an on-board memory could keep track of the car's driving characteristics, and a microprocessor could decide exactly when an oil change was needed.

Chrysler, too, has an engine control system that looks at sensor data to keep the car running properly and to store error codes when a sensor indicates a malfunction. The memory is accessed through a "dumb" hand-held meter that takes the error readings in the car and transposes them into a numeric code. These codes are stored on a data sheet distributed by Chrysler, which allows technicians to troubleshoot the engine easily.

A 6801-controlled logic module is the heart of the system. It takes the sensor data and performs an 8-bit analog-to-digital (A/D) conversion. It then decides which data should be used to govern the operation of the car and which data should be stored as fault codes in the system's 192 bytes of battery-backed CMOS RAM.

Some of the most advanced electronics are being developed for a simpler engine than the standard internal-combustion type—the diesel. For example, TRW has placed the first of three diesel modules into an Oldsmobile. This module can control the recirculation of exhaust gases; the other two will replace the mechanical fuel pump and the governing devices in the engine with their electronics equivalents.

TRW has also placed components in Ford's diesel engine for ignition regulation and trip-computer control. The ignition-regulation processor collects

Alex Lee is a frequent contributor to this magazine on the subject of computers in industrial applications.

1 SAFETY ITEMS

- Rain-sensing windshield wiper system
- Heated windows, thermostatically controlled
- Keyless ignition to foil car thieves
- Cellular mobile telephone
- Keypad locks



2 DRIVETRAIN CONTROLS

- Microprocessor-controlled diesel engine
- Computer-driven transmission
- No-distributor ignition
- Computerized dealership diagnostics link
- Idle speed control
- Integrated throttle
- Hybrid control of spark



3 VEHICLE SYSTEMS

- Fiber-optic multiplexed wiring system
- Suspension monitoring
- Braking sensitive to load
- Speed-sensitive steering



- Computer-aided ride control
- Automatic leveling
- No-lock braking
- Variable-speed accessory drive

4 AUDIO SYSTEMS


- Voice-activated channel selection
- Hi-fi digital disc sound
- Volume and channel control from rear seat
- Multiband radio



5 DRIVER AIDS

- Fuel computer
- Satellite navigation
- Service monitor
- On-board CPU with keyboard access
- Computer-aided route planner
- Real-world sensors to detect outside weather conditions





ART BY PETER ROSS



Vehicle controls mounted on steering column of concept car: road-surface traction monitor, voice-activated telephone and laser ignition "key."

information from four sensors through a 40-mA line and uses it to regulate gas recirculation. In addition, the trip-computer processor can determine how long a fuel injection is open so that fuel economy can be displayed on a real-time basis.

Electronic Fuel Control

Electronic systems are not only being used for engine control, but also for sup-

planting devices like distributions and drive-trains. Electronic fuel injection and breakerless ignitions were the first step in this direction, and electronic distributors are the next.

For instance, the next generation of cars will be nearly as powerful as the big gas guzzlers of the past, but will have fewer cylinders and higher compression ratios. In order to generate a spark pow-

erful enough to ignite the compressed gases in the cylinder, a conventional distributor would have to be very large—much larger than designers want to place into the already cramped engine compartment.

To circumvent this problem, Chrysler has designed an electronic distributor that replaces a conventional distributor and ignition coil for a future turbo-charged engine. Magnetic pickups look for positional setpoints on the car's flywheel and camshaft. When these points are found, a 6801 microprocessor determines the No. 1 cylinder's top-dead-center (TDC) position along with that of the camshaft.

The electronic distributor contains two ignition coils, which fire plugs Nos. 1 and 4 and Nos. 2 and 3, alternately. Since the TDC position is always sensed, the timing never needs adjusting. In addition, because the engine is controlled electronically, just the right amount of energy is sent to the spark plugs.

The drive-train is perhaps the last system of the car that will be enhanced with electronics. Chrysler has a prototype automatic-transmission system that re-

DIGITAL AUTO REPAIR

BY PETER COSTA

IT used to be that you could tune up almost any car with a volt-ohmmeter, a dwell-tachometer, a timing light and a few basic hand tools. If you were really particular and wanted to get just the right air-fuel mixture, you might also have had an exhaust gas analyzer in your tool kit. But few engine enthusiasts had that much test gear. Some Saturday mechanics, using only a \$5 vacuum gauge and a trained ear, still managed to get nearly Daytona results.

But microprocessors have changed all that. In 1984, "brain boxes" control and monitor engine functions, cars making combustion more efficient but repair more difficult. By 1990, experts estimate that 9 of 10 cars will have on-board computers controlling engine functions. A recent study by the University of Michigan predicts that, by 1987, 10% of the total value of an average car and 20% of the value of luxury cars will be devoted to electronic devices.

Some mechanics are completely bewildered by digital electronics and are daunted by such things as carburetors with wires sticking out of them. In their day, mixing fuel with fire above the manifold was never done intentionally. In fact, among some older mechanics who

still call electricity "juice"—as in, "the battery has a dead cell and is not putting out enough juice"—microprocessor-controlled devices are about as incomprehensible as the physics of quarks.

According to the Sun Electric Corporation, which makes auto test gear, many mechanics are "scared to death of the forest of fault trees and . . . hundreds of pages of repair manual instructions" that must be followed to make a repair. They are also frightened by the cost of replacing on-board engine computers, which Sun claims can cost as much as \$700 or \$800.

To help allay the service technician's anxiety and to help repair increasingly complex computer-controlled engines, auto manufacturers and several test instrument firms are making comprehensive and easy-to-use test instruments. Hamilton Test Systems of Windsor Locks, CT, sells very high-end computerized test gear, for professional mechanics, that provide hard-copy print-outs of engine functions to help isolate engine problems. Hamilton's computerized engine tester electronically checks compression, secondary voltage, cylinder balance, RPM/vacuum, timing, battery load and other key engine functions

via plain English prompts, eliminating the complicated test procedures usually performed with hand-held testers and "logic trees." The Sun company makes diagnostic testers that offer much of the same data but can be supplemented with a telemetry adapter. That device plugs into the on-board computer and changes vehicle signals into audio tones. The audio tones can be saved via cassette tape recorder and played back to the test computer. The data can be reviewed over and over again to help solve an intermittent problem. The Heath Company, of Benton Harbor, MI, offers hand-held test instruments as well as training courses in auto repair.

Car manufacturers themselves are building more computerized diagnostic aids into new vehicles. Chrysler, for example, uses an on-board diagnostic logic module. The module, controlled by a 6801 chip, takes data and performs an 8-bit A/D conversion. If the information derived from various sensors indicates that a section of the engine has not been performing within defined limits, the module will provide a two-digit fault code to be used later by the service technician. (See chart at right). The diagnostic module can also store intermittent

places clutches with solenoids to open transmission channels for fluid flow.

The speeds of the engine, car, and transmission turbine are recorded by an on-board computer. With this information, the computer knows just when to tell the solenoids to shift. This information is also used to adjust fuel flow during shifting so that the characteristic lurch accompanying all shifts is eliminated.

Touch Sensors

Though tooling away in the comfort of your car may be one of the most pleasurable activities of any day, the environment for some parts of your auto are far from benign. In the days of the purely

mechanical and hydraulic car, brute-force engineering could be implemented to keep the parts working in the temperature extremes of the automobile, which range from -40 to $+125^{\circ}\text{C}$.

Though a piece of metal or rubber may be able to withstand these conditions, a semiconductor chip is hard-pressed to take such extremes in stride. The sensing elements, which are usually exposed to the worst environments, have the roughest time and must be specially designed.

For instance, when Delco Electronics was trying to build a module that would measure manifold pressures, it could not find a sensor that would withstand the engine environment. So a unit was de-



Touch screen controls radio, interior climate, navigation and compass. Digital map is on cassette.

signed using a piece of piezoelectric silicon. Piezoelectricity is the property that causes a current to flow when the silicon is mechanically deformed and vice versa.

When the manifold pressure changes, the silicon becomes deformed and generates a voltage proportional to the movement. The voltage is converted to digital form and sent to a microprocessor.


Delco-Remy, another division of

problems so they can be examined later when the car is brought in for servicing.

On many U.S. cars, the logic module is located behind the "kick" panel on the passenger side of the car. Fault codes are displayed via LED. To determine the fault code the mechanic turns the ignition key on and off, on and off, then on again within 5 seconds. The LED will light for 2 seconds as a bulb check, then flash on and off. Short pauses separate flashes; longer pauses, digits. For example, 5 flashes, pause, 1 flash is read as fault code 51. Chrysler (and most other car manufacturers) also provides a digital readout box that is attached to a connector under the hood and displays codes in a digital readout. The major car makers are trying to help by offering their service people constant upgrades of their diagnostic manuals and service bulletins. AC Delco of General Motors has extensive training materials and also presents several workshops/schools on servicing at 31 training centers around the country. The courses cover everything from basic tuneups to seminars on the workings of heavy-duty trucks. And the National Institute for Automotive Service Excellence, which conducts voluntary examinations of me-

Trouble Code	Explanation	Trouble Code	Explanation
12	No distributor reference to the ECM. This code is not stored in memory and will only flash while the fault is present. Normal code with ignition "on," engine not running.	35	Idle speed control (ISC) switch circuit shorted. (Over 50% throttle for over 2 seconds.)
13	Oxygen sensor circuit. Engine must run up to 5 minutes at part throttle, under road load, before this code will appear.	41	No distributor reference pulses to the ECM at specified engine vacuum. This code will store in memory.
14	Shorted coolant sensor circuit. Engine must run up to 5 minutes before code will appear.	42	Electronic spark timing (EST) bypass circuit or EST circuit grounded or open.
15	Open coolant sensor circuit. Engine must run up to 5 minutes before code will appear.	43	Electronic spark control (ESC) retard signal for too long a time. Causes retard in EST signal.
21	Throttle position sensor circuit. Engine must run up to 25 seconds at specified curb idle speed before code will appear.	44	Lean exhaust indication. Engine must run up to 5 minutes in closed loop and at part throttle before code will appear.
22*	Throttle position sensor (TPS) circuit voltage low (grounded circuit or misadjusted TPS). Engine must run 20 seconds at specified curb idle speed for code to appear.	45	Rich exhaust indication. Engine must run up to 5 minutes in closed loop and at part throttle before this code will appear.
23	M/C solenoid circuit open or grounded.	51	Faulty or improperly installed calibration unit (PROM). It takes up to 30 seconds before this code will appear.
24	Vehicle speed sensor (VSS) circuit. Vehicle must operate up to 5 minutes at road speed before code will appear.	53*	Exhaust gas recirculation (EGR) valve vacuum sensor has seen improper EGR vacuum.
32	Barometric pressure sensor (BARO) circuit low.	54	Shorted M/C solenoid circuit and/or faulty ECM.
34	Vacuum sensor or manifold absolute pressure (MAP) circuit. Engine must run up to 5 minutes at specified curb idle before this code will appear.	55	Grounded VREF (terminal 21), high voltage on oxygen sensor circuit or ECM.

* On 1984 cars only.



Concept car from GM, the Questor, is an electronic test bed.

Motors, was also forced to design its own knock sensor. It is basically a phonograph needle that is resonant at the frequency of a knocking cylinder. If the sensor picks up a knock, engine performance is downgraded so that the engine does not deteriorate.

Jazzing It Up

It is not the engine electronics that will catch the eye of a prospective buyer in a showroom, but the electronics that appears on the dashboard and other areas of the car's interior. Though only \$250 in electronics is being spent on a car today, by 1990 that figure should jump to \$1400—even as the prices of electronic devices continue to fall.

Both General Motors and Ford have built showcase cars designed to display the latest in technology. The microcomputers, has a keyless entry system, and the seat, steering column, and floor pedals automatically alters to the taste of the driver.

Ford's car, the Continental Concept 100 has much of the same, though it boasts of having "the greatest array of functioning advanced electronics ever assembled in one vehicle." The electronic features in the car include keyless entry, electronically controlled air-suspension, two entertainment centers with fiber-optic links, voice synthesis and recognition, four-wheel anti-skid brakes, satellite navigation, a four-color liquid-

crystal display, and front and rear sonar detectors.

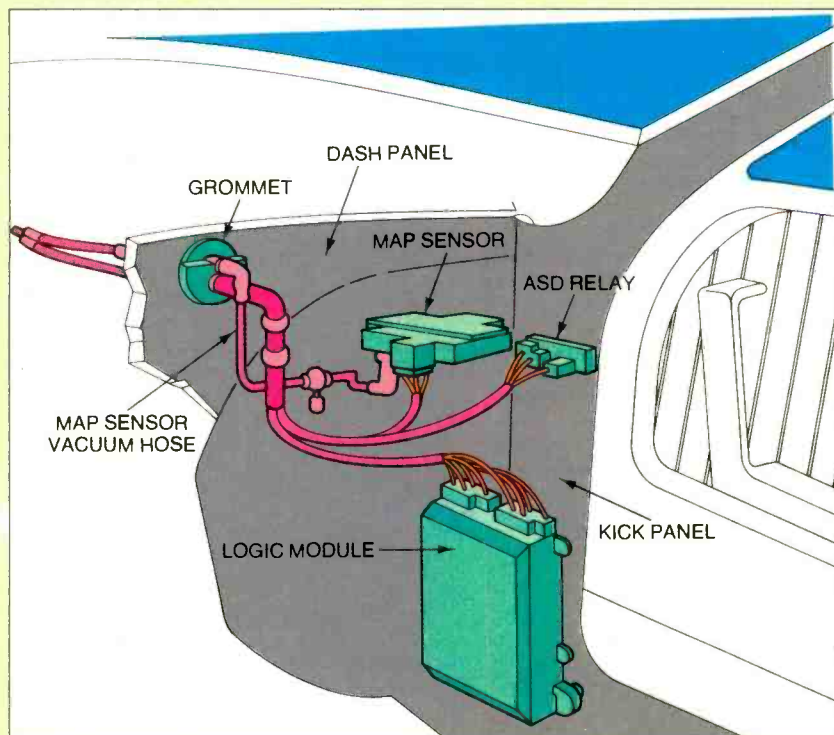
Satellite navigation is the key function of a multiple display information system called Tripmonitor, which includes a 9" diagonal, eight-color CRT mounted in the center of the instrument panel. Through spotting satellite, the car can locate itself with an accuracy of 1200 ft; the screen then displays a regional map along with the car's location.

Because each screen requires 8K bytes of memory, different storage schemes are being explored, such as programmable read-only memory, floppy disks, and microcassettes. In addition, the CRT provides information like time, trip data, and graphic safety warnings. For instance, the graphic warning display shows a car silhouette with indicators for door ajar and low tire pressure.

Big Display

This display that the Continental Concept 100 uses is an LCD measuring 11.4" x 4". It shows a speedometer, odometer, trip odometer, hockey-stick-shaped tachometer, and gauges that show temperature, voltage oil-pressure,

DIGITAL AUTO REPAIR



Logic module is located behind kick panel on passenger side of automobile for easy servicing.

(Continued from page 75)

chanics, has recognized the importance of the electronic revolution in auto engines and is including more questions on their exams dealing with electronics diagnostics and repair.

But repair problems continue despite better diagnostics and training. There are many stories about mechanics who mistakenly replace entire computer modules because a sensor feeding information to the module was defective. Some inexperienced mechanics have also been known to replace \$250 carburetors rather than repair defective \$15 solenoids on the carburetors. But these incidents are occurring less as training becomes more widespread among dealerships and independent service stations.

And in defense of some mechanics, today's engines are about as easy to work on as the Space Shuttle. Vacuum lines cover the engine like Amazonian jungle vines, engine compartments are crammed with accessories, anti-pollution canisters, valves and lean-burn gadgets. And as if that were not enough to make mechanics hang up their torque wrenches, V-6 engines are installed sideways on front-wheel drive cars on top of heat-producing transaxles! Ask anyone who owns a V6 Citation how "easy" it is

and fuel level with bar graphs.

Ford's advanced car also has a voice-alert feature that uses synthesized speech to tell the driver that a door is ajar, lights are on, or the trunk is open. It also warns the driver to check various fluid levels. If you don't mind talking to the car, you can tell it to raise or lower the antenna, turn the wipers on, and turn headlights on or off. The system learns the driver's voice characteristics through a training procedure and uses the stored speech patterns to distinguish a command.

A sonar detection system in the car's front and rear bumpers tells the driver of obstructions in the car's path, like a small child or tricycle in the driveway. The system can make parking easier because the driver can check the displays to determine the distance between the bumper and another car behind or ahead.

The car also has an entertainment center with front and rear consoles. Each has its own microcassette players. A CRT in the rear may be used to watch TV or play video games. In addition, a single seven-band graphic equalizer and

an AM/FM stereo tuner are shared by both units, which communicate over a fiber-optic link.

You Can Find Them Today

Though you may dismiss these automotive electronic devices as futuristic marketing ploys, many exist in cars today. In fact, by 1990 you will be hard-pressed to find new cars having any other kind of display. The main reason is cost: These colorful gauges will be cheaper to manufacture than their mechanical counterparts.

But each type of display has problems. Light-emitting diodes, which are in common use today, require lots of power and are dim. Vacuum-flourescent (vf) displays and LCDs have neither of these problems but do not work at low temperatures. Vf technology may be the best bet because it has a wider operating temperature range than LCDs and can be manufactured in large volumes.

Electronic gauges will appear on the displays. However, because they must be accurate, nonvolatile and tamperproof, they are not easy to design. Chrysler's design for an odometer is typical of what



Digital readout shows oil level, other vital signs.

is needed.

A reed-switch relay attached to the car's rear wheels sends 8000 pulses/mile to a microprocessor. The latter counts these pulses and compares them with engine readings so that tire slippage can be accounted for. This information is kept in RAM until 10-kilometer increments are reached. At that point, the microprocessor downloads the data into an electronically erasable programmable ROM (EEPROM).

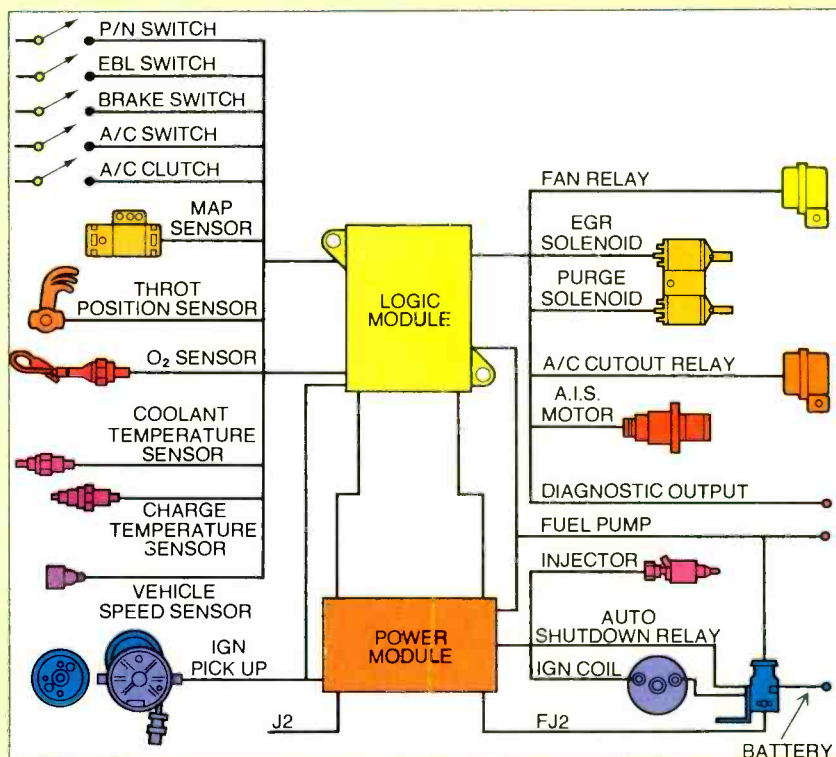
These displays will prove instrumental in providing on-board diagnostics and, along with the incorporation of voice technology, will make cars safer to drive. For instance, Audio Systems mar-

(Continued on page 87)

to change a fan belt. A fan belt change used to be a trivial job: 5 minutes, one wrench. Now with some cars it's virtually a dealer-service item. The bolts on the yoke holding the fan belt, hidden in the dark recesses of the engine compartment, often can only be reached by hoisting the car on a lift.

Troubleshooting complex electrical systems can take the average mechanic into *Star Trek* galaxies where no mechanic has gone before. Electronic fuel injection systems sometimes have service diagrams with over 150 steps requiring detailed, painstaking tests all along the way. One needs the patience of Job and the insight of Steinmetz to isolate and cure, for example, an intermittent problem in an electronically controlled vacuum servo device.

The scene in the garage is not totally bleak. Electronic ignitions that can last up to 100,000 miles need virtually no adjustment. Computer modules last even longer. So, the frequency of repairs is down dramatically. It remains to be seen, however, whether mechanics will be able to keep pace with the digital revolution and feel as comfortable replacing a PROM as they were replacing a fuel pump.



Computer-controlled fuel injection system provides precise air/fuel ratio for all driving conditions.

Video Signals

(Continued from page 55)

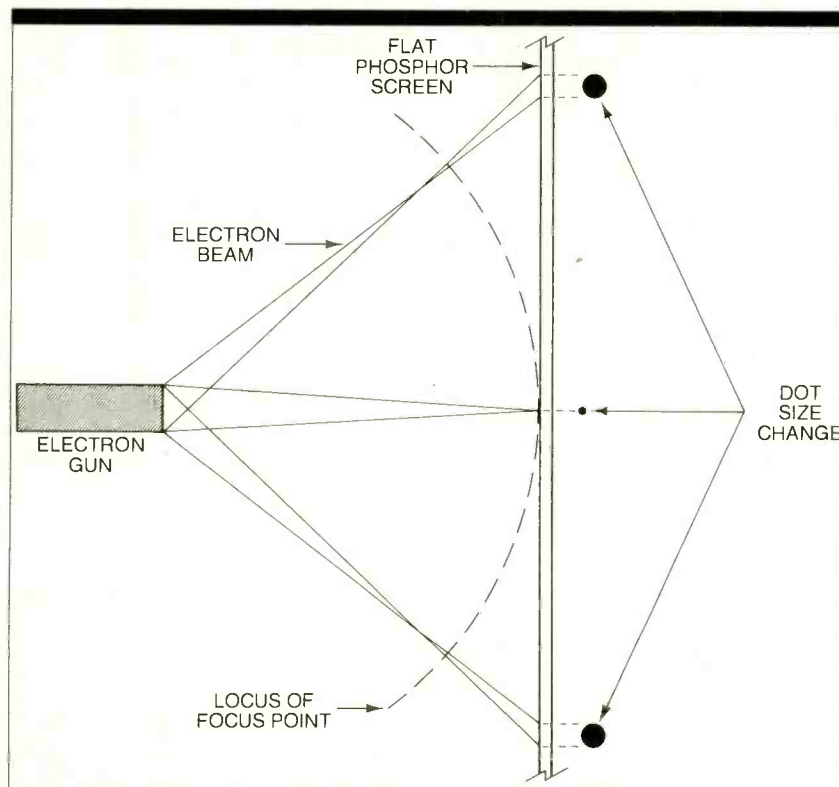


Fig. 5. Electron beam focus changes as screen is swept.

You can also use the screenful of "m"s as a test for linearity by observing how straight each line is across the screen and whether there is any change in character size from the top to the bottom of the screen. Any irregularity should lead you to suspect the monitor's linearity.

Color

So far, the matters we have been discussing have generally been applicable to both monochrome and color units. Color, though, uses a far more complex technology, which opens an entirely new can of worms. Unlike a monochrome monitor, which requires only one video signal—luminance, or brightness—a color monitor requires four.

Composite Video Monitors

These four video signals—red, green, blue, and luminance—can be joined in a matrix with horizontal and vertical synchronization pulses to form a composite signal. (Often writers only discuss the three color, or chroma, signals and neglect the brightness signal. The brightness signal, however, is present in all three colors and is needed to view a composite color image on a monochrome monitor.)

This "composite" video signal is the

most common type of video signal found in monitors (and it is the only one in TV receivers). It is based on specifications established by the NTSC for conventional broadcast monochrome and color television systems.

A typical NTSC composite signal is shown in Fig. 3, which depicts what would be seen if an oscilloscope were connected to the video line. The video information itself is bounded by the white and black levels, while the synchronizing information is found in the "blacker-than-black" area, which is of the opposite polarity.

The area designated the "back porch"

provides a black frame at the left edge of the displayed image, while the "front porch" provides a black frame at the right edge. Note that since the sync activity is "blacker-than black," it will not be visible. In the case of a color signal, the chroma (color) circuits' synchronizing "color burst" is located in the middle of the back porch.

Circuits within a TV receiver or composite monitor separate the four signals for processing and application to the appropriate electron guns within the color CRT. (See Fig. 4, which also gives you some idea of the difference in complexity between monochrome and color systems.)

Each stage this signal goes through to de-matrix it and otherwise process it will introduce some degradation of quality. The end result of all the little degradations can be a significant loss in image quality.


To produce a sharp color image, each of the signals must have very close timing, amplitude, and phase relationships with the others. If every component of the receiver or monitor is working as designed and intended, the result will be a "clean" video signal. However, any out-of-tolerance components, or any misalignment of the circuits, will interfere with the signal relationships and degrade image quality.

RGB Monitors

RGB monitors do not use the relatively low bandwidth composite video signal. Instead, they accept separate red, blue and green signals of rather high bandwidth. The sync pulses can also be separate, or they may be carried along with one of the color signals (usually the green).

Each of the three color signals is amplified and applied directly to the appropriate electron gun of the CRT. This almost direct feed, free from any de-matrixing that could introduce errors,

Phosphor elements come in a variety of shapes and sizes.



Video Signals

yields a signal of higher quality.

There are two types of RGB monitors. The sort commonly used with computers can accept only logic-level signals. As a result, the brightness of a color cannot be controlled—the electron beam is either on or cut off. Normally, just three bits are used to send information from the computer to the monitor—one for each beam. Combinations of these three bits allow the generation of up to eight colors (red + green = yellow, red + green + blue = white, etc.).

The other type of RGB monitor can accept analog inputs. That is, the level of each color can be varied continuously, to produce a near infinite range of brightness levels and colors. This sort of monitor is rare in microcomputer circles, since most of the computers in use have only logic-level RGB outputs or analog composite video outputs.

Chromatic Aberration

Image quality is also affected by the design of the color CRT itself. Unlike a monochrome tube, which only uses a single electron beam, a color CRT uses three beams, one for each color. The luminance and sync signals are common to all three; the signal level to each electron gun is controlled separately.

Ideally, each electron beam excites only the phosphor (red, green or blue)

associated with it and does not overlap to an adjacent phosphor element of a different color. Any such overlap will produce image misregistration, with the resulting chromatic aberration causing a reduction in the sharpness of the image.

While the three electron beams originate from what is essentially a common point, the locus of their common focus is a hemisphere centered on the center of the beam sweep. The CRT screen, however, is not hemispheric, but, rather, flat. As a result (See Fig. 5), when the electron beam trio is swept across the screen, its focus changes from sharper at the center of the CRT to less sharp at the extremes of the sweep. In a monochrome environment, this loss would simply mean poor focus, but in a color tube, the diverging beam also means that phosphors other than those intended to be excited will be. The resulting image will be blurry and suffer from chromatic aberration.

To ensure that each of the three electron beams strikes only its intended color phosphor, many CRTs use what is called a "shadow mask," a screen-sized sheet of metal with holes corresponding to the phosphor element positions mounted closely behind the phosphor layer. The shadow-mask holes and the paths of the electron beams are arranged so that each beam passing through a hole can impinge only on its own phosphor.

Obviously, if there is any misalignment, a phenomenon known as "misconvergence" occurs, and the wrong phosphor elements are excited. The result will be color fringing and possibly other types of chromatic aberration.

Compare the 4.2-MHz bandwidth of a TV receiver with the bandwidth of approximately 30 MHz of a good monitor, its superior convergence system, and closer-tolerance components, and you can see the superiority of a dedicated broadband monitor.

Some low-cost composite video monitors that also accept the NTSC standard 4.5-MHz FM audio signal are simply TV receivers without tuner or i-f sections, and their displays are not much (if at all) better than those of the receivers themselves.

Fortunately, the trend today is away from these "converted" receivers, which should not be confused with true monitors that have built-in baseband audio amplifiers. In the case of the latter, the audio system does not limit the bandwidth of the video section.

Sign Off

And there you have it. Not *everything* there is to know about monitors, but probably enough for you to appreciate what is going on in front of your eyes when you are using your monitor. ♦

The Radio Shack Image (Continued from page 71)

in the marketplace.

That same year the immensely popular Model III became the CP/M- and TRS-DOS-operated Models 4 and 4p (p for portable), and the color computer was replaced by a smaller more powerful sibling that was fully compatible with its predecessor. It was called the Color Computer 2. The Tandy 2000 was also announced.

The 2000 was the first Tandy machine to appear without the Radio Shack label. It, like most Tandy computers, had many innovations. It was the first true 16-bit MS-DOS computer. It sold for half the price of an IBM PC and ran three times faster. It featured finer screen resolution, a denser disk storage structure, and Intel's highly touted 80186 CPU. The computer and business press treated it to front-page features and flashy covers. But like the Model 16 before it, the Model 2000 was released with good specs but little software. And like every Tandy machine before it, it was destined to fall prey to an antique and inappropriate marketing system. It

took Tandy seven years between its first computer in 1977 and the 1984 model to learn that one cannot effectively deliver a high-tech sales pitch in a medium designed to sell 79-cent batteries.

Tandy's underserved image problem is probably more Dick Cavett's fault than anyone else's. Cavett may have been Apple's slickest move. Regardless of whether or not he sold computers for Apple, he did set the tone for how computers should be sold, or at least he established a perception of how they should be sold. On the other hand there was Tandy Corp. and its army of Radio Shack stores as numerous as McDonalds. But those neighborhood depots of batteries, wires, and radio-controlled cars just could not compete with Cavett's slick image of Izods and deck shoes. It really is strange because Radio Shack's computer product fit its inventory very well.

The executives at Tandy Corp. probably thought so too. They remained resolute and announced the latest and greatest piece of computer gear in four-color

newsprint flyers. They continued to sell computers, but began to lose the image war. With profits rolling in and new competition seemingly taking more direct aim at Apple, Radio Shack sales skyrocketed. The competition had to fight for shelf space, Radio Shack didn't—they had all those stores. The competition's future depended on a one- or two-product line, Radio Shack had hundreds of items. If the computer business went bust the next day, Radio Shack would still be around while Apple and the rest would be memories. In short, Radio Shack could afford to stay out of the street fight and enjoy its success.

But with that security came short sightedness. The computer buyer began to change from the original electronic hobbyist to the general public. Radio Shack could no longer depend on its established customer base for continued growth.

What has evolved at Tandy is a much clearer awareness of the target customer. While Tandy executives remain confi-

The Radio Shack Image (Continued from page 79)

dent of the high quality of their products and their ability to price competitively, they have taken off the blinders and adopted some new ideas about computer buyers.

David Frager, the person responsible for the TRS-80 Models 4 and 4p and Tandy 1000, states the company's idea behind selling a computer product: "We determine what kind of product is needed in the marketplace, decide what price will work, and then design a machine to fit those parameters. If it doesn't fit, most likely we won't produce the machine."

That approach is a spruced-up version of the one Tandy Chairman and CEO John Roach spoke of when he set out to have invented what became the TRS-80 Model I. Roach, a Fort Worth native, has been involved with the company's microcomputer activities from the start.

In 1975 Roach was a manufacturing executive at Tandy. Previously he had been a data processing manager. Through the company's Radio Shack stores, Tandy had been selling approximately 75 different printed circuit board kits. Roach's fascination with the capabilities of the kits was matched by that of the buyer responsible for that line of product.

During a trip to Silicon Valley to speak with people at National Semiconductor about new CB radio technology and telephones, Roach asked a few questions about computer chip technology. Steve Leininger, an NS consultant brought in to speak to Roach mentioned a nearby retail computer store called the Byte Shop.

Later that day, Roach visited the Byte Shop. It was filled with pc boards and chips. Leininger showed up at the store, the day's previous conversation was resumed, and Leininger's address and phone number were taken.

By June 76 Leininger was a Tandy employee and charged, by Roach, with coming up with a retail microcomputer. "The big problem," Roach called, "was the price seemed too high." At that point, Radio Shack had never sold anything over \$500. Roach smiles at that.

Off by himself, Leininger designed and redesigned his project for about six months. "To give you an example of how we tried to keep the cost down, we decided to paint the units Mercedes silver because it was the only color you could get a halfway decent monitor in without having to pay extra. We got a paint sample from the monitor and matched the color for the computer cases."

Toward the end of 1976, a mock-up was completed.

"When we showed it to Lewis Kornfeld, who was then president of Radio Shack, we had it on a table. The boards were underneath and a reasonable facsimile of the unit was on top.

"Charles Tandy happened to drop by that day. We asked him to look at it. He just smiled and laughed." He told Roach to go ahead and build 1000 of them, explaining that maybe they'd be able to sell them, and if not, the publicity would be good. Later, to get the cost per unit down, Kornfeld approved a total production of 3000 computers.

In January 1977, Leininger began the final digital design. Roach, fearing Leininger's work would be useless without software, was not pleased with the slow progress on the part of the software contractor and doubted that the BASIC would ever be delivered. So Leininger took on the additional task of writing the BASIC. Time began to put pressure on Roach and Leininger. "Commodore was making noise about its 495 PET and speculation had TI coming in and stealing the show at any minute.

I was scared to death it wouldn't be marketable.

"By the end of June we had between 50 and 100 prototypes built. I brought one home and wrote a few game programs and such. My own quality control. And a bug showed up," Roach said. Many sleepless nights later the bug was discovered.

"I was scared to death it wouldn't be marketable," Roach remembers, "But then, in the spring of '77, we went to the West Coast Computer Faire. Thirteen thousand people paid something like \$13 a head to get in. You could see all these people lined up outside the building. You get the feeling there was more than a casual interest in computers.

"After that we increased our commitment to 6000 units, and on August 3, 1977 we introduced the TRS-80 microcomputer in New York to a rather giant yawn. The media weren't interested. Someone had blown something up in New York that day, which was more interesting to them."

Nonetheless, the orders began to come in. The 6000 units went fast, Radio Shack stores were taking deposits on

units that were back-ordered 60 days and more. "We'd thought we'd done something," Roach said, "We'd never had anything on back order before. My daughter and I went out to the factory one Saturday and helped put them together." He turned his chair around to face the floor-to-ceiling window in his office and pointed at a brick building in the distance just outside of the Fort Worth city limits. "That's where we made them." The 1000 is also Texas-made.

Ron Stegall takes the concept two or three steps farther. Stegall places weight on what the public expects in after-sales support. To that end Tandy vows to respond quickly to customer service needs. In Fort Worth, they have doubled the number of incoming WATS lines, and correspondingly the amount of support staff answering the phones, to handle questions from Radio Shack employees. "We have to make sure our people aren't sitting on the phone waiting for help.

Customer service is Tandy's newest target area. Stegall says Radio Shack stores are so widespread that, "We'll always be the best in Pocatell, Idaho. We're working on being the best in New York and Boston.

"The customer sets the parameters of what customer service is. If 24-hour turnaround isn't good enough—and sometimes problems can't wait that long—we'll have to be able to provide while-you-wait servicing."

Although Tandy has been selling telephones for many years, it has been moving rapidly into the business phone market. Without a high-quality service and installation capability Stegall doesn't feel Tandy would have a chance. "Our computer service centers will expand with our involvement in the phone business. For computer repair we're using as a criterion the level of service needed to compete in business telephone sales." To Stegall that means easy-access repair centers, pick up and delivery of equipment, guaranteed 24-hour turn-around, and while-you-wait service whenever the customer requests it. ◇

Tandy 1000 (Continued from page 71)

blocks off (in 15-minute increments) periods of the day you have scheduled appointments for. The calendar also alerts you to conflicts of double booking by filling in exclamation points in a disputed time slot.

Back to the main menu: Because I en-

AHEAD OF ITS TIME

SAVE UP TO 50% ON THE FUTURE OF MICROCOMPUTING...

CREATIVE COMPUTING has been ahead of its time, trail-blazing new applications and evaluating the newest releases in hardware, software and peripherals for microcomputers. We're the #1 Computer magazine, not because we're 10 years old, but because we've kept our fingers on the pulse of microcomputing and our eyes on the future!

• CREATIVE COMPUTING predicted the development and use of portable computers when mainframes and punchcards were the only industry standards!

• CREATIVE COMPUTING predicted the use of micro-

computers in the classroom before the first system was ever sold!

• CREATIVE COMPUTING has covered the controversies surrounding data security, personal privacy, computer abuse and ergonomics before privacy laws and keyboard design became real ties!

AND CREATIVE COMPUTING WILL NOT REST ON ITS

LAURELS! In future issues we will bring you to the forefront of the latest controversies, product releases and predictions that are shaping the microcomputing industry.

• Will organic chips

replace silicon chips in your system?

• How will the technology of Japan change microcomputing?

• How will the Fifth Generation, the most advanced Artificial Intelligence Project, affect you?

Make computing an exciting and vibrant science with the applications, predictions and evaluations the computer world has turned to for over ten years—

CREATIVE COMPUTING!
KEEP YOUR FINGER ON THE PULSE OF TOMORROW... SUBSCRIBE TO CREATIVE COMPUTING TODAY!

Creative Computing YES!

I want to stay ahead of the times! Please accept my subscription to CREATIVE COMPUTING for:

☐ 9 issues for \$9.97. SAVE 47%!

☐ 12 issues for \$12.97. SAVE 48%!

☐ 24 issues for \$24.97. SAVE 50%!

Savings based on full one-year (12 issues) subscription price of \$24.97.

Check one: ☐ Payment enclosed ☐ Bill me later

Charge my: ☐ American Express ☐ Visa ☐ MasterCard

Card No. _____ Exp. Date _____

Mr./Mrs./Ms. _____ please print full name

Company _____

Address _____

City _____ State _____ Zip _____

Add 40¢ per issue in Canada, 80¢ per issue in all other countries.
Please allow 30 to 60 days for delivery of first issue. CE8Z086




FANTASTIC COMPUTER PRINTER SALE!!!

COM-STAR T/F

Tractor
Friction
Printer

only \$ **169****



COM-STAR

- Lowest Priced, Best Quality, Tractor-Friction Printers in the U.S.A.
- Fast 80-120-160 Characters Per Second • 40, 46, 66, 80, 96, 132 Characters Per Line Spacing
- Word Processing • Print Labels, Letters, Graphs and Tables • List Your Programs
- Print Out Data from Modem Services • "The Most Important Accessory for Your Computer"

** DELUXE COMSTAR T/F 80 CPS Printer — \$169.00

This COMSTAR T/F (Tractor Friction) PRINTER is exceptionally versatile. It prints 8 1/2" x 11" standard size single sheet stationary or continuous feed computer paper. Bi-directional, impact dot matrix. 80 CPS. 224 characters. (Centronics Parallel Interface).

Premium Quality 120-140 CPS 10" COM-STAR PLUS+ Printer \$249.00

The COM-STAR PLUS+ gives you all the features of the COMSTAR T/F PRINTER plus a 10" carriage, 120-140 CPS, 9 x 9 dot matrix with double strike capability for 18 x 18 dot matrix (near letter quality), high resolution bit image (120 x 144 dot matrix), underlining, back spacing, left and right margin settings, true lower decenders with super and subscripts, prints standard, italic, block graphics and special characters. It gives you print quality and features found on printers costing twice as much!! (Centronics Parallel Interface) (Better than Epson FX80). List \$499.00 SALE \$249.00

Premium Quality 120-140 CPS 15 1/2" COM-STAR PLUS+ Business Printer \$349.00

Has all the features of the 10" COM-STAR PLUS+ PRINTER plus 15 1/2" carriage and more powerful electronics components to handle large ledger business forms! (Better than Epson FX 100). List \$599 SALE \$349.00

Superior Quality 10" COM-STAR+ H.S. HIGH SPEED 160-180 CPS Business Printer \$369.00

This Super High Speed Com-Star+ Business Printer has all the features of the 10" COM-STAR+ PRINTER with HIGH SPEED BUSINESS PRINTING 160-180 CPS, 100% duty cycle, 8K Buffer, diverse character fonts, special symbols and true decenders, vertical and horizontal tabs. A RED HOT BUSINESS PRINTER at an unbelievable low price (Serial or Centronics Parallel Interface) List \$699.00 Sale \$369.00.

Superior Quality 15 1/2" COM-STAR PLUS+ H.S. High Speed 160 - 180 CPS Business Printer \$469.00

This Super High Speed COM-STAR+ 15 1/2" Business Printer has all the features of the 10" COM-STAR BUSINESS PRINTER with 15 1/2" Carriage and more powerful electronic components to handle larger ledger business forms! Exclusive bottom feed. (Serial Centronics Parallel Interface) List \$799.00 Sale \$469.00

Olympia

Executive Letter Quality DAISY WHEEL PRINTER \$379.00

This is the worlds finest daisy wheel printer. Fantastic Letter Quality, up to 20 CPS bidirectional, will handle 14.4" forms width! Has a 256 character print buffer, special print enhancements, built in tractor-feed (Centronics Parallel and RS232C Interface) List \$699 SALE \$379.

• 15 Day Free Trial - 1 Year Immediate Replacement Warranty

PARALLEL INTERFACES

For VIC-20 and COM-64 — \$49.00 For Apple computers — \$79.00 Atari 850 Interface — \$79.00 For ALL IBM Computers — \$89.00

Add \$14.50 for shipping, handling and insurance. Illinois residents please add 6% tax. Add \$29.00 for CANADA, PUERTO RICO, HAWAII, ALASKA, APO-FPO orders. Canadian orders must be in U.S. dollars. WE DO NOT EXPORT TO OTHER COUNTRIES.

Enclose Cashiers Check, Money Order or Personal Check. Allow 14 days for delivery. 2 to 7 days for phone orders. 1 day express mail!

VISA—MASTER CARD—We Ship C.O.D. to U.S. Addresses Only

PROTECTO ENTERPRIZES (WE LOVE OUR CUSTOMERS)

BOX 550, BARRINGTON, ILLINOIS 60010
Phone 312/382-5244 to order

COM-STAR PLUS+
Print Example:

**ABCDEFGHIJKLMNOPQRSTUVWXYZ
ABCDEFGHIJKLMNOPQRSTUVWXYZ 1234567890**

NEW 128K —MEGA BYTE DUAL DISK DRIVE—80 COLUMN

COMPUTER SYSTEM SALE!

HOME • BUSINESS • WORD PROCESSING



LOOK AT ALL YOU GET FOR ONLY **\$895.**

① B128 COMMODORE 128K 80 COLUMN COMPUTER	LIST PRICE
② 4023 - 100 CPS - 80 COLUMN BIDIRECTIONAL PRINTER	\$ 995.00
③ 8050 DUAL DISK DRIVE (over 1 million bytes)	499.00
④ 12" HI RESOLUTION 80 COLUMN MONITOR	1795.00
• BOX OF 10 LORAN LIFETIME GUARANTEED DISKS	249.00
• 1100 SHEETS FANFOLD PAPER	49.95
• ALL CABLES NEEDED FOR INTERFACING	19.95
	102.05

TOTAL LIST PRICE \$3717.95



PLUS YOU CAN ORDER THESE BUSINESS PROGRAMS AT SALE PRICES

	LIST	SALE		LIST	SALE
Professional 80 Column			Payroll	\$149.95	\$99.00
Word Processor	\$149.95	\$99.00	Inventory	\$149.95	\$99.00
Professional Data Base	\$149.95	\$99.00	General Ledger	\$149.95	\$99.00
Accounts Receivable	\$149.95	\$99.00	Financial Spread Sheet	\$149.95	\$99.00
Accounts Payable	\$149.95	\$99.00			

PRINTER REPLACEMENT OPTIONS

(replace the 4023 with the following at these sale prices)

	LIST	SALE
☆ Olympia Executive Letter Quality Serial Printer	\$699.00	\$399.00
☆ Comstar Hi-Speed 160 CPS 15 1/2" Serial Business Printer	\$779.00	\$499.00
☆ Telecommunications Deluxe Modem Package	\$199.00	\$139.00

15 DAY FREE TRIAL. We give you 15 days to try out this SUPER SYSTEM PACKAGE!! If it doesn't meet your expectations, just send it back to us prepaid and we will refund your purchase price!!

90 DAY IMMEDIATE REPLACEMENT WARRANTY. If any of the SUPER SYSTEM PACKAGE equipment or programs fail due to faulty workmanship or material we will replace it IMMEDIATELY at no charge!!

Add \$50.00 for shipping and handling!!
\$100.00 for Alaska and Hawaii orders.
WE DO NOT EXPORT TO OTHER COUNTRIES

Enclose Cashiers Check, Money Order or Personal Check. Allow 14 days for delivery, 2 to 7 days for phone orders, 1 day express mail!! We accept Visa and MasterCard. We ship C.O.D. to continental U.S. addresses only.

PROTECTO
ENTERPRIZES (WE LOVE OUR CUSTOMERS!)

BOX 550, BARRINGTON, ILLINOIS 60010
 Phone 312/382-5244 to order

Circle No. 40 on Free Information Card

Tandy 1000

(Continued from page 80)

tered the correct date and time when I booted DOS, the calendar automatically oriented itself to that information. So at the main menu and DeskMate opening screen, the calendar page at the top left showed the date in reverse video, and the listing of events showed all alarm appointments. As the day progressed, the calendar deleted the day's passed appointments and readied itself for the next ones.

The potential uses for time management through effective use of the calendar program are equaled by the versatility of Mail. In this mode, DeskMate has the ability to turn the Tandy 1000 into a host station for a modem-based local area network setup. At its simplest, Mail can be used to create messages to be sent via Telecom or to store messages received. Messages picked up during automatic log-on will be left in Mail. But, when Mail is functioning in its Host mode, it can become a message center allowing other people, via their own systems, to log-on to your 1000 and pick up or drop off messages, including those from other remote users. The potential for use in interoffice, branch office-to-

branch office, friend-to-friend, or within a private organization is staggering.

The Mail system is password-protectable. If Mail were set up so that a user away from a computer wanted to send notes to a home system, anyone who knew the system was live might be able to log-on and peruse the system. Because of a very flexible password system, the host user can lock others out either completely or selectively, allowing for as much privacy as the host user desires.

IBM-clone manufacturers have bombarded the market with a wide array of choices, offering varying degrees of compatibility and features. With the 1000, Tandy has chosen to compete in the PC-standard marketplace in pricing. Hardware reliability and convenient servicing have characterized the company even before the microcomputer's mass retail birth in 1977. By combining these two attributes with the right machine at the right price, Tandy may re-emerge as a powerful competitive force in the microcomputer marketplace. ◇

Princeton Graphic

(Continued from page 36)

The Scan Doubler board achieves the higher resolution by writing each horizontal line twice in succession (it does not use an interlace technique). The result is a screen display that has twice the vertical resolution and is flicker free. There are, however, still just 640 × 200 addressable dots.

Of course, the high-resolution output of the Scan Doubler would be wasted without a special high-quality monitor to send it to. This monitor is the SR-12, which operates only from the output of the Scan Doubler. The SR-12 features 0.31-mm dot pitch, a 25-kHz bandwidth, an etched black matrix CRT, and the capability of supporting 16 colors and up to 690 × 480 dots in a noninterlaced mode. The screen size is 215 mm × 160 mm.

When you add the Quadcolor II board to the system to get the optimum configuration, you can place 16 different colors on the screen at once in the high-resolution mode. Additionally, the Quadcolor II board comes with software to enhance IBM BASICA and allows you to use the normal BASICA graphics commands with the extended parameters it offers. The enhanced BASIC is called BASICQ.

Software

A problem of using the SR-12 with the

Specifications

Product: SR-12 Monitor
Mfr: Princeton Graphic Systems
 170 Wall St.
 Princeton, NJ 08540
Dimensions: 15.3"W × 15.1"D × 11.0"H
Weight: 29 lb
Price: \$799
Interface: Scan Doubler board (\$249)
Features: 690 × 480 resolution, 16 colors, 25-kHz bandwidth, 0.31-mm dot pitch, etched black matrix CRT

Quadcolor boards is that almost no software supports this configuration. Normally, graphics software uses the IBM PC's medium-resolution mode, which is 320 × 200 dots in four colors. This kind of software can be displayed on the SR-12, but the resolution will be 320 × 400 dots.

One software program that does take advantage of the Quadcolor boards is Dr. HALO from Media Cybernetics (Takoma Park, MD). It is an icon-driven paint package that works with mouse, joystick, digitizer, touchpad, or keyboard.

User Comments

The SR-12 monitor, with the Scan Doubler board, provides a vast improvement over the usual IBM PC color graphics display. Images on the SR-12 are filled in completely with color with none of the grainy texture found on normal IBM PC displays. Color is bright and attractive, and with the Quadram boards 16 different colors can be integrated on the display.

Those who have been doing word processing with an IBM PC and color graphics board would appreciate the text quality of the SR-12 system, even though it falls short of the IBM monochrome display.

Conclusions

The SR-12 monitor and Scan Doubler board offer a quantum improvement over the normal IBM PC color graphics display. In order to take full advantage of the system, however, you will want to use it with the Quadcolor I and II boards. Since special software is needed to exploit this configuration, most times you'll either have to write your own or settle for less. The true power of this system won't be evident until a greater variety of software becomes available for it. Until that time the expense may not justify the results. ◇

COMPLETE YOUR LIBRARY OF Computers



Add to your COMPUTERS & ELECTRONICS collection today. Make your personal library complete and authoritative with any issues you may be missing.

Copies are available for issues published during the last twelve months—be sure to specify the issues you want. If a particular issue is out of stock, your payment will be refunded promptly.

Back issues of COMPUTERS & ELECTRONICS are priced at \$4.00 each, postpaid. Outside USA, \$5.00 each.

COMPUTERS & ELECTRONICS MCB
 CN 1914 Morristown, NJ 07960
 Please send issues of
 COMPUTERS & ELECTRONICS listed below:

Issue	Qty.	Unit Price	Total Price
Payment Enclosed			\$

Mr./Mrs./Ms. _____
 (print full name)

Address _____

City/State/Zip _____

Data Compression

(Continued from page 68)

The Development of the Concepts

Data compression is as old as the telegraph. Telegraphs that transmitted text characters electrically may first have been used in Germany quite early in the 19th century. However, a telegraph that included a complete system for the economical transmission of text messages was invented (and more important, then developed) by Samuel F. B. Morse. Morse built a whole business around the goal of message transmission. He decided to base his charges on message word counts. Then, he designed a procedure to minimize the time required to send a message. (He assumed, correctly, that the service would be very popular and would be heavily loaded, with transmission line capacity being the limiting factor.) His procedure, of course, was "Morse code."

A clever feature of Morse's code is that it exploits the letter-frequency characteristics of the English language. By and large, the most commonly used letters in English have the shortest encodings. For example, the letter "e" is used more often than any other, and it is the shortest symbol in Morse, consisting of a single "dot." In contrast, the Morse encodement of the infrequently used "q" is "dash-dash-dot-dash," which takes 13 times longer to send than the dot for "e."

Now, Morse was very clever, but he wasn't entirely scientific or mathematical in his approach. There is a better way, and he missed it. (But then, so did everybody else until around 1950.) This better way involves using a Huffman code, which generalizes and formalizes the concept of letter frequencies. It is particularly well-suited to computers.

What Data Compression Programs Do

The public domain program SQ.COM incorporates a Huffman code for shortening the number of bits required to represent text. (It also gives special treatment to repeating sequences of characters.) Overall, SQ typically is able to "squeeze out" about 40% or so of an original ASCII file.

Its decompression counterpart, USQ.COM ("USQ" for "UnSqueezer") takes files produced by SQ.COM and restores them to their original ASCII format, bit-for-bit.

Both SQ and USQ work quite well. They are easy to use; they are reliable; and their documentation is more than adequate. Their author, Dick Greenlaw, did an excellent job.

If you're tight on storage space and need SQ/USQ, then chances are excellent that you are also short of directory

space and are limited in the number of files you can create (unmodified CP/M 2.2 is limited to 64 directory entries). Accordingly, you also want the LU (Library Utility) program along with its suite of related programs.

LU and its relatives allow you to package a collection of separate files into a single "library" file with its own embedded (sub)directory. The files may be compressed or not. The related programs allow you to load and execute a .COM file embedded in a library, to type a compressed library subfile, and so on. LU also has the side benefit of conserving disk space; short files waste much less space when in library files than when they are stored on an individual basis. All in all, this software is valuable, well worth tracking down.

How Data Compression Works

Suppose that we are dealing with a stream of characters represented by 8-bit bytes (which is how ASCII text is actually stored in your computer). In principle, any single byte could contain one of 256 possible values, shown here in 8-bit binary:

00000000	0
00000001	1
00000010	2

11111110	254
11111111	255

In practice, however, ASCII files consist of text and/or numbers and/or special characters, like "\$." Even counting letters twice (for upper and lower case), we get along very nicely with a total of only 96 symbols to be represented.

Indeed, a rudimentary compression scheme would simply express the 96 codes actually used not with 8 bits, but with only 7 bits (which allows for 128 possibilities).

But this method saves us only 1 bit in 8, or 12.5%. We can do better than this—much better—if we assume that we are dealing with text, because we can exploit the idea of letter frequencies.

We'll invoke Pareto's law, named after the Renaissance Italian mathematician who formulated a rule about relative frequencies of things in human events. He noticed that 80% of the revenue of a typical business tended to be generated by 20% of its customers, 80% of its inventory value was tied up in 20% of the inventory items, and so on.

Well-known as the "80/20 rule," this idea has inestimable value to business-

people and managers. The philosophical importance of the 80/20 rule is that if you do a good job on 20% of the issues, you will be solving 80% of your problems. (Whence the phrase "80% solution.")

Applying Pareto's law to text compression, if we do a good job of compressing the 20% of characters that make up 80% of our text, then the overall scheme very likely will be reasonably efficient, even if no attempt is made to optimize for the relatively infrequent characters that make up the remaining 80% of the possible characters.

To a first approximation, the four most commonly encountered symbols will be, in decreasing order of frequency:

(space)	most common:
e	second:
t	third:
a	fourth:

Ignoring for the moment how to encode all the other characters, we will encode just these four, in binary, as follows:

(space)	1
e	01
t	001
a	0001

This is a variable-length code. The first bit tells us whether the symbol being represented is "space." If it isn't "space" (first bit isn't 1), then the second bit tells us whether it's "e." If it isn't "e" (second bit isn't 1), then the third bit tells us whether it's "t" . . . and so on through all the characters of interest, in order of decreasing frequency.

This code works neatly. If we assume that for English text the average word length is five characters, then every sixth character or so will be a space. Thus about 1/6, or 17%, of our characters will be represented by a single bit instead of 8 bits.

The letter "e" will not be as common as "space," but we still will require only 2 bits to express it (rather than 8), so we're still way ahead.

Now it is easy to see that we could extend this idea indefinitely, taking 5 bits for the 5th most common character, 6 bits for the 6th most common, and so on.

However, it also seems intuitively clear that, at least for English text, it would be dumb to use 9 bits to represent the 9th most common character, given that we can represent any character at all with just 8.

Evidently, at some point we need to change gears and deviate from a strict

Data Compression

(Continued from page 85)

Huffman code. In fact, let's make the changeover point 4 bits, just as outlined above. Now the encodement for anything except "space," "e," "t," or "a" will begin with 0000.

Now for a crucial trick:

After 0000, let's always use all of the next 4 bits to represent a single character. In those next 4 bits we can express 16 possible values. Let's use 15 of those 16 values to represent the 5th through 19th most common characters.

What about the 16th possible 4-bit value? We'll use it as an "escape code." Let's say that the escape code is 0000. Then whenever we see 0000 (not "space/e/t/a") followed by another 0000, we have a signal that whatever is to be represented is not one of the 19 most common characters.

How shall we represent lower-frequency characters? By Pareto's law we might as well represent such infrequent characters with their real full 8-bit codes. Such situations occur sufficiently infrequently that they are not worth optimizing.

To summarize: We use anywhere from 1 to 4 bits to represent each of the four most common characters. For any of these characters the win is big, a saving of anywhere from 4 to 7 bits (when compared to a full 8-bit ASCII code).

We use 8 bits to represent the 5th through 19th most common ones. Here there is no win, but no loss either.

Finally, we use 16 bits (0000 followed by 0000 followed by a full 8-bit code) to represent everything else. Using these, of course, is tremendously inefficient when we consider such characters by themselves. But when we look at the overall statistics, we win big (1-4 bits) much more often than we lose big (16 bits).

Now let's add one more level of complexity for dealing with repetitious sequences of a given character. Instead of using one escape code, let's use two. The first escape code has the meaning earlier described. The additional escape code is for repetition. It means: Take the next 4 bits as a count; take the 4 bits after that as a Huffman code (with the option to expand to 8 or 16 bits as necessary).

This works well for lengthy repetition sequences of the same character, typically spaces. (For short sequences it would be better to encode the spaces as a short sequence of 1's.)

The overall scheme will win only if the four most common characters drastically dominate the actual letter frequencies. Fortunately they do. In fact, the frequencies are so biased in favor of the four most common characters (or repeated spaces) that the resulting "bit stream"

tends to be around half the length of the original stream of 8-bit ASCII characters.

Adaptive Encoder Program

The length will be halved for most English text, but it may not be true for other languages or for other applications (such as storing program source files). We can get around this limitation by building an "adaptive encoder" program that will work with any ASCII file.

The adaptive encoder would make two passes over the ASCII file to be compressed. During the first pass it would read the file, building a table of the 256 possible ASCII byte values and counting the number of times each value occurred in the original ASCII file.

The encoder then would select the four most common values and assign them to the four variable-length codes. The next 14 characters that appeared most frequently would be assigned to the set of 8-bit codes. Finally, all the remaining characters would be assigned to the set of 16-bit codes.

Armed with the actual frequency of occurrence of each character, during the second pass the encoder would create its output file, making the substitutions decided upon at the end of the first pass.

Note that the file doesn't have to be English text. It could be any language. For that matter, it could even be business data consisting mostly of spaces and numbers. The adaptive encoder will simply observe the relative frequencies of the various characters and decide on the most efficient encoding scheme.

All that matters is that the distribution of character occurrences be highly "skewed," with a few characters drastically outweighing all of the others in frequency of occurrence.

The decoding (decompression) process is equally straightforward. The only complication is that the decoder must agree with the encoder as to the meaning of each of the symbol types (variable-length, 8-bit, 16-bit). This agreement is reached by having the encoder record its substitution table at the front of the encoder's output file. The decoder reads this table and decides what the decoding rules are before reading (and expanding) the compressed information itself.

Other Issues

The encoder's output file will usually be significantly shorter than the original input file. I say "usually" because there are two circumstances under which the output file could actually end up being longer than the input file.

If the four most common byte values

are not drastically more common than all the others, then the output file will be longer than the input file. The "something else" values will be too frequent (an almost certain occurrence if the file being compressed is an executable binary program file. For highly technical reasons such files are nearly pseudo-random, with few outstandingly frequent unique byte values).

Also, the encoder's substitution table takes up a certain amount of space in the output file. If the input file were very short, the combination of frequency table and encoded data could be longer than the input data, even if that input data were otherwise compressible ASCII text.

The compressed file is extremely sensitive to error because with variable-length Huffman coding there no longer is a one-to-one relationship between bytes in the original data and bytes in the compressed file. The corruption of even a single data bit can wreck the file.

For example, consider the word "at," encoded as described above:

```
0001001xxxxxxxxxxxxxxxxxxxxx
a t remainder of text
```

If the fourth bit is "dropped" and thereby changed to zero, the decoder will not have "seen" the original "a." In fact, it will overrun the "t" because of the rule that says "if you see 0000, then take the next 4 bits as . . ."

The decoder is now hopelessly desynchronized with respect to the original input. It will, in fact, expand the remainder of the bit stream to gibberish.

For reasons of this nature, military and commercial communication and storage systems that employ data compression schemes invariably incorporate an error-correcting scheme to ensure integrity of the compressed data.

Interesting Reading

An excellent treatment of both Huffman codes and error correction is given in Richard Hamming's *Coding and Information Theory* (Prentice-Hall, 1980).

You should be aware that this marvelous book requires a good grounding in algebra and probability theory. The mathematics is unavoidable, but if you can cope with it, the book provides a valuable overview of information theory and its important major subtopics. Unlike most writers in the field of error correction, Hamming aspires to educate readers rather than to "snow" them. He succeeds, but you have to work with him—there is no "royal road." ◇

Microprocessors in Cars

(Continued from page 77)

kets a Voice Warning System that is based on National Semiconductor Corp.'s MM54104 Digitalker voice chip. Besides the chip, two 64K ROMs and a custom microprocessor are included. Most gauges and indicator lights may be attached to the system, which can monitor up to 14 functions, like seatbelt connections and engine temperature.

Chrysler got into speech synthesis in its 1983 top-of-the-line cars. It used Texas Instruments' TMS5110A voice-synthesis processor. The system spoke 11 messages. However, some of them, like, "Please fasten your seatbelts. Thank you." proved to annoy the occupant. This year's model has a switch that will disconnect the voice system and send the messages to the driver through tones and visual prompts.

Though satellite navigation may be a bit futuristic, more down-to-earth efforts are taking shape. Honda has an internal navigation system that consists of a 6" CRT, a 16-bit microprocessor, an eight-pole magnetic rotary Hall-effect IC pickup mileage sensor, and a gas-rate gyro sensor.

The mileage sensor emits electric sig-

nals via a pulsing system that functions according to tire revolutions.

The gas-rate gyro sensor is composed of a piezo-vibrator pump for circulating helium gas, a nozzle for injection of uniform helium gas, and two hot wires for sensing any deviation of injected gas flow.

When the car is moving straight ahead, helium gas hits both hot wires uniformly, keeping them at the same temperature. When the car turns, the gas flows differently, producing a temperature difference, which is reflected as a change in power output.

The microprocessor thus calculates the car's present location and displays the traveled course, present location, and forward direction of the car on the CRT, which is used with map overlays.

The Europeans have done something similar at Volkswagen with semiconductor manufacturer Siemens' Autoscout system. This system, which is now undergoing trials, uses both on-board devices and roadside sensors and transmitters.

In the basic system, a driver keys into a dashboard-mounted, microprocessor-

based system the present position and destination coordinates as obtained from a map. A magnetic-field sensor in the car registers the angle between the vehicle's longitudinal axis and the earth's magnetic field.

Using this coordinate data, angle information, and distance pulses from the speedometer, the system continuously figures out and displays the destination on the dashboard's LCD. The direction is indicated by an arrow on a compass-like LCD. The particular road to take to reach the destination is left to the driver.

In the more advanced guidance mode, the system tells the driver the best way to reach the destination. For this, the system relies on infrared (IR) transmitters installed on traffic lights at major intersections. These IR beacons continuously spill out a stream of data pertaining to all major roads in a certain part of the city or rural area. When the car approaches a beacon, an IR receiver on the windshield picks up the data and feeds it to the dashboard system. The latter picks out and processes only that part of the data that it needs to guide the driver to the destination. ◇

Wizard of Ease.

Easy user.

Letter Wizard is an ideal word processing program for even the most serious wordsmith in your family. It boasts a spelling checker and compatibility with all popular printers. Nice thing is, commands are a whiz to learn and perform.

Easy writer.

Compose and edit right on the screen. At the stroke of a key, you can move, delete, insert, search and replace words and paragraphs like...well, magic.

Easy speller.

Letter Wizard includes a spelling checker which allows easy in-line corrections of over 33,000 words. And you can even create custom dictionaries of your own special words. Have we got you under our spell yet?

Letter Wizard™ is a trademark of Datasoft, Inc. © 1984. © 1984 Datasoft, Inc.



Easy buyer.

OK, a powerful program like this must cost a powerful lot of money, right? Stuff and nonsense. Even though Letter Wizard offers more than most, it costs less than most. And that's no voodoo.

For Commodore 64, Apple II and Atari systems.

**Letter Wizard™ with
Spelling Checker
by
Datasoft®**

Datasoft, Inc., 19808 Nordhoff Place,
Chatsworth, CA 91311 • (818) 701-5161

Circle No. 70 on Free Information Card

PERSONAL ROBOTS CHARACTERISTICS AND SOURCES

TURTLES

Fred: This advanced turtle talks, moves and draws under LOGO or manual control. \$400.

Androbot, Inc.
101 E. Daggett Dr.
San Jose, CA 95134
408-262-8676

Zeaker: A medium-function device, the Zeaker can be controlled through the printer port of most computers and is supplied with "learning algorithm" software. \$300.

D&M Computing, Inc.
PO Box 2102
Fargo, ND 58102

Memocon Crawler: Computer or manually controlled, the Crawler is a nongraphics turtle in kit form. \$79.95

Stock Model Parts
54 S. Denton Ave.
New Hyde Park, NY 11040
516-328-0200

Armadillo: A lower-function teaching tool, it has touch sensors and graphics ability. Kit \$195, assembled \$350.

Feedback, Inc.
620 Springfield Ave.
Berkeley Heights, NJ 07922
201-464-5181

Tasman and Tot: A two-member family of turtles that spans a low to high level of functions. Both devices feature LOGO-oriented graphics capabilities. Tasman \$1250, Tot \$250.

Harvard Associates
260 Beacon St.
Somerville, MA 02143
617-492-0660

Scorpien: Looks and in many ways functions like both a turtle and a true mobile robot. The Scorpien contains its own 6502-based microcomputer and is available in kit form only, without graphics capabilities. \$660.

Sandhu Machine Design
3402 N. Mattis Ave.

Champaign, IL 61320
217-352-8485

Its-a-Box: Similar to the Scorpien in that it falls between a turtle and a mobile, the "Box" contains its own computer but does not provide graphics output. It does contain a simple vision circuit, however. (Prototype form at press time.) \$400.

Technical Micro Systems, Inc.
366 Cloverdale St.
Ann Arbor, MI 48105
313-994-0784

ARMS

Robot I: This is an automated version of the Radio Shack/Tandy Armatron suitable for use with the TRS-80 Color Computer (including "learn mode").

Analog Micro Systems
5660 Valmont Rd.
Boulder, CO 80301
303-444-6809

Armroid I: The "Droid" exists as a



**Spending more time
searching for the
technology...
than using it?**

**DATA SOURCES
systematically organizes
all your DP options!**

You'll cut your search time dramatically, because each two-volume edition of DATA SOURCES gives you...

- Comprehensive details on 37,000 software, hardware, and data communications products.
- 9,000 company profiles for instant access to product and equipment manufacturers.
- Four superbly organized indexes to help you locate all your options quickly.
- At-a-glance charts for fast, efficient product comparisons.
- Complete, up-to-date information, revised every 90 days to insure accuracy.

**JUST CALL (800) 227-1617 ext. 251 TODAY!
(In California, call (800) 722-3543 ext. 251.)**

We'll send your first 2 volume edition on a 30-DAY APPROVAL basis and enter your year's subscription to DATA SOURCES at just \$150...\$60 off the regular cover price...for 4 quarterly editions.

DATA SOURCES

Leading the Industry in Information Management
P.O. Box 5845, Cherry Hill, N.J. 08034

T412

fully functional manipulator available assembled or in kit. Controlled via a connection into the parallel (printer) port of most computers, the unit also offers a manual override option. \$1295.

D&M Computing, Inc.
PO Box 2102
Fargo, ND 58102
701-235-7743

Armatrol, Armborg, Armdraulic, Armover, Armsort: This large family of manipulator arms covers the spectrum of electronic and electro-hydraulic technologies. All are controlled by an outboard computer or manually. Most are available with an educational/training package. Armatrol \$1437, Armborg \$3202, Armdraulic: single acting \$6750, double acting \$8250, Armover \$2404, Armsort \$1995.

Feedback, Inc.
620 Springfield Ave.
Berkeley Heights, NJ 07922
201-464-5181

Alpha I/II, Mini-Mover, Teach-Mover: The Microbot line is another broad family of manipulators. All offer automated or manual operation. The Alpha series contain their own microcomputers. Alpha I/II \$8500/\$13,900; Mini-Mover \$1995; Teach-Mover \$2795.

Microbot, Inc.
453 Ravendale Dr.
Mountain View, CA 94043
415-968-8911

Armatron: A fascinating example of a mass-produced personal robot arm. Though strictly a manually controlled device (via mock electronic joysticks), the unit provides virtually all manipulator functions. \$35.

Radio Shack Div.
Tandy Corp.
1500 One Tandy Center
Fort Worth, TX 76102
817-390-3700

Movemaster: Similar in appearance to the Mini-Mover, the Movemaster contains an internal programmable controller with more than 64K of RAM or ROM. The controller allows the unit to execute repeatedly a sequence of movements. It connects to any parallel or serial computer and is BASIC-compatible. \$1995.

Robotex
111 E. Alton St.
Santa Ana, CA 92707
714-556-8679

Rhino: The Rhino is a chain-driven arm that connects to any computer equipped

with a serial (RS-232) interface. Though relatively small, the Rhino can hoist a respectable 5 lb. \$3000.

Sandhu Machine Design
3402 N. Mattis Ave.
Champaign, IL 61320
217-352-8485

Robot IV: The IV, a base-mounted educationally oriented arm, has limited lift capability (1 oz). Suited for use with

Commodore VIC-20 or 64 computers, the unit responds to BASIC program commands. \$350.

Spectron Instrument Corp.
1342 W. Cedar Ave.
Denver, CO 80223
303-623-8987

MOBILE ROBOTS

Topo, BOB: Darlings of the press, and

At Last! The Premier Data-Comm Package from the CP/M World is Now Available for IBM PC & MACINTOSH

See us at
Booth C807
COMDEX Fall '84
Nov. 14-18 • Caesars Palace
Las Vegas, Nevada



MITE allows access to virtually any information utility such as CompuServe and Dow Jones. MITE can exchange files with a large number of mainframes and microcomputers. MITE is pre-configured for over 130 microcomputers and supports most popular modems. MITE features an easy-to-use menu system and supports multiple protocols.

2615 North Monroe Street
Tallahassee, FL 32303
Mailing: P.O. Box 6045
Tallahassee, FL 32314
Telephone (904) 385-1141

Dealer and distributor enquiries encouraged

**MYCROFT
LABS INC**

Circle No. 66 on Free Information Card

Robots

(Continued from page 89)

the first announced products of Androbot, the Topo and (soon to be delivered) BOB are anthropomorphic robots that roll, talk and navigate. Topo requires an outboard computer; BOB has its "brains on board." Topo \$1595, BOB \$2500 plus.

Androbot, Inc.
101 E. Daggett Dr.
San Jose, CA 95134
408-262-8676

HERO 1, HERO JR: HERO 1 is a fully functional robot with all electronic senses, an internal 8-bit microcomputer, and manipulator. JR is a simplified version of its dad. HERO 1 \$1250 kit, \$2500 assembled; HERO JR kit \$649.95, assembled \$999.95.

Heath Co.
Benton Harbor, MI 49022
616-982-3200

Hubot: Hubot is a 4' robot on wheels. It can play games, navigate, and follow pre-programmed paths. \$3495.

Hubotics, Inc.
53758 Avenida Encinas
Carlsbad, CA 92008
619-438-9028

Maxx Steele: Maxx represents a new generation of mass-produced, low-cost consumer products with a remarkable complement of features. These include speech, manipulation, mobility, and programmability. A "user port" on Maxx's chest serves as an expansion bus. \$300.

Ideal Div., CBS Toys, Inc.
183 Madison Ave.
New York, NY 10016
212-683-7810

Marvin: Sinister in appearance (not unlike Klatuu of *The Day the Earth Stood Still*), Marvin is a remarkably functional machine with most senses, good mobility and manipulation capabilities. Its onboard computer is based on the popular S-100 bus. \$6175.

Iowa Precision Robotics, Ltd.
908 10th St.
Milford, IO 51251
712-736-2600

RB 5X: Looking much like R2D2, the RB 5X is a full-function robot popular with experimentors. It contains its own microcomputer and can roll, navigate, and even vacuum the rugs. RB's only problem... it's parent company is caught up in a Chapter 11 bankruptcy workout. \$2295.

RB Robot Corp.
18301 W. 10th Ave.
Suite 310

Golden, CO 80401
303-279-5525

Genus: Its 4.5' stature will make Genus the king of the mobile robot world. Fully functional, the device, to be available in

early 1985, will also include a speech recognition circuit.

Robotics International Corp.
2335 E. High St.
Jackson, MI 49203
517-788-6840

Hardware

(Continued from page 12)

look real compared to the "unreality" of a conventional mountain created graphically.

What Mandelbrot did was develop a fractal algorithm that could create a large object from a number of small objects. The result is a very lifelike final monochrome image.

Fractals can be best understood by following the accompanying illustration to create a mountain.

A. First draw a (nonequilateral) triangle on a sheet of paper.

B. Locate the approximate center of each side of the triangle and displace each midpoint by a distance proportional to the length of that side by a random displacement angle.

C. Connect the new point to the ends of its corresponding line, to form a small triangle at each side of the original triangle. Interconnect the three new apexes and join them to the old ones, which creates four new triangles.

D. Go back to step B and repeat the process on each new triangle as long as desired. After just a couple of steps, a (very) rough mountain is starting to form from the original triangle. However,

er, as good as the final product appears, it will look like a two-dimensional image. It needs something more.

Another major difference between computer graphics and real life is color and shading—the interplay of light on the various (fractal) surfaces of the image being viewed. Obviously, there is also an algorithm for shading.

Simply stated, the algorithm is based on the fact that the reflection of light from any surface can be modeled by Lambert's cosine law, which states that the intensity of the reflected light varies as the cosine of the angle between the direction of the light source and a vector perpendicular to the surface (surface normal). The brightest reflection appears when the source is at the normal. Obviously, the interaction of the color of the impinging light and the color reflectivity of the surface also plays a role in the shading.

Since a fractal mountain will have a considerable number of tiny areas, all having different angles to the Sun, the shading can get quite complex. If various colors are used, the results can appear three-dimensional and lifelike. ◇

Taxan

(Continued from page 38)

may not have an audio input. In this case, you would need support from your stereo equipment to produce the audio.

If you have a computer that has only a TV output, plug that cable into the tuner antenna connector, and the tuner will now allow you to use a video monitor for a much better picture. Nice feature!

Performance

I connected My Tuner to a BMC 13" medium-resolution composite monitor. The difference between the picture on a new 19" color TV and the My Tuner/BMC combination was startling. Using the same antenna, I received some fringe stations clearly with My Tuner. One uhf station that was scarcely viewable on the TV was perfectly clear using the tuner.

Pictures that were good on the TV were great on the tuner/monitor combo. One frequently watched channel that

normally comes in poorly—both picture and sound—was almost perfect with the tuner, including the sound. I can only conclude that My Tuner has exceptional signal sensitivity.

The tuner selector slides easily and "locks" on all but the weakest channels. The TUNER/COMPUTER switch eliminates cable swapping when you want to watch TV instead of computing. The tuner's rubber feet allow it to sit securely on top of the monitor.

Summary

Except for the lack of a telescoping built-in whip antenna, a 300-ohm antenna input, and some cable adapters, I found My Tuner 305 to be outstanding in design, appearance and performance. It can transform your infrequently used color monitor into the best color TV set you own! ◇

Cadplan

(Continued from page 42)

Earlier, I suggested that CAD systems were analogous to word processors in that they allowed the user to create and then edit or manipulate images. Indeed, Cadplan has facilities that would not seem out of place in a word processing program: MOVE, COPY, EDIT, FIND and DELETE.

Zoom and Pan Options

When editing a document with a typical text processor, it is easy to scroll to any specific word, sentence or paragraph. However, since Cadplan drawings are not sectioned off in pages, it uses a different approach to moving from place to place. Fairly small drawings will fit within the confines of the display. Typical drawings are too large for the display. To cope with this problem, Cadplan provides ZOOM and PAN commands, which when used in combination allow you to roam wherever you please on a drawing.

ZOOM, as the name suggests, gives the impression that you're moving closer to or farther away from a drawing. The closer you get (zooming in), the greater the detail you see. The farther away you get (zooming out), the greater the area that can be viewed, but the less detail you see.

The ZOOM feature is impressive. You can zoom out to a point where very nearly all of the drawing layer can be viewed, if only in superficial detail. Or you can zoom in to view an area of the drawing only a few units (inches, millimeters, or thousandths of an inch) across.

Cadplan has been designed to take advantage of the pixel resolution of a display so that the better the resolution, the finer the detail that can be represented. The IBM 640 X 200 RGB monitor coped fairly well with some test drawings that I created. Not surprisingly, text labels tended to lose their shape much more quickly than clear-cut geometric shapes when I zoomed out from a drawing.

Having decided how near or far you want to be from a drawing with ZOOM, the PAN command allows you to move or scroll the image in any direction. It's a little bit like being in a helicopter hovering over a building site—if you want to look at the garage, you move toward it. If you want to look at the roof of the building, you move over in that direction. Keeping the helicopter analogy in mind helps you understand how the ZOOM and PAN commands can interact.

Cadplan Symbols

Once you've drawn a detailed object, such as a kitchen appliance or a bathroom fixture, you can save the image of



The Quick Silver Fox™ Jumps Over The Big Blue Dog.

We really hate to pick on the big guys but compared to the Silver Fox your basic IBM-PC™ is an overpriced dog.

256k RAM

Why? Well, for starters, your basic Silver Fox comes with 256k of RAM which acts like a disk drive so that more of your software is accessed at the speed of light rather than the speed of a mechanical drive head.

1.6 Megabytes

You also have more than twice as much software to access because the Silver Fox comes with dual 800k disk drives for a total of 1.6 Megabytes. Yet the Silver Fox can read and write to all popular PC formats.

13 Free Programs

1. MS-DOS
2. HAGEN-DOS™
3. M-DISK
4. WordStar™
5. EasyWriter
6. DataStar
7. ReportStar
8. FILEBASE
9. CalcStar
10. Color Graphics Basic
11. MailMerge
12. SpellStar
13. 25 Games, graphics and utilities

The best free software bundle in the business, and the Fox will run some programs written for the IBM-PC like dBase II and Multiplan, and programs written for Sanyo's new MBC-550 series.

Reliability

Because the Silver Fox is born on a totally automated production line in Japan it is inherently more reliable than

systems built by hand. The Fox is burned and tested for 14 days in Japan, and further tested after final assembly here in the good old U.S.of.A.

One Year Warranty

The Silver Fox is built better so we can back it with a limited, one-year warranty, four times longer than IBM. We're Scottsdale Systems and since 1980 we've shipped over \$10,000,000 of microcomputer equipment directly to microcomputer users.

Because we deal directly with users, we think we have a better idea of what you want. So the Silver Fox includes graphics with twice IBM's resolution, a printer port, a keyboard with a big return key, and a 12", high-resolution monitor as standard equipment.

Of course, you could spend \$4729 at Computerland for an IBM-PC that will perform almost as well as a Silver Fox. But why bother when you can call

1-800-FOR-A-FOX

and get your

\$1398

to perform like \$4729?

For additional information call 1-800-367-2369, or in AZ, AK, or HI call (602) 941-5856. Or write Silver Fox Computers, 617 N. Scottsdale Road #B, Scottsdale, AZ 85257.

IBM-PC price is based on a phone quote from the Mesa, AZ Computerland on July 30, 1984. Price included 256k RAM, dual 360K drives (800K's weren't available), software, and a graphics monitor.

Trademarks: Silver Fox and Hagen-DOS, Scottsdale Systems Ltd. IBM-PC, International Business Machines Corporation, Wordstar, Calcstar, Mailmerge, Spellstar, and Infostar, Micropro International, MS-DOS, Multiplan, Microsoft Corporation, Filebase, EWOP Software, Inc. dBASE II, Ashton-Tate.

Ordering: Telemarketing only. Silver Fox price is for cash. F.O.B. Scottsdale, price subject to change, product subject to limited supply. Visa, Mastercard add 3%, AZ residents add 6%. Returned merchandise subject to a 20% restocking fee. Personal/company checks take up to 3 weeks to clear. No C.O.D.'s or A.P.O.'s.

Cadplan

(Continued from page 91)

that object to disk as a named Cadplan symbol for later recall.

A symbol is simply the Cadplan representation of an object—its shape, its color, the layer it occupies and its name. An object is saved as a symbol with the COPY or SYMBOL commands from the main menu. Whole libraries of often-used symbols can be created for use in design projects.

For this review, I created a simple blueprint of a lot that included a three-bedroom main house, a guest house and a swimming pool. When there was more than one example of a bathroom fixture, each instance of the fixture (the bath, the sink, the toilet) was exactly the same. This is because each item was drawn only once, copied to disk as a named symbol, and then recalled and placed at its new location.

This symbol placement was easy to work with, but you can run into some difficulties if you don't remember a couple of points. In addition to giving a symbol a name when you save it, you must tell Cadplan what point on the object will be used as its reference point. This reference tells Cadplan where to place

the object, relative to the mouse-controlled cursor, when you recall it. Say you save a picture of a teapot as a symbol. The most sensible reference point on the teapot might be the handle; clearly you move a teapot around by the handle. It will be easy to remember long after the symbol was saved.

If you don't use easily remembered reference points, your symbols might not appear where you would expect them to when you recalled them from disk. Of course, you can use the MOVE command to reposition the symbol, but that consumes time.

Also, always be sure that you're working on the correct database layer when you place a symbol. Otherwise, you could end up with your electrical wiring on one level and the main fuse box on another.

Database Extraction

With database extraction, information you need to include can be tagged to a whole drawing or just a single symbol within the drawing. There are two types of files used by Cadplan for this purpose: the attribute file listing the details of a complete drawing or symbol and the command file, which is a program file created by the user to carry out calculations.

The attribute file is an ASCII text file that can be created within Cadplan or with an ASCII word processor, such as WordStar. If you use keywords in this file, Cadplan can later use the data to list textual information or to carry out price or measurement calculations.

An attribute file follows the format:

```

**VENDOR**
The vendor
Information goes here
**COST**
Cost info
**PARTNUMBER**
Partnumber info
//

```

The words within double asterisks are look-up keywords, and the numerical data that follows a keyword can be used by the Cadplan command file for calculations. The double slash marks indicate the end of a page.

The command file has a variety of programming and output formatting statements. You can add up the length of all straight lines in a given area; arrange for keyboard input to be entered at a specific point; and compute areas.

Output

Obviously, it's no use spending a lot of

time creating complex graphic images unless you have some way to print them out. Cadplan has a range of printer and plotter device drivers (with the emphasis on plotters). Out of 12 devices listed, the only dot matrix printer is the Epson FX-80. The other devices are plotters from IBM, Houston Instruments, Calcomp and Hewlett-Packard. Thanks to Hewlett-Packard, I was able to test the program with a six-pen HP 7475A plotter.

Cadplan's plotting routine is fairly simple to follow, even though it always alarms you with the message "File should be saved before continuing! Hit A to abort PLOT, or any key," whether or not you have already saved the file.

The trouble with printing out a graphics image is that Cadplan cannot always know how big your drawing will be and what size paper you will want to reproduce it on. The PLOT command allows the user to choose from a range of scales, as follows:

```

ANY
PNTR
PLTR
1/1
1/2
1/4
1/8
1/16
1/32
1/64
STRT

```


The 1/1 option will reproduce each foot on the drawing as 1" on the plotter. However, if you wanted to include more of the drawing, you would probably select the 1/8 option since it would reproduce each foot as 1/8" on the plotter.

During this review, I tried plotting at most of the scales. The only time I encountered a problem was with the 1/1 option. For some reason Cadplan kept overwriting the correct image with data from outside the selected area.

You have to be very careful to choose the right drawing scale and line width. Otherwise, you will end up with lines that don't meet or thick lines that are only shaded in the horizontal and vertical directions—angled or curved lines will not be shaded.

A drawback of using an IBM PC with only one serial port is that you have to share the port between the mouse and the plotter—switching cables whenever Cadplan tells you to. This can be a real annoyance. My guess is that most professionals who use Cadplan will probably want to use it on an IBM PC/XT because of the increased speed and the extra space provided by the 10M-byte

SLASH YOUR DISKETTE COST BY 50%!



Make use of the back of your 5 1/4" Diskettes and SAVE.

- **NIBBLE NOTCH** tools make it easy
- Adds the precise notch where it's needed.
- Doubles diskette space or MONEY BACK.

NIBBLE NOTCH I

Cuts square notch for Apple, II, II+, IIe, III, Franklin and Commodore.

only **\$14.95**

add \$1.50 each P&H / (\$4.50 each foreign P&H)

DISK OPTIMIZER® SYSTEM

SOFTWARE FOR APPLE, II, II+, IIe, III & Franklin

- 469% FASTER Than Similar Programs!
- Certifies your "new" disk 100% Error Free
- Removes Bad Sectors • Adds 36th Track
- Performs Disk Drive Speed Check
- Adds DOS and More

only **\$24.95** each

add \$1.50 each P&H / (\$4.50 each foreign P&H)

— OR BUY BOTH —
only **\$29.95**

add \$2.50 each set P&H / (\$6.50 foreign P&H)
SATISFACTION GUARANTEED OR YOUR MONEY BACK

Florida Residents Add 5% Sales Tax

ORDER TODAY!

CALL TOLL FREE 1-800-642-2536

OR SEND CHECK OR MONEY ORDER TO

NIBBLE NOTCH
COMPUTER PRODUCTS

DIVISION OF CORTAN INTERNATIONAL
4211 NW 75th TERRACE • DEPT. 8 4
LAUDERHILL, FL 33319

PAT. PEND.

ALL TRADEMARKS ARE ACKNOWLEDGED

Circle No. 5 on Free Information Card

www.americanradiohistory.com

1984 EDITORIAL INDEX

FEATURES

Adam Arrives (Rubenstein)	Feb. 42
AI Comes of Age (Hirsch)	Mar. 62
Apple to Go, An (Costa)	June 52
Assembly Language Primer for IBM PC:	
Featuring the 8088 Microprocessor (Lafore)	Jan. 82
Atari Tape Interface, An (Carlstrom)	Jan. 77
AT & T Breaks the Speed Barrier (McDonnell)	Sep. 66
Bar Codes: Once Over Lightly (Solomon)	Apr. 68
Bearcat Compuscan/2100 Scanning Receiver (Desposito)	Jan. 48
Beyond the Basics at Microsoft (Gianas)	July 66
Breeding a New Variety of Apple (Schnatmeier)	Mar. 48
CMOS Takes the Lead (Patterson and Magos)	Sep. 70
Communications Software, Guide to (Helliwell)	Aug. 56
Compaq's Newest Compatible (McMullen & McMullen)	Aug. 44
Computer Security in the Micro Age (Dietz)	June 68
Converting Programs for VIC-20, PET, and C-64 Computers (Gunn)	Jan. 92
CP/M World?, What's New in the (Bernard)	Jan. 56
Data Compression Techniques (McCarthy)	Dec. 00
Digital Research, C&E Interviews	Jan. 59
Disks and Drives (Gordon)	Feb. 50
Electronic Ties That Bind (Byers)	Mar. 68
Electronic University, The (Webster & Miner)	Oct. 80
Emulation, In-Circuit (Solomon)	May 80
Encryption Deciphered (Nicola)	June 64
Engineering Design on Micros (Lee)	Sep. 86
Faceoff: The Apple IIc vs IBM's New PCjr (Costa & Bernard)	Nov. 50
From One Computer to Another (Salsberg)	Mar. 58
Getting Started in Personal Computing (Burawa)	Jan. 67
Heathkit/Zenith 16-Bit Learning Computer, New (Desposito)	Jan. 62
HP's New LaserJet Printer (Bernard)	July 36

IBM Software for the PCjr (Smith-Richardson)	June 59
IBM's Peanut: A PC in a Junior-Size Package (Mitchell)	Jan. 38
Incredible Shinking Circuits, The (Chakravarty)	Apr. 64
Interfaces, Real World (Conway)	Sep. 54
Jet Set Printers (Zachmann)	Feb. 78
Junior Run?, What Makes (Mims)	June 54
Keyboards: The Power at Your Fingertips (Byers)	Sep. 60
Keeping Your Micro Cool (Appelboen-Fromme)	Oct. 88
LCDs, Big Picture (Peterson)	Aug. 48
Local Area Network, Choosing a (Byers)	June 72
Logic Programming and Prolog (Weiner)	Dec. 00
Macintosh: Big Step, Small Footprint (Schnatmeier)	Mar. 42
Mainframe Data to Micros, Getting (Gugliotti and Weitz)	May 60
Managers Manage, Helping (Light)	July 52
Memories That Don't Forget (Byers)	Apr. 76
Micro Data Managers Get Mainframe Power (Guttman)	Oct. 66
Micro Service Organizations (Bibb)	Aug. 52
Microprocessors in Cars (Lee)	Dec. 00
Micros in the Recording Studio (Porter)	Mar. 72
Modems, Buyer's Guide to Smart	Oct. 63
Modems Get Smarter (Byers)	Oct. 56
Modems, New Low-Cost (Byers)	May 48
Modem's Native Intelligence, Harnessing Your (Webster)	Oct. 60
Monitors, Buyer's Guide to	Dec. 00
Monitors, Looking into (Porter)	Dec. 00
Motorola's Muscular 68020 (Solomon)	Oct. 74
Multi-Megabyte Minifloppies (Mogliner)	Feb. 53
New Architectures (Teja)	May 70
Now Let Your Computer Reach Out (Seelig)	Apr. 56
Painting a Good Business Picture (Bishop)	May 52
Plotters, Quick on the Draw: Inexpensive (Mims)	Mar. 50

Pointers, A Few Quick (Mims)	May 64
Power Supplies, Uninterruptible (Frankel)	Oct. 84
Printer, Get More Impact from Your (Saffir)	Nov. 60
Printers, Advanced Matrix (Teja)	Nov. 54
Printers, Buyer's Guide to Matrix	Nov. 65
Printing with the Speed of Light (Hecht)	Apr. 72
Ray Kurzweil, Mister Impossible (Melton)	July 40
Road to Success, The	
Avoiding the Pitfalls (McCarthy)	Apr. 51
Context Management Corp: Success Story	Apr. 52
Arkrionics: The Story of a New Venture (Bernard)	Apr. 54
Robots, Personal (Conway)	Dec. 00
Sharp PC-5000, A First Peek at the (Marx)	Feb. 60
Signal Processors, High-Speed (Teja)	Apr. 60
Sinclair's Newest Bombshell (Solomon)	Apr. 62
Software Arts' Office of the Future (McMullen & McMullen)	Aug. 64
Speech Recognition, Continuous (Walsh & Bernard)	July 46
Stocks, Bonds & Personal Computers (McMullen & McMullen)	May 76
Store It with Light (Hecht)	July 60
Tandy Goes Compatible (Leichtman)	Dec. 00
Tape Backup for Hard Disks (Teja)	Sep. 80
TRS-80 Color Computer as a Storage Oscilloscope, Use Your	Feb. 64
Video Display Terminals and Vision (Margolin)	July 56
Video Processing (Melton)	Nov. 80
Video Signals and Monitor Design (Solomon)	Dec. 00
Videotext and You (Helliwell)	Feb. 72
Windows: At Panes to Integrate Software (Bernard)	Mar. 54
Xerox Parc—Heroes of the Micro Revolution (Porter)	Sep. 76

CALCULATOR SAVINGS



HP-11C Programmable	\$64.99
HP-12C Financial	99.99
HP-15C Programmable	99.99
HP-16C Hexadecimal	99.99
HP-41CV Alpha Program	189.99
HP-41CX Extnd Functn	259.99
82104A Card Reader	149.99
82143A Printer	299.99
82153A Wand	99.99
HP-97 Desk Progm	599.99
HP-71B Computer	419.99
82700A Card Reader	124.99
82401A HP-IL Interface	107.99
82420A 4K Mem for 71B	59.99
HP-75C Computer	699.99
HP-75D Computer	929.99
82700A BK Mem for 75	149.99

Call for Low Prices on all Accessories and Software

TI	TI-66 Advanced Programmable, 500 steps	\$59.99
	TI-55-II Scientific Calculator w/ Statistics	34.99
	LCD-Programmer Hexadecimal Converter	59.99
Brother	BP-30 Type-A Graph Typewriter/4-Color Graph Maker	\$239.99
Canon	TYPESTAR-5 Portable Electronic Typewriter	\$189.99
	TYPESTAR-6 Portable Electronic Typewriter 2K Memory	249.99
Sharp	EL-7050 Graphwriter 4-color Printing Calc.	\$79.99
	EL-7001 MemoWriter with 40 word memories	39.99
	EL-5500 II Handheld Computer/Calculator	79.99
	PC-1250A Pocket-size BASIC Computer	89.99
	PC-1261 Two-line 10K Pocket Computer	159.99
	PC-1500A Expandable 8K Handheld Computer	179.99
	CE-125 Printer/Microcassette for 1250A/1261	139.99
	CE-126P Cassette Interface/Printer for 1250A/1261	79.99
	CE-150 Cassette Intrfc/Printer for 1500A	179.99
	CE-158 RS-232C & Parallel Interface for 1500A	159.99
	CE-161 16K Memory Expan with Battery Back-up	139.99
Casio	FX-700P Handheld Computer, 1568 steps	\$59.99
	FA-3 Cassette Adapter for FX-700P	34.99
	FP-12 20-column printer for FX-700P	59.99
	FX-98 Credit card Solar Scientific Calculator	24.99
	FX-451 Scientific Calculator with Hexadecimal	29.99
	FX-720P Expandable Handheld Computer	79.99
	FX-750P Expandable 4K Handheld Computer	109.99
	SL-800 Film Card	22.99


Use cashier's check, postal money order, VISA, or M/C. Pinst checks take five weeks to clear. Add shipping 1% of your order (\$3.95 minimum). East of Missp. extra \$1.50 CA res add 6% Subject to availability. USA prices.

ORDER 800-421-5188 Outside
TOLL-FREE Information line (213) 833-3262 CA, AK, HI
tam's Tam's Inc, Dept CE-11
INCORPORATED 14932 Garfield Ave.
Paramount, CA 90723
(213) 633-3262

Circle No. 42 on Free Information Card

DON'T BLAME THE SOFTWARE!

Our Isolators eliminate equipment interaction, clean up interference, curb damaging power line spikes and lightning bursts.



ISO-1 ISOLATOR

3 isolated sockets; quality spike suppression; basic protection. . \$81.95

ISO-3 SUPER-ISOLATOR

3 dual isolated sockets; suppressor; commercial protection. . . . \$122.95

ISO-17 MAGNUM ISOLATOR

4 quad isolated sockets; suppressor; laboratory grade protection. . \$213.95

ESP Electronic Specialists, Inc.

171 S. Main, Natick, MA 01760 (617) 655-1532

Toll Free Order Desk 1-800-225-4878
MasterCard, VISA, American Express

Circle No. 51 on Free Information Card

Now available to everyone!

Computer Publishing Society

a unit of the Computer System presents...

Subscribe now—and become an official member! A subscription to **Computer** brings all of these exciting entitlements for the duration of the membership

ONE YEAR SUBSCRIPTION: \$14.00

CANADIAN: \$18.00 FOREIGN: \$24.00

(SAMPLE COPY: \$1.00) (BACK ISSUE: \$2.00)

- The Membership Print Certificate—an honorable-looking medal worth framing, created by the Computer staff to signify membership in the Computer Society!
- Hundreds of WHOLESALE and below-wholesale priced electronic kit items available, for your own personal use or for use with the Computer Merchandise Distribution Plan—a marketing technique you can use in a business of your own!
- Group discounts when buying computer systems, supplies, and components with the other members of the Society. From huge closeouts and factory shutdowns that we are constantly seeking as they occur!
- Discounted prices on computer hardware and software purchased through the Society at affiliated outlets around the world!
- A comparison of the computer systems and equipment on the market BEFORE you make an investment, through Computer's advisory panel of members whose dedication in your locality will assist you on where to buy and where to get help!
- A multi-national magazine bulletin board for students, Computer Enthusiasts, Computer Hackers, Phone Phreaks, management, and any party so interested—spanning the world of Computers, Electronics, and Communications, joining the hobby and profession in a spectacular display of creativity you won't want to miss!
- FREE advertising in Computer for members who wish to trade or sell their equipment, leave messages, or just want to find out what's going on with other members—we can print any message you send in, and forward all replies!

SEE HOW EASY IT IS TO BECOME PART OF THE COMPUTEL SOCIETY?

... 24 hours a day... 7 days a week

JUST DIAL OUR TOLL-FREE NUMBER AND HAVE YOUR CREDIT CARD NUMBER READY GET IT WHILE IT'S HOT—THE PUBLICATION FOR YOU!

1 800 6-COMPUTEL
CALLS OUTSIDE CALIFORNIA
1 800 5-COMPUTEL
CALLS WITHIN CALIFORNIA

ORDER THESE GREAT REPORTS BY MAIL OR BY PHONE TODAY!

The History of Computing \$14.95
The History of the Telephone \$6.95
The Phone Phreaks' Guide to Computers \$19.95
Telephone Engineering Course \$24.95
Computer Repair—Do it Yourself and SAVE! \$24.95

ALL 5 REPORTS PLUS A SUBSCRIPTION TO COMPUTEL: \$89.00

Computer Publishing Society

6354 Van Nuys Blvd., 161-CG / Van Nuys, CA 91401-2696

Don't miss out. Subscribe now!

Circle No. 67 on Free Information Card

You Can Get There From Here (Smith-Richardson)	Nov. 74
You Can Take It With You (Costa)	June 50
3M Stretches the Capacity of Floppy Disks (Smith-Richardson)	Aug. 60
8-Bit Computer Gets a New Operating System, An (Mitchell)	Feb. 67

HARDWARE REVIEWS

ACT Apricot Computer	Apr. 44
ACT Apricot XI Computer	Dec. 00
Applied Creative Technology Printer Optimizer Buffer	Mar. 78
Atari's Touch Tablet and Chalk Board's PowerPad	Sep. 46
Chameleon Plus Computer	June 30
Commodore SX-64 Portable Computer	July 34
DEC 350 Professional Computer	Apr. 46
Epson LQ-1500 Printer	Nov. 32
Epson PX-8 Lapsize Computer	Sep. 34
Hewlett-Packard HP110 Computer and ThinkJet Printer	Aug. 36
IBM PC Portable	July 24
Kaypro 4 Plus 88 Computer	Mar. 79
Key Tronic 5151 Keyboard	Oct. 44
Leading Edge Personal Computer	May 36
LIGO Research Angel Printer Buffer	Mar. 77
Microwriter Word Processor	Apr. 48
Mitsubishi Video Printer	July 26
Morrow MD11 Computer	June 34
NEC PC-8201A Lapsize Computer	Apr. 36
NEC APC III Computer	Oct. 40
Panasonic Sr. Partner Computer	Nov. 38
Princeton Graphic SR12 and Scan Doubler	Dec. 00
Radio Shack PTC-64 Printer Buffer	Mar. 77
Radio Shack TRS-80 Model 4P Computer	May 42
Radio Shack/Tandy TRS-80 Model 2000 Computer	July 18
Sanyo MBC550 Computer	May 34
Smith-Corona L-1000 Daisywheel Printer	July 71
Sord Lapsize Computer	Oct. 32
Stearns Desktop Computer	Sep. 42
Tallgrass 70-Mb Hard Disk	Oct. 28
Taxan TV Tuner	Dec. 00
Texas Instruments TI-855 Matrix Printer	June 32
Toshiba P1351 Printer	Nov. 33
VideoShow 150	Dec. 00
Zenith Z151 Computer	Aug. 32

SOFTWARE REVIEWS

Andrew Tobias Managing Your Money	Nov. 48
Ashton-Tate Framework	Aug. 42
CADPlan	Dec. 00
Convergent Technologies Taskware	Aug. 73
Eight Electronic Spreadsheets (MagiCalc, MicroPlan, MultiPlan, Perfect Calc, Pro Calc, SuperCalc, Target, VisiCalc)	Mar. 83
Electronic Arts Cut and Paste	July 29
Ideaware	Nov. 44
Information Builders PC/Focus	Oct. 46
Leading Edge Word Processor	May 44
Lotus Symphony	Sep. 48
Leading Edge Nutshell	Sep. 52
Master Type	Aug. 26
Mini Jini	Oct. 52
Please	Dec. 00
Prentice-Hall VCN ExecuVision	Aug. 74
Rocky Mountain Software NewWord	June 46
Sideways	Dec. 00
Software Arts TK!Solver	June 42
Two dBase II Front Ends (Autocode 1 and Quickcode)	May 84
Typing Tutor II	Aug. 26

DEPARTMENTS AND COLUMNS

Computer Hardware (Solomon)	
How Computers Create Color	Jan. 26
The Ultimate Communicator	Feb. 38
Those Were the Days	Mar. 34
One More Viewpoint on the Future	Apr. 16
Logic Is Our Business and Business Could Be Better	May 16
How Many Bits?	June 16
Memory You Can Bank On	July 8
Bless This ABCDEFGH.DOC World	Aug. 14
Surface Mounting	Sep. 12
Limited Only by Your Imagination	Oct. 12
"Tie Wtugo Fmt"	Nov. 10
Moonmen, Sprites, and Fractals	Dec. 00
Computer Scientist, The (Mims)	
Learning to Use an XY Printer	Mar. 36
Experimenting with Coleco's Adam	Apr. 22
Experimenting with Computer Art	May 26

Computer Aided Drafting	June 22
More on Computer Aided Drafting	July 74
Computer Controlled Light Meter	Aug. 18
Analog Computer Techniques for Digital Computers	Sep. 24
Analog Techniques for Digital Computer, II	Oct. 16
Random Numbers	Nov. 14
An Automatic Optoelectronic Digitizer	Dec. 00
Editorial (Salsberg)	
And the (Computer) Beat Goes On	Jan. 6
Editorial (Alpert)	
The Shot Heard 'Round the World	Feb. 4
Computer Literacy	Mar. 6
So You Want to Get Rich in the Software Business?	Apr. 4

Of Micros and Mainframes	May 6
An Ethical Question	June 4
Computer Literacy Revisited	July 4
Software's New Wave	Aug. 6
Tough Decisions	Sep. 4
When Easy Becomes Hard	Oct. 4
On Reading Reviews	Nov. 4
Personal Robots	Dec. 0
Electronics Scientist (Mims)	
Rediscovering the Transistor	Jan. 96
Analog Sensors for Personal Computers	Feb. 82
Guest Column (McMullen & McMullen)	
Compatibility and Portability	June 80
Guest Column (Buckley)	
Learning to Touch Type	Aug. 24



Active



1984 Mail Order Catalog

The One Stop Electronic Shop!
Call Toll FREE 1-800-343-0874

In the United States:

Mail Orders	Boston	Seattle
P.O. Box 8000	133 Flanders Road	13107 Northup Way
Westborough, Mass.	Westborough, Mass.	Bellevue, Wash.
01581	01581	98004
(Mass) (617) 366-0500	(617) 366-9684	(206) 881-8191

In Canada:

Montréal	Toronto	Downsview
5651 Rue Ferrier	14 Carlton Street	86 St. Regis Cr. N.
Montréal, Québec	Toronto, Ontario	Downsview, Ontario
H4P 1N1	M5B 1K5	M3J 1Y8
(514) 731-7441	(416) 977-7692	(416) 630-0400
Ottawa	Calgary	Vancouver
1023 Merivale Road	3220-5th Ave. N.E.	3070 Kingsway
Ottawa, Ontario	Bay 2	Vancouver, B.C.
K1Z 6A6	Calgary, Alberta	V5R 5J7
(613) 728-7900	T2A 5N1	
	(403) 235-5300	(604) 438-3321

**Visit your nearest Active store, call, write or circle
the Reader Service Card for your copy of Active's new catalog.**

Circle No. 50 on Free Information Card

DIKEY KEY CORPORATION

1-800-444-4539

AK., HI., 218-681-6674

NATIONAL SEMICONDUCTOR • PANASONIC • QUALITY - Name brand products from nationally recognized manufacturers.
ARIES • PLESSEY • MOLEX • AVID • E.F. J. - SERVICE - Computerized order processing and inventory control.
UNICOR • LING • CHEM-KON • S.A. • CANADA - Volume Discounts • OEM Quantity Pricing • Toll Free 800 Number
NATIONAL SEMICONDUCTOR • PANASONIC • SAVINGS - The Big DIKEY Key Discount makes this Big Price Difference.

INTEGRATED CIRCUITS

Linear	Part No.	Price	4000 CMOS	Part No.	Price
LM741	2.13	LM741	4000	4000	4000
LM742	2.13	LM742	4000	4000	4000
LM743	2.13	LM743	4000	4000	4000
LM744	2.13	LM744	4000	4000	4000
LM745	2.13	LM745	4000	4000	4000
LM746	2.13	LM746	4000	4000	4000
LM747	2.13	LM747	4000	4000	4000
LM748	2.13	LM748	4000	4000	4000
LM749	2.13	LM749	4000	4000	4000
LM750	2.13	LM750	4000	4000	4000

1% Metal Film Resistors

Part No.	Price	Part No.	Price
1000	1000	1000	1000
1000	1000	1000	1000
1000	1000	1000	1000
1000	1000	1000	1000
1000	1000	1000	1000
1000	1000	1000	1000
1000	1000	1000	1000
1000	1000	1000	1000
1000	1000	1000	1000
1000	1000	1000	1000

TEXAS INSTRUMENTS I.C. SOCKETS

Part No.	Price	Part No.	Price
1000	1000	1000	1000
1000	1000	1000	1000
1000	1000	1000	1000
1000	1000	1000	1000
1000	1000	1000	1000
1000	1000	1000	1000
1000	1000	1000	1000
1000	1000	1000	1000
1000	1000	1000	1000
1000	1000	1000	1000

DISC CAPACITORS

Part No.	Price	Part No.	Price
1000	1000	1000	1000
1000	1000	1000	1000
1000	1000	1000	1000
1000	1000	1000	1000
1000	1000	1000	1000
1000	1000	1000	1000
1000	1000	1000	1000
1000	1000	1000	1000
1000	1000	1000	1000
1000	1000	1000	1000

How to Order

When ordering, please specify the quantity, part number, and price. If you are ordering a large quantity, please specify the quantity, part number, and price. If you are ordering a large quantity, please specify the quantity, part number, and price.

WIRE WRAP DIP SOCKETS

Wire wrap sockets are used to connect integrated circuits to a wire wrap board. They are available in various sizes and configurations. They are available in various sizes and configurations.

PANASONIC LS Series

Panasonic LS Series capacitors are used in a variety of applications. They are available in various sizes and configurations. They are available in various sizes and configurations.

NEW KIT

New kit for sale. Price \$54.95. New kit for sale. Price \$54.95. New kit for sale. Price \$54.95.

5% Carbon Film Resistors

Part No.	Price	Part No.	Price
1000	1000	1000	1000
1000	1000	1000	1000
1000	1000	1000	1000
1000	1000	1000	1000
1000	1000	1000	1000
1000	1000	1000	1000
1000	1000	1000	1000
1000	1000	1000	1000
1000	1000	1000	1000
1000	1000	1000	1000

WIRE WRAP DIP SOCKETS

Part No.	Price	Part No.	Price
1000	1000	1000	1000
1000	1000	1000	1000
1000	1000	1000	1000
1000	1000	1000	1000
1000	1000	1000	1000
1000	1000	1000	1000
1000	1000	1000	1000
1000	1000	1000	1000
1000	1000	1000	1000
1000	1000	1000	1000

PANASONIC LS Series

Part No.	Price	Part No.	Price
1000	1000	1000	1000
1000	1000	1000	1000
1000	1000	1000	1000
1000	1000	1000	1000
1000	1000	1000	1000
1000	1000	1000	1000
1000	1000	1000	1000
1000	1000	1000	1000
1000	1000	1000	1000
1000	1000	1000	1000

NEW KIT

Part No.	Price	Part No.	Price
1000	1000	1000	1000
1000	1000	1000	1000
1000	1000	1000	1000
1000	1000	1000	1000
1000	1000	1000	1000
1000	1000	1000	1000
1000	1000	1000	1000
1000	1000	1000	1000
1000	1000	1000	1000
1000	1000	1000	1000

5% Carbon Film Resistors

Part No.	Price	Part No.	Price
1000	1000	1000	1000
1000	1000	1000	1000
1000	1000	1000	1000
1000	1000	1000	1000
1000	1000	1000	1000
1000	1000	1000	1000
1000	1000	1000	1000
1000	1000	1000	1000
1000	1000	1000	1000
1000	1000	1000	1000

WIRE WRAP DIP SOCKETS

Part No.	Price	Part No.	Price
1000	1000	1000	1000
1000	1000	1000	1000
1000	1000	1000	1000
1000	1000	1000	1000
1000	1000	1000	1000
1000	1000	1000	1000
1000	1000	1000	1000
1000	1000	1000	1000
1000	1000	1000	1000
1000	1000	1000	1000

PANASONIC LS Series

Part No.	Price	Part No.	Price
1000	1000	1000	1000
1000	1000	1000	1000
1000	1000	1000	1000
1000	1000	1000	1000
1000	1000	1000	1000
1000	1000	1000	1000
1000	1000	1000	1000
1000	1000	1000	1000
1000	1000	1000	1000
1000	1000	1000	1000

NEW KIT

Part No.	Price	Part No.	Price
1000	1000	1000	1000
1000	1000	1000	1000
1000	1000	1000	1000
1000	1000	1000	1000
1000	1000	1000	1000
1000	1000	1000	1000
1000	1000	1000	1000
1000	1000	1000	1000
1000	1000	1000	1000
1000	1000	1000	1000

5% Carbon Film Resistors

Part No.	Price	Part No.	Price
1000	1000	1000	1000
1000	1000	1000	1000
1000	1000	1000	1000
1000	1000	1000	1000
1000	1000	1000	1000
1000	1000	1000	1000
1000	1000	1000	1000
1000	1000	1000	1000
1000	1000	1000	1000
1000	1000	1000	1000

WIRE WRAP DIP SOCKETS

Part No.	Price	Part No.	Price
1000	1000	1000	1000
1000	1000	1000	1000
1000	1000	1000	1000
1000	1000	1000	1000
1000	1000	1000	1000
1000	1000	1000	1000
1000	1000	1000	1000
1000	1000	1000	1000
1000	1000	1000	1000
1000	1000	1000	1000

PANASONIC LS Series

Part No.	Price	Part No.	Price
1000	1000	1000	1000
1000	1000	1000	1000
1000	1000	1000	1000
1000	1000	1000	1000
1000	1000	1000	1000
1000	1000	1000	1000
1000	1000	1000	1000
1000	1000	1000	1000
1000	1000	1000	1000
1000	1000	1000	1000

NEW KIT

Part No.	Price	Part No.	Price
1000	1000	1000	1000
1000	1000	1000	1000
1000	1000	1000	1000
1000	1000	1000	1000
1000	1000	1000	1000
1000	1000	1000	1000
1000	1000	1000	1000
1000	1000	1000	1000
1000	1000	1000	1000
1000	1000	1000	1000

5% Carbon Film Resistors

Part No.	Price	Part No.	Price
1000	1000	1000	1000
1000	1000	1000	1000
1000	1000	1000	1000
1000	1000	1000	1000
1000	1000	1000	1000
1000	1000	1000	1000
1000	1000	1000	1000
1000	1000	1000	1000
1000	1000	1000	1000
1000	1000	1000	1000

WIRE WRAP DIP SOCKETS

Part No.	Price	Part No.	Price
1000	1000	1000	1000
1000	1000	1000	1000
1000	1000	1000	1000
1000	1000	1000	1000
1000	1000	1000	1000
1000	1000	1000	1000
1000	1000	1000	1000
1000	1000	1000	1000
1000	1000	1000	1000
1000	1000	1000	1000

PANASONIC LS Series

Part No.	Price	Part No.	Price
1000	1000	1000	1000
1000	1000	1000	1000
1000	1000	1000	1000
1000	1000	1000	1000
1000	1000	1000	1000
1000	1000	1000	1000
1000	1000	1000	1000
1000	1000	1000	1000
1000	1000	1000	1000
1000	1000	1000	1000

NEW KIT

Part No.	Price	Part No.	Price
1000	1000	1000	1000
1000	1000	1000	1000
1000	1000	1000	1000
1000	1000	1000	1000
1000	1000	1000	1000
1000	1000	1000	1000
1000	1000	1000	1000
1000	1000	1000	1000
1000	1000	1000	1000
1000	1000	1000	1000

5% Carbon Film Resistors

Part No.	Price	Part No.	Price
1000	1000	1000	1000
1000	1000	1000	1000
1000	1000	1000	1000
1000	1000	1000	1000
1000	1000	1000	1000
1000	1000	1000	1000
1000	1000	1000	1000
1000	1000	1000	1000
1000	1000	1000	1000
1000	1000	1000	1000

WIRE WRAP DIP SOCKETS

Part No.	Price	Part No.	Price
1000	1000	1000	1000
1000	1000	1000	100

Commodore® Accessories

RS232 ADAPTER FOR VIC-20 AND COMMODORE 64

New!



New!

The JE232CM allows connection of standard serial RS232 printers, modems, etc. to your VIC-20 and C-64. A 4-pole switch allows the inversion of the 4 control lines. Complete installation and operation instructions included.

• Plugs into User Port • Provides Standard RS232 signal levels • Uses 6 signals (Transmit, Receive, Clear to Send, Request to Send, Data Terminal Ready, Data Set Ready).

JE232CM . . . \$39.95

VOICE SYNTHESIZER FOR APPLE AND COMMODORE

Great Educating Tool!



JE520AP

JE520CM

• Over 250 word vocabulary - affixes allow the formation of more than 500 words • Built-in amplifier, speaker, volume control, and audio jack • Recreates a clear, natural male voice • Plug-in user ready with documentation and sample software • Case size: 7 1/4" L x 3 3/4" W x 1-3/8" H

APPLICATIONS: • Security Warning • Telecommunication • Teaching • Handicap Aid • Instrumentation • Games

Part No.	Description	Price
JE520CM	For Commodore 64 & VIC-20	\$114.95
JE520AP	For Apple II, II+, and IIe	\$149.95

Computer Memory Expansion Kits

IBM PC AND PC XT

Most of the popular Memory Boards (e.g., Quadram™ Expansion Boards) allow you to add an add'l. 64K, 128K, 192K or 256K. The IBM64K Kit will populate these boards in 64K byte increments. The kit is simple to install—just insert the 9-64K RAM chips in the provided sockets and set the 2 groups of switches. Complete conversion documentation included.

IBM64K (Nine 200ns 64K RAMs) . . . \$43.95

COMPAQ • COLUMBIA • EAGLE
These PC compatibles and others use the IBM64K for memory expansion.
IBM64K (Nine 200ns 64K RAMs) . . . \$43.95

APPLE II/e

Expanded 80-Column/64K RAM Card. Expands memory by 64K to give 128K when used with programs like VisiCalc™. Fully assembled and tested.

JE864 . . . \$99.95

TRS-80 MODEL I, III

Each Kit comes complete with eight MMS250 (UDP416/4116) 16K Dynamic RAMs and documentation for conversion. Model I: 16K equipped with Expansion Interface can be expanded to 48K with 2 Kits. Model III: Can be expanded from 16K to 48K using 2 Kits. Each Kit will expand computer by 16K increments.

TRS-16K3 200ns (Model III) . . . \$8.95

TRS-16K4 250ns (Model I) . . . \$6.95

TRS-80 MODEL IV

Easy to Install Kit comes complete with 8 ea. 4164N-20 (200ns) 64K Dynamic RAMs and conversion documentation.

TRS-64K-2 (Converts from 16K to 64K) . . . \$38.95

TRS-64K-2PAL (ea. 4164 w/Special PAL Chip to expand from 64K to 128K) . . . \$59.95

TRS-80 COLOR AND COLOR II

Easy to Install Kit comes complete with 8 ea. 4164N-20 (200ns) 64K Dynamic RAMs and documentation for conversion. Converts TRS-80 Color Computers with D, E, ET, F and NC circuit boards to 32K. Also converts TRS-80 Color Computer II to 64K. Flex DOS or OS-9 required to utilize full 64K RAM on all computers.

TRS-64K-2 . . . \$38.95

INDUSTRIES Protect Yourself... DATASHIELD® Surge Protector



• Eliminates voltage spikes and EMI-RFI noise before it can damage your equipment or cause data loss • 6 month warranty • Power dissipation (100 microsecond): 1,000,000 watts • 6 sockets • 6 foot power cord • Normal line voltage indicator light • Brown out/black out reset switch

Model 100 . . . \$69.95

Protect Yourself...

DATASHIELD® Back-Up Power Source



Provides up to 30 minutes of continuous 120 VAC 60Hz power to your computer system (load dependent) when you have a black out or voltage sag • Six month warranty • Weight (PC200): 24 lbs. • (XT300): 37.5 lbs.

PC200 (Output rating: 200 watts) . . . \$299.95

XT300 (Output rating: 300 watts) . . . \$399.95

HAPPY HOLIDAYS!



Intelligent 300/1200 Baud Telephone Modem with Real Time Clock/Calendar

The ProModem™ is a Bell 212A (300/1200 baud) intelligent stand-alone modem • Full featured expandable modem • Standard features include Auto Answer and Auto Dial, Help Commands, Programmable Intelligent Dialing, Touch Tone™ and Pulse Dialing & More • Hayes command set compatible plus an additional extended command set • Shown w/ alphanumeric display option.

Part No.	Description	Price
PM1200	RS-232 Stand Alone Unit	\$349.95
PM120CA	Apple II, II+ and IIe Internal Unit	\$369.95
PM120CB	IBM PC and Compatible Internal Unit	\$269.95
PM120CBS	IBM PC & Comp. Int. Unit w/ProCom Software	\$319.95
MAC PAC	Macintosh Package	\$399.95
	(Includes PM1200, Cable, & ProCom Software)	

OPTIONS FOR ProModem 1200

PM-COM	(ProCom Communication Software)	\$79.95
PM-OP	Please specify Operating System	
PMO-15K	(Options Processor)	\$79.95
PMO-32K	(Options Processor Memory - 16K)	\$10.95
PMO-64K	(Options Processor Memory - 32K)	\$20.95
PM-ALP	(Options Processor Memory - 64K)	\$39.95
PM-CC	(Alphanumeric Display)	\$79.95
PM-MC	(Apple IIC to PM1200 Cable)	\$29.95
	(Macintosh to PM1200 Cable)	\$29.95

KEYBOARDS



13 1/2" L x 4 1/4" W x 3/4" H

Mitsumi 54-Key Unencoded All-Purpose Keyboard

• SPST keyswitches • 20 pin ribbon cable connection • Low profile keys • Features: cursor controls, control, caps (lock), function, enter and shift keys • Color (keycaps): grey • Wt.: 1 lb. • Pinout included

KB54 . . . \$14.95

New!



16-9/16" L x 5 3/4" W x 1 1/4" H

76-Key Serial ASCII Keyboard

• Simple serial interface • SPST mechanical switching • Operates in upper and lower case • Five user function keys: F1-F5 • Six finger edge card connection • Color (keys): tan • Weight: 2 lbs. • Data incl.

KB76 . . . \$29.95



Apple Owners!
NEW!

Apple Keyboard and Case for Apple II and II+

• Keyboard: Direct connection with 16-pin ribbon connector • 26 standard functions • Size: 14 1/2" L x 5 1/2" W x 1 1/4" H • Case: Accommodates KB-A68 • Pop-up lid for easy access • Size: 15 1/2" W x 18 1/2" D x 4 1/4" H

Part No.	Description	Price
KB-EA1	Keyboard and Case (pictured above)	\$134.95
KB-A68	68-Key Apple Keyboard only	\$79.95
EAEC-1	Expanded Apple Enclosure Case only	\$59.95

POWER SUPPLIES



TRANSACTION TECHNOLOGY, INC. 5VDC @ 1 AMP Regulated Power Supply

• Output: +5VDC @ 1.0 amp (also +30VDC regulated) • Input: 115VAC, 60 Hz • Two-tone (black/beige) self-enclosed case • 6 foot, 3-conductor black power cord • Size: 6 1/2" L x 7 1/2" W x 2 1/4" H • Weight: 3 lbs.

PS51194 . . . \$14.95



Power/Mate Corp. REGULATED POWER SUPPLY

• Input: 105-125/210-250 VAC at 47-63 Hz • Line regulation: ±0.05% • Three mounting surfaces • Overvoltage protection • UL recognized • CSA certified

Part No.	Output	Size	Weight	Price
EMAS/68	5V@3A/6V@2.5A	4 1/4" L x 4 1/4" W x 2 1/4" H	2 lbs.	\$29.95
EMAS/6C	5V@6A/6V@5A	5 1/4" L x 4 1/4" W x 2 1/4" H	4 lbs.	\$39.95



POWER PAC INC. REGULATED POWER SUPPLY

• Perfect for computer systems • Output: +5VDC @ 11 Amps, -5VDC @ 1 amp, +12VDC @ 2 Amps, -12VDC @ 0.5 Amp and +24VDC @ 3 Amps • Over-voltage protection • Size: 12 1/2" L x 6 1/2" W x 4 1/4" H • Weight: 17 lbs. • Spec incl.

PS2922 . . . \$69.95



4-CHANNEL SWITCHING POWER SUPPLY

• Microprocessor, mini-computer, terminal, medical equipment and process control applications • Input: 90-120VAC, 47-60Hz • Output: +5VDC @ 5A, +5VDC @ 1A, +12VDC @ 1A, -12VDC @ 1A • Line regulation: ±0.2% • Ripple: 30mV p-p • Load regulation: ±1% • Overcurrent protection • Adj. 5V main output ±10% • Size: 6 1/2" L x 1 1/2" W x 4 1/2" H • Weight: 1 1/2 lbs.

FCS-604A . . . \$69.95



Switching Power Supply for APPLE II, II+ & IIe™

• Can drive four floppy disk drives and up to eight expansion cards • Short circuit and overload protection • Fits inside Apple computer • Fully regulated +5V @ 5A, +12V @ 1.5A, -5V @ 5A, -12V @ 5A • Direct plug-in power cord included • Size: 9 1/2" L x 3 3/4" W x 2 1/4" H • Weight: 2 lbs.

KHP4007 (SPS-109) . . . \$59.95

\$10.00 Minimum Order — U.S. Funds Only
California Residents Add 6 1/4% Sales Tax
Shipping — Add 5% plus \$1.50 Insurance
Send S.A.S.E. for Monthly Sales Flyer!



1355 SHOREWAY ROAD, BELMONT, CA 94002

12/84 PHONE ORDERS WELCOME — (415) 592-8097 Telex: 176043

Circle No. 21 on Free Information Card

Apple® Accessories

5 1/4" APPLE™ Direct Plug-In Compatible Disk Drive and Controller Card



The ADD-514 Disk Drive uses Shugart SA390 mechanics—143K formatted storage • 35 tracks • Compatible with Apple Controller & ACC-1 Controller • The drive comes complete with connector and cable — just plug into your disk controller card • Size: 6" L x 3 3/4" W x 8-9/16" D • Weight: 4 1/2 lbs.

ADD-514 (Disk Drive) . . . \$169.95

ACC-1 (Controller Card) . . . \$49.95

More Apple Compatible Add-Ons...

APF-1	(Cooling Fan)	\$39.95
KHP4007	(Switching Power Supply)	\$59.95
JE614	(Numeric/Aux. Keypad for IIe)	\$59.95
KB-A68	(Keyboard w/Keypad for II & II+)	\$79.95
MON-12G	(12" Green Monitor for II, II+, IIe, IIC)	\$99.95
JE864	(80 Col. +64K RAM for IIe)	\$99.95
ADD-12	(5 1/4" Half-Height Disk Drive)	\$179.95

DISK DRIVES



RFD480	(Remex 5 1/4" full-ht.)	\$129.95
JA551-2	(Panasonic 5 1/4" half-ht.)	\$139.95
TM100-2	(Tandon 5 1/4" full-ht.)	\$159.95
FD55B	(Teac 5 1/4" half-ht.)	\$149.95
SA455	(Shugart 5 1/4" half-ht.)	\$159.95
FDD100-8	(Siemens 8" full-ht.)	\$139.95
PKC-5	(5 1/4" Power Cable Kit)	\$2.95
PKC-8	(8" Power Cable Kit)	\$3.95

UV-EPROM Eraser

8 Chips - 21 Minutes



1 Chip - 15 Minutes

Erases all EPROMs. Erases up to 8 chips within 21 minutes (1 chip in 15 minutes). Maintains constant exposure distance of one inch. Special conductive foam liner eliminates static build-up. Built-in safety lock to prevent UV exposure. Compact — only 3.00" L x 3.70" W x 2.60" H. Complete with holding tray for 8 chips.

DE-4 UV-EPROM Eraser . . . \$74.95

UVS-11EL Replacement Bulb . . . \$16.95



JE664 EPROM PROGRAMMER 8K to 64K EPROMS — 24 & 28 Pin Packages

Completely Self-Contained — Requires No Additional Systems for Operation

• Programs and verifies EPROMs • Checks for properly erased EPROMs • Emulates EPROMs or EPROMs • RS232C Computer Interface for editing and program loading • Loads data into RAM by keyboard • Changes data in RAM by keyboard • Loads RAM from an EPROM • Compares EPROMs for content differences • Copies EPROMs • Power Input: 115VAC, 60Hz, less than 10W power consumption • Enclosure: Color-coordinated, light tan panels with molded and pieces in mocha brown • Size: 15 1/2" L x 8 1/2" W x 3 1/2" H • Weight: 5 1/2 lbs.

The JE664 EPROM Programmer emulates and programs various 8-Bit Word EPROMs from 8K to 64K-Bit memory capacity. Data can be entered into the JE664's internal 8K x 8-Bit RAM in three ways: (1) from a ROM or EPROM; (2) from an external computer via the optional JE665 RS232C BUS; (3) from the panel keyboard. The JE664's RAMs may be accessed for emulation purposes from the panel's 16-pin socket to an external microprocessor. In programming and emulation, the JE664 allows for initialization, change and validation of program contents. The JE664's RAMs can be programmed quickly to all "1"s (or any value), allowing unused addresses in the EPROM to be programmed later without necessity of "UV" erasing. The JE664 displays DATA and ADDRESS in convenient hexadecimal (alphanumeric) format. A "DISPLAY EPROM DATA" button changes the DATA readout from RAM word to EPROM word and is displayed in both hexadecimal and binary code. The front panel features a convenient operating guide. The JE664 Programmer includes one JM16A Jumper Module (as listed below).

JE664-A EPROM Programmer . . . \$995.00

Assembled & Tested (Includes JM16A Module)

JE665 — RS232C INTERFACE OPTION — The RS232C Interface Option implements computer access to the JE664's RAM. This allows the computer to manipulate, store and transfer EPROM data to and from the JE664. A sample program listing is supplied in MASM for CP/M computers. Documentation is provided to adapt the software to other computers with an RS232C port, 9600 Baud, 8-bit word, odd parity with 2 stop bits.

EPROM Programmer w/JE665 Option JE664-ARS . . . \$1195.00

Assembled & Tested (Includes JM16A Module)

EPROM JUMPER MODULES — The JE664's JUMPER MODULE (Personality Module) is a plug-in module that pre-sets the JE664 for the proper programming pulses to the EPROM and configures the EPROM socket connections for that particular EPROM.

J664 EPROM Jumper Module No.	EPROM	Programming Voltage	EPROM MANUFACTURER	PRICE
JM16A	2708	25V	AMD, Motorola, Intel, NEC, TI, AMD, NEC, Microware	\$14.95
JM16B	2716, TM2516 (70)	25V	Intel, Motorola, Intel, NEC, TI, AMD, NEC, Microware	\$14.95
JM16C	TM2516 (3-Vol)	5V + 5V + 12V	Motorola, TI, Intel, NEC	\$14.95
JM16D	TM2516	25V	Motorola, TI, Intel, NEC	\$14.95
JM16E	2732	25V	AMD, Fujitsu, NEC, Microware, Intel, Motorola, Toshiba	\$14.95
JM16F	2732A	21V	Fujitsu, Intel	\$14.95
JM16G	MC162876A, MC16A176A	21V	Intel, Fairchild, ONI	\$14.95
JM16H	2764	21V	Intel, Fairchild, ONI	\$14.95
JM16I	TM2564	25V	TI	\$14.95

STATIC RAMS

2114	1024 x 4 (450ns)	8/9.95
2114-25	1024 x 4 (250ns)	8/10.95
2114L-2	1024 x 4 (200ns) (LP)	8/13.95
TMM2016-200	2048 x 8 (200ns)	4.15
TMM2016-150	2048 x 8 (150ns)	4.95
TMM2016-100	2048 x 8 (100ns)	6.15
HM6116-4	2048 x 8 (200ns) (cmos)	4.75
HM6116-3	2048 x 8 (150ns) (cmos)	4.95
HM6116LP-4	2048 x 8 (200ns) (cmos) (LP)	5.95
HM6116LP-3	2048 x 8 (150ns) (cmos) (LP)	6.95
HM6264P-15	8192 x 8 (150ns) (cmos)	34.95

LP = Low Power

DYNAMIC RAMS

4116-250	16384 x 1 (250ns)	8/7.95
4116-200	16384 x 1 (200ns)	8/12.95
4116-150	16384 x 1 (150ns)	8/14.95
4164-200	65536 x 1 (200ns) (5v)	9/44.95
4164-150	65536 x 1 (150ns) (5v)	9/49.00
TMS 4164-15	65536 x 1 (150ns) (5v)	8.95

5v = Single 5 volt supply

EPROMS

2708	1024 x 8 (450ns)	3.95
2716	2048 x 8 (450ns) (5v)	3.95
2716-1	2048 x 8 (350ns) (5v)	5.95
TMS2532	4096 x 8 (450ns) (5v)	5.95
2732	4096 x 8 (450ns) (5v)	4.95
2732-250	4096 x 8 (250ns) (5v)	8.95
2732-200	4096 x 8 (200ns) (5v)	11.95
2732A	4096 x 8 (250ns) (5v) (21vPGM)	9.95
2732A-2	4096 x 8 (200ns) (5v) (21vPGM)	13.95
27128	16384 x 8 (300ns) (5v)	24.95

5v = Single 5 volt supply 21vPGM = Program at 21 Volts
SPECTRONICS CORPORATION
EPROMERASER PE-14, 9chipcapacity 83.00

8000

8039	5.95
8080	3.95
8085	4.95
8087	175.00
8088	29.95
8155	6.95
8748	24.95

8200

8203	39.95
8205	3.50
8212	1.80
8216	1.75
8228	3.49
8237-5	21.95
8243	4.45
8250	10.95
8251	4.49
8253	6.95
8253-5	7.95
8255	4.49
8255-5	5.25
8259	6.90
8259-5	7.50
8275	29.95
8279	8.95
8282	6.50
8284	5.50
8286	6.50

Z-80

Z80-CPU	3.95
Z80-PIO	3.95
Z80A-CPU	4.49
Z80A-CTC	4.95
Z80A-PIO	4.49
Z80A-SIO/0	12.95
Z80B-CPU	9.95

6500

6502	4.95
6522	6.95
6502A	6.95

6800

6802	7.95
6809E	14.95
6821	2.95
6845	12.95
6850	3.25
6883	22.95

DISK CONTR

1771	15.95
1791	23.95
1793	23.95
2791	54.95
2793	54.95

INTERFACE

8T28	1.98
8T97	.89
DM8131	2.95
DP8304	2.29
9334	2.50
9368	3.95

CLOCK CHIPS

MM5369	3.95
MM58167	8.95
MSM5832	3.95

DATA ACQ

ADC0804	3.49
ADC0809	4.49
ADC0817	9.95

SOUND CHIPS

76488	5.95
AY3-8910	12.95

CRYSTALS

32.768 khz	1.95
1.0 mhz	3.95
1.8432	3.95
2.0	2.95
2.4576	2.95
3.276	2.95
3.579545	2.95
4.0	2.95
5.0	2.95
5.0688	2.95
6.0	2.95
6.144	2.95
8.0	2.95
10.0	2.95
10.738635	2.95
14.31818	2.95
15.0	2.95
16.0	2.95
17.430	2.95
20.0	2.95

DISCRETE

KBP02 Bridge	.45
1N751 5.1v zener	.25
1N759 12v zener	.25
2N2222	.25
PN2222	.10
2N2905	.50
2N2907	.25
2N3055	.79
2N3904	.10
2N3906	.10
1N4004	10/1.00
1N4148	25/1.00

74LS00

74LS00	.24	74LS157	.65
74LS02	.25	74LS158	.59
74LS03	.25	74LS161	.65
74LS04	.24	74LS163	.65
74LS05	.25	74LS164	.69
74LS08	.28	74LS165	.95
74LS09	.29	74LS169	1.75
74LS11	.35	74LS173	.69
74LS14	.59	74LS174	.55
74LS20	.25	74LS191	.89
74LS21	.29	74LS193	.79
74LS27	.29	74LS194	.69
74LS30	.25	74LS195	.69
74LS32	.29	74LS221	.89
74LS33	.55	74LS240	.95
74LS38	.35	74LS241	.99
74LS42	.49	74LS242	.99
74LS47	.75	74LS243	.99
74LS51	.25	74LS244	1.29
74LS73	.39	74LS251	.59
74LS74	.35	74LS257	.59
74LS75	.39	74LS258	.59
74LS76	.39	74LS259	2.75
74LS85	.69	74LS260	.59
74LS86	.39	74LS266	.55
74LS90	.55	74LS273	1.49
74LS92	.55	74LS279	.49
74LS93	.55	74LS280	1.98
74LS107	.39	74LS283	.69
74LS109	.39	74LS290	.89
74LS112	.39	74LS293	.89
74LS122	.45	74LS299	1.75
74LS123	.79	74LS323	3.50
74LS125	.49	74LS365	.49
74LS126	.49	74LS367	.45
74LS132	.59	74LS368	.45
74LS133	.59	74LS373	1.39
74LS136	.39	74LS374	1.39
74LS138	.55	74LS377	1.39
74LS139	.55	74LS390	1.19
74LS148	1.35	74LS393	1.19
74LS151	.55	74LS640	2.20
74LS153	.55	74LS670	1.49
74LS154	1.90	74LS682	3.20
74LS156	.69	74LS688	2.40

74S00

74S00	.32	74S86	.50
74S02	.35	74S112	.50
74S04	.35	74S124	2.75
74S05	.35	74S138	.85
74S08	.35	74S157	.95
74S10	.35	74S175	.95
74S11	.35	74S240	2.20
74S20	.35	74S280	1.95
74S32	.40	74S287	1.90
74S74	.50	74S288	1.90

7400

7400	.19	7447	.69
7402	.19	7473	.34
7404	.19	7474	.33
7405	.25	7475	.45
7406	.29	7476	.45
7407	.29	7486	.35
7408	.24	7490	.35
7410	.19	7492	.50
7411	.25	7493	.35
7414	.49	74121	.29
7416	.25	74123	.49
7417	.25	74132	.45
7420	.19	74151	.55
7425	.29	74154	1.25
7430	.19	74157	.55
7432	.29	74164	.85
7438	.29	74192	.79
7442	.49	74193	.79
7445	.69		

CMOS

4001	.25	4069	.29
4011	.25	4070	.35
4013	.38	4071	.29
4015	.39	4081	.29
4016	.39	4093	.49
4017	.69	14411	11.95
4020	.75	4511	.85
4024	.65	4518	.89
4027	.45	4520	.79
4040	.75	4553	5.79
4042	.69	4584	.75
4046	.85	74C00	.35
4049	.35	74C04	.35
4050	.35	74C74	.65
4051	.79	74C925	5.95
4066	.39	74C928	7.95

ORDER TOLL FREE
800-538-5000
800-662-6279
(CALIFORNIA RESIDENTS)

D-SUBMINIATURE CONNECTORS

DB09P	Male 9 Pin D-Sub	\$2.08
DB25P	Male 25 Pin D-Sub	2.50
DB25S	Female 25 Pin D-Sub	3.25
DB25SR	Female 25 Pin Right Angle PC	4.42
GREY HOOD	For DB25 Connectors	1.25

IDC CONNECTORS

IDS28	26 Pin Ribbon Socket	2.43
IDS34	34 Pin Ribbon Socket	3.15
IDS50	50 Pin Ribbon Socket	4.65
IDE34	34 Pin Ribbon Edge Card	3.25
IDP16	16 Male Pin Dip Plug	1.65
RC50	50 Conductor Ribbon Cable	1.38/ft.

JUMBO LEDS

1-99	100-up
RED	.10 .09
GREEN	.18 .15
YELLOW	.18 .15

MOUNTING HARDWARE

.10 EA. 100/.09 EA.

DISPLAYS

MAN 72	CA.3"	.99
MAN 74	CC.3"	.99
FND-357	CC.375"	1.25
FND-500	CC.5"	1.49
FND-507	CA.5"	1.49

ELCOMP

Hardware Handbook
Mfr's Specs: LOGIC,
MEMORY, MPU's & more
800 pgs \$14.95

CAPACITORS

10pf	56pf
22pf	82pf
27pf	100pf
33pf	220pf
47pf	.001uf

MONOLITHIC

.01uf-mono	50V .14
.047uf-mono	50V .15
.1uf-mono	50V .18
.47uf-mono	50V .25

ELECTROLYTIC

1uf	25V .14
47uf	35V .18
470uf	25V .30
2200uf	16V .80

AXIAL

1uf	50V .14
22uf	16V .14
47uf	50V .20
220uf	25V .30

COMPUTER GRADE

44,000uf	30V 3.95
----------	----------

RESISTORS

1/4 WATT 5% CARBON
FILM ALL STANDARD
VALUES FROM 1 OHM
TO 10 MEG OHM

50 PCS./VALUE	.025
100 PCS./VALUE	.02
1000 PCS./VALUE	.015

DIP

4 POSITION	.85
5 POSITION	.90
6 POSITION	.90
7 POSITION	.95
8 POSITION	.95

MISC.

ULN2003	2.49
3242	7.95
MC3470	4.95
AY5-1013	3.95
COM8116	10.95

BARGAIN HUNTERS CORNER

*NASHUA DISKETTES

5 1/4" SOFT SECTOR
DOUBLE SIDED, DOUBLE DENSITY

WITH HUB RINGS
BULK PACKED IN FACTORY SEALED BAGS OF 50.
INCLUDES DISKETTE SLEEVES AND WRITE PROTECT TABS.
IDEAL FOR SCHOOLS, CLUBS, AND USER GROUPS. THIS IS
A SPECIAL PURCHASE. SO QUANTITIES ARE LIMITED.
3 YEAR WARRANTY.

\$1.39 ea. \$1.49 ea. \$1.59 ea.

*NASHUA DISKETTES WERE JUDGED TO HAVE THE HIGHEST
POLISH AND RECORD AMPLITUDE OF ANY DISKETTES TESTED
(SEE "COMPARING FLOPPY DISKS", BYTE #44)

DISKETTE FILE \$9.95

BY DEALING DIRECT WITH THE FACTORY WE CAN MAKE
THIS UNBEATABLE OFFER!

- * ATTRACTIVE SMOKED ACRYLIC CASE
- * WITH 5 SMOKEED DIVIDERS
- * RUGGED, HIGH QUALITY CONSTRUCTION

Computer Mart

RATE: Ads are * by 3". 1 insertion: \$935.00. 6 insertions: \$900.00 ea. 12 insertions: \$865.00 ea. Closing date: 1st of the 2nd mo. preceding cover date. Send order and remittance to Computer Mart, Computers & Electronics, 1 Park Ave., N.Y., N.Y. 10016. Direct inquiries to: Lois Price (212) 503-5115. For Customer Service (212) 503-5115. For Customer Service, call (212) 503-4506.

COMMODORE 64 INTERFACING BLUE BOOK

Written by a college professor in a friendly and informative style, this book is a gold mine of practical information on how to build a variety of useful interfaces for your computer. Over 30 projects including cassette interface, printer interface, expansion bus, light pen, RS-232 interface, more user ports, thermometer, speech synthesizer and two other voice projects, A/D and D/A converters, 5 telephone interfaces including a sophisticated voice mail project, motor controllers, AC power control, logic analyzer, capacitance meter, spectrum analyzer, home security system and many more. \$16.95 postpaid. Foreign orders add \$3 AIR MAIL shipping.

C 20 INTERFACING BLUE BOOK

Hardware interfacing projects for the VIC. Similar to the 64 book above. See what your VIC can do with a little interfacing. \$9.95 postpaid.

MICROSIGNAL PRESS

Box B, P.O. Box 388 Goleta, CA 93116

DISCOUNT COMPUTER EQUIPMENT

LOWEST PRICES on Printers, Disk Drives, Software, and other Computer Equipment!
SON, Star Micronics, Okidata, London, TEAC, & Many Others.

For a free catalog call

918/825-4844



MICROCOMPUTER★ BUSINESS SOFTWARE

**MEDICAL MGMT...
MENTAL MGMT...
INSURANCE AGENT
LEGAL BILLING.....
PROPERTY MGMT..
AND MUCH MORE !**

UNIVAIR INTERNATIONAL
9024 St. Charles Rock Road
ST. LOUIS, MISSOURI 63114

(314) 426-1099

CIRCLE NO. 99 ON FREE INFORMATION CARD

Thanks to YOU We're Growing
with YOU and your Computer
LEO ELECTRONICS, INC.
P.O. Box 11307
Torrance, CA. 90510-1307
Tel: 213/212-6133 800/421-9565
TLX: 291 985 LEO UR

We Offer . . . PRICE . . . QUALITY . . .
PERSONAL SERVICE

64K UPGRADE			
9 Bank (IBM PC)	\$43.65	(150ns)	
	\$41.85	(200ns)	
4164 (150ns)	\$4.85 ea.		
(200ns)	\$4.65 ea.		
8 Bank (other PC)	\$38.80	(150ns)	
	\$37.20	(200ns)	
4164 (150ns)	\$4.85 ea.		
(200ns)	\$4.65 ea.		
256K "Mother-Saver" Upgrade			
256K (150ns)	\$36.00 each		
6116P-3	\$4.40	2732	\$3.95
2716	\$3.20	2764	\$7.00
TMS-2716	\$4.95	27128	\$24.00

We accept checks, Visa, Mastercard or Purchase Orders from qualified firms and institutions. U.S. Funds only. Call for C.O.D. California residents add 6% tax. Shipping is UPS. Add \$2.00 for ground and \$5.00 for air. All major manufacturers. All parts 100% guaranteed. Pricing subject to change without notice.

NEW!

SURGE-STOP

Give any circuit 4500 AMPS of surge protection by just plugging it in! **\$9.95**

Surge Suppressor,
With EMI/RFI filtering, 6 plug switched- 15 Amp circuit breaker **\$29.95**

**Build Your Own
68000 System**
with 128KB, 3-RS232 ports for about **\$250**

FREE CATALOG

**Digatek
Corporation**

2723 W. Butler Dr., Suite 7
Phoenix, AZ 85021
602-995-8371

CIRCLE NO. 97 ON FREE INFORMATION CARD

GREAT DISKETTES Super Low Prices BIG NAME, NO NAME

You've used these diskettes a hundred times...and never knew their name. They're used by many of the major software manufacturers...and now you can buy them.

\$119 ea. **\$159** ea.
Qty. 50 5 1/4" SSDD Qty. 50 5 1/4" DSDD

5 1/4" SSDD-96TPI \$1.89 ea. 5 1/4" DSDD-96TPI \$2.14 ea.

***** LIFETIME WARRANTY! *****

These are bulk packed diskettes with white Tyvek sleeves. No user identification labels or write-protect tabs are included.

Shipping: 5 1/4" DISKETTES—Add \$3.00 per 100 or fewer diskettes. Payment: VISA or MASTERCARD accepted. COD orders only, add \$3.00 handling charge. Taxes: Ill. residents only, add 8% sales tax.

WE WILL BEAT ANY NATIONALLY ADVERTISED PRICE ON THE SAME PRODUCT AND QUANTITIES!

For orders only: **1-800-621-6827**
(In Illinois: **1-312-944-2788**)
(All other calls: **1-312-944-2788**)

Hours: 9AM-5PM Central, Mon.-Fri.

DISK WORLD!, Inc.

Suite 4806 • 30 East Huron Street • Chicago, Illinois 60611

DISK WORLD!

Home of
**BIG NAME,
NO NAME
DISKETTES**

CIRCLE NO. 100 ON FREE INFORMATION CARD

Marymac
INDUSTRIES

800-231-3680

Pan American
ELECTRONICS

800-531-7466

Radio Shack TRS-80's

People you Trust to give you the very best!



- Lowest Price
- Reliable Service
- Quality Products

22511 Katy Fwy., Katy (Houston) Texas 77450
(713) 392-0747 Telex 774132

CIRCLE NO. 96 ON FREE INFORMATION CARD

BUILD YOUR OWN COMPUTER!!

68000 BASED MULTI-BUS COMPATIBLE KIT

4 BOARD SET INCLUDES:

- 1 6 SLOT MOTHER BOARD
- 1 CPU CARD
- 1 1.0 with UPD 765 FLOPPY CONTROLLER
- 1 128K RAM CARD

SCHEMATICS PARTS LIST & ASSEMBLY DRAWINGS

KT 1001 COMPUTER KIT (FLATBOARDS ONLY)	\$189.99
KT 1004 COMPUTER KIT (UNTESTED BOARDS - POPULATED)	\$899.99
KT 1002 COMPUTER KIT (DOCUMENTATION ONLY)	\$35.00
KT 1003 PAL FOR RAM BOARD	\$16.99
KT 1005 CPU/M FOR KIT (INCLUDES BIOS)	\$350.00

WE CARRY A COMPLETE LINE
OF ELECTRONIC COMPONENTS
SEND FOR A FREE CATALOG!!!



MICROM ELECTRONICS
10000 CANOGA AVE. UNIT B-8
CHATSWORTH, CALIF. 91311
(818) 341-8833

CIRCLE NO. 98 ON FREE INFORMATION CARD

FREE CATALOG!

Just let us know and we'll mail you a **FREE Creative Computing Catalog**—16 pages filled with books, buyer's guides, magazines, and more!

To get your **FREE** catalog, write to: **Creative Computing Catalog**, Dept NA1X 39 East Hanover Ave., Morris Plains, NJ 07950.

20 PROGRAMS on 2 cassette tapes

for 16K
TS1000,
TS1500,
& ZX81
only
\$19.95



*for TS2068, C-64, VIC-20, ATARI, TI99/4A, CoCo & MC-10 only \$29.95

Save money, learn about the exciting world of home computing and have fun doing it with the new HOME-PAC™

The HOME-PAC™ with 21 page user manual covers educational, graphics, recreational, home finance and utility applications.

Great tool for learning to program in BASIC. Programs are listable and manual includes section on modification tips.

10 DAY MONEY BACK GUARANTEE

Please add \$2.00 shipping and handling to order.

Simplex Software, Dept CE2

62 Crestview Drive

Willingboro, NJ 08046

MC, VISA & Checks Accepted

Orders & Inquiries State Computer Type

Dealer Inquiries Invited

CIRCLE NO. 101 ON FREE INFORMATION CARD

Vohrax® SC-01A SPEECH SYNTHESIZER



\$32 each
(\$24 in
hundreds)

Order in Ones or Thousands

The SC-01A Speech Synthesizer is a completely self-contained solid state device. This single chip phonetically synthesizes continuous speech of unlimited vocabulary.

Computer interfaces and text-to-speech algorithms also available for product development.

Micromint is the largest U.S. distributor of the SC-01A. Call us for a price quote.

Call 1-800-645-3479, in N.Y. 1-516-374-6793

MICROMINT INC.


561 Willow Avenue
Cedarhurst, NY 11516



Add \$2.00 for
shipping & handling.



CONVERT YOUR TV TO A HIGH QUALITY MONITOR



USE WITH COMPUTERS, VCR's & CAMERAS

TRVM kit permits Dual Mode operation on transformer B&W or Color sets. • Hi-resolution Direct Video • Up to 80 characters per line • Wide bandwidth • Easy installation

DVM-1 Hot Chassis kit with Audio 64.95

- Isolation Devices
- Mac/Lisa Hardware & Software



Box 411, Los Angeles, CA 90028
(213) 466-5533

CIRCLE NO. 106 ON FREE INFORMATION CARD

MULTI-CHANNEL current carrier transceiver 2-WAY COMMUNICATION with any BSR type device

■ Switch selectable for 8 channels transmit & 3 channels receive OR 3 channels transmit & 8 channels receive + 1 channel for on/off cmd.

■ Switch selectable for any of the 16 BSR 'house codes' A thru P.

■ To transmit a BSR signal, take the assigned TTL input port high momentarily.

■ Upon receiving a BSR 'on' signal, the TTL output port goes high and stays high until reset by BSR 'off' signal.

■ An interrupt driven Z-8 micro, complete with power supply (requires 24 vac ct @ 200 ma) on a 4.5" card with 44 pin connector, \$187.00.

■ Optional RS-232 interface capable of sending and receiving all 256 channels, \$49.00.

HYDRUS CORPORATION

(214) 350-8766



dept. C

6218 Cedar Springs Rd Dallas, Texas 75235

CIRCLE NO. 102 ON FREE INFORMATION CARD



The new Series V Digital/Analog Keyboard Controllers from PAIA offer enough standard features and options to fill every need from stage to studio. Standard features include Pitch & Modulation Wheels, Gate and Re-trigger outputs, Low Note Hike Priority, Smooth Pratt-Read Action, Light weight and only 2" high.

You have your choice of

- 37 or 61 Note Actions
- Exponential Or Linear C.V.
- MIDI or Parallel Digital
- Mono or Poly
- Factory Assm. or Low Cost Kits

Best of all, prices start at less than \$180

**call our toll-free line for price
& ordering details & get your free
PAIA catalog! 1-800-654-8657**

9am to 5pm est mon-fri

Direct mail orders and inquiries to: Dept. 11P

PAIA Electronics, Inc.

1029 W. Wilshire, Oklahoma City, OK 73116 (405) 843-9636

CIRCLE NO. 104 ON FREE INFORMATION CARD

Book of Advances in

artificial intelligence

CONTINUOUS speech recognition machine disclosed by circuitry and phoneme printouts. (not a synthesizer but the first live-speech multi-speaker phoneme identifier.)

CREATIVITY in Learning Machines shown to supersede in due time the need of programming in computers.

ELECTRONICS by neuron simulation, discovered in serendipity.

Disproofs of both Godel's and Cantor's ideas.

A book is available with 332 page, 29 illustrations, some in color, covering those and other related subjects. To receive a copy of the book proceed as follows:

Send \$23 and add \$3 for handling and shipping, and sales tax when applicable. Use check, money order or credit card. Include your name, address, Zip, card number, Expiration date, and signature. No C.O.D.

Mail to: **ARNOLD LESTI**
10823 Georgia Ave, T-2
Wheaton, Maryland 20902
(301) 933-1177

CIRCLE NO. 107 ON FREE INFORMATION CARD

TOROIDAL POWER TRANSFORMERS

Small size • Low noise • Easy mounting

Made in U.S.A.

Custom sizes: 15VA-3,000VA at 50/60 Hz

40 standard transformers with 117V-60Hz primaries in stock for 20VA, 40VA, 70VA, 100VA, 150VA, 340VA, 600VA

Call or write for data sheets



Size	Secondaries* Volts/Amps	Price Each		
		1	2-4	5-24
70VA	24V/2.9A	\$27.00	\$22.80	\$20.30
OD-3.2"	220V/.31A	27.00	22.80	20.30
H-1.4"	2x8.5V/4.1A	27.90	24.20	21.20
Wt.-1.5 lbs	2x12V/2.9A	27.90	24.20	21.20
	2x15V/2.3A	27.90	24.20	21.20
	2x18V/1.9A	27.90	24.20	21.20
	Multivoltage**	33.90	30.00	26.70
150VA	24V/6.2A	\$33.70	\$28.40	\$25.00
OD-3.7"	220V/.67A	33.70	28.40	25.00
H-1.8"	2x8.5V/8.6A	34.60	29.30	25.90
Wt.-2.9 lbs	2x12V/6.2A	34.60	29.30	25.90
	2x15V/5.0A	34.60	29.30	25.90
	2x18V/4.1A	34.60	29.30	25.90
600VA	220V/2.73A	\$59.00	\$50.00	\$44.50
OD-5.5"	2x24V/12.5A	59.90	50.90	45.40
H-2.4"	2x30V/10.0A	59.90	50.90	45.40
Wt.-8.2 lbs	2x33V/9.1A	59.90	50.90	45.40
	2x38V/7.9A	59.90	50.90	45.40

* Dual secondaries may be used separately, in parallel or in series.

** For 5V and .12V or 5V and .15V regulated dc.

Terms: VISA, MASTERCARD, COD or money orders—

UPS charges added.

301-464-2100 TOROIDAL CORPORATION OF MARYLAND
5000 Laurel-Bowie Rd., Bowie, MD 20715-4037

CIRCLE NO. 103 ON FREE INFORMATION CARD



SAVE MORE THAN EVER ON 3M Scotch® DISKETTES

SALE PRICES ON 5 1/4"!
Prices good thru 9/30/84.

\$149^{ea.} 5 1/4" SSDD 5 1/4" DSDD \$195^{ea.}
Qty. 20 Qty. 20

LIFETIME WARRANTY!

5 1/4" SSDD-96TPI \$2.19 ea. 5 1/4" DSDD-96TPI \$2.75 ea.

8" SSDD \$2.05 ea. 8" SSDD \$2.50 ea.

8" DSDD \$3.10 ea.

All diskettes are boxed in 10's with Tyvek sleeves, reinforced hubs on 5 1/4" user identification labels and write-protect tabs.

Shipping: 5 1/4" DISKETTES—Add \$3.00 per 100 or fewer diskettes.

8" DISKETTES—Add \$4.00 per 100 or fewer diskettes. Payment:

VISA and MASTERCARD accepted. COD orders only add \$3.00

handling charge. Taxes: Illinois residents only add 8% sales tax.

WE WILL BEAT ANY NATIONALLY ADVERTISED PRICE

ON THE SAME PRODUCT AND QUANTITIES!

For orders only: 1-800-621-6827

(In Illinois: 1-312-944-2788)

(All other calls: 1-312-944-2788)

Hours: 9AM-5PM Central, Mon.-Fri.

DISK WORLD!, Inc.

Suite 4806 • 30 East Huron Street • Chicago, Illinois 60611

DISK
WORLD!

Authorized Distributor
Information Processing
Products



CIRCLE NO. 105 ON FREE INFORMATION CARD

SUPER DIAGNOSTIC for most makes of FLOPPY DRIVES

Don't buy a new drive! Save time and money with quick, easy and accurate Digital Diagnostic Disk†.

The INTERROGATOR† for IBM-PC†
(by Dysan) \$139

KAYPRO† DRIVE DIAGNOSTIC KIT
(by Sheephead) \$119

Order from:

Sheephead Software™

P.O. Box 486

Boonville, CA 95415

(707) 463-1833

†Trademarks of Dysan, IBM or Kaypro.

CIRCLE NO. 108 ON FREE INFORMATION CARD

A new book by H FRE TO GET SOFTWARE

Just \$14. pay postage if you
state wh saw this ad.

★ ★ ★ ★ ★
SAMPLE DOMAIN DISK \$8.
Has 8 pl programs in either
CP/M or OS. (Please state
computer and type of system,
Victor.) odore, Northstar or

She ad Software™
Box 486
p, CA 95415
463-1833

CIRCLE NO. 10 ON FREE INFORMATION CARD

ICs MPT DELIVERY!!! DAY SHIPPING (USUALLY)

AMIC RAM			
25	k1 150 ns	\$34.34	
25	k1 200 ns	26.26	
64	k1 150 ns	4.77	
64	k1 200 ns	4.62	
16	k1 200 ns	1.21	
EPROM			
27	8 300 ns	\$49.97	
27	8 300 ns	18.77	
27	8 200 ns	22.50	
27	1 250 ns	6.50	
27	1 250 ns	6.37	
27	1 450 ns	3.50	
IC RAM			
6264	150 ns	\$31.25	
6116	150 ns	6.36	

Open 6% Ship via Fed-Ex on Sat.

MasterCard
Fac Prime Parts
MICRO ORS UNLIMITED
24,000 SOL BEGGS, O (918)-267-4961

Prices subject to change. Please expect
higher prices on some parts. Cash discount prices shown. Ship
you by the next morning, via

Now available for the computer experimenter!

COMPUTER CONNOISSEUR'S DELIGHT!

NOW BE IN CONTROL WITH YOUR COMPUTER. THE ONLY PUBLICATION
OF ITS KIND WRITTEN FOR THE USER. DISCOVER THE SECRETS AND
LEARN THE VERSATILITY OF MODERN COMPUTER COMMAND CONTROL
CONCEPTS. EXPERIMENT WITH COMPUTER AND TELEPHONE SYSTEMS.
INTERFACE THEM. LEARN HOW THEY WORK. WHAT THEY DO. AND
HOW TO GET THEM TO WORK FOR YOU. A COMPLETE TELEPHONE
ENGINEERING COURSE IS INCLUDED IN MONTHLY CHAPTERS. BRING-
ING YOU THROUGH STEP CROSBY, ESS, BUSS, AND ATOMIC
SWITCHING SYSTEMS! EXCLUSIVE COVERAGE IN BIOLOGICAL COMPUT-
ING SYSTEMS. YOUR COMPUTERS AND TELEPHONES ARE THE FUTURE.
THIS PUBLICATION IS AN ABSOLUTE MUST FOR EVERYONE INTERESTED.

UNPUBLISHED MATERIAL

WIT

COMICS

DIRECTORY LISTING NET-WORKS

AC-CERN CODES

Computel
PUBLISHED MONTHLY

ONE YEAR SUBSCRIPTION \$14.00
(SAMPLE COPY \$1.00)
SUBSCRIPTION & 2 PROGRAMS \$20.00

Credit Card Only. 100% Satisfaction. Shipping & Handling Extra.

COMPUTEL—the complete SOURCE for everyone.
You can now do the things you've only heard about,
right in the privacy of your own home. Indispensable
reference to preachers and hackers. Learn how to get
all kinds of computer programs FREE. Get the inside
story of big business systems—their quirks and flaws
—and remain up to date with vital occurrences within
the computer industry. Computel is a publication de-
signed for everyone who has an intense curiosity of
computer systems, containing a wealth of hard to find
information, codes, and numbers. Published monthly.

Computer Publishing Society
6354 VAN NUYS BL., #161-E/VAN NUYS, CA 91401

CIRCLE NO. 113 ON FREE INFORMATION CARD

FANTASTIC LOW PRICES ON BASF QUALIMETRIC DISKETTES

- LIFETIME WARRANTY •
- PLASTIC STORAGE CASES •

\$139^{ea.} 5 1/4" SSDD **\$189^{ea.}** 5 1/4" DSDD
Qty. 20 Qty. 20

All BASF Diskettes include a PLASTIC DISK CADDY, Tyvek sleeves, reinforced hubs, user identification labels and write-protect tabs.

Shipping: 5 1/4" DISKETTES—Add \$3.00 per 100 or fewer diskettes.
Payment: VISA or MASTERCARD accepted. CDD orders only add \$3.00 handling charge. Taxes: Ill. residents only, add 8% sales tax.

WE WILL BEAT ANY NATIONALLY ADVERTISED PRICE
ON THE SAME PRODUCT AND QUANTITIES!

For orders only: 1-800-621-6827

(In Illinois: 1-312-944-2788)

(All other calls: 1-312-944-2788)

Hours: 9AM-5PM Central, Mon.-Fri.

DISK WORLD!, Inc.

Suite 4806 • 30 East Huron Street • Chicago, Illinois 60611

DISK WORLD! Authorized Reseller
Information Processing • BASF
Media

CIRCLE NO. 110 ON FREE INFORMATION CARD

MICROSETTE

5 1/4-Inch DISKETTES

Single or double sided, all double density (SSDD, DSDD), in box es.

ITEM	10 PACK	50 PACK
SSDD	\$15.00	\$70.00
DSDD	20.00	90.00

CASSETTES

Error-free computer grade.
With label and box.

C-10	7.50	32.50
C-20	9.00	39.00
C-60	11.00	50.00
C-90	15.00	70.00

UPS Shipping included in continental
USA • California customers add taxes

MICROSETTE CO.
275 Santa Ana Court
Sunnyvale, CA 94086
(408) 737-8441

CIRCLE NO. 111 ON FREE INFORMATION CARD

PRICE BREAKTHROUGH!

\$27.79



- A2D Joysticks for Apple, IBM PC, Atari, and others. • Same high quality as original A2D 2001 reviewed by Creative Computing as "outstanding joystick in practically every respect." • Now with external self centering defeat. • Long-life tactile feel buttons and precise open gimbal design used in high-performance R/C model airplanes.

See your dealer or order direct.
Write for free catalog.

A2D
LIFE

P.O. Box 6471
Greenville, SC 29606
Phone: (803) 297-0552

CIRCLE NO. 114 ON FREE INFORMATION CARD



LEO ELECTRONICS, INC.
8921 S. Sepulveda #208
Los Angeles, CA 90045
(213) 641-3101 (800) 421-2418

WHY PAY MORE? SAVE MONEY! LOWEST PRICES ON PARTS!

EPROMS	
2708	3.00
2716	3.75
2716	6.00
TMS 2716	6.00
2732	7.00
2532	9.00
2764	9.00

REGULATORS	
7805	.75
7812	.75
7815	.75
7905	.85
7912	.85
7915	.85

RAMS	
4116(200ns)	8/12.00
4116(150ns)	8/16.00
4164(200ns)	8/52.00
4164(150ns)	8/54.00
6116P-3	6.00

MICROPROCESSORS	
Z-80A-CPU	5.00
8080A	3.00
8085A	7.00

TERMS: Check, Visa, Mastercard. Call for C.O.D.
U.S. Funds only. California Residents add 6.5% Tax.
SHIPPING: Add \$2.00 for Ground \$5.00 for Air.

**ALL MAJOR MANUFACTURERS
ALL PARTS 100% GUARANTEED**

6502 Single Board Computer and 5 Volt Switching Power Supply

6502 Single Board Computer with
16K CMOS RAM, sockets for two 2532
EPROM 8K. Real time calendar clock using
MM58167, one RS232 serial port using
a 6551ACIA and four parallel ports



using two
6522VIA. Uses a
single 5 volt power
source at 600MA,
5.5 x 7 inches.
Assembled and
tested. \$389.00



5 volt, 1 amp
Switching
Power Supply

with floating battery backup circuit. Input
115VAC or 10 to 15VDC, 3 x 7 inches PCB.
Assembled and tested. \$79.00

Custom Programming Group, Inc.
47-2A Marchwood Road Exton, PA 19341
(215) 363-8840

CIRCLE NO. 112 ON FREE INFORMATION CARD

Now we can make any computer singing as well as talk, for only \$219.



As featured in Garcia's
Circuit Cellar.
"BYTE" Magazine.
September.
October 1982.

Microvox.

MICROVOX is a completely self contained professional
voice quality text-to-speech synthesizer. MICROVOX
may be easily interfaced to any computer, modem,
RS-232C serial or parallel output device
• 6502 Microprocessor based text-to-speech algorithm
• SC-01A phoneme based speech synthesizer
• 64 crystal controlled inflection levels
• 3000 character buffer
• RS-232C and parallel port interfaces
• On board power supply
• Music and sound effects capability.

MV01 Microvox Assembled & Tested \$349.00
MV02 Microvox, complete kit \$299.00



To Order: Call Toll Free
1-800-645-3479
In N.Y. 1-516-374-6793
MICROMINT, INC.
561 Willow Avenue
Cedarhurst, NY 11516

THE \$3.95 PERIPHERAL THAT CAN SAVE YOU HUNDREDS OF DOLLARS



Before you shop for a microcomputer, or peripherals, consult the CREATIVE COMPUTING 1985 BUYER'S GUIDE TO PERSONAL COMPUTERS AND PERIPHERALS.

It's a complete hardware sourcebook with comparisons of over 250 of the newest microcomputers and listings of over 75 peripherals including disk drives, modems, printers, plotters and much, much more. We provide in-depth evaluations of 23 of the most popular microcomputers to help you decide which is the best for you at a price you can afford.

Our 1985 Buyer's Guide will connect you with the best values in new computer equipment.

ONLY \$3.95

Available at your local newsstand and computer store.

COMMODORE 64* PROGRAM EXPANDER BOARDS			
PLUGS INTO BACK OF COMPUTER. PLACE MOST USED PROGRAMS ON EXPANDER BOARD—TURN THE SWITCH ON TO THE PROG. YOU WANT, PRESS RESET BUTTON TO START PROGRAM. KEEPS ALL YOUR FAVORITE PROGRAMS AT YOUR FINGERTIPS			
PRE-TESTED GUARANTEED TO WORK			
4	PROGRAM EXPANDER BOARD	\$39	RETAIL COST
ORDER #DE11744			
6	PROGRAM EXPANDER BOARD	\$49	RETAIL COST
ORDER #DE154116			
8	PROGRAM EXPANDER BOARD	\$59	RETAIL COST
ORDER #DE110278			
FOR 1 to 999 Order Add POSTAGE & HANDLING CHARGES. 1000UP-Postage is incl.			
NO. DE11744	ADD \$2.00 Per Unit		
NO. DE154116	ADD \$3.00 Per Unit		
NO. DE110278	ADD \$4.00 Per Unit**		

BACKSHELL FOR 12/24 CARDAGE CONNECTOR—USER PORT COVER FOR VIC-20* & COM. 64*			
1000-29,999=80¢Ea.	30,000-59,999=75¢Ea.		
60,000-99,999=65¢Ea.	100,000UP=65¢Ea.**		
FOR HARDWARE ADD 20¢ PER UNIT			
**TERMS: 30% DOWN & BALANCE COD. ALLOW 6 Wks. DELIVERY. KS. Residents ADD 3% SALES TAX. WITH APPROVED CREDIT ONLY! DEALER & DISTRIBUTOR PRICE LIST AVAILABLE UPON REQUEST.			
*COMMODORE 64 and VIC-20 is a trademark of Commodore Bus. Machines, Inc. CALL OR SEND YOUR ORDER TODAY TO:			
DYNAMIC ELECTRONICS INC. (316) 264-8636			
1621 S. SENECA WICHITA, KS. 67313			
COMMODORE 64* PROGRAM EXPANDER BOARDS			

CIRCLE NO. 115 ON FREE INFORMATION CARD



THE BUYERS GUIDE

THE MASTER DIRECTORY
OF PRODUCTS FOR THE
IBM PC, PC XT, PCjr
AND MOST COMPATIBLES!

AVAILABLE AT YOUR
LOCAL NEWSSTAND AND
COMPUTER STORE.

Computers & Electronics Marketplace

CLASSIFIED RATES: Per Word, 15 Word Minimum. **COMMERCIAL:** \$5.00. **PERSONAL:** \$3.00. **EXPAND-AD:** \$7.50. Ads set in all bold type @ 20% premium. Ads set with background screen @ 25% premium. **DISPLAY:** 1" x 2 1/4", \$605.00. 2" x 2 1/4", \$1,165.00. 3" x 2 1/4", \$1,675.00. **GENERAL INFORMATION:** Frequency rates and prepayment discounts available. Payment must accompany order except credit card—Am. Ex., Diners, MC, VISA (include exp. date)—or accredited ad agency insertions. Copy subject to publisher's approval; must be typewritten or printed. First word set in caps. Advertisers using P.O. Boxes MUST supply permanent address and telephone number. Orders not acknowledged. They will appear in next available issue after receipt. Closing date: 1st of the 2nd month preceding cover date (e.g., Mar. issue closes Jan. 1). Send order & remittance to: Classified Advertising, **COMPUTERS & ELECTRONICS** Magazine, 1 Park Avenue, New York, NY 10016. To Charge your ad to a major credit card, call Lois Price at (212) 503-5115. For Customer Service, call (212) 503-4506.

FOR SALE

GOVERNMENT and industrial surplus receivers, transmitters, snooperscopes, electronic parts, Picture Catalog 25 cents. Meshna, Nahant, Mass. 01908.

RECONDITIONED TEST EQUIPMENT \$1.00 for catalog. WALTER'S TEST EQUIPMENT, 2697 Nickel, San Pablo, CA 94806, (415) 724-0587.

ELECTRONIC CATALOG. Over 4,500 items. Parts, & components. Everything needed by the hobbyist or technician. \$2.00 postage & handling (United States Only), refundable with first \$15.00 order. T & M Electronics, 472 East Main St., Patchogue, NY 11772. (516) 289-2520.

POLICE CODE UNSCRAMBLERS, lets you hear the coded messages of Police, Fire and Medical channels; plus other scanner accessories, satisfaction guaranteed. DNE Inc., Rt. 7, Box 257-A, Hot Springs, AR 71901. (501) 623-6027.

PRINTED CIRCUIT BOARDS, your artwork. Quick delivery. Reasonable. Atlas Circuits, Box 892, Lincolnton, NC 28092. (704) 735-3943.

CABLE TV CONVERTERS & EQUIPMENT. Plans and parts. Build or buy. For more information send \$2.00: C & D ELECTRONICS INC., P.O. Box 21, Jenison, MI 49428.

FREE Catalog of special function IC's and quality components. Goldsmith Scientific, Box 318M, Commack, New York 11725.

MICROWAVE ANTENNA SYSTEMS

Freq. 2.1 to 2.6 GHz • 34 db Gain • COMPLETE SYSTEMS (as pictured)

Commercial 40" Rod Style \$99.95

Parabolic 20" Dish Style 89.95

LIFETIME WARRANTY

PARTS AND LABOR

CALL OR WRITE FOR KITS • PARTS • INDIVIDUAL COMPONENTS

We Repair All Types Down Converters & Power Supplies

Phillips-Tech Electronics

P.O. Box 34772

Phoenix, AZ 85067

(602) 967-6972

Special Quantity Pricing • Dealers Wanted

PHONE LISTENING DEVICE

Record telephone conversations in your office or home. Connects between any cassette or tape recorder and your telephone line. Starts automatically when phone is answered. Records both sides of conversation. Stops recorder when phone is hung up.

19⁹⁵ ea. Qty discounts available

WIRELESS MIC (super powerfull)

10 times more powerful than other mics. Transmits up to 1/2 mile to any FM radio. Easy to assemble kit. 15V battery (not incl.) Call (305) 725-1000 or send \$19.95 + \$1 shipping per item to USI Corp., P.O. Box CE-2055, Melbourne, FL 32901. COD's accepted. For catalog of transmitters, voice scramblers and other specialty items, enclose \$2 to USI.

12 SATELLITE DISH AND POLAR MOUNT. Total weight 125-lbs. For \$189.00. For information send \$4.95 (Refundable u.p.) to: Satellite Operational Systems, P.O. Box 2002, Titusville, FL 32781.

CABLE TV products. Jerrold, Hamlin and Oak, send \$3.00 to ADDITIONAL OUTLET CORP., 1041 W. Commercial, Ft. Lauderdale, FL 33309.

HARD TO FIND lightbulbs thousands types buy, sell. Jetco, P.O. Box 8755, Newport Beach, CA 92658.

LOWEST POSSIBLE PRICES ANYWHERE! Computers Hardware—Software—Printers. Audio, Video. Car Stereo. ELECTRIFIED DISCOUNTERS, 996 Orange Ave., West Haven, CT 06516. MC/VISA. (203) 937-0106.

CABLE TV EQUIPMENT, Notch filters for "Beeping" Channels. Information \$1.00. Goldcoast, Box 63/6025 CE, Margate, Florida 33063 (305) 752-9202.

CABLE TELEVISION FACTS AND SECRETS. Now you can get the informative publication that CATV companies have been unsuccessfully trying to get banned for 15 years. Movie Channel, HBO and Showtime converters, etc. Send \$8.75 to: CABFAX, P.O. Box 091196, Bexley, Ohio 43209.

Computer/Satellite modulators, CCTV cameras, monitors, MATV, Kits. Free video catalog. Phone (402) 987-3771. Dealership available. ATV Research, 13-CE Broadway, Dakota City, NE 68731.

Telephone Audio Coupler connects between your recorder auxiliary input and phone line modular jack. (T adapter included). Play back or record messages. Uses improved broadcast engineering techniques. \$14.95 plus \$2.00 p&h. Info \$1.00. Columbus Music Company, 2514 13 Street, Columbus, NE 68601.

MICROWAVE ANTENNAS COMPLETE WITH WARRANTY from the original manufacturer. Three styles Daisy, Parabolic, and Yaggi. We also repair all down converters and power supplies. S.A.P. 3531 W. Glendale Ave., Phoenix, Arizona 85021. (602) 973-9117.

CABLE T.V. EQUIPMENT. JERROLD HAMLIN, OAK, all types. We also have Jerrold SB-3 in kit form. All parts and instructions included. Dealer inquiries invited. S.A.P. 3531 W. Glendale Ave., Phoenix, Arizona 85021. (602) 973-9117.

FREE BROCHURE! Largest selection of computer oriented T-shirts and caps. Must see! Computer Graphics, Box 4055, Lutherville, Maryland 21093.

PAY-TV RECEPTION. HBO, Showtime, Cinemax. 'How-To' Book \$4.95. Diptronics, Box 80(B9), Lake Hiawatha, NJ 07034.

PRINTED CIRCUIT BOARDS. Double sided with plated through holes or single sided. No set up charge. Cauldill Inc., 205 East Westwood Ave., Highpoint, NC 27262. (919) 884-0229.

CABLE CONVERTERS, MICROWAVE T.V. antennas, all types of cable T.V. accessories and kits. HMR SALES, 221 East Camelback #1, Phoenix, AZ 85012. (602) 993-0398.

FREE CATALOG. 99¢ KITS. Audio, video, TV computer parts. Allkit, 434 West 4th St., West Islip NY 11795.

UHF DESCRAMBLERS. Gated, Sinewave, Zenith. Lowest priced! Satellite Systems. Catalog \$1.00. AIS, Box 1226-C, Dublin, PA 18917. (215) 249-9411.

TWO TELETYPE 43 TERMINALS, 1200 baud modem, 32K pedestal manual. Needs some work. \$275. (914) 947-2902.

SATELLITE TV RECEIVER BREAKTHROUGH! Build your own system and save! Instruction manuals, schematics, circuit boards! Send stamped envelope: XANDI, Box 25647, Dept. 220, Tempe, AZ 85282.

COMPUTER EQUIPMENT/PARTS

SAVE 90% Build Your Own MiniComputer. Free Details. Digatek, 2723 West Butler Dr., Suite 20C, Phoenix, AZ 85021.

FREE 64 PAGE COMPUTER CATALOG crammed full of thousands of the best buys and lowest prices around! A.P. COMPUTER PRODUCTS, Dept. CC, 214A East Main, Patchogue, NY 11772. (516) 698-8636.

COMPUTER DISPLAY ENHANCER. Increases Clarity. Call for details. \$49.50. VISA accepted. Components Corp., Denville, NJ 07834. (201) 627-0290.

DISKS 99¢ each. 20 minimum. 5 1/4" for Apple, TRS80, Commodore, etc. Top makers, guaranteed! Promotional offer, limited quantities. Order by phone with MC/VISA. ERM, 27 Water St., Wakefield, Mass. 01880. (617) 246-3550.

TV & RADIO TUBES, 59¢ each. Send for free catalog. Cornell, 4213 University, San Diego CA 92105.

USED COMPUTER terminals, printers, modems, cables, surplus electronic parts. Specials: CRT's \$20.00, Hardware Modems as-is \$15.00. Catalog \$1.00. Rondure Company, "The Computer Room" CE, P.O. Box 35566, Dallas, TX 75235, (214) 630-4621.

REPLACEMENT RIBBONS for computer printers and word processors. Fantastic savings! Thousands in stock. Quick delivery. Call/write: 1 (800) 292-6272. National Computer Ribbons, 114 Elbank Ave., Baltimore, MD 21239.

SELF CONTAINED eprom programmer/emulator kit, from U.S. \$79.00. Z-80 based microcomputer kit, from U.S. \$129.00. FREE CATALOG. Protec, 725 Decarie #202, St. Laurent, QC, Canada H4L 3L4. Tel. (514) 744-3363. U.S. Inquiries.

AMBER REPLACEMENT CRT's (picture tubes) for IBM PC, Radio Shack, TeleVideo, DEC, Kaypro and many more monitors. Made with European Amber phosphor, high-lead glass, anti-glare tech, high-res gun, etc. Finest quality. Replace your CRT (a 20 minute job) and eliminate eye fatigue, improve appearance. Free literature. ALSO, anti-radiation, anti-glare terminal shields. Langley-St. Clair Instrumentation Systems, 132 W. 24th St., NY, NY 10011. (800) 221-7070.

DISCOUNT COMPUTER SUPPLIES. Write for free catalog. Mail to: C.R.E. Wholesale, P.O. Box 361, North Lake, Utah 84054.

COMPUTER SOFTWARE

FREE VIC-20 and COMMODORE 64 USERS GROUP MEMBERSHIP with software purchase. Why pay to belong to a users group when you don't have to? Benefits: Newsletter, extensive club library, discounts, contests, questions hot-line and more! Free details—(803) 797-1533. Lords of Basic, P.O. Box 459, Dept. 102 Ladson, SC 29456.

HORSE & DOG HANDICAPPING PROGRAMS FOR MOST PERSONAL COMPUTERS. Free catalog: Gambler's Edge Computing, Dept. B6, 250 Richards Rd., Suite 254, Kansas City, MO 64116.

RENT PUBLIC DOMAIN SOFTWARE. It's not copyrighted, no fees to pay. Copy hundreds of useful business, utility and game programs from our rental libraries onto your own computer at home! SASE NATIONAL PUBLIC DOMAIN LIBRARY, 1062 Taylor, Vista, CA 92083. (619) 941-0925.

DISCOUNT Computer—Software, Wargames, Video cassettes. FREE catalog. Wizard Entertainment, Box 509, Saugus, CA 91355.

DISCOUNT SOFTWARE/HARDWARE—30% minimum below retail. Apple II/II+, Atari 400/800/XL, TI-99/4A, Vic-20, Commodore 64, IBM/PC. Gemini-10X \$275.00, Okidata 92P \$445, Epson RX-80 F/T \$380.00. Flight simulator II \$37.50, Zork I/II/III \$26.50 each. TI extended basic \$77.50. Direct connect printer interface; TI \$85.00, Atari \$69.50. Send \$1 (stamps okay) for extensive software/hardware catalog. Specify computer system. Multi-Video Services, Box 246, East Amherst, NY 14051. (716) 688-0469 (5-9 P.M.).

COMMODORE 64/VIC 20 Games/educational software. Over 400 titles! Write for FREE catalog! American Peripherals, 12 Bangor St., Lindenhurst, NY 11757.

TI-99/4A, C-64 TIMEX 16K-48K, VIC, IBM, OWNERS. 5 fun programs for \$2.00! Get Baseball, Etching-Sketch, Blackjack, Dungeon, Galactic Patrol. Specify your computer. CHIPMUNK SOFTWARE, 634 Littlecroft, Upper-Darby, PA 19082.

FREE SOFTWARE. Earn "BONUS BUCKS" for FREE Software, Books and Supplies. Catalog \$1.00 (refundable with order). Specify model. Computer Discount Center Inc., Dept. CE, PO Box 1548, Springfield, VA 22151.

RENT SWAP your SOFTWARE. FREE catalog. SUPER LIBRARY, Box 27125, Orlando, FL 32867.

COMPUTER TRAINING through disks/tutorials, IBM, Apple, Sanyo, etc. Hardware, Software, Work Stations. Ryte Data, Box 210E, Mountain St, Haliburton, Ont. K0M 1S0 Canada. (705) 457-2774.

NEW For TRS-80 Mod I & III (needs 32K RAM or more) ... DA-80 by Brent W. Baccala ... Disassemblers Z-80 object code (even some UNDOCUMENTED opcodes!) for only \$35 on a tape! Send payment to: Brent W. Baccala, Attn: Computer Desk, 618 Laurel Drive, Pasadena, MD 21122.

ELECTRONICS made easy for Apple II users with Mentor, the proven theoretical circuit design package. Excellent learning aid too. \$174.95. Korsmeyer Electronic Design, Inc., 5701 Prescott, Lincoln, NE 68506. (402) 483-2238.

5 1/4" Floppies. SSDD MAXELL MD-1, \$179; DYSAN 104/1D \$1.99; D3DD Maxell MD-2 \$2.39; DYSAN 104/2D \$2.69. Shipping \$3.75 ON ANY SIZE ORDER. Sold in 10 packs. VISA, MC. 1-(800) 245-8000. Tapeworld, 220 Spring St., Box 361, Butler, PA 16001.

HARNESS AND THOROUGHbred RACING HANDICAPPING PACKAGE ... \$31.95. Specify: Cassette, Diskette—Apple II+e, IBM PC, COMMODORE 64, VIC-20, Atari, TI-99/4A, TRS-80, FREE INFORMATION! SOFTWARE EXCHANGE. Box 5382 West Bloomfield, Michigan 48033.

DIRECT manufacturing company offering for VIC and Commodore owners LIGHTPENS \$18.95, and BATTERY BACKUP \$79.95. Creative Electronics, P.O. Box 4253, Thousand Oaks, CA 91360. (805) 492-1506.

COMMODORE 64 and VIC-20. 21 free programs. Public Domain Inc., P.O. Box 190E, West Milton, OH 45383.

SAVE ON COMPUTER SOFTWARE/HARDWARE! Commodore, Apple, IBM, Sinclair. 20%-40% Below retail. SEND FOR FREE CATALOG. Maranatha Computing, Box 270, Englewood, CO 80151.

\$8.00 INCLUDING DISK thousand name brand programs for Apple, IBM-PC. Details RELIANT, P.O. Box 33610, Sheungwan, Hong Kong.

THE MATHEMATICIAN is a complete math package for the IBM, HP and TS 1000 with nearly the power of PROTRAN, a program available for mainframes, but very easy to use. Do your homework. Comes with documentation, hard-copy for easy conversion to any other computer and program. Requires 32K, 3 1/2 inch HP disk version available. Cassette \$19.95. Aerco disk \$24.95. Russell Reeve, 825N 750E, Bountiful, UT 84010.

LOWEST PRICE TI-99/4A Super CASSETTE PROGRAMS ONLY 50¢ EACH! Bonus Coupon/Free Catalog. THE EXCHANGE, C.E.-10, PO Box 46, STERLING, VA 22170 (703) 435-2789.

MOOD graphics, brilliant colorful action, sets mood for parties, romance. Several screens, TI-99/4A, Commodore 64, CP/M Cassette \$12.95, disk \$14.95. XBASIC, cassette \$12.95. Novelty Software, Box 286, Karlstad, MN 56732.

TI-99/4A Softwares for personal, home entertainment, and business applications. Write for free catalog to: Micro-Biz Hawaii, Dept. P 98-1409D, Kaahumanu St., Aiea, Hawaii 96701.

TRY BEFORE YOU BUY!!! TI—Users save money by renting software from the SOFTWARE USERS EXCHANGE, Dept. E, P.O. Box 49, New Cumberland, PA 17070. Free Brochure!

FREE Commodore-64/TI99-4A/TRS80-COCO/TRS80-MC10/VIC-20/TIMEX program! Send stamps! eZRA EZRA Company, Box 5222-CN, San Diego, California 921005.

HARDWARE

BUILD A FLAT BED PLOTTER for the Commodore 64 or Vic 20. Plans and programs \$49.00; Kit \$169.00; Assembled \$249.00. MAXI-PLOT, 839 Sea Foam, Houston, Texas 77062.

ENERGY

SOLAR ELECTRIC PANELS at drastically reduced prices! Off-spec and surplus modules from major manufacturers. Up to 50% off list. Styles, outputs vary. Call FREE for details—(800) 638-8304. Major Credit Card welcome.

COMPUTER REPAIRS

DISK DRIVES ALIGNED AND REPAIRED. 5 1/4"-SS-\$50, 5 1/4"-DS & 8"-SS-\$60, 8"-DS-\$80; includes \$20 in parts. Most home and personal computers repaired. Dealers/users invited, MICROAIDE INC. (201) 283-1910.

COMPUTER PUBLICATIONS

"DISK DRIVE MANUAL"—Drive Alignments, Preventive Maintenance, Diagnostics, Troubleshooting, Repairs—Without Special, Expensive Software, Equipment. Comprehensive. \$19.90. Brochure \$1. Williams, M.S.E.E., 2011 Crescent, Alamogordo, NM 88310.

TIMEX/SINCLAIR

AERCO will continue to provide high performance disk, printer, and other interfaces for ALL MODELS of Timex/Sinclair computers. Box 18093, Austin, TX 78760, (512) 451-5874.

Timex 2068 programs. Wall street: Biorhythms: Disassemblers: Star Trek and many more. \$10 each. SAE plus \$1 for comprehensive list. C. Dos-Santas, P.O. Box 9521, Fountain Valley, CA 92728.

TIMEX/SINCLAIR QUALITY SOFTWARE. Free price list. WMJ Data Systems, 4 Butterfly Dr., Hauppauge, NY 11788.

SOFTWARE-HARDWARE available now. Coming complete buyers guide. SASE for details. D. Lipinski Software, 2737 Susquehanna Road, Roslyn, PA 19001.

FREE TIMEX/SINCLAIR programs. Send \$1.00 for details. JPR-SW, P.O. Box 4155, DEPT-CE, Winterpark, FL 32793.

COMMODORE 64

600 + COMMODORE 64 SOFTWARE TITLES! Bonanza Catalog \$2.00 (refundable). SKELGRAF, 4415 Basswood, Bellaire, Texas 77401.

CABLE T.V.

CABLE TV SECRETS, the Informative Publication the Cable Companies Tried to Ban. HBO, Movie Channel, Showtime converters, etc.—\$8.95. CABLE FACTS, Box 711-PE, Pataskala, Ohio 43062.

CABLE TV CONVERTERS and modulators. Commercial types. BEST PRICES. Catalog \$2.00. Professional Video Inc., 4670 Hollywood Blvd., Hollywood, CA 90027.

CABLE CONVERTERS, lowest prices. C.O.D. shipping. Dealer inquiries accepted. Quantity discounts. Catalog \$1.00. PG Video Corp., PO Box 296, Latham, NY 12110. (518) 274-6593.

U-FIX-M oak M-26 CA TV converters. Buy one get one free. \$19.95 + \$4.00 shipping & handling. C.O.D., certified funds, Mastercard or Visa accepted. Other converters & video accessories for other systems available. Dealer inquiries welcomed. A.A. Video, 2002 Hogback Rd., Suite 17, Ann Arbor, MI 48104. Ph. # (313) 483-0289.

PLANS AND KITS

Communicate for miles with other computers with no license radio link. Study package with full details, sources. \$8.00 refundable. Broadcast Technical Services, 11 Walnut St., Marshfield, MA 02050.

MAILING LISTS

FREE MAILING LIST analysis. Details. GOC-10N, Box 1107, Stuart, FL 33494. (305) 334-5205.

WANTED

GOLD, electronic, circuit board scrap, silver, platinum, tantalum, mercury, Ores, metals assayed. Samples evaluated. Wholesale Terminal, toll free 1-800-932-1010, (617) 326-3442 in Mass.

TUBES

TUBES: "Oldies", Latest. Supplies, components, schematics. Catalog Free (stamp appreciated). Steinmetz, 7519-PE Maplewood, Hammond, Ind. 46324.

TUBES-RECEIVING, Industrial and Semiconductors Factory Boxed. Free price sheet including TV, radio and audio parts list. TRANSLATERONIC, INC., 1365 39th St., Brooklyn, NY 11218. Telephone: (212) 633-2800. Toll free: (800) 221-5802. Ask for Abe.

TV & RADIO TUBES, 59¢ each. Send for FREE CATALOG. Cornell, 4213 University, San Diego, CA 92105.

7,000,000 TUBES. World's largest inventory. Free catalog. UNIT ELECTRONICS, Dept. CE, P.O. Box 213, Elizabeth, NJ 07206.

GOVT SURPLUS

IS IT TRUE YOU CAN BUY JEEPS FOR \$44 THROUGH THE U.S. GOVERNMENT? Get the facts today! Call (312) 742-1142 Ext. 4649.

PERSONALS

MAKE FRIENDS WORLDWIDE through international correspondence, illustrated brochure free. Hermes-Verlag, Box 110660/Z, D-1000 Berlin 11, W. Germany.

ORIENTAL SINGLES seeking cultural exchange, friendship, sharing, marriage. WRITE: CHERRY BLOSSOMS, Box 1021P, Honokaa, Hawaii 96727.

CORRESPONDENCE TO ASIA FOR LOST RELATIONSHIP. Free information. AAWS-CE, Box 2777, Orcutt, CA 93455-0777.

BEAUTIFUL PHILIPPINE LADIES—Desire Friendship, Correspondence, Marriage!! Photos, Descriptions, \$1.00. Transcor-B, Box 2321, Manila, Philippines 2801.

DO FOREIGN WOMEN MAKE BETTER WIVES? Carefully selected, beautiful, international women. Large photos, detailed, biographics provided. CCI, Box 2253, Canoga Park, CA 91306.

INSTRUCTION

LEARN WHILE ASLEEP! HYPNOTIZE! Astonishing details, strange catalog free! Autosuggestion, Box 24-ZD, Olympia, Washington 98507.

UNIVERSITY DEGREES BY SPECIAL EVALUATION of existing credits and Job Experience. Fast, inexpensive. Call (614) 863-1791. Or write: **EVALUATION, Box 13151-A12, Columbus, Ohio 43213.**

REPAIR ELECTRONIC ORGANS—Revised home study course covers all current makes and models. Free booklet. Niles Bryant School, P.O. Box 20153, Sacramento, CA 95820.

EARN \$800+ WEEK! Get your "F.C.C. Commercial Radiotelephone License" at home. "Free" details. **COMMAND, D-100, Box 2223, San Francisco 94126.**

LEARN TOUCH TYPING IN ONE EVENING—Computer or typewriter—complete home study kit \$6.50. Check or MO to **TOUCHTYPE, 1043 Hearstone, Cincinnati, OH 45231.**

UNIVERSITY DEGREES! Economical home study for Bachelor's, Master's, Doctorate. Prestigious faculty counsels for independent study and life experience credits. Free information—Richard Crews, M.D. (Harvard), President, Columbia Pacific University, 1415 Third St., Dept. 2D5D, San Rafael, CA 94901; Toll Free (800) 227-1617; Ext. 480; California: (800) 772-3545, Ext. 480.

ELECTRONIC LAB KITS. Made to order for schools, colleges, and vocational training. Call or write Mr. Foley ... American Microsemiconductor, 133 Kings Road, Madison, NJ 07940. (201) 377-9566.

FOR INVENTORS

INVENTIONS, IDEAS, NEW PRODUCTS WANTED! Industry presentation/national exposition. Call free 1-800-528-6050—Arizona, 1-800-352-0458. X831.

INVENTORS! IDEAS HAVE VALUE!

Ever think of an idea, forget it and see it later on the market? Many people don't forget, act quickly and are rewarded by American Industry. Write down your idea! We offer free disclosure registration and initial consultation regarding your idea's potential value. Call or write without delay for your free information package.

AMERICAN INVENTORS CORPORATION
82 Broad St., Dept. CE
Westfield, MA 01086
413-568-3753

A Fee Based Marketing Company
Offices Coast to Coast

BUSINESS OPPORTUNITIES

MECHANICALLY INCLINED individuals desiring ownership of Small Electronics Manufacturing Business—without investment. Write: **BUSINESSES, 92-K12 Brighton 11th, Brooklyn, New York 11235.**

ERASE DEBTS with little-known law—create wealth!! Details FREE—Wealth Kit, No. EE12, Billings, NY 12510.

BORROW \$300-\$30,000 INTEREST FREE! Keep indefinitely! Free Details. Write: American, 1601 Main, Plainfield, Indiana 46168.

BUMPER STICKER PRINTING DEVICE. Cheap, simple, portable. Free details. Bumper, POB 22791 (PE), Tampa, FL 33622.

FREE CATALOGS. Repair air conditioning, refrigeration. Tools, supplies, full instructions, Doolco, 2016 Canton, Dallas, Texas 75201.

BORROW \$30,000 without interest! All eligible. Repay anytime. Free details! Infohouse-CE, 808 Post, San Francisco, CA 94109.

MULTI-CHANNEL microwave antennas. Highest quality, low prices, dealers welcome. D.T. compact \$38.00; PT-1 \$48.00; SR-1 \$65.00; D.T. Grid \$69.00; PTS-33 \$75.00. All units complete! Daisy Tenna, Box 42010, Phoenix 85080. 1(800) 874-9033.

"COMPUTER ILLITERATE TO \$33,000 + PROGRAMMER IN ONE YEAR." How I did it—complete details. Send \$8.95 to: R.B.P., 3063 Sugar Lane, Vienna, VA 22180.

MAIL ORDER OPPORTUNITY! Start profitable home business without experience or capital. Information free. Mail Order Associates, Inc., Dept. 511, Montvale, NJ 07645.

\$300.00 a month spare time income with your computer! Free details. DIGATEK CORPORATION, 2723 West Butler Drive, Suite 20B, Phoenix, AZ 85021.

\$100,000 YEARLY!!! Assemble "PROFESSIONAL" GIANT SCREEN PROJECTION TV'S—"Don't be fooled by imitations!" ... "Build the best with lenses and screens utilized by Sony, Zenith, Sylvania, and Magnavox!" ... Simple construction! ... Illustrated information and complete parts catalog \$2.00 ... Money back guarantee! ... PPOLIVISION, 187-Y Cypress St., Throop, Pa 18512.

SELL YOUR PROGRAMS in our software catalog. FREE information. Russell Winthrop Book CO., PO Box 45727, Seattle WA 98145.

EARN EXTRA INCOME with your microcomputer. Super opportunities! Free details. Scitec, Box 02038, Columbus, OH 43202.

\$360.00 WEEKLY/UP, MAILING CIRCULARS! No quotas. Sincerely interested, rush stamped envelope: Marketing International, Box 15967-E12, San Diego, CA 92115.

SOFTWARE AUTHOR. We will connect you to major publishers free. Contact: Soft Search Inc, Box 281, Budd Lake, NJ 07828, (201) 627-1790.

REAL ESTATE

500 OFFICES... 45 STATES! 30,000 listing on computer, 16,000 under \$50,000! Free printouts and regional catalogs! **UNITED FARM AGENCY, 612-EP West 47th, Kansas City, MO 64112.** Ph: 1-800-821-2599, in MO 1-800-892-5785.

INSURANCE

SAFWARE. If your computer is important to you, insure it! **SAFWARE** provides full replacement of hardware, media and purchased software. As little as \$35.00 a year for comprehensive coverage including fire, theft, power surges, earthquake, water damage, auto accident. Call 8 to 8 Mon. through Sat. **SAFWARE, The Insurance Agency, Inc., 2929 North High Street, Columbus, OH 43202.** (800) 848-3469 (nat). (614) 262-0559. (OH).

EMPLOYMENT OPPORTUNITIES

ELECTRONICS/AVIONICS EMPLOYMENT OPPORTUNITIES. Details FREE. Aviation Employment Information Service, Box 240E, Northport, New York 11768.

CALIFORNIA'S SILICON VALLEY. Current job listings. Engineers, technicians, programmers, assemblers, many more. Complete information and listings \$3.00. Calwest, Dept. 10A, PO Box 3516, Santa Clara, CA 95055.

BOOKS & MAGAZINES

SATELLITE TV VIEWERS

Get the most complete weekly listings
Send \$1 for sample copy.

Satellite TV Week

"P.O. Box 308Z, Fortuna, CA 95540"
800-358-9997 (U.S.) • 800-556-8787 (Calif.)
707-755-2476 (all others)

Interested in home satellite TV?

Learn how it works, what services are available, how to buy a system and more through the new booklet *Tuning In To Satellite TV*. Clip out this coupon and send it with your name and address, and \$1.00 for postage and handling to:

Tuning In To Satellite TV
CommTek Publishing Company
P.O. Box 2228, Dept. J
Hailey, ID 83333

FAMILY TREE CLIMBERS COMPUTER APPLICATION GUIDE \$24.95: Quarterly magazine \$20/year. Posey International, PO Box 338, Oren, Utah 84057.

ELECTRONIC SYSTEMS NEWSLETTER is a monthly publication written especially for the electronics hobbyist/experimenter. Fascinating projects, new ideas, sources. Free details. AF Publishing, Dept. CE, PO Box 524, So. Hadley, MA 01075.

MISCELLANEOUS

COMPUTER LOVERS GIFT CATALOG. Chocolate computers, diskette ties, computer clocks, jewelry and wallets. Write: SweetWare, 516 Shelburne Road, Dept. A South Burlington, VT 05401. (802) 862-1344.

FREE! Big Bargain Catalog—New Edition listing thousands of bargains including U.S. & B.N.A. Stamps, packets, albums, accessories and supplies. Also fine stamps from our approval service. Buy only what you like. Return balance promptly! Thank you. **JAMESTOWN STAMP CO., Dept. E 124PE, Jamestown, NY 14701.**

WORLD'S LARGEST COMPUTER MAGAZINE Computers & ELECTRONICS

ADVERTISERS INDEX

RS no.	ADVERTISER	PAGE no.
32	ACTS, Inc.	35
50	Active Electronics	95
13	Anadex, Inc.	2
	Apple Computer	Cover 2, 1
15	Army National Guard	39
	AT&T	13-15
	Classified Advertising	99-104
	Cleveland Institute of Electronics, Inc.	18-21
60	CompuServe	Cover 3
33	CompuServe	43
67	Computel Publishing Society	94
70	Datasoft, Inc.	87
14	Digi-Key Corp.	96
51	Electronic Specialists	94
	General Electric	6-7
	Grantham College of Engineering	93
26	Heath Co.	37
	IBM Corporation	29-32
	Information Unlimited/ Scientific Systems	93
21	Jameco Electronics	97
22	JDR Microdevices	98
23	J & R Music World	93
20	Leading Edge	5
66	Mycroft Labs, Inc.	89
	NRI Schools	8-11
5	Nibble Notch Computer Products	92
2	Nicolet Paratronics Corp.	35
64	Princeton Graphics	Cover 4
40	Protecto	82-83
	Radio Shack	27
	Scottsdale Systems	91
42	Tam's Inc.	94
62	TeleVideo Systems, Inc.	24-25



FREE INFORMATION:

Learning more about a product that's advertised or mentioned in an article in this month's issue is as simple as one, two, three. And absolutely free.

1 Print or type your name and address on the attached card. Use only one card per person.

2 Circle the number(s) on the card that corresponds to the number(s) at the bottom of the advertisement or article for which you want more information.

(Key numbers for advertised products also appear in the Advertisers' Index.)

Simply mail the card, and the literature will be mailed to you free of charge from the manufacturer.

3 To become a subscriber to *Computers & Electronics* just check the appropriate box at the bottom of the reply card. We'll put your subscription in the works immediately. Consider what you'll gain—and save—if you pick this time to become a subscriber. (It's \$12.97 per year, 12 issues—a savings of 24%!)

This address is for our product Free Information Service only. Editorial inquiries should be directed to COMPUTERS & ELECTRONICS, One Park Avenue, New York, N.Y. 10016.

WORLD'S LARGEST COMPUTER MAGAZINE
Computers & ELECTRONICS

USE ONLY ONE CARD PER PERSON (Void after February 28, 1985)

CE12843

Name _____

Company Name (if applicable) _____ Title _____

Address _____ Phone(____) _____

City _____ State _____ Zip _____
(Zip Code must be included to insure delivery.)

Please indicate which of the following microcomputers you currently own and/or plan to buy in the next 12 months:

	1. Own	2. Plan to Buy		1. Own	2. Plan to Buy
Apple	A <input type="checkbox"/>	L <input type="checkbox"/>	Radio Shack/Tandy TRS-80	G <input type="checkbox"/>	R <input type="checkbox"/>
Atari	B <input type="checkbox"/>	M <input type="checkbox"/>	Texas Instruments	H <input type="checkbox"/>	S <input type="checkbox"/>
Commodore/PET	C <input type="checkbox"/>	N <input type="checkbox"/>	Timex Sinclair	I <input type="checkbox"/>	T <input type="checkbox"/>
Digital Equipment/DEC	D <input type="checkbox"/>	O <input type="checkbox"/>	Other (specify)	J <input type="checkbox"/>	U <input type="checkbox"/>
Heath/Zenith	E <input type="checkbox"/>	P <input type="checkbox"/>	None	K <input type="checkbox"/>	V <input type="checkbox"/>
IBM	F <input type="checkbox"/>	Q <input type="checkbox"/>			

3. For what, if any, business application(s) do you use the microcomputer you currently own? _____

4 ☐ Please send me one year (12 issues) of *Computers & Electronics* for \$12.97 and bill me. (Full one year subscription price \$16.97.)

1 2 3 4 5 6 7 8 9 10 11 12 13 14 15 16 17 18 19 20 21 22 23 24
25 26 27 28 29 30 31 32 33 34 35 36 37 38 39 40 41 42 43 44 45 46 47 48
49 50 51 52 53 54 55 56 57 58 59 60 61 62 63 64 65 66 67 68 69 70 71 72
73 74 75 76 77 78 79 80 81 82 83 84 85 86 87 88 89 90 91 92 93 94 95 96
97 98 99 100 101 102 103 104 105 106 107 108 109 110 111 112 113 114 115 116 117 118 119 120
121 122 123 124 125 126 127 128 129 130 131 132 133 134 135 136 137 138 139 140

WORLD'S LARGEST COMPUTER MAGAZINE
Computers & ELECTRONICS

USE ONLY ONE CARD PER PERSON (Void after February 28, 1985)

CE12842

Name _____

Company Name (if applicable) _____ Title _____

Address _____ Phone(____) _____

City _____ State _____ Zip _____
(Zip Code must be included to insure delivery.)

Please indicate which of the following microcomputers you currently own and/or plan to buy in the next 12 months:

	1. Own	2. Plan to Buy		1. Own	2. Plan to Buy
Apple	A <input type="checkbox"/>	L <input type="checkbox"/>	Radio Shack/Tandy TRS-80	G <input type="checkbox"/>	R <input type="checkbox"/>
Atari	B <input type="checkbox"/>	M <input type="checkbox"/>	Texas Instruments	H <input type="checkbox"/>	S <input type="checkbox"/>
Commodore/PET	C <input type="checkbox"/>	N <input type="checkbox"/>	Timex Sinclair	I <input type="checkbox"/>	T <input type="checkbox"/>
Digital Equipment/DEC	D <input type="checkbox"/>	O <input type="checkbox"/>	Other (specify)	J <input type="checkbox"/>	U <input type="checkbox"/>
Heath/Zenith	E <input type="checkbox"/>	P <input type="checkbox"/>	None	K <input type="checkbox"/>	V <input type="checkbox"/>
IBM	F <input type="checkbox"/>	Q <input type="checkbox"/>			

3. For what, if any, business application(s) do you use the microcomputer you currently own? _____

4 ☐ Please send me one year (12 issues) of *Computers & Electronics* for \$12.97 and bill me. (Full one year subscription price \$16.97.)

1 2 3 4 5 6 7 8 9 10 11 12 13 14 15 16 17 18 19 20 21 22 23 24
25 26 27 28 29 30 31 32 33 34 35 36 37 38 39 40 41 42 43 44 45 46 47 48
49 50 51 52 53 54 55 56 57 58 59 60 61 62 63 64 65 66 67 68 69 70 71 72
73 74 75 76 77 78 79 80 81 82 83 84 85 86 87 88 89 90 91 92 93 94 95 96
97 98 99 100 101 102 103 104 105 106 107 108 109 110 111 112 113 114 115 116 117 118 119 120
121 122 123 124 125 126 127 128 129 130 131 132 133 134 135 136 137 138 139 140

WORLD'S LARGEST COMPUTER MAGAZINE
Computers & ELECTRONICS

USE ONLY ONE CARD PER PERSON (Void after February 28, 1985)

CE12841

Name _____

Company Name (if applicable) _____ Title _____

Address _____ Phone(____) _____

City _____ State _____ Zip _____
(Zip Code must be included to insure delivery.)

Please indicate which of the following microcomputers you currently own and/or plan to buy in the next 12 months:

	1. Own	2. Plan to Buy		1. Own	2. Plan to Buy
Apple	A <input type="checkbox"/>	L <input type="checkbox"/>	Radio Shack/Tandy TRS-80	G <input type="checkbox"/>	R <input type="checkbox"/>
Atari	B <input type="checkbox"/>	M <input type="checkbox"/>	Texas Instruments	H <input type="checkbox"/>	S <input type="checkbox"/>
Commodore/PET	C <input type="checkbox"/>	N <input type="checkbox"/>	Timex Sinclair	I <input type="checkbox"/>	T <input type="checkbox"/>
Digital Equipment/DEC	D <input type="checkbox"/>	O <input type="checkbox"/>	Other (specify)	J <input type="checkbox"/>	U <input type="checkbox"/>
Heath/Zenith	E <input type="checkbox"/>	P <input type="checkbox"/>	None	K <input type="checkbox"/>	V <input type="checkbox"/>
IBM	F <input type="checkbox"/>	Q <input type="checkbox"/>			

3. For what, if any, business application(s) do you use the microcomputer you currently own? _____

4 ☐ Please send me one year (12 issues) of *Computers & Electronics* for \$12.97 and bill me. (Full one year subscription price \$16.97.)

1 2 3 4 5 6 7 8 9 10 11 12 13 14 15 16 17 18 19 20 21 22 23 24
25 26 27 28 29 30 31 32 33 34 35 36 37 38 39 40 41 42 43 44 45 46 47 48
49 50 51 52 53 54 55 56 57 58 59 60 61 62 63 64 65 66 67 68 69 70 71 72
73 74 75 76 77 78 79 80 81 82 83 84 85 86 87 88 89 90 91 92 93 94 95 96
97 98 99 100 101 102 103 104 105 106 107 108 109 110 111 112 113 114 115 116 117 118 119 120
121 122 123 124 125 126 127 128 129 130 131 132 133 134 135 136 137 138 139 140



NO POSTAGE
NECESSARY
IF MAILED
IN THE
UNITED STATES


BUSINESS REPLY CARD

FIRST CLASS PERMIT NO. 27346 PHILADELPHIA, PA

POSTAGE WILL BE PAID BY ADDRESSEE

WORLD'S LARGEST COMPUTER MAGAZINE
Computers
& ELECTRONICS

P.O. Box 13877
Philadelphia, PA 19101



FREE INFORMATION:

Learning more about a product that's advertised or mentioned in an article in this month's issue is as simple as one, two, three. And absolutely free.

1 Print or type your name and address on the attached card. Use only one card per person.

2 Circle the number(s) on the card that corresponds to the number(s) at the bottom of the advertisement or article for which you want more information.

(Key numbers for advertised products also appear in the Advertisers' Index.)

Simply mail the card, and the literature will be mailed to you free of charge from the manufacturer.

3 To become a subscriber to *Computers & Electronics* just check the appropriate box at the bottom of the reply card. We'll put your subscription in the works immediately. Consider what you'll gain—and save—if you pick this time to become a subscriber. (It's \$12.97 per year, 12 issues—a savings of 24%!)

This address is for our product Free Information Service only. Editorial inquiries should be directed to COMPUTERS & ELECTRONICS, One Park Avenue, New York, N.Y. 10016.



NO POSTAGE
NECESSARY
IF MAILED
IN THE
UNITED STATES


BUSINESS REPLY CARD

FIRST CLASS PERMIT NO. 27346 PHILADELPHIA, PA

POSTAGE WILL BE PAID BY ADDRESSEE

WORLD'S LARGEST COMPUTER MAGAZINE
Computers
& ELECTRONICS

P.O. Box 13877
Philadelphia, PA 19101



NO POSTAGE
NECESSARY
IF MAILED
IN THE
UNITED STATES

BUSINESS REPLY CARD

FIRST CLASS PERMIT NO. 27346 PHILADELPHIA, PA

POSTAGE WILL BE PAID BY ADDRESSEE


WORLD'S LARGEST COMPUTER MAGAZINE
Computers
& ELECTRONICS

P.O. Box 13877
Philadelphia, PA 19101



We don't care which computer you own.

We'll help you get the most out of it.



CompuServe puts a world of information, communications, and entertainment at your fingertips.

CompuServe is the easy to use videotex service designed for the personal computer user and managed by the communications professionals who provide business information services to over one fourth of the Fortune 500 companies.

Subscribers get a wealth of useful, profitable, or just plain interesting information like national news wires, electronic banking and shop at home services, and

sophisticated financial data. Plus, a communications network for electronic mail, a bulletin board for selling, swapping, and personal notices and a multi-channel CB simulator.

You get games on CompuServe, too. Classic puzzlers, educational, sports and adventure games and fantastic space games featuring MegaWars, the "ultimate computer conflict."

Circle No. 60 on Free Information Card

The videotex service for you, no matter which computer you own. To buy a Starter Kit, see your nearest computer dealer.

To receive our informative brochure or to order direct, call or write:

CompuServe

Consumer Information Service, P. O. Box 20212
5000 Arlington Centre Blvd., Columbus, OH 43220

800-848-8199 In Ohio Call 614-457-0802
An H&R Block Company

PRINCETON™
An Intelligent Systems Company

If you're looking for a quality monitor, look for this symbol.

HX-12. A high resolution monitor at a medium resolution price.



HX-12 is a high resolution RGB color monitor that's colorful enough for all your graphics needs and sharp enough for word processing.

With its own cable that plugs directly into the IBM PC, the HX-12 delivers a rainbow of 16 colors on a non-glare screen. All that includes clean whites without red bleed. In fact, all the colors are clean and crisp thanks to the HX-12's .31mm dot pitch and 690 x 240 (non-interlaced) resolution.

Shop around. Nothing else compares to the HX-12 priced at just **\$695**.

The SR-12 delivers even better resolution color for a better-than-ever price.



At first glance, the SR-12 might appear similar to the HX-12 with a non-glare screen and .31mm dot pitch supporting 690 horizontal resolution. But take a closer look. SR-12's scan frequency is 31.5 KHz, allowing the SR-12 to support 480 vertical resolution in non-interlaced mode. That means a high-quality, flickerless image with text that's up to monochrome standards. What's more, you get all that quality for **\$799**.

For full compatibility with all IBM software, get the **Princeton Scan Doubler**. Priced at **\$249**, it allows you to run the SR-12 from a standard IBM or IBM equivalent color card in the IBM PC.

You can't beat the SR-12 for resolution or price.

MAX-12. You won't find a better monochrome monitor for a better price.



PGS combines easy-on-the-eyes amber phosphor and exceptional 800 x 350 resolution to give you the MAX-12, the best monochrome monitor for your money.

Check the non-glare screen. Dynamic focusing circuitry keeps the image sharp, not only in the center, but around the edges and in the corners. Then check the price. At **\$249** the MAX-12 is less expensive than the leading green-on-black competitor. And there's more. The MAX-12 works with the IBM PC and other IBM compatibles.

For clarity, performance and price, your choice is clear. Make it the new MAX-12.

IBM® PC are registered trademarks of International Business Machines Corporation.

© Copyright 1984 Princeton Graphic Systems. All rights reserved.

PRINCETON™
An Intelligent Systems Company
Circle No. 64 on Free Information Card

Princeton Graphic Systems
170 Wall Street, Princeton, N.J. 08540
(609) 683-1660/(800) 221-1490 Ext. 67
Telex: 821402 PGS PRIN