

R&R

RADIO & RECORDS

RATINGS REPORT




THE COMPLETE ANALYSIS OF AMERICA'S RADIO LISTENING



We put it all together

**SPRING '83 RESULTS FOR THE TOP 50 MARKETS • EXCLUSIVE MARKET CHARTS
COMPLETE ARBITRON DEMOGRAPHIC RANKINGS • SPRING BIRCH SHARES**

In the past one hundred and thirty-five years, one prominent figure has achieved unparalleled dominance of the news.



Associated Press.

Most news figures burst into prominence, then quickly fizzle into obscurity. Not Associated Press.

In fact, during the past 135 years, we've run away with more top stories than any other news organization.

How have we managed that? By organizing the largest news staff in the world. By cultivating the brightest, most instinctive reporters in the business. And by pulling off one technological miracle after another.

WHY YOU GET THE BEST PERFORMANCE FROM THE BIGGEST NEWS SERVICE.

Our reporting staff is bigger than the biggest network's. And 30% larger than UPI's. So we're within minutes of the most unexpected news. Whether it's a labor strike in Gdansk or a silver strike in Pioche, Nevada.

And with 1,500 reporters and photographers, working together with 5,300 AP member newspapers, radio and television stations, we're not only closer to the news. We can also maintain a stronger presence wherever it breaks.

Eleven AP reporters, for example, were operating out of our New Orleans bureau when a Pan Am jet crashed there. The next-best-represented news service had only six. The results were predictable.

AP out-reported everyone with leads, writing no fewer than seventeen in the first nine hours after the crash. We also peppered the air waves with dozens of fresher broadcast updates.

As for comprehensive coverage, AP dominated there, too. In fact, during one week-long competitive play check conducted after the crash, AP accounted for more than 75% of all news service articles printed on the subject.

EVERYTHING YOU NEED TO KNOW TO WIN A PULITZER PRIZE.

John W. Hinckley Jr. opened fire. Ron Edmonds, AP photographer, swallowed hard, held down the shutter on his camera and headed toward the gun shots.

In less than a minute, the attempt on the President's life had been thwarted. And Edmonds had taken a series of Pulitzer Prize-winning photographs.

Talent, guts and timing. That's what makes a photograph or a story a Pulitzer candidate. It also explains why so few news people—even news services—ever win the award.

The greatest exception, Associated Press.

Our 1969 photograph of a Viet Cong prisoner being executed on a Saigon street earned us one. So did our famous photo of a young Vietnamese girl fleeing a napalm attack in 1973.

Our latest Pulitzer? Saul Pett's explosive story on government bureaucracy, vintage 1982.

All tolled, we have won more Pulitzer Prizes than any other news-gathering organization in the world, in the categories in which AP is eligible to compete.

And for excellence in the area of broadcast journalism, we've been awarded a duPont-Columbia Award, a Peabody, two Janus Awards and several Overseas Press Club Awards.

HOW TO GET THE FRESHEST NEWS FROM AROUND THE WORLD.

While other news services were busy maintaining antiquated communication systems, AP was pioneering the "electronic news-room" concept.

While other news services were considering a shift toward satellite news delivery, AP was

amassing the largest privately-operated satellite network in the world. Nine hundred earth stations and one-and-a-half transponders.

And while others were trying to work the bugs out of flexible, 'pick-and-choose' programming systems, AP had been offering that for years.

What does it all mean? Just this: AP members get higher quality, fresher, more saleable news than their competitors, often beating them to stories by a full day.

WHY HARD NEWS MAY BE YOUR EASIEST SELL.

AP members have said this about Associated Press Broadcast Services.

"Not only does the Associated Press provide accurate and comprehensive coverage of major news stories, it also provides a substantial volume of useful information, like consumer and business stories, often overlooked by its competitors."—Dick Uliano, WMZQ Radio, Washington, D.C.

That's a news service that people in your market can believe in. And it's one they'll turn to for information. It's also one which advertisers are willing to entrust with their reputation.

In fact, as Dave Hunter of KNOT, Prescott, Arizona says of his advertisers, "Clients like the idea of 'owning' AP and know that if they don't say yes right away, the competition probably will. The result: almost instant sales."

If you've been looking for a news service like that, one which you, your listeners and your sales manager can believe in, look into Associated Press.

For more information, contact Glenn Serafin, Broadcast Services Division of Associated Press. (212) 621-1511.



Associated Press. Without a doubt.



2ND ANNIVERSARY

To all members of the broadcasting industry, our affiliates, our listeners and our staff... a very special thank you from Satellite Music Network for the acceptance and support we have received during our first two years.



"Rarely does a small market broadcaster experience the programming luxury to air locally—network quality talent, high fidelity sound, professionally planned programming, plus a wide parameter of musical menus. Satellite Music Network does all of that, and more."

Robert H. Glassburn
Vice Pres./
Gen. Manager
KROW
Reno, Nevada



"We are so pleased with the acceptance of the StarStation format on our Brownsville operation, KBOR, that with our acquisition of an AM in the Corpus Christi Market, we are putting the Country format on KIKN."

Stephan A. Dewalt
President
KBOR
Brownsville, Texas
KIKN
Corpus Christi, Texas



"Day in and night out SMN offers a professional quality sound that, frankly, I would never be able to afford if I had to buy it locally—and they care."

William L. Wright
Exec. Vice Pres./
Gen. Manager
WMOH
Hamilton, Ohio



"Satellite Music Network's 'Stardust' format allows us flexibility in programming to WAPE's listeners. Judging by the amount of mail the SMN personalities receive, they indeed come across as WAPE 'jocks'."

Bob Campbell
Vice Pres./
Gen. Manager
WAPE
Jacksonville, Florida



"Two years after joining SMN, I am more enthusiastic than ever. SMN is the best music and news format to supplement our local programming ever offered us. It provides WPAD with the newest Country music and excellent professional announcers."

Edward B. Fritts
President/
Gen. Manager
WPAD AM STEREO
Paducah, Kentucky



P.O. Box 31542 • Dallas, TX 75231
214-343-9205 800-527-4892

CONTENTS

Introduction . . . 10

Glossary . . . 12, 14, 16

The terms of the ratings trade defined in simple English — everything from ADI to Weighted In-Tab.

Formulas . . . 18, 20

Nine of the most requested formulas designed for specific problem-solving use with Arbitron market reports.

National Format Preference Chart . . . 23

A quick look at the top radio formats and how their overall numbers compare.

Regional Format Preference Charts . . . 25, 26

The top-ranking formats for the East, South, Midwest, and West.

Drivetime Dominators . . . 28, 30

Radio's rulers of the mornings and afternoons: the top 25 personalities and stations ranked by average quarter-hour and cume estimates in both vital drivetime periods.

Format Leaders . . . 32

The top stations in each of the nine most important formats, ranked by both average quarter-hour and cume.

Adult/Contemporary	38	Black/Urban Contemporary	34
Album-Oriented Rock	36	Contemporary Hit Radio	42
Beautiful Music/ Easy Listening	32	Country	40
Big Band	34	News/Talk	44
		Spanish	42

Market Overviews . . . 46

The stories behind the numbers in the top 50 markets, compiled by Ratings & Research Editor Jhan Hiber.

The Ratings Information Guide . . . 76

A guide to R&R's comprehensive and exclusive method of presenting ratings information.

Market Charts . . . 78

Our exclusive single-source approach to ratings data: at one glance you can see latest 12+ numbers, previous Arbitrons and current Birches for comparison, rankings in four key demographics, rep and net affiliations, and more.

Market Index . . . 144



PUBLISHER: Bob Wilson
PRESIDENT: Dwight Case
VICE PRESIDENT, SALES & MARKETING: Dick Krizman
EXECUTIVE EDITORS: John Leader, Ken Barnes
ART DIRECTOR: Richard Zumwalt

EDITOR: Jhan Hiber
SENIOR ASSOCIATE EDITORS: Krisann Allo, Ellen Barnes
PRODUCTION: Richard Agata, Marilyn Frandsen,
 Sandra Gutierrez, Lucie Morris, L.T. Pearl,
 Kent Thomas, Gary Van Der Steur, Roger Zumwalt

The "1983 R&R Ratings Report Vol. II" is published by Radio & Records, Inc., 1930 Century Park West, Los Angeles, CA 90067. All reasonable care taken but no responsibility assumed for incorrect listings. Nothing may be reproduced in whole or in part without written permission from the publisher. Printed in USA. Mailed first class to the United States, Canada, England, Australia, New Zealand, and Japan. © Radio & Records, Inc., a division of Harte-Hanks Communications.


CLOUT.

Everyone wants it.
A few know where
to find it.

The power to influence others. At Blair Radio we know radio holds that power for those who know how to use it. We also know that each station has a special place in its market, with unique strengths to sell.

When marketers and their agencies want to harness the power of radio, they come to Blair.

They know our sales force is knowledgeable, experienced, and



dedicated. They know our research department is the most respected in the industry. They know about The College of Radio Knowledge, and our commitment to the medium as a whole.

If you're looking for more sales clout for your station, come to Blair Radio.

Together, we'll harness your power and put it to work for you. That's what makes us different. That's why Blair Radio is the power of radio.

 **BLAIR RADIO.** A division of
John Blair & Company.
THE POWER OF RADIO.

**"The entire
time I was
there
I couldn't
get her
to smile...
not even
a little."**

**—NBC Radio News
UN Correspondent
Beverly Byer
reporting from
the Middle East**

photo by Beverly Byer



NBC RADIO NEWS.

**OUT OF THE STUDIO.
ON THE SCENE.**

NBC Radio Network Documentary, "Two Roads to Jerusalem," broadcast the week of July 11, 1983

"She has no father. The entire time I was there I couldn't get her to smile... not even a little. I ran down to a shop and bought two little dresses, one green, one yellow, for her and her sister. But she just wouldn't, or couldn't smile. It really gave me the chills."

The words of correspondent Beverly Byer help describe the seemingly insolvable situation in Palestine. After making an extensive tour of refugee camps and conducting hundreds of interviews, she and NBC Radio News Tel Aviv Correspondent Milt Fullerton prepared a documentary and series of special reports entitled "Two Roads to Jerusalem," a vivid and sometimes poignant story of a people divided by religion but not on the burning love of the land they both claim.

"Two Roads to Jerusalem". Just another example of "full color" radio at its best. And just another example of the quality that stations committed to news have come to expect from NBC Radio.



For stations committed to news.



We bring you the music that brings
in your audience.

It's true. BMI, the world's largest performing rights organization, licenses the music audiences prefer. In every one of the last five years, the majority of the music on the charts was licensed by BMI.

BMI is a non-profit-making organization, dedicated to meeting the needs of creators, publishers, and all users of music.

We've always accepted and encouraged every kind of music. So, for over forty years, we've been making sure that you have the most uncomplicated, hassle-free access to all types of music.



Bringing you more of the most popular music. Helping you capture a larger audience. That's BMI.

Wherever there's music, there's BMI.

The sound of success. Sounding even better.

RATINGS REPORT/Vol. II • 10



Dick Clark's "National Music Survey" has rocketed to the top on over 520 Mutual stations across the country. And now, it's sounding better than ever.

With more music to bring you more listeners. Fewer commercial breaks, to keep them tuned in to your station. And to give you the finest sound on the dial, Mutual's now broadcasting "National Music Survey" in stereo — via satellite.


Let Dick Clark take your station up the charts, behind the scenes, and into the hottest sounds of today's music. With Dick Clark and Mutual, the sound of success never sounded better.



Dick Clark's National Music Survey

Mutual.

MUTUAL BROADCASTING SYSTEM



RADIO & RECORDS

RATINGS REPORT

THE COMPLETE ANALYSIS OF AMERICA'S RADIO LISTENING

As has been the case since 1977, there continues to be major adjustments in **Arbitron's** survey methods. This all-important spring '83 sweep was no exception, with the first full-scale use of Differential Survey Treatment (DST) for Hispanics (in over 20 markets). The good news about the use of DST for Hispanics is that the ratings have not fluctuated as drastically as when DST for blacks was begun. Arbitron is still having problems retrieving enough Hispanic diaries, however, which could affect the fates and fortunes of Urban Contemporary, CHR, and Hispanic stations. Future surveys will undoubtedly involve an effort by Arbitron to boost Hispanic return, and we'll keep an eye on those developments for you.

Other key points this sweep included:

- With the wide use of DST for Hispanics, it seems that more Hispanic diaries are coming back from outside the High Density Hispanic Area (HDHA) than from within this geography.

- Hispanics in homes without phones are now disenfranchised, not surveyed under the new DST approach. This probably means estimates for Hispanic stations or others with Hispanic appeal are made up of Hispanics with higher socioeconomic status than in previous books.

- Arbitron continues to have survey sampling problems. Some markets had their estimates based on 33% fewer diaries than in the spring '82 sweep, while others had much more reliable data thanks to increases in usable diaries of 25% or more. This survey-to-survey variance makes it difficult for stations and advertisers to evaluate the numbers they are looking at.

- As for the formats, A/C seems to be the strongest overall. However, this is often based on a plethora of such stations in a metro, not the inherent strength of a single station in many cases.

- Beautiful Music is not dead. Indeed, the purportedly moribund format exhibited surprising strength, mainly on a 12+ basis. At the same time the shares for Urban Contemporary or Black-targeted stations seem to have stabilized, now that the dramatic impact of DST for blacks has been normalized as Arbitron improved at administering the procedure.

- Contemporary Hit Radio is hot, but Album Oriented Rock Radio is still plowing through an uncertain future.

Aside from the ratings overview, I wanted to alert you to some additional features in this edition of the Ratings Report:

- A ratings and research glossary to help you understand the commentary used in the market overviews.

- Listings and examples of how to use key ratings and research formulas. These can be helpful in sales or programming computations, or in making advertising decisions.

- An elementary guide on how to break out your market report, no matter what the rating service. Use this guide to help you track your station's performance from book to book.

As in any major production there is always a cast behind the scenes. Let me take some space to thank all the other players. First, a special thank-you to **Gil Bond** and his Market-Buy-Market computerized ratings breakout system, which was updated and revised for our purposes. Senior Associate Editors **Krisann Alio** and **Ellen Barnes** did a masterful job of supervising and coordinating the market data and special surveys. Art Director **Richard Zumwalt**, Production Director **Richard Agata**, and the **R&R** production staff, **Marilyn Frandsen**, **Sandra Gutierrez**, **Lucie Morris**, **Todd Pearl**, **Kent Thomas**, and **Gary Van Der Steur**, performed prodigiously in transforming the report into printed reality. And Executive Editors **John Leader** and **Ken Barnes** maintained the smooth flow of the overall effort.

And thanks to all of you out there who read, use, and appreciate this publication. To coin a phrase, it's all for you! Enjoy and use in good health.


Jhan Hiber

NO NEWS IS GOOD NEWS AT HHR. AGAIN.

In an industry known for constant turmoil and turn-over, Harte-Hanks Radio is checking in with another uneventful year of steady growth and solid ratings performance.

"No format switches, no petulant DJs, no major shake-ups," reports HHR President Gary Edens. "We must be doing something wrong."

Right or wrong, it was a very good year indeed. And HHR would like to thank its many listeners, clients and employees for making it happen. Again.



HARTE-HANKS RADIO

KOY Phoenix KQYT Phoenix KKBQ AM/FM Houston WSGN Birmingham
WRBQ AM/FM Tampa/St. Petersburg WRVA Richmond WRVQ Richmond KMJK Portland

Glossary Of Terms

Area of Dominant Influence (ADI). The exclusive geographic area used by Arbitron Television to measure and report television viewing. Every county in the U.S. is assigned to one and only one ADI based on television viewing. Data are shown by ADI in the Arbitron Radio Report for the Top 50 markets whenever they are surveyed.

Audience Trends. Audience estimates for stations over a five-book period based on Average Persons Share for the Metro Survey Area based on broad demographics (Total Persons 12+, Men 18+, Women 18+, Teens 12-17). These appear in the front of a market report and cover five daypart periods, starting with the overall Mon-Sun 6am-midnight figures. These Audience Trends are the quickest method of evaluating radio stations' standings in a market over a period of time.

Average Quarter-Hour Persons. The average number of persons in a demographic group listening to radio for at least five minutes during an average quarter-hour in a given time period.

Average Quarter-Hour Rating. The Average Quarter-Hour Persons audience for a demographic group expressed as a percentage of all persons estimated to be in that demographic group.

$$\frac{\text{Average Quarter-Hour Persons}}{\text{Population}} = \text{Average Quarter-Hour Rating (\%)}$$

Away-From-Home Listening. Estimates of radio listening during times the diarykeeper indicates he or she was listening away from home. Arbitron presents estimates of Average Persons for the MSA and TSA listening away-from-home, and a Percentage Away, the percentage of each station's total average audience that is listening away from home. Dayparts covered are Mon-Fri 6-10am and 3-7pm, Mon-Fri 10am-3pm, and Mon-Fri 7pm-midnight; demographics are Total Persons 12+, Men 18+, Women 18+, and Teens 12-17.

Cost Per Rating Point. The cost of reaching an Average Quarter-Hour Persons audience of one percent (achieving an Average Quarter-Hour Persons rating of one) for a given demographic group.

$$\frac{\text{Cost of Schedule}}{\text{GRP}} = \text{Cost Per Rating Point}$$

Cost Per Thousand (CPM). The cost of delivering 1000 gross impressions.

$$\frac{\text{Cost of Schedule}}{\text{GI}} \times 1000 = \text{CPM}$$

Cume Daypart Combinations. The Cume estimates for a station during 18 non-standard time periods, with all 12 demographic groups shown individually for each non-standard daypart combination.

Cume Persons (REACH). The estimated number of different persons in a demographic group listening to radio for five minutes or more within a specified time period.

Cume Rating. The Cume Persons audience for a demographic group expressed as a percent of all persons estimated to be in that demographic group.

$$\frac{\text{Cume Persons}}{\text{Population}} = \text{Rating (\%)}$$

Daypart. Simply, a part of the day (6-10am, 3-7pm, etc.)

Demographic Categories. Arbitron uses 12 demographic categories: Total Persons 12+; Men 18-24, 25-34, 35-44, 45-54 and 55-64; Women 18-24, 25-34, 35-44, 45-54 and 55-64; and Teens (12-17). Combinations, such as Women 18+, are also employed.

Differential Survey Treatment (DST). Special procedures used by Arbitron, in markets where there is a High Density Area, to survey blacks and Hispanics. Involves higher cash premiums (than for non-ethnic diarykeepers) and additional follow-up attention to encourage diary return. Replaced Telephone Retrieval for blacks and Personal Placement and Retrieval for Hispanics.


Exclusive Cume. The number of different persons who, when they are listening, tune to only one station during the time period reported.

Expanded Sample Frame (ESF). Nomenclature for Arbitron's system of surveying those whose home phones are non-listed (due to choice or chance). Designed to improve surveying of listeners from both ends of the economic spectrum, particularly minorities. Now used in all markets — look on page 5B of your market report to see what the non-listed percentage of all metro households is estimated to be.

Frequency. The number of times a person is exposed to a radio spot schedule.

$$\frac{\text{GI}}{\text{Cume}} = \text{Frequency}$$

Gross Impressions (GI). The sum of the Average Quarter-hour Persons audience for all spots in a given schedule.



Sandusky Radio

Broadcast Excellence
Consistent Top Performance
Unprecedented Growth

DALLAS — KEGF-FM

#1 AOR 12+ 5.4 SHARE, #3 CUME
448,000, #1 TEEN, #2 MEN 25-34,
#3 MEN 18-34 — WOMEN 18-24

DENVER — KBPI-FM

#1 AOR, #2 12+ 6.7 SHARE, #1 CUME
300,000, #1 ADULTS 18-34, 18-49,
#2 MEN 25-49

DENVER — KNUS -AM

DENVER'S NEW TALK RADIO —
44% CUME INCREASE

KANSAS CITY — KLSI-FM

#1 ADULT CONTEMPORARY, #4 12+ 7.0
SHARE, #5 CUME 183,000, #1 WOMEN
18-34, 18-49, 25-54, #2 MEN 25-49

PHOENIX — KDKB-FM

#1 AOR, #1 12+ 8.9 SHARE, #1 CUME
326,200, #1 ADULTS 18-34, 18-49,
#2 MEN 25-49

SEATTLE — KLSY-FM

SEATTLE'S NEW ADULT CONTEMPORARY
PREMIERED JULY 18, 1983

TUCSON — KWFM-FM

#1 AOR, #3 12+ 10.1 SHARE, #2 CUME
120,100, #1 ADULTS 18-34, MEN 18-49

SOURCE: SPRING 1983 ARBITRON
M.S.A. / MON.-SUN. 6AM-MID.

The Radio Division / Sandusky Newspapers, Incorporated

Glossary Of Terms

Continued from Page 12

Gross Rating Points (GRPs). The sum of all rating points achieved in a market area for a particular time span or spot schedule.

High Density Ethnic Areas. Areas with high black or Hispanic population defined by Arbitron in markets with 15% or more total black or Hispanic population and at least one black or Hispanic-formatted station (or in markets with no such station and 20% ethnic population). Can be either HDBAs (High Density Black Area) or HDHAs (High Density Hispanic Area).

Hour-By-Hour Estimates. Stations' Average Persons TSA and MSA and Metro Shares shown on an hour-by-hour basis in the Monday-Friday 5am-1am period in all demographics (Metro Shares in just the basic four demographics). These help in pinpointing precise performance by stations and air personalities.

In-Tab Sample. The number of usable diaries returned and tabulated by Arbitron in producing a report.

Quarterly Measurement. Refers to the 12-week long sweeps that began in 1978 in two markets and are now in use in all markets. Replaced the four-week surveys formerly used.

Rating. The percentage of all people within a demographic group in a survey area who listen to a specific station.

$$\frac{\text{Listeners}}{\text{Population}} = \text{Rating (\%)}$$

Sampling Unit. A geographic area consisting of a single county, a group of counties, or part of a county. (Such as High Density Black/Hispanic Area.)

Schedule Reach (Schedule Cume). Estimated number of different persons who are listening at least once to a given spot schedule (unduplicated audience).

Share. The percent of all *listeners* in a demographic group that are listening to a specific station.

$$\frac{\text{Average Quarter-Hour Persons to a station}}{\text{Average Quarter-Hour Persons to all stations}} = \text{Share (\%)}$$

Time Spent Listening (TSL). An estimate of the amount of time the average person spends listening during a specified time period.

$$\frac{\text{Quarter Hours in time period} \times \text{Average Quarter Hours Persons Audience}}{\text{Cume Audience}} = \text{TSL}$$

Unweighted In-Tab. As shown on page three of a market report, refers to each demo's portion of the total returned sample. For example, if men 18-24 unweighted in-tab equals 7.3%, that is the portion of all the returned diaries that came from that demo. Equates to raw diary return, not yet "weighted."

Weighted In-Tab. As shown on page three of your market report, refers to the portion of the market's population the raw, or unweighted, returned diaries must represent. Equates to cume value, and varies from sweep to sweep and from demo to demo. Allows Arbitron (or any survey firm) to compensate for the fluctuations inherent in any sampling.

For example, if women 18-24 comprise 10% of the market's 12+ population, but only 5% of the unweighted diaries come back usable from that group, then statistical adjustments are made so that the 5% are weighted up to represent 10% of the population.

The more weighting that's done, the higher the cume values, which leads to unstable estimates. If the diaries are weighted down (10% needed from a group but 12% returned unweighted, for example), then the estimates are more stable.

THE MUSICWORKS INC.

P.O. Box 111390 • Nashville, TN 37211

RADIO SYNDICATION

- COUNTRY (3 FORMATS)
- ADULT CONTEMPORARY
- EASY LISTENING
- HISPANIC

NEW JIM REEVES - SPECIAL -

CALL TODAY 1-800-251-9000

SALE

Select Stations in Select Markets

**In these demanding times
we could be the
Radio Representative
you've been looking for.**



1440 Broadway, New York, N.Y. (212) 764-6720

NEW YORK/LOS ANGELES/CHICAGO/DETROIT/SAN FRANCISCO/DALLAS/ATLANTA

Elementary Procedures For Market Analysis

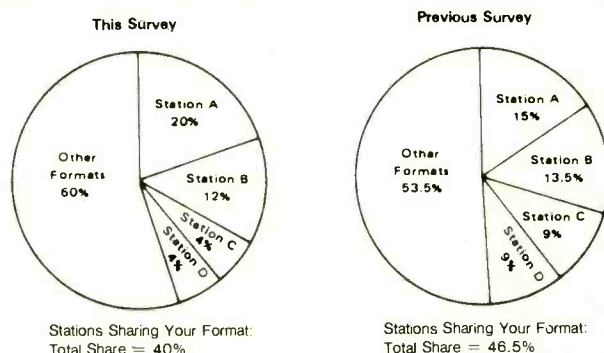
Faced with the vast array of tables and statistics in an **Arbitron** market report, many readers are intimidated or become unsure about where to begin their analysis. The following suggestions serve as a simple guide for extracting useful information about a radio station or a market as a whole from a report.

1) Examine the **Audience Trends (Average Persons Share)** for a specific station and its competitors.

2) Look for total market listening trends. Compare **Metro Totals** (at the bottom of each **Trends** page) to measure whether total Average Quarter-Hour listening is up or down, check seasonal trends, etc. Also, compare **Metro Cume Rating Totals** in the Mon-Sun 6am-midnight daypart (on the first page of the **Daypart Average + Cume** section). Average ¼ hr and Cume ratings can also be compared — if Average ¼ hr listening is up and Cume about the same, then listeners are spending more time listening, for example.

3) Format shares of the market can be easily compared, too. Combine the total shares of stations sharing a

format (CHR, Beautiful Music, etc.), and compare to a previous survey. This can be done by specific demographic group, as well. A simple "pie graph" (see below) is an easy way to make comparisons.



4) Compare changes in **Exclusive Cumes** for a station.

5) Check trends of **Away-From-Home** listening, from survey to survey and station vs. station.

After examining these basic trends, readers can more easily go about analyzing more specific situations.

11

WESTWOOD ONE

IN CONCERT

ONE OF 28 GREAT RADIO PROGRAMS FROM AMERICA'S NUMBER ONE PRODUCER OF NATIONALLY SPONSORED RADIO PROGRAMS, CONCERTS AND SPECIALS.

THE IS HOT!

THE NATION'S MOST COMPLETE ADULT CONTEMPORARY COUNTDOWN
NOW AVAILABLE ON A BARTER BASIS

- ✓ A recap of the week's hottest A/C hits.
- ✓ Feature oldies each hour.
- ✓ The latest artist information and music news.
- ✓ Customized and toned for automation.
- ✓ Musical imagery provided by . . .

OTIS CONNER PRODUCTIONS.

**INSURE YOUR MARKET EXCLUSIVITY
 CALL TODAY FOR A FREE SAMPLE PRESENTATION**

Creative Syndications, Inc.

P.O. Box 1505 • New Castle, Pa. 16103 • 412-652-6371

KATZ RADIO

People Make The Difference

To be the #1 Radio Rep you need experienced management, effective salespeople and innovative sales and research tools. Katz Radio has them all.

Katz Radio has the most stable management team, the most aggressive sellers and the most productive research operation in the business.

Katz Radio is the best because we have the best people—people who are dedicated to the Radio Industry. People who are committed to radio's present and future.



Katz Radio. The best.

KATZ RADIO / A DIVISION OF KATZ COMMUNICATIONS INC

Arbitron Survey Formulas

The following section presents a number of simple mathematical formulas which utilize Arbitron survey figures to arrive at answers to some questions interesting to programmers and advertisers. Use of the formulas enables readers to make specific problem-solving use of the Arbitron market reports.

Each formula is presented in a format which includes the question to be answered, its answer in words, the mathematical formula to calculate the answer, and a few practical applications of the results.

Question: How much time does the average person spend listening to a station?

Answer: Calculate Average TIME SPENT LISTENING (TSL). This can be figured for specific dayparts. You'll need to know the number of quarter-hours in Arbitron's basic dayparts. The total for Mon-Sun 6am-midnight is 504. Divided up, the totals are:

Mon-Fri	6-10am	80	quarter-hours
Mon-Fri	10am-3pm	100	
Mon-Fri	3-7pm	80	
Mon-Fri	7pm-mid	100	
Saturday	6-10am	16	
Saturday	10am-3pm	20	
Saturday	3-7pm	16	
Saturday	7pm-mid	20	
Sunday	6-10am	16	
Sunday	10am-3pm	20	
Sunday	3-7pm	16	
Sunday	7pm-mid	20	

Formula:

TSL =

Average ¼ hour Audience X Quarter-Hours in Daypart

Cume Audience

Applications:

- Compare a station's TSL figure with other similarly-formatted station's TSL s.
- Compute a market TSL average by calculating the TSL for each station and taking an average.

Question: How many different groups of people contribute to a station's average audience?

Answer: Calculate the station's TURNOVER RATIO (T/O).

Formula:

T/O = Cume Audience
Average ¼ hr Audience

Applications:

- Compare Turnover Ratios of stations in the market.
- Compute T/O for specific demographic groups, and determine which group turns over least on a station (the lower the T/O, the longer the group is listening).
- Compare T/O's in different dayparts.

Question: How well is a station reaching its target audience?

Answer: Compare TSL figures for your target audience and your total audience to compute an ETA (Efficiency of Target Audience) figure.

Formula:

ETA = Target Audience TSL
Total Audience TSL

The higher the ETA, the better the station is reaching its target audience.

Applications:

- Calculate which demographic is most efficiently reached on a station.
- Compare different dayparts to determine the time of the greatest ETA.
- Compare ETA s of different stations with similar target audiences.

Question: How can I determine the usable sample size for any demo in any market report?

Answer: Use the Page 3 data to determine the number of raw (unweighted) diaries used in each cell. The following formula applies.

Formula:

Percent of Unweighted In-tab
for whatever demo × metro In-tab total
= Sample Size for any age/sex cell
For example, Men 18-24 unweighted In-tab = 10%
×
1200 total metro diaries
1200 × 10% = 120

120 diaries were used to represent the listening of all the males 18-24 in the market.

Q: What do these four Program Directors have in common?



Madelaine Vlasic
KNOB, Long Beach, CA

Sherman Cohen
13/KHYT, Tuscon, AZ

Lucky Pierre
KUTE, Los Angeles, CA

Craig Powers
KFXM, San Bernardino, CA

A: They each have hired more than one graduate of KRBW Radio Broadcasting Workshop!

Solving staffing problems is our specialty. Whether you need one air personality, or an entire staff, KRBW can provide the graduate tailor-made to fit your needs. Our graduates are well-screened, well-qualified and well-trained.

Act now and make your staff problems a thing of the past.



**KRBW
RADIO
BROADCASTING
WORKSHOP**

Call **(714) 85-RADIO** today!

Formulas

Continued from Page 16

Question: What percentage of listeners in one time period also listens to a station in another time period?

Answer: Calculate the PERCENT RECYCLING of the audience.

Formula:

Percent Recycling =

$$\frac{\text{Cume Audience listening to both of two time periods}}{\text{Cume Audience listening to one of the two time periods}}$$

The top half of the equation is calculated by adding the cume figures for the two separate dayparts and subtracting the cume figure for the combined daypart (found in the Daypart Combination section of the report). Answer will be a percentage which represents the proportion of the audience in one daypart which recycles into the other daypart.

Applications:

- Determine percentage of audience that recycles from one part of the week (weekdays 6am-midnight, for example) to another part (weekends).
- Calculate audience listening only to one of two time periods (total cume of one daypart minus those listening to both dayparts).
- Compare recycling of target audience for a station vs. total audience.
- Compare recycling between stations.

Question: During which hours does a station best reach its listeners?

Answer: Chart the station's HOUR-BY-HOUR AVERAGE and SHARE OF AUDIENCE INDEX.

This formula can be used with both average audience figures and shares.

Formula:

Hour-By-Hour Index =

$$\frac{\text{Mon-Fri Hour-By-Hour figure}}{\text{Mon-Fri 6am-Mid figure}}$$

Applications:

- Track a station's average and share index results throughout the day — highest index figure indicates hour in which station is best reaching audience.
- Compare with other stations in as much detail as desired.
- Compare index figures Men vs. Women.

Question: How much of a station's audience listens only to that station?

Answer: Calculate percentage of Cume Audience that's exclusive.

Formula:

$$\frac{\text{Percent Exclusive} = \text{Station's Exclusive Cume}}{\text{Station's Total Cume}}$$

Applications:

- Compare Percent Exclusive Cumes of various stations in market.
- Chart station's Percent Exclusive Cume over major dayparts.
- Compare Percent Exclusive Cumes demographically (Men 18+, for example).

Question: How does a specific station stack up against the market average of Away-From-Home listening?

Answer: Compute AWAY-FROM-HOME (AFH) Listening Index for station.

Formula:

AFH Listening Index =

$$\frac{\text{Station's Percentage of AFH Listening}}{\text{Market's percentage of AFH Listening}}$$

Applications:

- Calculate AFH Listening Indexes for similarly-formatted stations.
- Determine difference (if any) between AM and FM stations' AFH Listening Indexes.
- Compute AFH Listening Indexes for different dayparts and demographics.

Question: Which are the most available audiences during certain times of the day?

Answer: Chart the demographic share of the audience hour by hour.

Formula:

$$\frac{\text{Hour-By-Hour Demographic Share} = \text{Target Audience Avg. Listening for market}}{\text{Total Audience 12 + Avg. Listening}}$$

Result is a percentage; the higher the percentage, the more available that segment of the audience is for listening.

Applications:

- Chart hour-by-hour Demographic Share for each hour of the broadcast day. Identify time periods when certain target demographics dominate listening.
- Determine which of several similarly-formatted stations gets best share of audience of a target demographic during various time periods.
- Identify hour-by-hour shifts in listening of various demographic groups. This enables programmers to shift emphasis toward the target groups which are strongest at given times.

EXPECTATIONS

You Can Have Great Ones When
You Hire Hiber, Hart & Patrick

Use our . . .

- Focus Groups
 - Telephone Positioning Surveys
 - Marketing Strategy
 - Ratings Insights
 - Sales Development Activities
- ...to improve your ratings and revenues.

Call for market availability and other details, or see us in our suite at the NAB/RPC or NRBA. Let us help your station be all you expect it to be!



RESEARCH & MARKETING FOR THE COMMUNICATIONS INDUSTRY

JHAN HIBER, PRESIDENT
P.O. BOX 1220, PEBBLE BEACH, CA 93953
(408) 373-3696

LARRY PATRICK, SENIOR VP
1st FLOOR, ARBITRON BUILDING, LAUREL, MD 20707
(301) 776-8855

BOTTOM LINE for AM Radio.

BOTTOM LINE The ultimate objective in operating a radio station is to make a profit. In recent years, though, most AM radio stations have had a difficult time achieving that goal.

The two major reasons have been the erosion of listeners from AM to FM and the growth of station overhead. Your costs are escalating while your audience is shrinking. "How can we get the prime demos back to AM radio in a way that's cost-effective for the station?"

That's the question we at Noble asked ourselves about a year ago. We researched the problem and invested our time and resources to find an answer. **GREAT GOLD** is it. After nearly a year's work, the results are a clear and clean, totally flexible rock-based oldies format. It includes well over 2000 top hits from the past 25 years. It is delivered on master reels that will play loud and clear to the people who hunger for these songs the most — the 25-49 year olds. The prime demo **GREAT GOLD** delivers in large bites and the demo your advertisers will gobble up. But bottom line improvement takes more than a jump in the ratings. You also have to trim the fat. And that's why we programmed **GREAT GOLD** so you can air the format live, live-assist or in total automation. If you have a stake in an AM radio station that isn't bringing in the orders, contact us now. While it's still an opportunity in your market.

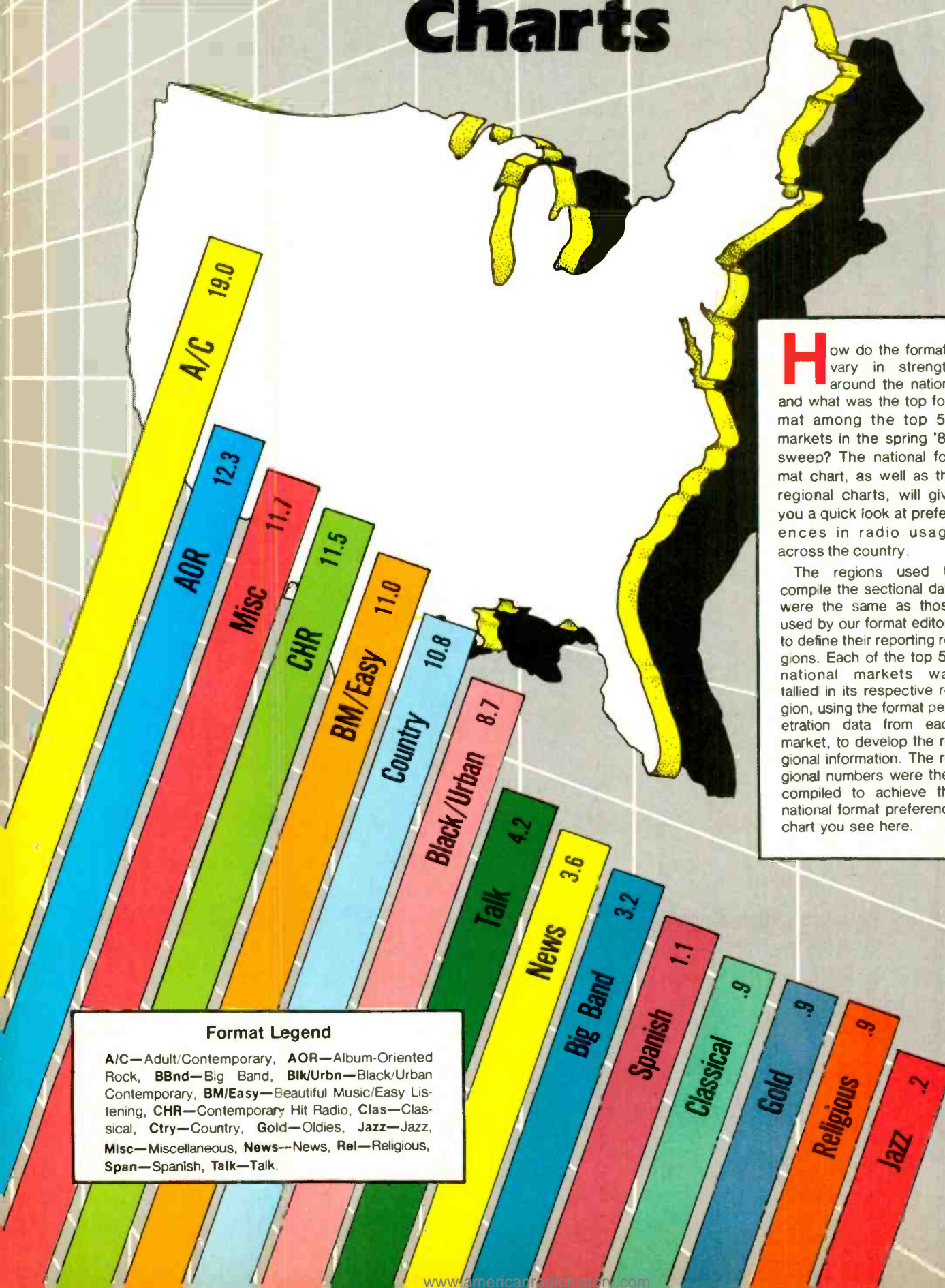


NOBLE BROADCAST
CONSULTANTS

PROGRAM CONSULTATION • FORMAT SERVICES • RESEARCH • CO-OP DEVELOPMENT

4891 PACIFIC HIGHWAY/ SAN DIEGO, CA 92110/ (619) 291-8510

Format Preference Charts



How do the formats vary in strength around the nation, and what was the top format among the top 50 markets in the spring '83 sweep? The national format chart, as well as the regional charts, will give you a quick look at preferences in radio usage across the country.

The regions used to compile the sectional data were the same as those used by our format editors to define their reporting regions. Each of the top 50 national markets was tallied in its respective region, using the format penetration data from each market, to develop the regional information. The regional numbers were then compiled to achieve the national format preference chart you see here.

Format Legend

A/C—Adult/Contemporary, AOR—Album-Oriented Rock, BBnd—Big Band, Blk/Urbn—Black/Urban Contemporary, BM/Easy—Beautiful Music/Easy Listening, CHR—Contemporary Hit Radio, Clas—Classical, Ctry—Country, Gold—Oldies, Jazz—Jazz, Misc—Miscellaneous, News—News, Rel—Religious, Span—Spanish, Talk—Talk.


Pick a segment. Radio can reach it.

Traditionally, magazines have been touted as the best way to reach many important market segments—such as college grads, professional and managerial types and high income earners.

But lately, more and more advertisers are discovering that radio is a better way to reach these segments. Yes, radio.

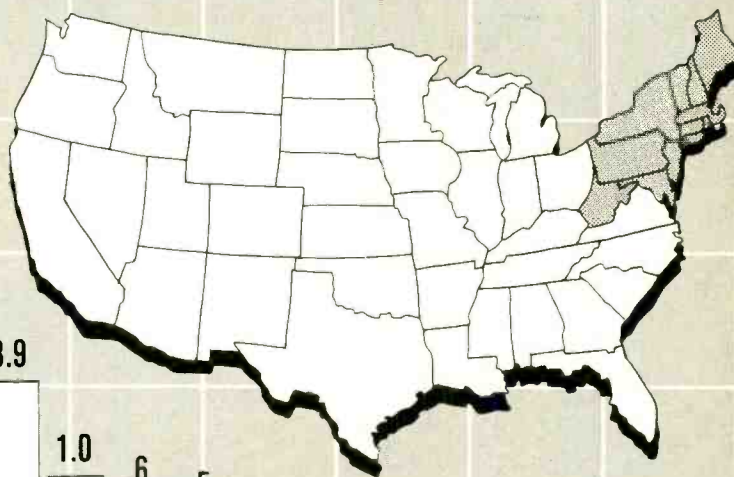
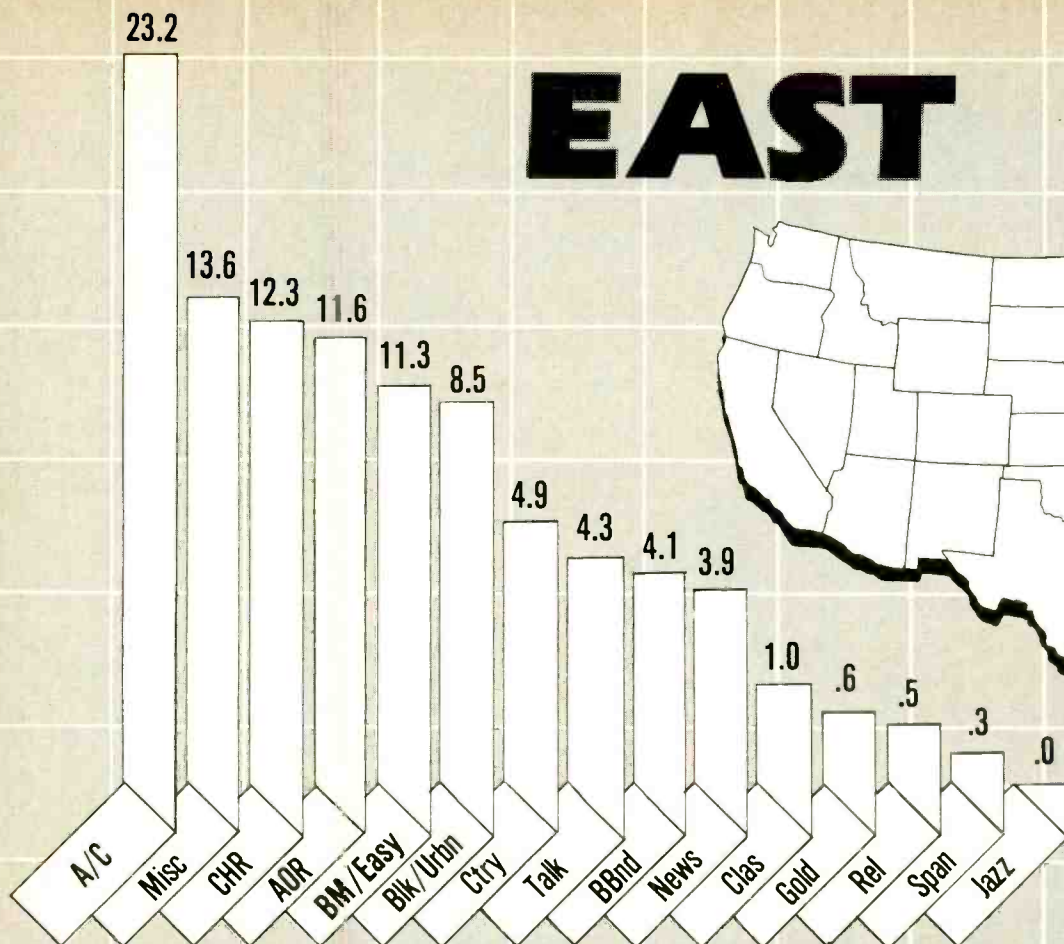
This is because a recent study of national media habits by R.H. Bruskin Associates isolated almost 50 segments in which people spent four hundred percent more time with radio than they did with the so-called selective media of magazines. (In many target groups radio even led television in “time spent.”)

So if you want to extend your tight budgets by “segmenting” your prospects, there’s no better place to start than with the medium of radio. A new brochure entitled, “Target Marketing and the Media” will give more information on this important Bruskin research data. Write or call Radio Advertising Bureau, 485 Lexington Ave., New York, N.Y. 10017. Phone: 212-599-6666.

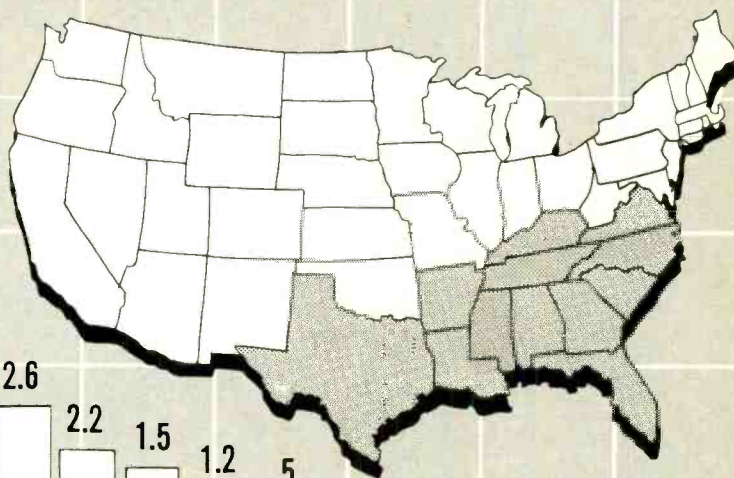
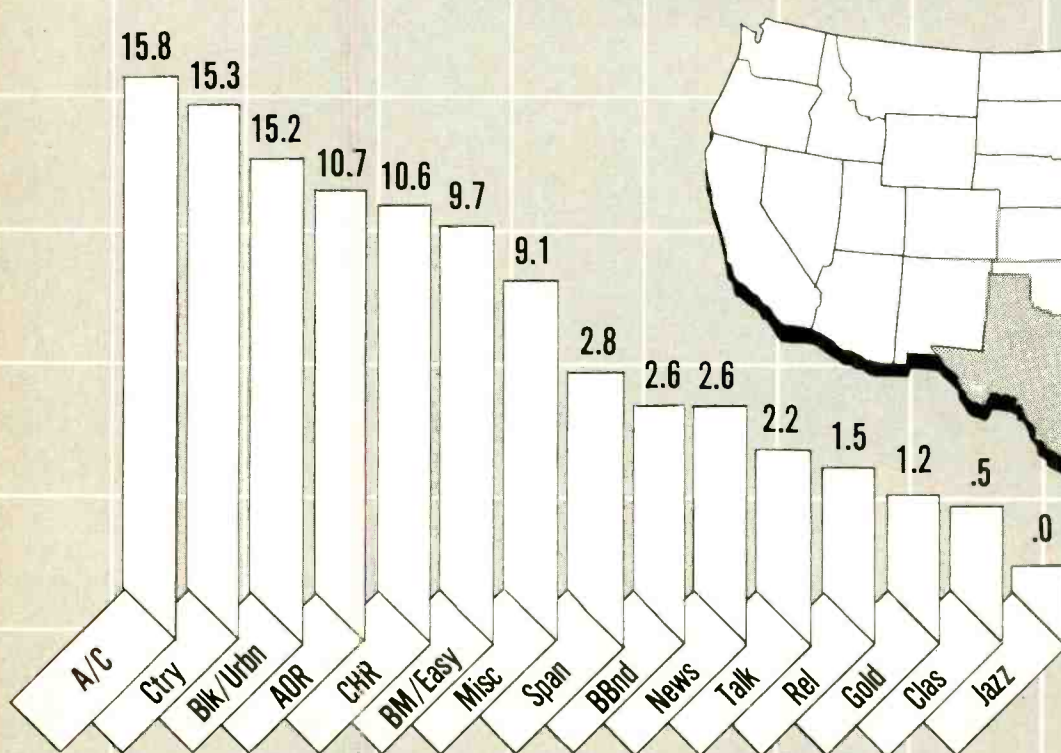


Shown above are the percentages of time that these segments spend with radio, as compared to TV, magazines and newspapers, during an average media day. In all cases the time spent actually exceeds that of television.

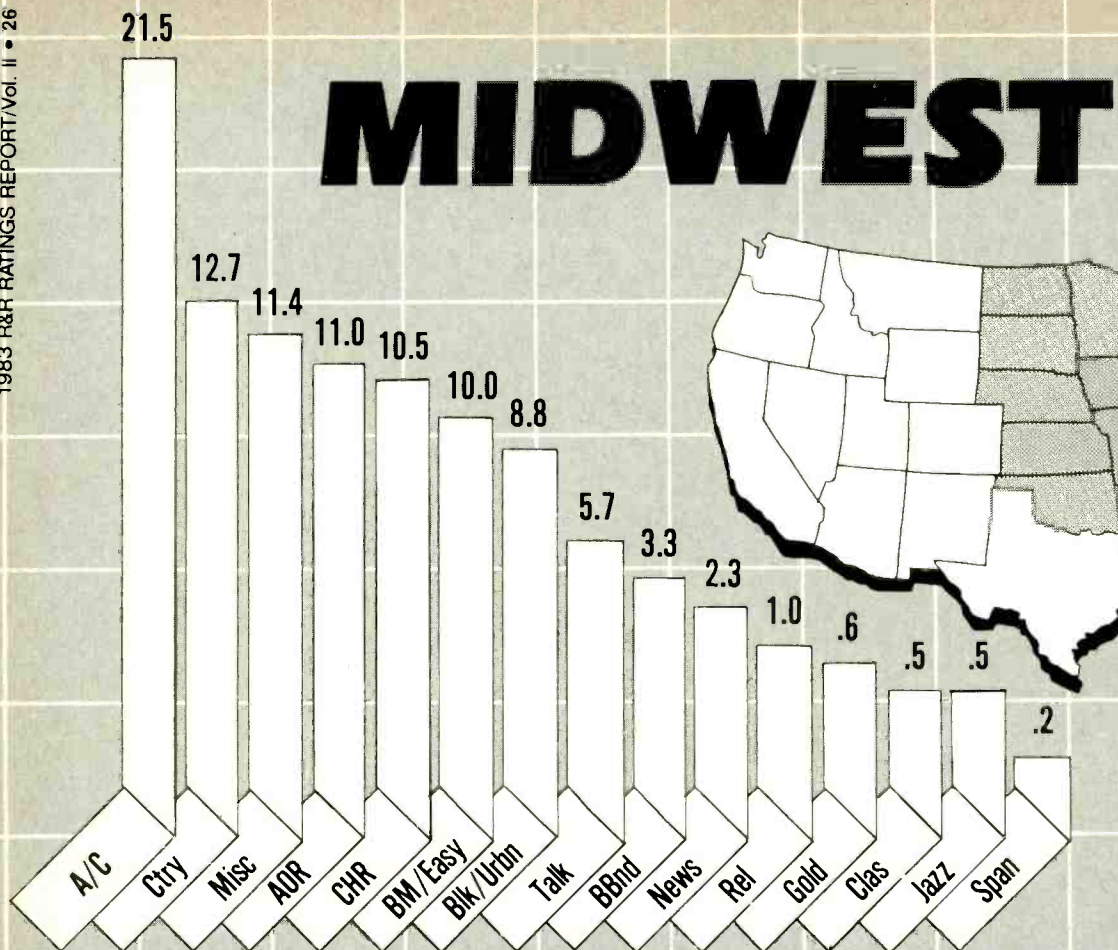
EAST



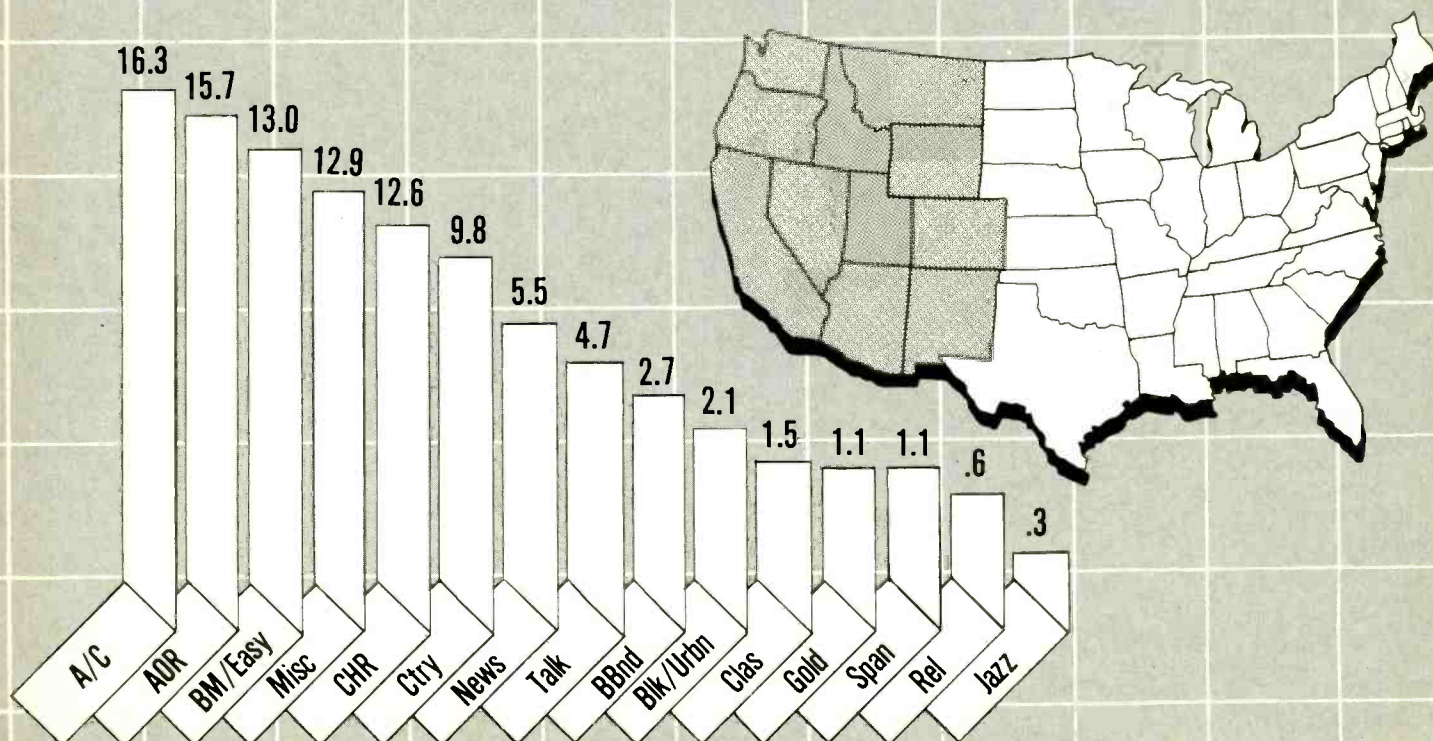
SOUTH



MIDWEST



WEST



Carrying The Tradition Forward.

**AMERICAN
COUNTRY
COUNTDOWN**

WITH BOB KINGSLEY



ABC Watermark



3575 CAHUENGA BLVD. WEST
SUITE 555
LOS ANGELES, CA 90066
(213) 980-9490

Bill Monroe and Ricky Skaggs
photographed for American Country
Countdown by Les Leverett

Drivetime Dominators

AM Drive/Top 25

Average Quarter-Hour Share

(12+, M-F, 6-10am)

1. **WTIC/Hartford (AC)** 34.5
Bob Steele
2. **WCCO/Minneapolis (AC)** 29.6
Charlie Boone & Roger Erickson
3. **KMOX/St. Louis (Talk)** 29.3
Bob Hardy, Bill Wilkerson & Jack Carney
4. **KDKA/Pittsburgh (AC)** 26.5
Jack Bogut
5. **WIBC/Indianapolis (AC)** 22.7
Gary Todd
6. **WGY/Schenectady (AC)** 19.4
Don Weeks
7. **WTMJ/Milwaukee (AC)** 17.2
Gordon Hinkley
8. **KSSK/Honolulu (AC)** 17.1
Akuhead Pupule
9. **WBEN/Buffalo (AC)** 16.8
Jeff Kaye
- + 10. **WRBQ-AM & FM/Tampa (CHR)** 16.6
Cleveland Wheeler & Scott Shannon
11. **WHIO/Dayton (AC)** 15.9
Lou Emm
12. **KSL/Salt Lake City (AC)** 15.6
Mark Van Wagoner
- + 13. **KKUA & KMQ/Honolulu (CHR)** 15.3
Kelly Randall & Dan Cooke
13. **WBZ/Boston (AC)** 15.3
Dave Maynard
15. **KYW/Philadelphia (News)** 14.9
Harry Donahue, Jeff Collins & Bill Shustal
16. **WHAM/Rochester (AC)** 14.8
Jack Slattery
17. **WDAF/Kansas City (Ctry)** 14.6
David Lawrence
17. **WGN/Chicago (Talk)** 14.6
Wally Phillips
19. **WHAS/Louisville (AC)** 14.5
Wayne Perkey
20. **WSB/Atlanta (AC)** 14.1
Russ Spooner
- + 21. **WQXI-AM & FM/Atlanta (CHR)** 14.0
Gary McKee
22. **KTOK/Oklahoma City (Talk)** 13.8
Bob Riggins
23. **KIRO/Seattle (News)** 13.6
Bill Yeened & Dave Stone
23. **WKBW/Buffalo (CHR)** 13.6
Dan Neaverth
- *25. **WTIC-FM/Hartford (CHR)** 13.5
Gary Craig

(*) indicates an FM station

(+) indicates AM & FM simulcast

PM Drive/Top 25

Average Quarter-Hour Share

(12+, M-F, 3-7pm)

1. **KMOX/St. Louis (Talk)** 16.4
Anne Keefe, Chuck Neff, Bob Osborne & Bill Wilkerson
2. **WCCO/Minneapolis (AC)** 16.0
Steve Cannon
- * 3. **WEZO/Rochester (BM)** 15.2
Jerry Warner
3. **WLOU/Louisville (Black)** 15.2
Bill Price, Jr.
- + 5. **KATT-AM & FM/Oklahoma City (AOR)** 15.0
Warren Williams
- * 6. **WJYE/Buffalo (BM)** 14.9
Joe Chille & Skip Edmunds
- * 7. **WPYX/Albany (AOR)** 14.8
Ted Utz & Tim Smith
8. **WTIC/Hartford (AC)** 14.2
Tom Tyler
- * 9. **WKDF/Nashville (AOR)** 13.9
Dave Walton
- *10. **WLVQ/Columbus (AOR)** 13.8
Lee Randall
- *11. **WWBA/St. Petersburg (BM)** 13.6
Norm Swenson & Leon Pettersen
- *12. **WYLD-FM/New Orleans (Black)** 13.3
Tony Brown
- *13. **WTIC-FM/Hartford (CHR)** 13.0
Mark Wainwright
- *13. **WTUE/Dayton (AOR)** 13.0
Bob Clark
15. **WIBC/Indianapolis (AC)** 12.9
Jeff Pigeon
- *15. **WZZK/Birmingham (Ctry)** 12.9
Rusty Walker
- *17. **WAMZ/Louisville (Ctry)** 12.6
Coyote Calhoun
- *17. **WRBQ-FM/Tampa (CHR)** 12.6
Mason Dixon
19. **KDKA/Pittsburgh (AC)** 12.5
Trish Beatty & Bill Steinbach
- *19. **WLKW-FM/Providence (BM)** 12.5
Jay Victor & Mary Ann DiNunzio
- *19. **WRCH/Hartford (BM)** 12.5
Mike Cristino
- *22. **WHIO-FM/Dayton (BM)** 12.4
Lowell Huffman & David Woods
- *23. **KHTR/St. Louis (CHR)** 12.3
Kevin McCarthy
- *23. **WENN-FM/Birmingham (Black)** 12.3
Roe Bonner
- *23. **WZXR/Memphis (AOR)** 12.3
Redbeard

These people tell us off every day...



and we love it!

The people who form the MMR Advisory Board are dynamic, experienced and successful broadcasters. They know there is more to selling radio than reading ratings books. Four times a year they meet with us. They demand, they probe, they criticize, they praise; the bottom line is the recognition that a successful rep firm continually searches for ways to better serve its clients' needs. This attitude and spirit is prevalent throughout Major Market Radio.

It's a fact. Our clients make money by telling us off... and we love it!

Pictured from left to right: John Lynch-VP/GM XTRA-A/F, Marty Greenberg-VP Radio Division Belo Broadcasting Corp., Marilyn Simmons Myman-GSM WCMQ-A/F, Larry Wexler-VP/GM WPEN/WMGK, Don McGovern-NSM KMPC. Not pictured: Rich Balsbaugh-President/GM WXKS-A/F.



MAJOR MARKET RADIO

NEW YORK • CHICAGO • LOS ANGELES • PHILADELPHIA • ATLANTA • DETROIT • BOSTON • SAN FRANCISCO • DALLAS • ST. LOUIS

Drivetime Dominators

AM Drive/Top 25

Cume Persons

(12+, M-F, 6-10am)

1. **WINS/New York (News)** 1,935,800
Michael O'Neil & Paul Smith
2. **WCBS/New York (News)** 1,662,400
Jim Donnelly & Robert Vaughn
3. **WNBC/New York (CHR)** 1,099,200
Don Imus
4. **WOR/New York (Talk)** 1,062,300
John Gambling
- * 5. **WPLJ/New York (AOR)** 1,048,400
Jim Kerr
- + 6. **WLS-AM & FM/Chicago (CHR)** 972,900
Larry Lujack
- * 7. **WBLS/New York (Urban)** 947,800
Ken Webb
- * 8. **WKTU/New York (Urban)** 940,100
Jay Thomas
- * 9. **WYNY/New York (AC)** 895,600
Bruce Bradley
10. **WGN/Chicago (Talk)** 883,500
Wally Phillips
- + 11. **WPAT-AM & FM/New York (BM)** 878,600
Ken Lamb
- * 12. **KIIS/Los Angeles (CHR)** 830,100
Rick Dees
13. **KYW/Philadelphia (News)** 813,700
Harry Donahue, Jeff Collins, & Bill Shusta
- * 14. **WRKS/New York (Urban)** 754,200
Jeff Troy
15. **KFWB/Los Angeles (News)** 734,800
Dan Avey & Jim Burson
16. **KABC/Los Angeles (Talk)** 727,900
Ken Minyard & Bob Arthur, Michael Jackson
17. **WBBM/Chicago (News)** 720,700
Dale McCarren & John Hultman
- * 18. **WPIX/New York (AC)** 708,400
Mike Wade
19. **WABC/New York (Talk)** 695,900
Ross Brittain & Brian Wilson
- * 20. **WRFM/New York (BM)** 674,600
Jim Aylward
- * 21. **WCBS-FM/New York (Gold)** 611,800
Harry Harrison
- * 22. **WAPP/New York (AOR)** 585,300
Mark McEwen & E.J. Krummey
23. **KGO/San Francisco (Talk)** 576,800
Jim Dunbar & Ted Wygant
24. **KNX/Los Angeles (News)** 575,900
Dave Zorn & Alex Sullivan
25. **WCCO/Minneapolis (AC)** 568,500
Charlie Boone & Roger Erickson

PM Drive/Top 25

Cume Persons

(12+, M-F, 3-7pm)

- * 1. **WPLJ/New York (AOR)** 1,097,700
Pat St. John
- * 2. **WBLS/New York (Urban)** 1,025,400
Frankie Crocker
- * 3. **WRKS/New York (Urban)** 989,300
Mary Thomas
- * 4. **WKTU/New York (Urban)** 976,200
Paco
- * 5. **WYNY/New York (AC)** 945,200
Dan Daniel
6. **WCBS/New York (News)** 906,900
Ben Farnsworth & Pat Parson
7. **WINS/New York (News)** 900,500
Bob Howard, Don Baldwin & Stan Burns
8. **WNBC/New York (CHR)** 826,100
Howard Stern
- * 9. **WPIX/New York (AC)** 814,900
Mike Wade
- * 10. **WAPP/New York (AOR)** 788,100
Chip Hobart
- * 11. **KIIS/Los Angeles (CHR)** 728,700
Ron O'Brien
- * 12. **WRFM/New York (BM)** 711,700
Wes Richards
13. **KABC/Los Angeles (Talk)** 687,900
Bud Furillo, Tommy Hawkins, Merrie Rich & Lisa Bowman
- * 14. **WPAT-FM/New York (BM)** 687,300
Ken McKenzie
- * 15. **WCBS-FM/New York (Gold)** 629,200
Dick Heatherton
16. **WABC/New York (Talk)** 625,800
Michael Jackson, Dr. Toni Grant & Art Rust
- * 17. **WBBM-FM/Chicago (CHR)** 605,600
Gary Spears
18. **WOR/New York (Talk)** 581,200
John R. Gambling
19. **WHN/New York (Ctry)** 560,400
Dan Taylor
20. **WGN/Chicago (Talk)** 554,500
Bob Collins
- * 21. **KROQ-FM/Los Angeles (AOR)** 544,000
Freddy Snakeskin
- * 22. **KBIG/Los Angeles (Easy)** 539,600
Harry Johnson
- * 23. **KLOS/Los Angeles (AOR)** 512,400
Linda McInnes & Bob Coburn
24. **KFWB/Los Angeles (News)** 509,900
Julia Chavez, Charlie Brailer & Vince Campagna
- * 25. **KMET/Los Angeles (AOR)** 486,200
David Perry & Denise Westwood

(*) indicates an FM station (+) indicates AM & FM simulcast



R_x Prescription Form:

**Cures the "Ratings Blues" as well
as tickling the funnybone of your listeners**

*Recent arbitron audience survey testifies to
The Jack Carney Comedy Show cure.*

STATION	AUDIENCE INCREASE %	STATION	AUDIENCE INCREASE %	STATION	AUDIENCE INCREASE %
WBZ—BOSTON	+ 5	WJL—BUFFALO	+ 250	KLB—AUSTIN	+ 63
KNBR—SAN FRANCISCO	+ 3	KOGO—SAN DIEGO	+ 3	KZIA—ALBUQUERQUE	+ 33
WXYZ—DETROIT	+ 24	WNIR—AKRON	+ 115	WKR—MOBILE	+ 8
WTIC—HARTFORD	+ 6	KRM—TULSA	+ 63	WOMP—WHEELING, WV	+ 29
WCBM—BALTIMORE	+ 116	WAYS—CHARLOTTE	+ 380	KXLY—SPOKANE	+ 20
WIOD—MIAMI	+ 68	WAPE—JACKSONVILLE	+ 244	WIBA—MADISON, WI	+ 33
KVI—SEATTLE	+ 71	WFBL—SYRACUSE	+ 47	WSLI—JACKSON, MS	+ 20
KEAB—OMAHA	+ 2	WNW—RICHMOND	+ 100		

*Source: Fall 1982 & Spring 1983 ARB Radio Survey. Numbers shown are for Adults 18+ (average persons) in the total survey area. Audience increase shown is for actual time period the comedy show airs on stations above.

Specialized *R_x* for your format below:



**The Sporting News
REPORT**



**"Life In These
United States"**
FROM THE PAGES OF THE READER'S DIGEST



**FOR A MORE THOROUGH
EXAMINATION CALL
(314)726-0906**
or stop by our booth for
your remedy while at the NAB
(#202)

**JOE PISCOPO
AT LARGE**

**Clayton
Webster
Corporation**
7711 CARONDELET ST. LOUIS, MO 63105

Format Leaders

Beautiful Music/Easy Listening

AQH

Cume

1.	WWBA/Tampa	13.8
2.	WEZO/Rochester	13.5
3.	WJYE/Buffalo	12.3
3.	WLKW-FM/Providence	12.3
5.	WRCH/Hartford	11.6
6.	KSFI/Salt Lake City	11.3
7.	WFOG-FM/Norfolk	10.9
8.	WBNS-FM/Columbus	10.4
8.	WHIO-FM/Dayton	10.4
10.	KQXT/San Antonio	10.2
11.	KKNG/Oklahoma City	10.0
12.	WXTZ/Indianapolis	9.7
13.	KOSI/Denver	9.4
14.	WWEZ/Cincinnati	8.8
15.	KJQY/San Diego	8.6
15.	WPCH/Atlanta	8.6
17.	WGKX/Memphis	8.5
17.	WVEZ/Louisville	8.5
19.	WEZW/Milwaukee	8.4
20.	KEWT/Sacramento	8.2
20.	WBYU/New Orleans	8.2
22.	WZEZ/Nashville	7.9
23.	KBIG/Los Angeles (Anaheim book)	7.6
23.	KUMU-FM/Honolulu	7.6
25.	KODA/Houston	7.5

1.	WPAT-FM/New York	1,405,400
2.	WRFM/New York	1,346,600
3.	KBIG/Los Angeles	1,021,600
4.	WPAT/New York	916,400
5.	KJOI/Los Angeles	806,300
6.	KMPC/Los Angeles	769,300
7.	WLOO/Chicago	738,700
8.	WEAZ/Philadelphia	660,300
9.	WPEN/Philadelphia	517,500
10.	WJOI/Detroit	492,000
11.	KODA/Houston	432,500
12.	WLAK/Chicago	432,000
13.	KABL-FM/San Francisco	395,400
14.	KABL/San Francisco	391,100
15.	WGAY-FM/Washington	377,700
16.	WLYF/Miami	375,600
17.	KMEZ-FM/Dallas-Ft. Worth	371,100
18.	WJIB/Boston	357,400
19.	KOIT/San Francisco	322,700
20.	KNOB/Los Angeles	309,800
21.	KEZK/St. Louis	309,600
22.	WLKW-FM/Providence	306,000
23.	WPCH/Atlanta	302,200
24.	WWBA/Tampa	287,500
25.	KOSI/Denver	283,500

PLAY THE WINNERS.

SRP

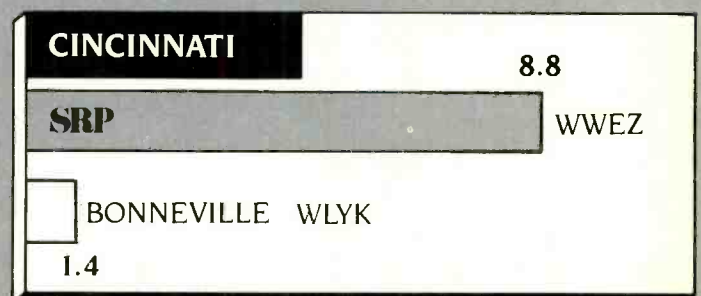
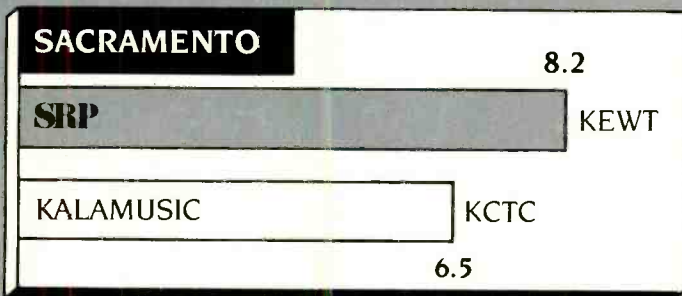

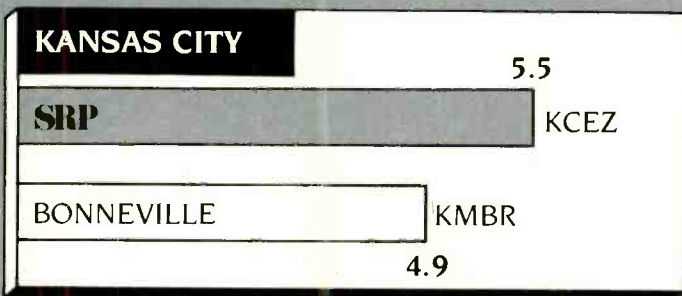
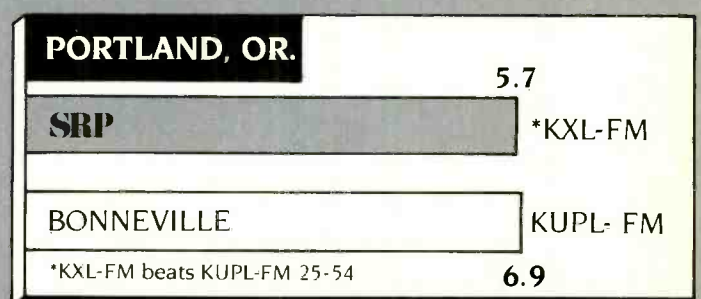

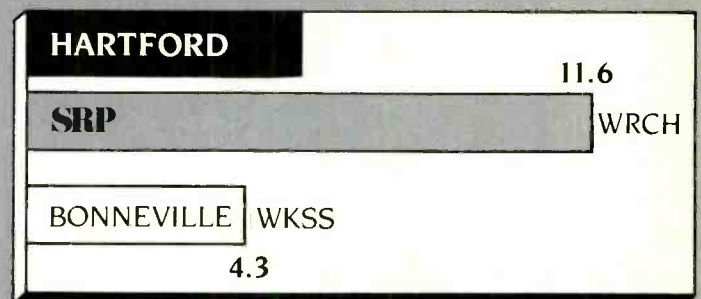

Schulke Radio Productions, Ltd.

3001 Hadley Road, South Plainfield, New Jersey 07080. (201) 753-0444

A DIVISION OF COX COMMUNICATIONS, INC.

SRP IS WINNING!

We're doing it with Totally Researched Music.



Source: Arbitron, Spring 83, Total Persons Share, Broadcast Week, MSA.

Format Leaders

Black/Urban Contemporary

AQH

Cume

1. WYLD-FM/New Orleans (Black)	13.2	1. WKTU/New York (Urban)	1,924,800
2. WLOU/Louisville (Black)	13.1	2. WBLS/New York (Urban)	1,753,300
3. WHRK/Memphis (Urban)	10.5	3. WRKS/New York (Urban)	1,732,900
4. WENN-FM/Birmingham (Black)	10.4	4. WBMX/Chicago (Black)	778,200
4. WKYS/Washington (Urban)	10.4	5. WGCI/Chicago (Urban)	746,700
6. WVEE/Atlanta (Urban)	10.1	6. KUTE/Los Angeles (Urban)	557,700
7. WTLC/Indianapolis (Urban)	9.7	7. WUSL/Philadelphia (Urban)	538,600
8. WQMG/Greensboro (Black)	9.2	8. WKYS/Washington (Urban)	535,300
9. WVKO/Columbus (Black)	9.1	9. WDRQ/Detroit (Urban)	479,500
10. WAIL/New Orleans (Urban)	8.8	10. WJPC/Chicago (Black)	470,800
11. WXYV/Baltimore (Urban)	8.2	11. WJLB/Detroit (Black)	459,700
12. WDIA/Memphis (Black)	7.7	12. WDAS-FM/Philadelphia (Black)	446,500
13. KRNB/Memphis (Black)	7.3	13. KMJQ/Houston (Urban)	408,200
14. WOWI/Norfolk (Black)	7.0	14. WHUR/Washington (Black)	403,100
15. KMJQ/Houston (Urban)	6.9	15. KGFJ/Los Angeles (Black)	379,900
16. KMJM/St. Louis (Urban)	6.8	16. KJLH/Los Angeles (Black)	361,300
17. WUSL/Philadelphia (Urban)	6.5	17. WVON/Chicago (Black)	353,300
18. WATV/Birmingham (Black)	6.3	18. KRLY/Houston (Urban)	340,300
18. WDRQ/Detroit (Urban)	6.3	19. KSOL/San Francisco (Black)	335,700
20. WDAO/Dayton (Black)	5.8	20. KDIA/Oakland (Black)	328,800
21. KPRS/Kansas City (Black)	5.7	21. KDAY/Los Angeles (Black)	315,600
21. WHUR/Washington (Black)	5.7	22. KACE/Los Angeles (Black)	315,000
23. KKDA-FM/Dallas-Ft. Worth (Urban)	5.6	22. WXYV/Baltimore (Urban)	315,000
23. WAMO-FM/Pittsburgh (Urban)	5.6	24. KKDA-FM/Dallas-Ft. Worth (Urban)	312,200
23. WLOK/Memphis (Black)	5.6	25. WOOK/Washington (Black)	309,800

Big Band

AQH

Cume

1. WBBG/Cleveland	6.5	1. WNEW/New York	948,300
2. WJAI/Dayton	6.4	2. WJDD/Chicago	543,400
2. WOKY/Milwaukee	6.4	3. KPRZ/Los Angeles	452,000
4. WDAE/Tampa	6.2	4. WAIT/Chicago	356,600
4. WECK/Buffalo	6.2	5. WRTH/St. Louis	213,100
6. WCRT/Birmingham	5.5	6. WBBG/Cleveland	211,600
7. WREC/Memphis	5.4	7. WJAS/Pittsburgh	200,200
8. KEZW/Denver	5.0	8. WDAE/Tampa	192,500
9. WLKW/Providence	4.9	9. WITH/Baltimore	177,600
9. WPXN/Rochester	4.9	10. CKJY/Windsor (Detroit)	157,200

Primetime
RADIO

A Taft Company

Call Larry Anderson • (813) 875-1901

Salutes

KORK WCOT
WJAI-FM*

*Note: Synthesized stereo

Real Music

scores one ratings
success after another!



SETH MASON
General Manager
WVRT

MIKE DONOVAN
General Sales Manager
WKQX-FM

CHUCK HILLER
Vice President
Hillier, Newmark, Wechsler & Howard

TOM WALTON
Vice President/Office Manager
Blair Radio-Chicago

JEFF SCHWARTZ
General Sales Manager
WBBM-FM

"It's a street fighting weapon we use every day."

You want the facts fighting *for* you, not against you. And it pays to use every fact you can get. That means you need Birch facts instead of just ARB facts. Compare them in the chart at the right:

Only Birch gives you more reports.

Only Birch gives you more *in* your reports. More dayparts. More demos.

And only Birch gives you qualitative and product usage data to help you in both programming and selling your station.

"It's a quality product that's priced fairly," Mike Donovan says. "And it keeps getting better all the time."

Get the street fighter on your side.

CASE HISTORY: CHICAGO, ILLINOIS

Metro HH Sample Size	BIRCH 2,393	ARBITRON 1,542*
Measurement Period	Jan.-Dec.	Jan.-Dec.
Number of Reports	4 Quarterlies, Monthlies Avail.	4 Quarterly Reports
Demographic Breaks	42	29
Dayparts	44	37
Annual Qualitative/ Product Categories	62	0
County by County	In Book	Extra Cost
Location of Listening	In Book	Extra Cost
Cume Duplication	In Book	Extra Cost
Audience Composition	In Book	Extra Cost
Tape Service Available	Yes	Yes
Data Base Access	Dataflow	AID

For more information call David Gingold,
Vice President (305) 753-6043.

**Birch
Radio
Research**

We give you more, more often.

*ARB Metro Household Sample Size is based on Fall, 1982 Quarterly Survey Period and is estimated based on average of 2.5 respondents per household.

Format Leaders



AQH

Cume

1.	WPYX/Albany	13.4
2.	WKDF/Nashville	12.9
3.	WLVO/Columbus	12.6
3.	WTUE/Dayton	12.6
5.	KATT-FM/Oklahoma City	12.3
6.	WZXR/Memphis	11.5
7.	WCMF/Rochester	10.0
8.	KRCK/Portland	9.9
9.	KPOI-FM/Honolulu	9.1
9.	WFBQ/Indianapolis	9.1
11.	KDKB/Phoenix	8.9
12.	WEBN/Cincinnati	8.8
12.	WRNO/New Orleans	8.8
14.	WAPI-FM/Birmingham	8.6
14.	WNOR-FM/Norfolk	8.6
16.	WHJY/Providence	8.5
17.	KRSP-FM/Salt Lake City	8.2
17.	KXZL/San Antonio	8.2
17.	WMMS/Cleveland	8.2
20.	WQMF/Louisville	8.1
21.	KULA/Honolulu	7.9
21.	KZAP/Sacramento	7.9
23.	KUPD/Phoenix	7.8
24.	KSJO/San Jose	7.3
24.	KSRR/Houston	7.3

1.	WPLJ/New York	1,836,300
2.	WAPP/New York	1,384,200
3.	KLOS/Los Angeles	1,033,100
4.	WNEW-FM/New York	959,800
5.	KROQ-FM/Los Angeles	908,500
6.	KMET/Los Angeles	886,700
7.	WRIF/Detroit	673,500
8.	WMET/Chicago	648,600
9.	WLUP/Chicago	633,300
10.	WMMR/Philadelphia	585,900
11.	WLLZ/Detroit	571,500
12.	WYSP/Philadelphia	537,200
13.	WIOQ/Philadelphia	515,200
14.	WBCN/Boston	471,200
15.	KNX-FM/Los Angeles	455,900
16.	KEGL/Dallas-Ft. Worth	448,200
17.	WCOZ/Boston	434,700
18.	WXRT/Chicago	433,300
19.	KSRR/Houston	431,600
20.	KMEL/San Francisco	426,600
21.	KZEW/Dallas-Ft. Worth	393,100
22.	KLOL/Houston	383,600
23.	WWDC-FM/Washington	368,800
24.	KTXQ/Dallas-Ft. Worth	354,000
25.	KRQR/San Francisco	352,100

Congratulations To Our Client Stations Who Are "Taking These Demos To The Bank"

Adelaide, Australia -

SA-FM** #1 16-34 Adults

Albuquerque - KFMG FM #1 18-34 Adults

Anchorage - KWHL FM #1 Market Leader
#1 Men 18+

Auckland, New Zealand -
MJK-FM** Debut 8.1

Brisbane, Australia -
4MMM FM** #1 10-39 Persons

Cleveland - WMMS FM #1 Market Leader
#1 18-49 Adults

Dallas - KZEW FM #1 AOR 18-34 Adults

Denver - KBPI FM* #1 Contemporary
#1 Cume Leader
#1 18-49 Adults

Fargo - KQWB FM #1 18-49 Men
#1 18-34 Men

Gainesville - WRUF FM #1 Contemporary
#1 18-34 Adults

Houston - KSRR FM #1 Contemporary
#1 18-49 Adults

Indianapolis - WFBQ FM #1 18-34 Adults

Jacksonville - WIVY FM #1 A/C Leader

Kansas City - KLSI FM* #1 A/C Leader
#1 18-49 Adults

Los Angeles - KLOS FM #1 AOR 18-34 Adults

Oklahoma City - KATT FM #1 Market Leader
#1 18-34 Adults

Philadelphia - WYSP FM #1 AOR Leader
#1 18-24 Adults

Phoenix - KDKB FM* #1 Market Leader
#1 Cume Leader
#1 18-49 Adults

Providence - WHJY FM #1 AOR Leader
#1 18-34 Adults

Richmond - WRXL FM #1 AOR Leader
#1 Rocker 18-34 Adults

Rochester - WCMF FM #1 Contemporary
#1 18-34 Adults

San Antonio - KISS FM #1 18-49 Men

Tucson - KWFM FM* #1 Contemporary
#1 18-34 Adults

Tulsa - KMOD FM #1 Rocker

IPC

Programming Advisors

Jeff Pollack Communications, Inc.

984 Monument Street

Suite 204

Pacific Palisades, CA 90272

(213) 459-2783

* Sandusky Corporate-consulted station.

Source: Average quarter hour share, persons 12+, Monday-Sunday, 6am-12mid, Spring 1983 Arbitron.

** Source: McNair-Anderson Report, Spring, 1983

You'll Laugh Your Ass Off



The National Lampoon Radio Hour

For more information, contact:

In Canada, PRODUCTION ONE 46 Rose Ave.
Toronto, Ontario M4Z 1N9 416 962-2046

robert michelson, inc. 127 west 26th street
new york, new york 10001 212 243-2702

See Us at RPC Booth 129

www.americanradiohistory.com

Format Leaders

Adult / Contemporary AQH

Cume

1.	WCCO/Minneapolis-St. Paul	20.6
2.	WTIC/Hartford	19.7
3.	KDKA/Pittsburgh	17.1
4.	WIBC/Indianapolis	14.3
5.	WGY/Schenectady	13.9
6.	WTMJ/Milwaukee	12.6
7.	KSL/Salt Lake City	11.9
8.	WVOR/Rochester	10.7
9.	KSTP-FM/Minneapolis-St. Paul	10.3
10.	WBEN/Buffalo	9.9
10.	WHIO/Dayton	9.9
12.	WBZ/Boston	9.8
13.	WSB/Atlanta	9.2
14.	KSSK/Honolulu	9.0
14.	WTVN/Columbus	9.0
16.	WRVR/Memphis	8.8
17.	WHAM/Rochester	8.7
18.	WHAS/Louisville	8.6
18.	WHDH/Boston	8.6
20.	WROW/Albany	8.5
21.	WBAL/Baltimore	8.0
22.	KGW/Portland	7.9
23.	WAVG/Louisville	7.7
23.	WENS/Indianapolis	7.7
25.	KVIL-FM/Dallas-Ft. Worth	7.6

1.	WYNY/New York	1,897,800
2.	WPIX/New York	1,589,900
3.	KDKA/Pittsburgh	820,300
4.	WMGK/Philadelphia	740,400
5.	WCLR/Chicago	739,600
6.	WCCO/Minneapolis-St. Paul	723,000
7.	KOST/Los Angeles	689,800
8.	WBZ/Boston	686,400
9.	WHDH/Boston	639,500
10.	WFYR/Chicago	623,900
11.	KHTZ/Los Angeles	622,200
12.	WNIC-FM/Detroit	585,800
13.	KNBR/San Francisco	554,700
14.	KIOI/San Francisco	483,200
15.	KVIL-FM/Dallas-Ft. Worth	475,800
16.	KSTP-FM/Minneapolis-St. Paul	472,700
17.	WSB/Atlanta	471,800
18.	WMAL/Washington	452,900
19.	WIP/Philadelphia	451,700
20.	WMJC/Detroit	445,300
21.	KSFO/San Francisco	428,500
22.	WSNI-FM/Philadelphia	421,700
23.	WTMJ/Milwaukee	410,500
24.	WCZY/Detroit	402,000
25.	WMJX/Boston	364,700

FLOWING FAVORITES®

CONTINUOUS ADULT CONTEMPORARY 25-54.

THE FORMAT

FLOWING FAVORITES® consists of foreground music selected to create listener & advertiser response. KLEMM MEDIA's experience & studies accurately combine classic music of the 1960's, 1970's & 1980's with uniquely planned & relevant announcer content. THE FORMAT is live-assist for local relatability. The programming effect is a continuous image of consistent music and flow for positive emotional response. FLOWING FAVORITES® is aimed for adults who are tired of background music and who seek relief from clutter.

THE TRAINING

Unlike most format syndicators, KLEMM MEDIA carefully trains your staff... announcers... sales people.

For over 18 years, we have provided customized consulting & training for radio stations quietly & effectively. KLEMM SEMINARS are famous and motivational. Perhaps you attended one of our 1983 NAB training sessions.

"Flowing Favorites®" includes systems, clearly written instructions, and weekly telephone training. Follow-through & training are guaranteed!

THE MARKETING

Unmatchable demographic success targets your station for the most requested advertiser buys, 25-54!

"FLOWING FAVORITES®" provides an environment which appeals to listeners and advertisers alike.

KLEMM MEDIA's service is complete with sales tools, marketing aids, audience promotion concepts, and written selling presentations.


ACT NOW TO RESERVE

(203) 868-0505

Klemm

MEDIA, INC.
RADIO PROGRAMMING
BOX 264, WASHINGTON, CT 06793

FLOWING FAVORITES® OFFERS MARKET EXCLUSIVITY



THESE RADIO STATIONS ONLY HAVE TWO THINGS IN COMMON . . .

KVIL
DALLAS
#1 25-54 Women

WIBC
INDIANAPOLIS
#1 25-54 Women

KLLS
SAN ANTONIO
#1 25-54 Women

WRMF
WEST PALM BEACH
#1 25-54 Women

KZBS
OKLAHOMA CITY
#1 25-54 Women

KLSI
KANSAS CITY
#1 25-54 Women

Spring '83 Arbitron • (Mon-Sun/6 am - midnight)

1. They're America's "CLASS" broadcasters.
2. They all listen to George Johns.

At FairWest . . .
we not only listen to George Johns . . .
we have the privilege of representing him.

FairWest
Adult Contemporary

3341 Towerwood Drive, Suite 204 • Dallas, Texas 75234 • (214) 243-7800

Format Leaders

Country

AQH

Cume

1. WTQR/Winston-Salem	16.1	1. WHN/New York	1,179,700
2. WZZK/Birmingham	12.5	2. WKHK/New York	820,700
3. WAMZ/Louisville	11.7	3. WMAQ/Chicago	769,000
4. WDAF/Kansas City	10.9	4. KLAC/Los Angeles	572,100
5. WCMS-FM/Norfolk	10.6	5. KIKK-FM/Houston	493,000
6. WKHX/Atlanta	9.7	6. KZLA-FM/Los Angeles	458,900
7. KEBC/Oklahoma City	8.5	7. KILT-FM/Houston	453,200
7. WFMS/Indianapolis	8.5	8. KSAN/San Francisco	428,400
9. WSM-FM/Nashville	8.2	9. KSCS/Dallas-Ft. Worth	410,500
10. WQYK/Tampa	8.0	10. WBAP/Dallas-Ft. Worth	394,200
11. WMC/Memphis	7.6	11. WUSN/Chicago	383,200
12. WUBE-FM/Cincinnati	7.5	12. WFIL/Philadelphia	343,300
13. KNIX-FM/Phoenix	7.4	13. WKHX/Atlanta	335,800
13. KSCS/Dallas-Ft. Worth	7.4	14. WJEZ/Chicago	330,400
13. WSIX-FM/Nashville	7.4	15. KPLX/Dallas-Ft. Worth	316,600
16. KAJA/San Antonio	7.2	16. KNEW/Oakland	314,000
16. KIKK-FM/Houston	7.2	17. WWWW/Detroit	299,400
18. WONE/Dayton	7.1	18. WIL-FM/St. Louis	277,900
19. KRAK/Sacramento	6.7	19. WPOC/Baltimore	266,000
20. WIRE/Indianapolis	6.5	20. WMZQ/Washington	259,500
21. KAER/Sacramento	6.3	21. WPKX-AM & FM/Washington	250,300
22. KKYX/San Antonio	6.2	22. WDAF/Kansas City	248,200
22. WIL-FM/St. Louis	6.2	23. WWWE/Cleveland	242,600
22. WYRK/Buffalo	6.2	24. WCAO/Baltimore	234,400
25. KFKF/Kansas City	6.1	25. WDGY/Minneapolis-St. Paul	234,000

GUNSMOKE

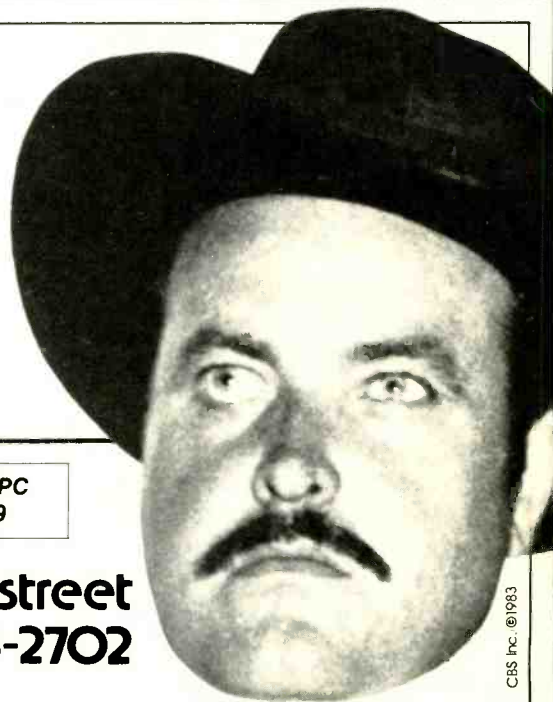
"There's just one way to handle the killers
and the spoilers,

And that's with the U.S. Marshall
and the smell of Gunsmoke"

*Exclusively
from*

robert michelson, inc. 127 west 26th street
new york, new york 10001 212 243-2702

See Us at RPC
Booth 129



CBS Inc. ©1983

KFMS LAS VEGAS HITS THE JACKPOT!

#1 25-54 ADULTS

FIRST BOOK WITH

BURNS/SOMERSET

***Continuous
Country***

In their very first Burns/Somerset book, KFMS jumped to NUMBER ONE (11.2), from eighth place (6.0), in radio's most meaningful sales demographic, ADULTS, 25-54*.

The GEORGE BURNS/JOE SOMERSET** CONTINUOUS COUNTRY consultancy continues to be America's hottest country format. In fact, EVERY Burns/Somerset station has increased its ratings since switching to the format . . .

- | | |
|--|---------------------------|
| ◇ KILT-FM, HOUSTON | ◇ WCRJ-FM, JACKSONVILLE |
| ◇ KAER-FM, SACRAMENTO | ◇ WPCM-FM, RALEIGH-DURHAM |
| ◇ KZAN-FM, SALT LAKE CITY | ◇ WAVC-FM, DULUTH |
| ◇ WGKX-FM, MEMPHIS | ◇ KNFM-FM, MIDLAND-ODESSA |
| ◇ WOJC-FM TAMPA, (Formerly WFLA-FM) effective July 1 | |

**To bring this unique consultancy to your FM station,
call FairWest today at (214) 243-7800**

FairWest

341 Towerwood Drive, Suite 204 ♦ Dallas, Texas 75234 ♦ (214) 243-7800

* ARB Fall '82, Spring '83 Mon. - Sun. 6 a.m. - 12 p.m.

** Joe Somerset also consults Capitol Cities Continuous Country stations KSCS-FM, Dallas; WKHX-FM; Atlanta, and KZLA-FM, Los Angeles.

Format Leaders

Contemporary Hit Radio

AQH

Cume

1.	WRBQ-FM/Tampa	12.7
2.	WTIC-FM/Hartford	12.5
3.	WLOL/Minneapolis-St. Paul	11.0
4.	KHTR/St. Louis	10.6
5.	WMC-FM/Memphis	10.4
6.	KQMQ/Honolulu	9.9
7.	WZGC/Atlanta	9.7
8.	WZPL/Indianapolis	9.6
9.	WWKX/Nashville	9.5
10.	WPRO-FM/Providence	9.4
10.	WQXI-FM/Atlanta	9.4
12.	WEZB/New Orleans	9.2
13.	KJYO/Oklahoma City	9.0
14.	WNCI/Columbus	8.9
15.	WKRQ/Cincinnati	8.8
16.	KBEQ/Kansas City	8.6
17.	WKXX/Birmingham	8.5
18.	WXGT/Columbus	8.2
19.	WHYI/Miami	7.9
20.	WBSB/Baltimore	7.8
21.	KIIS/Los Angeles (Anaheim book)	7.6
21.	WRQX/Washington	7.6
23.	KCNR-FM/Portland	7.5
24.	WBZZ/Pittsburgh	7.4
25.	WGCL/Cleveland	7.3

1.	WNBC/New York	1,902,300
2.	KIIS/Los Angeles	1,389,600
3.	WLS/Chicago	1,094,200
4.	WBBM-FM/Chicago	1,069,400
5.	WLS-FM/Chicago	877,300
6.	KRTH/Los Angeles	861,000
7.	KIQQ/Los Angeles	851,200
8.	WCAU-FM/Philadelphia	818,400
9.	KFRC/San Francisco	782,400
10.	WKQX/Chicago	735,500
11.	WHYT/Detroit	713,800
12.	KFI/Los Angeles	642,100
13.	WHYI/Miami	593,800
14.	WHTT/Boston	574,500
15.	WRQX/Washington	561,700
16.	KHTR/St. Louis	547,300
17.	WINZ-FM/Miami	526,400
18.	KYUU/San Francisco	514,000
19.	XTRA/San Diego (Los Angeles book)	493,800
20.	WABX/Detroit	488,100
21.	WXKS-FM/Boston	477,300
22.	WZGC/Atlanta	467,100
23.	WLOL/Minneapolis-St. Paul	456,600
24.	KKBQ-FM/Houston	448,300
25.	WROR/Boston	421,200

Spanish

AQH

Cume

1.	WQBA/Miami	6.7
2.	KCOR/San Antonio	5.2
3.	WCMQ-FM/Miami	3.6
4.	WQBA-FM/Miami	3.4
5.	WRHC/Miami	3.3
6.	WOJO/Chicago	2.8
7.	KIQI/San Francisco	2.3
8.	WADO/New York	2.1
9.	KALI/Los Angeles	1.9
9.	KEDA/San Antonio	1.9

1.	WADO/New York	458,900
2.	WJIT/New York	334,700
3.	KLVE/Los Angeles	322,400
4.	KTNQ/Los Angeles	297,000
5.	KALI/Los Angeles	283,600
6.	KWKW/Los Angeles	282,300
7.	WOJO/Chicago	256,800
8.	WQBA/Miami	253,100
9.	WQBA-FM/Miami	177,400
10.	WCMQ-FM/Miami	173,800

Take The Headache Out Of Hiring

Columbia School of Broadcasting's Free Placement Service Offers

- FREE Placement Service to Radio Stations
- Trained Beginners
- Experienced Pros
- Qualified Pre-screened Graduates
- Trained as DJ's, Account Executives, Writers, Engineers
- 24 Hour Service
- Offices Nationwide


CALL ME,
Michele A. Becker
Job Placement Director
(213) 469-8321



Columbia School of Broadcasting

(not affiliated with CBS, Inc.)

6290 Sunset Blvd., Hollywood, CA 90078




MAYBE NOW'S THE TIME TO CALL SURREY

Surrey's Radio's full service consulting and research firm. What this means to the ratings scorned executive is a myriad of possible solutions to choose from... and all from one source. Whether it's consulting, focus groups, telephone studies, music tests, market analysis or station evaluations, with Surrey, you get only what you need; more importantly, each program is specifically designed for your market and station.

Before your next rating period, call Surrey and ask for one of our representatives. We could have you smiling by winter.

Call 303-989-9980 today.



Format Leaders

News/Talk

AQH

Cume

1.	KMOX/St. Louis (Talk)	20.9
2.	KTOK/Oklahoma City (N/T)	11.1
3.	KIRO/Seattle (News)	9.0
4.	WGN/Chicago (Talk)	8.7
5.	KCMO/Kansas City (N/T)	8.6
5.	KGO/San Francisco (Talk)	8.6
7.	KYW/Philadelphia (News)	8.2
8.	KTAR/Phoenix (News)	7.7
9.	KGO/San Francisco (Talk) . . . (San Jose book)	7.6
10.	WOAI/San Antonio (N/T)	7.3
11.	WAVI/Dayton (Talk)	6.7
12.	WCKY/Cincinnati (N/T)	6.6
13.	KRLD/Dallas-Ft. Worth (News)	6.5
14.	KOA/Denver (Talk)	6.0
15.	KABC/Los Angeles (Talk) . . . (Anaheim book)	5.8
16.	WQBK/Albany (Talk)	5.7
17.	WXYZ/Detroit (Talk)	5.5
18.	WLAC/Nashville (Talk)	5.3
19.	KFBK/Sacramento (News)	5.2
19.	KHVH/Honolulu (News)	5.2
19.	WCBS/New York (News) . . . (Nassau book)	5.2
19.	WOR/New York (Talk)	5.2
23.	KCBS/San Francisco (N/T)	5.1
24.	WBBM/Chicago (News)	5.0
25.	KCBS/San Francisco (N/T) . . . (San Jose book)	4.9


1.	WINS/New York (News)	2,570,300
2.	WCBS/New York (News)	2,282,100
3.	WOR/New York (Talk)	1,702,800
4.	WABC/New York (Talk)	1,642,500
5.	KABC/Los Angeles (Talk)	1,464,200
6.	WGN/Chicago (Talk)	1,263,500
7.	WBBM/Chicago (News)	1,135,800
8.	KFWB/Los Angeles (News)	1,118,400
9.	KYW/Philadelphia (News)	1,093,400
10.	KNX/Los Angeles (News)	931,700
11.	KGO/San Francisco (Talk)	840,000
12.	KMOX/St. Louis (Talk)	811,900
13.	WMCA/New York (Talk)	791,700
14.	KCBS/San Francisco (N/T)	750,700
15.	WIND/Chicago (Talk)	662,100
16.	WCAU/Philadelphia (Talk)	613,300
17.	WWJ/Detroit (News)	583,100
18.	KRLD/Dallas-Ft. Worth (News)	486,700
19.	WEEI/Boston (News)	466,100
20.	KIRO/Seattle (News)	430,400
21.	WXYZ/Detroit (Talk)	405,500
22.	WCBS/New York (News) . . . (Nassau book)	386,600
23.	WWDB/Philadelphia (Talk)	373,500
24.	WTOP/Washington (News)	365,400
25.	WINS/New York (News) . . . (Nassau book)	333,000

DRAGNET

"Just the facts ma'am"

Currently heard on:

KNBR AM, WCAU AM, KNX AM, WERE AM,
WGWN AM, CKJY FM and many more.



*Exclusively
from*

See Us at RPC
Booth 129

CHARLES MICHELSON, INC.

127 West 26th Street
New York, New York 10001 212-243-2702

9350 Wilshire Boulevard,
Beverly Hills, CA. 90212 213-278-4546

©MCA, Inc. 1983




LET'S TALK BUSINESS

BARRON'S ON INVESTMENT can attract affluent listeners and blue-chip advertisers alike to your radio station, by providing them the business news they're drawn to.

A weekly news script service, BARRON'S ON INVESTMENT complements your weekend news-casts with timely, topical news of finance and investment.


And it comes from the source your listeners trust:



Dow Jones & Company, publisher of The Wall Street Journal and Barron's.

BARRON'S
ON
INVESTMENT.

Offered in select markets as a market exclusive. Offering you access to the most exclusive market in America.

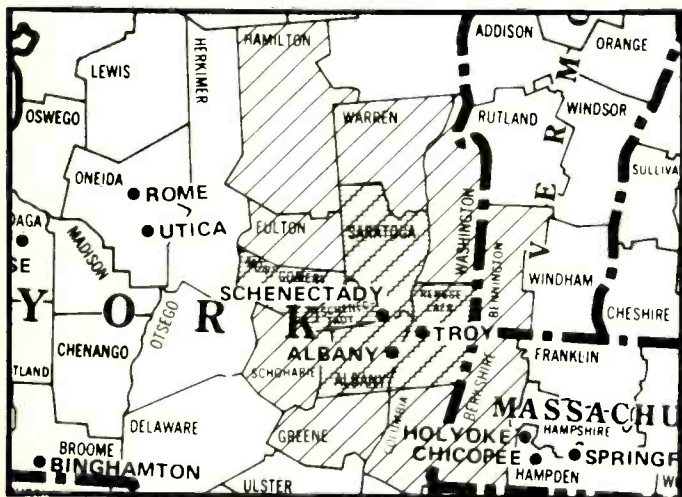


To learn more about how our business news can help your station's business, call Ken Martin at (212) 285-5136.

SPRING '83

Market Overviews

Albany-Schenectady - Troy #49



Complete Ratings Data Page 78

WGY and **WPYX** set the pace for Albany stations in the latest sweep, but the quality of the survey slipped notably from **Arbitron's** sampling in the spring '82 effort.

WGY still led the market 12+, had the largest cume, and was best among 25-54 adults, but the station slipped to its softest spring book in memory. **WPYX**, on the other hand, was on the upswing, increasing its shares notably over the last year. The AOR leader was first in teens and adults 18-34 and 18-49.

WROW-AM & FM rebounded from soft fall books, although both were still down 12+ from last spring. **WFLY's** CHR numbers slipped four shares from the fall to land virtually where they were in the spring '82 survey. **WPTR** gained growing acceptance of its Country approach.

Unfortunately, Arbitron collected 16% fewer diaries this sweep than last spring, with an especially notable 46% drop in returned and usable diaries from the ESF portion of the sample. As a result, these estimates are subject to slightly more wobble than those from the spring book in '82.

Anaheim-Santa Ana- Garden Grove #19



Complete Ratings Data Page 79

Orange County has seen its share of radio topsyturvy, and the latest sweep confirmed some of this movement. While Easy Listening fixture **KBIG** was at its customary spot atop the market, it was tied by **KIIS**, which has been surging into contention over the last year. **KIIS's** CHR format gave the station not only the top cume in the county but first place in the three major adult sales demos.

On the AOR front **KLOS** took the lead from **KROQ-FM**, although the "Roq of the 80s" sound still was number one among area teens. Former AOR leader **KMET** continued to suffer, having lost half of its 12+ share over the last year.

Among local stations **KWIZ** had a good showing, rebounding from a soft fall book. The A/C station posted respectable numbers among adults 18-49 and 25-54.

Two methodology notes to factor into your evaluation of this market . . . First, there was 23% less sample returned and used this book vs. the spring sweep a year ago. Also, even though **Arbitron** estimated a 10% growth in the number of homes in the non-listed or ESF portion of the Orange County populace, the survey firm retrieved 32% fewer diaries from that part of the public. Stations that could be helped by ESF, such as the AORs, should hope for better luck in the next sample.



OUR SATELLITE WILL HELP YOUR RATINGS REACH NEW HEIGHTS

Order your ABC Radio Satellite earth station now! That way, you'll be positioned to dominate your market when ABC Radio Networks convert to digital satellite transmission early in 1984. You'll have a winning range of programming available for your station. Don't miss your chance to start dishing out better radio to your listeners. Order your ABC Radio Satellite earth station now. For further information contact your ABC Network director.

RADIO abc
Networks



© 1981 ABC, Inc.

"Star in Motion"
© 1980 L. A. Olympic Committee

EXCLUSIVE RADIO BROADCASTERS
OF THE 1984 SUMMER OLYMPICS

Market Overviews Market Overviews Market Overviews

Atlanta #18



Complete Ratings Data Page 80

WVEE reestablished itself as number one, WKHX extended its Country dominance, WZGC and WQXI-FM continued to battle it out for CHR supremacy, and the Braves helped WSB rebound. Those were the key results in the latest survey in Atlanta.

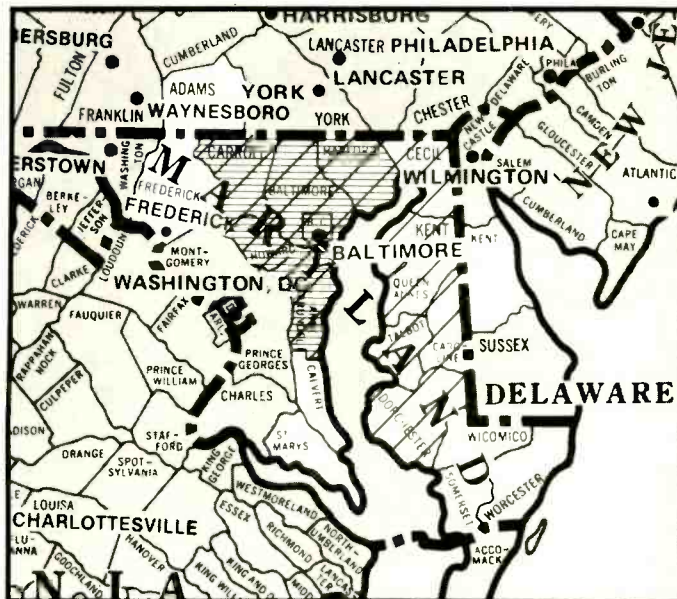
Plough probably didn't know whether to laugh or cry when it saw the 12+ results in Atlanta. The group's Urban FM, WVEE, went back on top after a dip in the fall '82 sweep, while at the same time the sister AM, WPLO, slipped further behind **Cap Cities'** WKHX in the Country contest.

WVEE may have had its fortunes boosted by some methodology aspects at **Arbitron**. First, a new High Density Black Area was created in DeKalb County, affecting the weighting and value of ethnic diaries there. Also, on a metrowide basis Arbitron retrieved 21% more black diaries this spring than last while the overall metro diary tally was down 16%. In other words, there were more ethnic diaries, fewer non-ethnic this survey. However, the black in-tab count this effort was almost exactly what Arbitron was shooting for, so the results seen here may be in effect for some time.

The battle royal between WZGC and WQXI-FM raged on. On the 12+ basis WZGC won (it also had the most teens), but in the adult sales demos WQXI-FM emerged the victor — tops in the metro in adults 18-34 and 18-49, second to WKHX among 25-54s.

WSB won the cume honors for the survey, with help from the Braves' broadcasts. Also of interest was the late-in-the-survey call letter change that created **WRMM** (formerly **WLTA**), still with an A/C format.

Baltimore #15



Complete Ratings Data Page 81

The lead story here has to be new number one station in the market, Urban Contemporary **WXYV**, and **WBAL** losing over four shares to fall out of the lead for the first time in memory. However, it may be that these two stations are but a reflection of the market as a whole, since Urban/Black and A/C virtually tied for the format crown in Baltimore.

WXYV had a steady book, which not only won the 12+ marathon but also topped the three key adult demos. WXYV's results looked very steady, and indeed **Arbitron** did an excellent job of getting just the desired amount of usable black diaries for this sweep. Survey quality as a whole did not fare as well, since the ratings company got back 14% fewer booklets this sweep than in spring '82.

WBSB had an excellent report card, staying in third overall and nabbing the title for total cume and teens. Others of note were **WIIY**, whose leading AOR share slipped a bit; **WLIF**, which garnered more Beautiful Music adherents than at any other time in the last year; and **WFBR**, which rose with the aid of Orioles broadcasts. **WCAO's** Country shares rose while **WPOC** slipped, and **WEBB** obtained more quarter hours tuned to its Black programming.

**Communication
Graphics inc**

WANTED! KPAQ

Who's That?

Kustomers **P**articular **A**bout **Q**uality.

Our decals are so much better, our quality makes it obvious why we want the best stations!

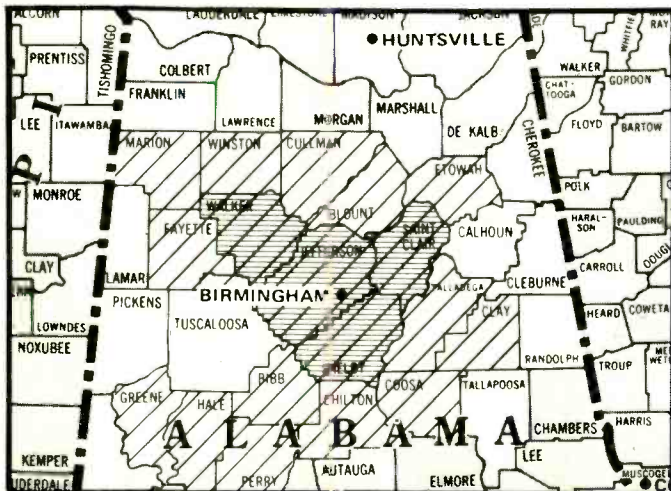
... AND THE BEST STATIONS WANT US!

CALL TOLL FREE! 1-800-331-4438

IN OKLA. 918-258-6502

WINDOW DECALS - BUMPERSTICKERS

Birmingham #45



Complete Ratings Data Page 82

WZZK led but slipped again; the Black-formatted stations were softer, perhaps due to poorer sampling of blacks; and **WMJJ** (formerly **WQEZ**) debuted with a bang.

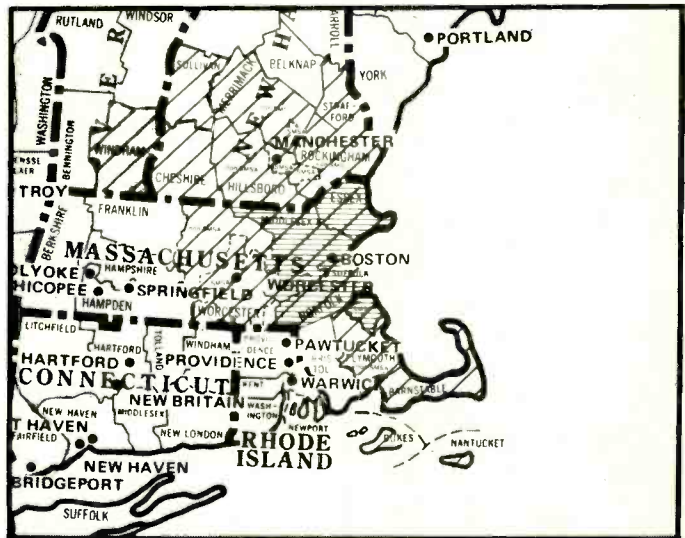
WZZK continued to dominate the Country format and the market in general, although its 12+ share has been settling in the last couple of books. The station topped total cume, adults 18-49, and adults 25-54 in this sweep.

WENN dropped three shares but remained the strong number two station. Even though the sampling of blacks was off this sweep compared to the spring '82 effort (down 25%), **WENN** still was number two in teens and the three major adult demos we broke out. **WATV**, the other popular black choice, was softer too, and perhaps the shift of sample from the HDBA portion of Jefferson County to the non-ethnic part of that country had an impact on the estimates for **WENN** and **WATV**.

Capitol Broadcasting debuted an A/C format on **WMJJ** this book and it made itself felt. **Ray Quinn's** outfit was third in total cume and third in the three key adult demos — 18-34, 18-49, and 25-54.

Also making quite a move was **WCRT**, featuring a Big Band sound. Thanks to an unusually high 209 minutes daily average from its listeners, **WCRT** almost tripled its previous 12+ share.

Boston #7



Complete Ratings Data Page 84

Two Adult/Contemporary AM stations continued to battle it out for bragging rights in Boston, and again **WBZ** claimed that title. **WBZ** had the largest cume in the market, too, just ahead of rival **WHDH**. When it came to the crucial 25-54 adult demo, however, the tables were turned, as **WHDH** took that crown, just ahead of **WBZ**.

In one of the more interesting moves in recent Boston radio history, **WEEI-FM** became **WHTT**, segueing from soft AOR to Contemporary Hit Radio. **WHTT** grew to third overall, largely based on its teen strength — the station had almost a 36 share of teens, mostly wrested away from **WXKS-FM**. As for **WXKS-FM**, the station remained strong among young adults, trailing **WBCN** with adults 18-34 and 18-49.

Although the black population within the Boston metro is not large (estimated as just under 5% of the 12+ total), **Arbitron** did a poor job of representing it in this sweep. Last spring 158 usable diaries were returned by blacks, compared to just 64 this time. This was a factor in the 17% decline in the overall survey in-tab versus spring '82, which means there was more "give" in these estimates than there was last year.

W

WESTWOOD ONE

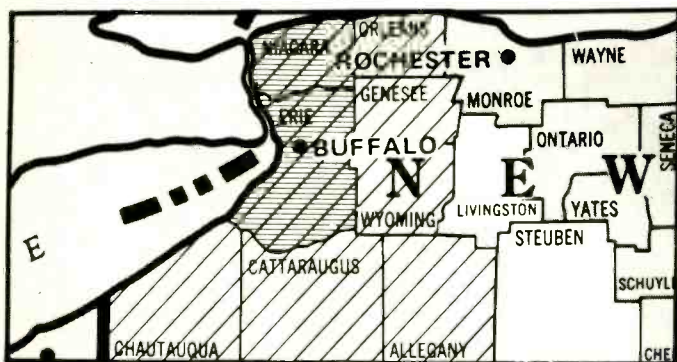
SPECIAL EDITION

WITH SID McCOY

ONE OF 28 GREAT RADIO PROGRAMS FROM AMERICA'S NUMBER ONE PRODUCER OF NATIONALLY SPONSORED RADIO PROGRAMS, CONCERTS AND SPECIALS.

Market Overviews Market Overviews Market Overview

Buffalo #32



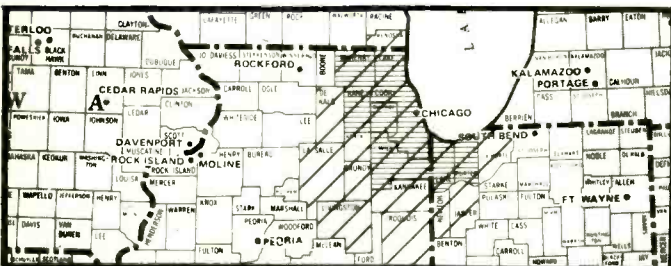
Complete Ratings Data Page 83

Adult/Contemporary and Contemporary Hit Radio were the two leading formats in Buffalo. However, the leading station, as usual, was **McCormick's WJYE**, the Beautiful Music perennial. WJYE not only led the market on a 12+ basis but also was tops in the vital 25-54 adults sales target.

As for the other number one rankings in the market, the A/C's and CHR's won out. **WBEN** ranked second overall, but it was **WGR** which was tops among the market's 18-49 adults. CHR entry **WKBW** grabbed the top cume honors; **WBEN-FM** was numero uno among 18-34 adults, and **WPHD** can take pride in having the lion's share of teens.

Besides these stations, two others are especially worthy of mention. **WECK** continued to benefit from converts to its Big Band sound, and **WBUF** showed mighty improvement with its A/C format. WBUF has become a serious contender in the major adult demos.

Chicago #3



Complete Ratings Data Page 86

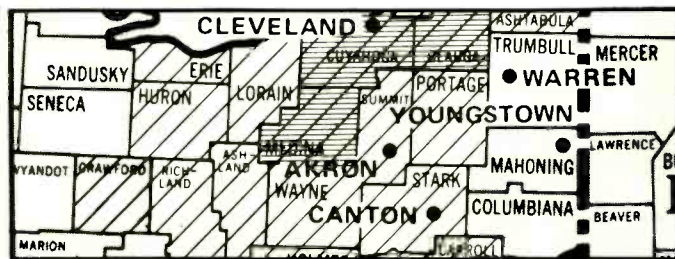
The winds of change are blowing through Chicago's radio industry, and this spring book offered some clues as to the new directions the market may be taking. Sure, **WGN** remained king of the hill, tops in cume (the beloved Cubs games are an assist) and in adults 25-54, but for the first time an Adult Contemporary, **WCLR**, ranked second in that vital demo — ahead of Beautiful Music power **WLOO**. WLOO's 12+ share has slipped over the last several sweeps, as has Urban leader **WGCI**'s. However, WGCI retained leadership in some key cells, adults 18-34 and

18-49 (just ahead of **WXRT** and **WCLR**, respectively).

The rock formats are the scenes of most of the combat lately. Among CHR stations **WBBM-FM** had the top overall share, based largely on its number one stance with teens in the metro, while **WLS** had a more adult appeal thanks to the strength of its on-air staff. **WKQX**, with its new CHR approach and import AM drive DJ **Murphy in the Morning**, hopes to score well, although the jury was still out on that based on this book.

The AOR battleground was the site of a real fracas this sweep. First, **WLUP** imported **Jonathon Brandmeier** from Phoenix to do the morning show and perhaps give the station a slightly more adult appeal. Then, **Doubleday** took over **WMET** in the middle of the spring sweep and the station went commercial-free for the second half of the survey. Both the Brandmeier acquisition and the "new" WMET campaign involved heavy media efforts. Add in a more aggressively marketed **WXRT**, pushing its "not for teens" approach on TV (although not nearly as heavy as the WMET schedule), and you can sense the changes going on. WLUP and **WXRT** are probably pleased with their **Arbitron** showings. WMET scored well in the **Birch** but saw only fractional upward movement in the 12+ Arbitron score.

Cleveland #21



Complete Ratings Data Page 90

WMMS, **WGCL**, and **WMJI** topped the rankings, there were new leaders in the Beautiful Music and Country formats, Adult/Contemporary was the top format in town, and this was a better quality survey than the spring '82 sweep. Those were the key elements of the latest survey in Cleveland.

WMMS continued to reign supreme, as the Buzzard flew high not only over the 12+ standing but also over adults 18-34 and 18-49. CHR fixture **WGCL** led the market in total cume and teens, while **WMJI** wore the laurels among adults 25-54.

The contest between **WQAL** and **WDOK** for BM supremacy saw **WQAL** emerge on top by the narrowest of margins. The Country scene was also the site of some change, as **WWWE** and **WKSX** vaulted past **WHK** into a virtual tie 12+, with **WKSX** scoring better among adults in the sales demos.

Good news from a survey integrity perspective: **Arbitron** was able to obtain 15% more usable diaries this survey than last spring.

ANYTHING NEW AT DOUBLEDAY?



JUST OUR OWN NETWORK SHOW AND A NEW CHICAGO FM

When you're the country's fastest growing radio group, it's hard to have things stand still.

In April of this year we launched "Rock USA" in conjunction with Mutual Broadcasting. It's already on over 100 radio stations.

And a few weeks later we added our 7th FM station with the acquisition of WMET in Chicago.

The only radio group in America with

its own network music series ... and another great set of call letters added to the roster. At Doubleday, that's business as usual.

It's an exciting and challenging time for us. In the past three years we've added four top 10 markets, including two of the top 3. Nobody has tried anything like that in recent years.

Then again, that's what makes us different.

DOUBLEDAY BROADCASTING ... AMERICA'S FASTEST GROWING RADIO GROUP

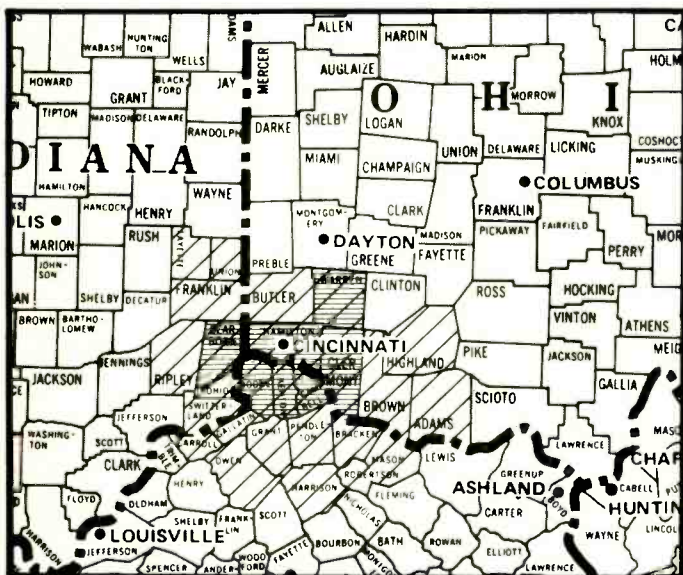
WAPP(FM) New York	WMET(FM) Chicago	WLLZ(FM) Detroit	WAVA(FM) Washington, D.C.	KWK AM/FM St. Louis	KDWB AM/FM Mpls./St. Paul	KPKE(FM) Denver
-----------------------------	----------------------------	----------------------------	-------------------------------------	-------------------------------	-------------------------------------	---------------------------

db DOUBLEDAY BROADCASTING CO.
100 Park Avenue, New York, N.Y. 10017

WAPP(FM)/Lake Success-New York City,
WAVA(FM)/Arlington-Washington,
KWK-FM/Granite City-St. Louis, KDWB-FM/Richfield, MN

Market Overviews Market Overviews Market Overview

Cincinnati #27



Complete Ratings Data Page 89

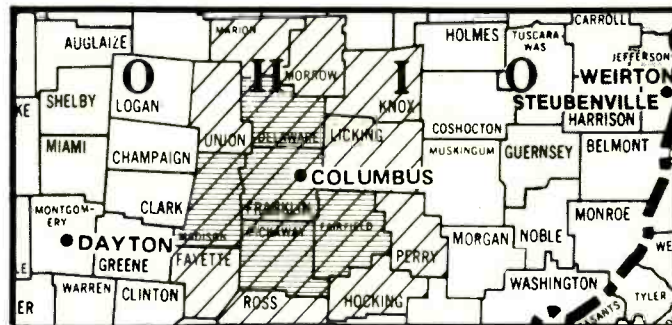
As was the case with a number of AM stations that carried baseball during this spring sweep, **WLW's** fortunes waned. The station had always been number one in the spring books with double-digit 12+ shares, but not only did it lose the number one position this spring, but its shares were down notably from last spring.

One new leader was **Taft's WKRQ**, which was tops 12+ in both average quarter-hour and cume, and was most preferred by teens. AOR **WEBN** slipped into a tie for first overall but was number one with adults 18-34 and 18-49. The best adults 25-54 station? **WUBE**, the Country kingpin.

A/C was the dominant format in Cincinnati, and there was a close race for the FM A/C title. **WLLT**, formerly **WYYS**, came on like gangbusters this sweep to tie **WRRM** — **WLLT** was stronger with 18-34 and 18-49 adults while **WRRM** gained an edge in the 25-54 cell. This will be an interesting match-up to keep an eye on.

A note about **WWEZ**: the station's standing (tied for the 12+ lead) continues to improve, putting to rest any notion that Beautiful Music is dead, at least in the Queen City.

Columbus #37



Complete Ratings Data Page 91

Another strong performance by the AOR fixture, increasing shares for the Black-formatted station, and new leaders in the Country and CHR formats were the highlights of this spring survey in Columbus. **WLWQ** posted a strong and steady number one performance, duplicating its 12+ share from the fall sweep. It topped the market in adults 18-34 and 18-49, a nice feat for an AOR entity.

WBNS-FM's BM shares hit double digits, thanks probably in some measure to the format switch from BM to Country by **WRMZ** (which became the new Country leader). Meanwhile, another improved effort was notched up by **WVKO**, the Black outlet, which remarkably had such diverse demo strength that it scored third in teens as well as the three major adult sales targets.

WTVN, down from its Buckeyes-bolstered fall estimates, managed to come out on top in the prime 25-54 adult demo. At the same time, there was a new leader among the Contemporary Hit Radio stations, with **WNCI** edging past **WXGT**. **WNCI** had more adult appeal while **WXGT** was the market's number one teen outlet.

Two **Arbitron** methodology notes to keep in mind . . . First, there were 15% fewer diaries returned and used to compile these estimates vs. the spring '82 book. Also, part of that loss stemmed from retrieving less than 60% as many black diaries this spring — 122 compared to the 212 obtained last year. The black diaries in this book thus had higher cume values than those last year, adding to the wobble in the estimates.

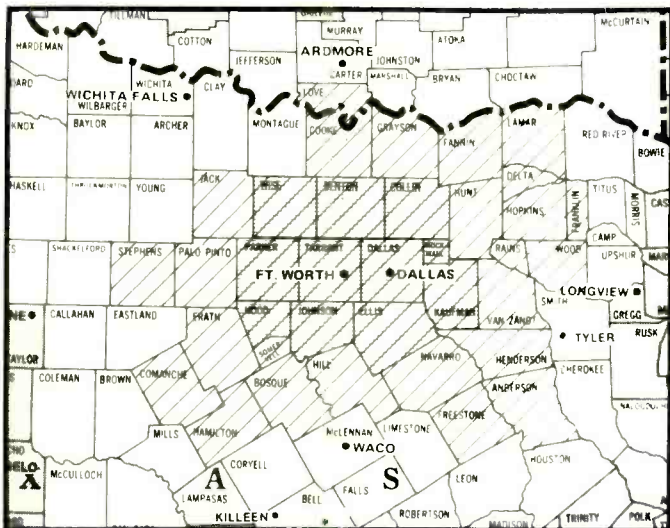
W

WESTWOOD ONE

ROCK ALBUM COUNTDOWN

ONE OF 28 GREAT RADIO PROGRAMS FROM AMERICA'S NUMBER ONE PRODUCER OF NATIONALLY SPONSORED RADIO PROGRAMS, CONCERTS AND SPECIALS.

Dallas-Ft. Worth #10



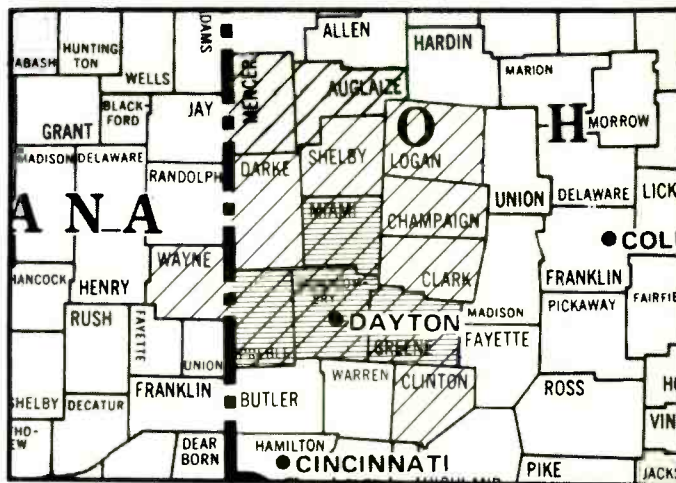
Complete Ratings Data Page 92

The spring sweep in this growing metro saw little change in the overall standings, a slight improvement in the reliability of the estimates for the market, and the creation of a High Density Hispanic Area in Dallas County.

A/C **KVIL-FM** again led the standings — not only 12+, but also the three key adult sales demos of 18-34, 18-49, and 25-54. **Cap Cities** Country combo **KSCS & WBAP** held the second and fourth positions respectively, with **KPLX** doing well also to make Country the most popular format in this metroplex. **KMEZ** slipped into third place this book, but still managed respectable scores in adults 18-49 and 25-54.

These estimates are probably of higher quality than the numbers for the spring '82 book, based on a usable sample size increase of about 15%. Also, there was a new factor — a High Density Hispanic Area — in the metro makeup. **Arbitron** estimates that just over eight percent of the metro is Hispanic. Hispanic station **KESS** showed up for the first time in the Arbitron standings.

Dayton #48



Complete Ratings Data Page 93

The big news in Dayton was that neither of the **WHIO** properties topped the standings this survey. Instead, AOR power **WTUE** won the 12+ race. In fact, **WTUE** was number one in most major demos, both teen and adult — an amazing accomplishment. Previous market leader **WHIO-FM's** BM shares dropped by one-third, but it was still the leading 25-54 adults station.

Adult/Contemporary was the dominant format in Dayton, with over 30% of the listening at any given time going to a station with that programming. Leading the A/C pack was **WHIO**, several shares ahead of **WING** 12+, although **WING** had a better standing in the key adult sales targets. Two other A/C's to note: **WVUD** continued to strengthen, and **WPFB** made a healthy debut.

Two other entities deserved a nod. **WAVI** garnered a nice boost in its 12+ share, although much of the audience was outside the key sales targets. **WDAO**, the Black-formatted fixture, had a stable 12+ book but ranked third among adults 18-34 and 18-49 — this despite slippage in **Arbitron's** ability to obtain usable diaries from the ethnic portion of the metro (down 159-133 compared to last spring).

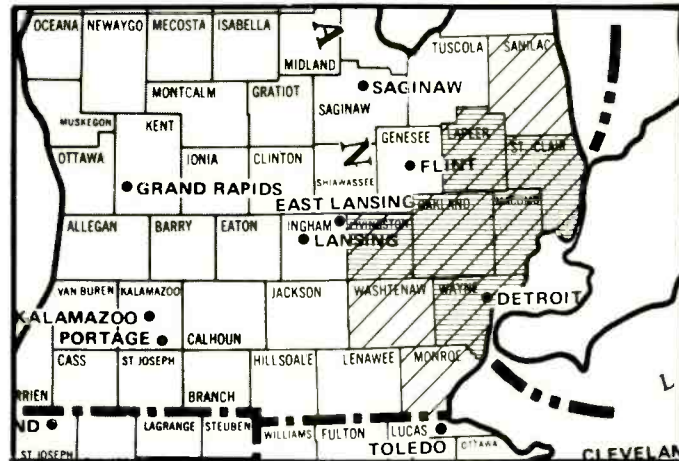
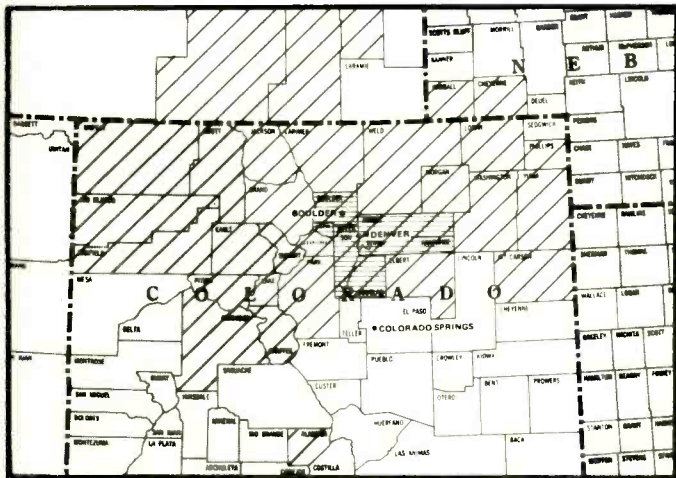


WESTWOOD ONE

EARTH NEWS

ONE OF 28 GREAT RADIO PROGRAMS FROM AMERICA'S NUMBER ONE PRODUCER OF NATIONALLY SPONSORED RADIO PROGRAMS, CONCERTS AND SPECIALS.

Detroit #6

**Complete Ratings Data Page 95**

Others of note were **KOA**, which had a stable book with its Talk format, and Big Band **KEZW**, which rose nicely as its older audience demonstrated loyalty.

The Adult/Contemporary battle in Detroit was the fiercest and closest of any major market. **WNIC-FM** slipped this sweep, and **WOMC**, **WMJC**, and **WCZY** stayed in the hunt. Talk station **WXYZ** rebounded from a softer winter book, but then released its drivetime personalities after the book results were received.

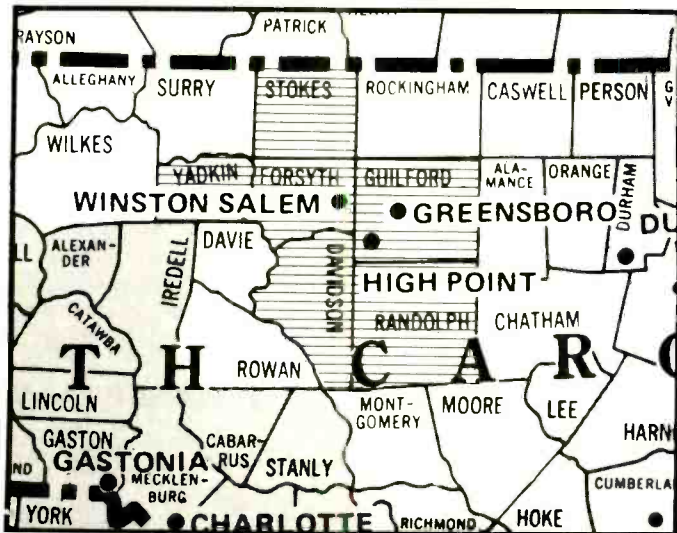
WESTWOOD ONE

OFF THE RECORD

WITH MARY TURNER

ONE OF 28 GREAT RADIO PROGRAMS FROM AMERICA'S NUMBER ONE PRODUCER OF NATIONALLY SPONSORED RADIO PROGRAMS, CONCERTS AND SPECIALS.

Greensboro-Winston Salem-High Point #46



Complete Ratings Data Page 97

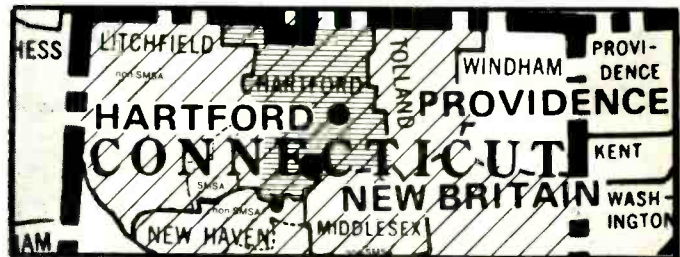
In a survey filled with questions about Arbitron's sweep quality, **WTQR** again emerged as the pacesetter, stronger than ever. The Country kingpin not only led 12+ in average quarter-hour and cume, but also topped the AQH derby for adults 18-49 and 25-54.

Black/Urban was another strong format in the Greensboro metro, with **WQMG** growing healthier each book, winning in 18-34 adults and runner-up in the other two key adult sales demos. The remaining top spot in our overall breakout belonged to **WSEZ**, the CHR station that rebounded this sweep and took the teens title.

Two other stations' fates and fortunes deserve mention. A/C **WMAG** came on for this book and debuted with worthwhile numbers, especially in adults 18-34. However, **WKZL**, the AOR factor in the market, dropped, its second big loss in the last year.

The survey in this metro will not be included in any Arbitron highlight films. First, the diary count was down 27% compared to last spring, with men 18-24, for example, represented by only 40 diaries this sweep. Black return slipped 22% but not as badly as non-ethnic return overall. Finally, the amount of diaries placed among the ESF, or non-listed phone portion of the sample jumped from spring to spring — 29% goal last year, 40% this year, the first sweep when such a high percentage of the sample was sought to be placed in nonlisted homes. Depending on how this extra ESF sample fell, it could have helped Country and Beautiful Music stations and hurt AOR and Black, or vice versa. The next sweep should offer further guidance — and it's to be hoped Arbitron will improve the reliability of the estimates by getting the sample back to where it was last spring.

Hartford-New Britain #40



Complete Ratings Data Page 98

When looking at the Hartford market it's tough to get past **WTIC**. Between the AM and FM properties, the WTIC management locked up 32% of the market. Quite a feat! Where WTIC was number one — 12+ average and cume, plus adults 25-54, WTIC-FM complemented it by scoring the top spot among teens and adults 18-34 and 18-49.

There are other stations in the market, however. Beautiful Music entity **WRCH** surged ahead of the competition by adding five shares 12+, largely owing to excellent time spent listening daily (over 100 minutes by an average listener). On the FM band the A/C battle heated up as **WIOF** improved enough to come within a whisker of **WDRC-FM**. WIOF didn't have the teen appeal of WDRC-FM, but scored better in the key adult demos.

Keep in mind this book was reissued. WKSS moved up as the result of corrections to mishandled diary entries.

Honolulu #50



Complete Ratings Data Page 99

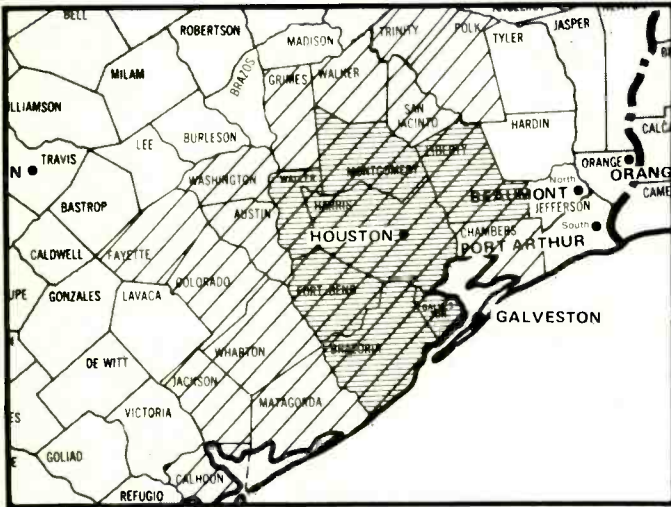
In this Ratings Report we say "Aloha" and welcome to Honolulu as a member of the top 50 club. This melting pot city has a plethora of unique sounds, such as Polynesian formats and "foreign language" stations. However, among the mainstream formats CHR and AOR were very strong.

The leading station this book was **KQMQ**, which held onto the leading 12+ share for the second book in a row. This CHR station also was tops with teens and took the 18-49 adults category also.

AOR did well here this sweep, as **KPOI-FM** and **KULA** both improved. KPOI-FM ranked second among teens and adults 18-49, while coming out on top among 18-34 year-old adults.

The most popular Honolulu station in the adults 25-54 cell was **KSSK**, which featured the late **Hal "Aku" Lewis** in the mornings. And the top cume station in the market? CHR outlet **KIKI** took that honor.

Houston-Galveston #8



Complete Ratings Data Page 100

Beautiful Music leading again, a new AOR leader, the Country race heating up, and confusion over identifiers were the highlights of the spring Houston sweep. In addition, **Arbitron's** sampling of the local Hispanic community suffered in this survey. Let's look at the facts.

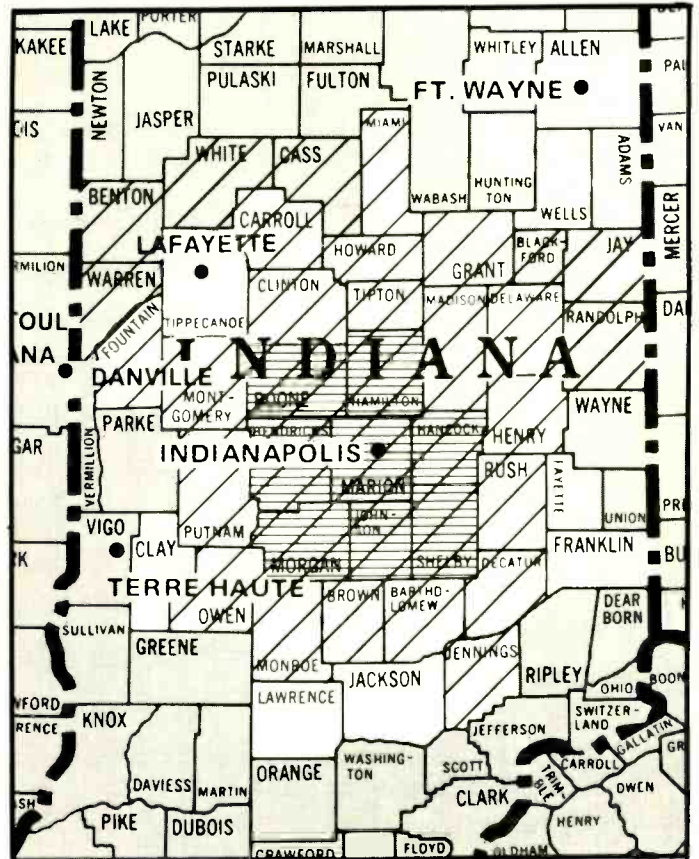
KODA, which was tied for the lead in the winter results, staked a clear claim to the number one spot this time. In the key sales cells KODA was strongest with adults 25-54, where it ranked third.

The most spectacular increase this survey was posted by **ABC's KSRR**, which not only grabbed the AOR lead from **KLOL** but also rose to the number two spot overall (and best among adults 18-34 and 18-49). Meanwhile, at the Country ranch it was **KILT-FM** sneaking up on **KIKK-FM**, making that contest one of the more intriguing in the city. Another strong station was **KFMK** — although it slipped 12+, it was the winner among 25-54 adults and runner-up in the other two major adult sales demos.

KQUE posted a healthy increase this sweep, and thereby may lie a tale of possible diarykeeper confusion. **KKBQ-AM & FM**, which have identified themselves almost solely with a "Q" logo, may have caused some mixup in the diaries. Also, **KSRR** submitted the slogan "97Q" for this book (as did **KKBQ**), so diarykeepers trying to find the real "Q" may have had a hard time telling Arbitron which station they were listening to.

Speaking of Arbitron, the ratings service did a poor job of getting back usable diaries from Hispanics. In the last book only 11.4% of the total was Hispanic, but this sweep just over 9% were returned from this segment of the community. Since Arbitron is hoping to get back over 14% of the metro diaries from Hispanics, it still has much room for improvement here.

Indianapolis #36



Complete Ratings Data Page 102

There was a new leader in Indianapolis, the former leader dropped four shares, a new set of calls emerged, and there was general movement indicated by the latest **Arbitron** results. **WIBC**, the top A/C in a market where A/C was king, duplicated its spring '82 12+ share and returned to the top of the pile. Not only did **WIBC** take honors for the 12+ average persons lead, but it also scored the largest cume in the market and led among adults 18-49 and 25-54. **WIBC** was able to assume the overall lead when **WFMS** dropped four shares, although remaining the Country pacesetter in Indy.

You'll notice a new set of calls in this report, namely **WZPL**. Formerly **WIKS**, the station retained a CHR format and was able to become the favorite choice among local teens. As for 18-34 adults, the winner was AOR entry **WFBQ**, which rebounded from the previous sweep.

Other notable overall movement was noted for **WENS**, which slipped 12+ but remained the number two 18-49 and 25-54 station; and **WIRE**, the AM Country alternative to **WFMS**. **WXTZ**, the Beautiful Music source, posted a healthier total this sweep, as did BM stations in many markets.

KSRR DELIVERS HOUSTON!

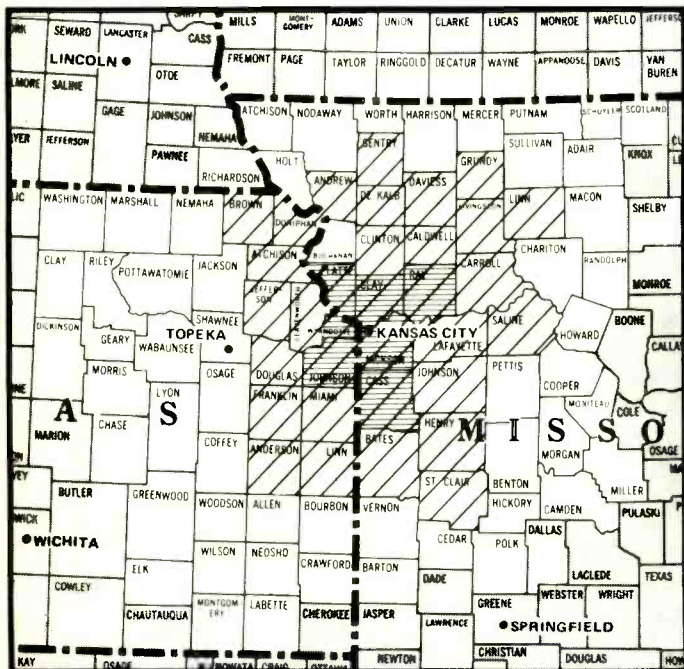
#1 ADULTS 18-49*

97 **REK**

An  owned radio station represented nationally by Hillier, Newmark, Wechsler & Howard.

* Source: 1983 spring Arbitron, Metro, AQH Persons, Mon-Sun 6A-12 Mid

Kansas City #29



Complete Ratings Data Page 103

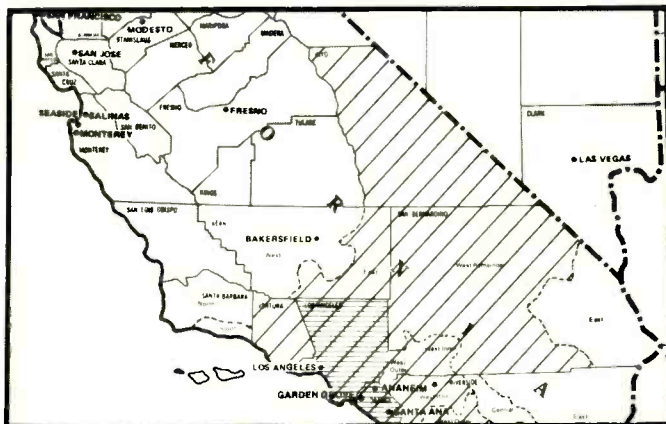
WDAF stayed on top, KBEQ slipped but still won in two major demos, KCMO added three shares to take third, and KLSI remained top in the A/C race. Those are some of the key items to keep in mind as you review the data from Kansas City. This was a relatively stable survey compared to the data from last spring, so these estimates have an adequate measure of reliability.

Taft's WDAF, the Country fixture, slipped but remained in double digits and atop the adults 25-54 niche. The station was second among 18-49 adults, too. The winner in the 18-49 cell was KLSI, which rose 12+ again and pulled off high rankings in the key adult demos.

At the younger end of the demographic spectrum, KBEQ stood out. The CHR leader was second in overall average and cume audience, and took the AQH title among teens and 18-34 adults.

The total cume leader for the market was KCMO. The station jumped three shares to its highest total ever and ranked third among 25-54 adults.

Los Angeles #2



Complete Ratings Data Page 104

In Los Angeles, always one of the toughest markets for Arbitron to survey (as evidenced by only 38% of the diaries sent out being returned in usable fashion), KABC, KBIG, KIIS and KROQ-FM remained 1-2-3-4 in the standings. Among these stations, all the major number one rankings were sewn up. KABC not only topped the 12+ derby but also was the top cume station (the Dodgers helped). Gannett's KIIS, which really surged in this sweep, was tops for adults 18-34 and 18-49, while Bonneville's KBIG (which earned its best shares in recent years) rested atop the vital 25-54 cell. KROQ-FM's new rock approach continued to score well, especially with teens, where the station was number one.

There are some methodology factors to keep in mind as you evaluate these spring estimates. One of the most important items is the ESF sample — those folks who aren't listed in the phone books. This is a big chunk (54%) of the metro L.A. populace, yet Arbitron consistently falls short of getting back enough usable diaries from this segment of the Southland. Stations or formats that might be shortchanged by the shortfall among the ESF portion of the market would be AOR, ethnic, or Beautiful Music — depending on how the ESF diaries were scattered across the metro and how particular neighborhoods were sampled. Look at the ESF return information on page three each sweep to see how many diaries came back — then keep in mind the potential impact on the formats mentioned.

W

WESTWOOD ONE

ONE OF 28 GREAT RADIO PROGRAMS FROM AMERICA'S NUMBER ONE PRODUCER OF NATIONALLY SPONSORED RADIO PROGRAMS, CONCERTS AND SPECIALS.

SUPERSTAR CONCERTS

GIVE YOUR STATION A PERSONALITY

Nothing boosts listener awareness, loyalty and ratings like personality.


And no other network, service or programming aid gives your station as much personality as the *Wireless Flash*.

Maybe that's why more than 700 stations around the globe receive the *Flash*.

Or why most of our subscribers consistently pull high numbers in the book.

Or why so many group broadcasters have signed on for our twice-a-week programming service.

Ratings, personality and listener loyalty. It's yours in a *Flash*.



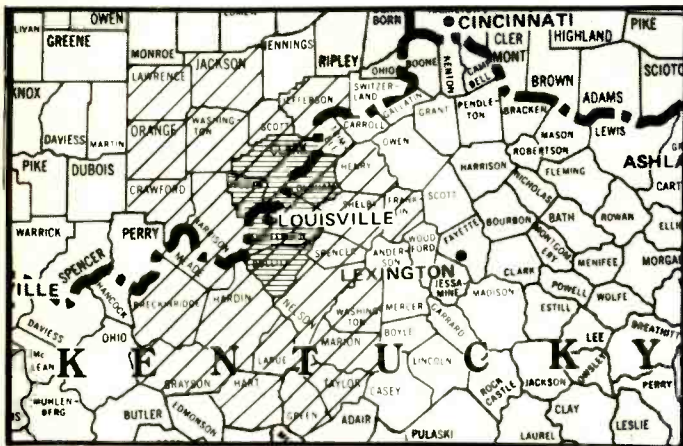
**WIRELESS
FLASH®**

Find out more.

Call toll free, (800) 445-4555

California, Hawaii, Alaska, Canada & Overseas: Call collect, (619) 293-1818

Louisville #41

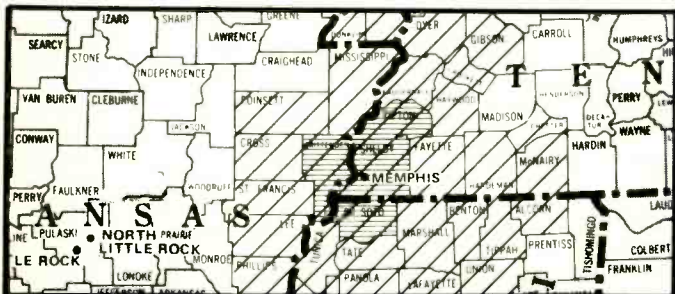


Complete Ratings Data Page 107

Even though Adult/Contemporary is the most pervasive format in Louisville, Black-formatted **WLOU** was the new market pacesetter. The station garnered a 12+ share approximately 30% higher than in the winter book, largely due to an unreal time-spent-listening-daily figure averaging 225 minutes per person. Incredible! The result was that **WLOU** topped the metro in adults 18-34 and 18-49 and was second with the 25-54s. It will be interesting to see if the station can match this performance in future surveys.

Number one among the crucial 25-54s was the Country leader, **WAMZ**, up significantly over its share in the spring '82 survey to establish itself as the clear winner in that format. Other number one stations in the market were **WHAS**, tops in total cume; and **WQMF** (AOR leader), which can take pride in obtaining the lion's share of teens.

Memphis #42



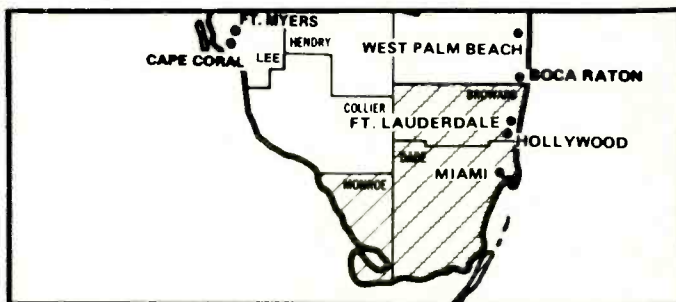
Complete Ratings Data Page 108

Whole lot of shakin' going on in this Memphis book. Former leader **KRNB** dropped four shares, while AOR **WZXR** added four shares to surge to the top 12+. **WZXR** also took the title for adults 18-34 and 18-49, while A/C winner **WRVR** copped the crown for adults 25-54.

At the younger end of the spectrum, **WMC-FM** stood out, grabbing more teens and garnering the largest cume of any station in the market. Meanwhile, **WHRK**, onetime owner of the 12+ crown, emerged as the leading Urban entity. The station had an enviable record this book, scoring second or third in every major demo we examined.

There was good news and bad news inherent in these survey findings. The good news was that overall, and for non-ethnics, the data are more reliable than last spring. However, fewer black diaries were returned this go-round than in the spring '82 sweep (which saw the introduction of DST for blacks in the Memphis area). The 14% drop in usable black diaries meant more wobble in those estimates.

Miami-Ft. Lauderdale-Hollywood #11



Complete Ratings Data Page 109

The scene in South Florida was as competitive as ever between perennial leader **WHYI(Y100)** and **WINZ-FM (195)**. These CHR's ranked 1-2 in cume, teens, and adults 18-34 and 18-49, as well as scoring notably among 25-54s and finishing first and fourth overall. **WLYF**, like many other Beautiful Music stations this sweep, improved to rise to second.

In third place overall, and tops in the sought-after 25-54 group, was Hispanic pacesetter **WQBA**. **Susquehanna's FM, WQBA-FM**, also did well and **Herb Levin's WSUA** (Herb had been GM of **WQBA-AM & FM**) debuted with some impact. These Hispanically-oriented stations benefited from the increased sampling of that significant portion of the community.

Arbitron has, for sampling purposes, estimated that about 40% of the metro populace is Hispanic. When DST for Hispanics hit this sweep, the number of diaries returned by Hispanics increased dramatically over previous books, but there will likely be even larger diary counts coming back from Hispanics in upcoming surveys. In this survey Arbitron, retrieved only 32% of the metro diaries from Hispanics, not the desired 40%. Look for increased sampling of Hispanics, leading to even more stable estimates for that group — but possibly fewer diaries (and less stable estimates) for the others (non-ethnic, black) in the market.

WTMJ won Brewers baseball games back from **WISN** and has to be glad it did. Not only did WTMJ jump four shares and return to the top of the Milwaukee 12+ stack, but the station also led in total come, adults 18-49, and adults 25-54. You might say WTMJ hit a homer with the Brewers.

The other number one spots were taken by AOR leader **WQFM**. The station topped the teens bracket and also used its youthful appeal to win in the 18-34 adults cell.

The Country format had a real dogfight. **WBCH** has been the leader for many moons, but was seriously challenged 12+ by **WMIL**. Indeed, in some of the key sales demos WMIL came out ahead. This will be an interesting match to keep an eye on.

A reissued book, better sampling, and a real battle between **WLOL** and **KSTP-FM** highlighted the Twin Cities spring '83 survey results. First, the original **Arbitron** report for the market had to be reissued when it was discovered that simulcast times were incorrectly reported for **KGLD & KQRS**. The original report had the stations totally simulcast; the corrected version has them simulcast only briefly on Sundays. Please make sure you use the report with a "Revised" sticker on the cover when evaluating numbers in the Minneapolis-St. Paul metro.

WCCO was, of course, number one here — no bulletin there. This legendary leviathan was not only tops among

However, the real donnybrook was the competition between CHR station WLOL and A/C KSTP-FM. For the first time WLOL beat KSTP-FM in the 12+ race. However, the only major demo where WLOL won was teens (KSTP-FM was second). In adults 18-34 and 18-49, KSTP-FM took the cake (WLOL was runner-up).

Two other format items are worthy of mention. There was a new number one Beautiful Music station, as **WAYL** passed **KEEY**, but both had notable increases in this report. And among the AORs there was also a new topper — **KDWB-FM** edged past **KQRS**.

The good news about this survey was a 20% increase in usable sample over the spring '82 sweep. As a result, advertisers and broadcasters can have more confidence than before in these estimates.

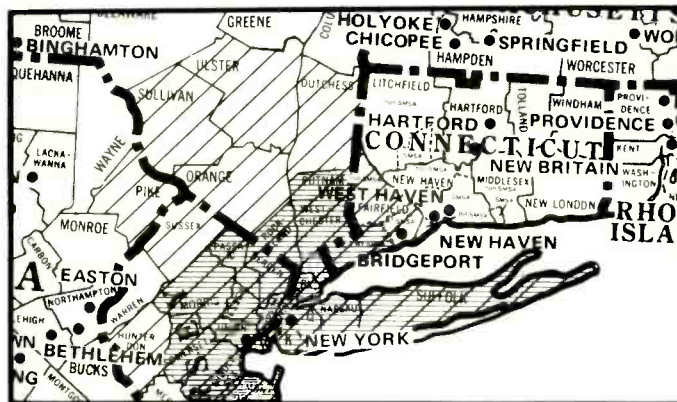
A strong across-the-board performance by consistent market kingpin **WKDF**; improved shares for CHR, A/C, and Urban; and new Country leader were the most noteworthy points in the spring '83 **Arbitron** results in Music City.

AOR fixture **WKDF** once again led the metro with a 12+ share in the 12s. Not only was this station the champion in 12+ average and cume, but its 12-24 AOR appeal is so strong its dominance extends to teens, adults 18-34, and adults 18-49.

Runner-up CHR outlet **WWKX** was right behind WKDF in all the above demos, but ranked one notch higher (fifth) in the 25-54 chase. Meanwhile, third place in the 12+ standings went to a new Country pacesetter, **WSM-FM**, whose 12+ numbers doubled, enough to cop the coveted 25-54 adults lead.

The Adult/Contemporary stations improved this sweep, as both **WYHY** and **WLAC-FM** made progress. **WMAK** also saw light at the end of the tunnel, as its self-styled "salt and pepper" Urban approach accumulated notable increases as it passed **Black WVOL**. A methodology note here: even though this was a remarkably stable survey compared to the quality of the spring '82 sweep, there were more diaries obtained from the High Density Black Area. However, a closer look reveals that the diary count for blacks was almost identical to the spring '82 books, so there was little chance for ethnic flukes in this sweep.

New York #1

**Complete Ratings Data Page 116****Complete Ratings Data Page 115**

Two perennial leaders were again atop the pack in New York City. **RKO's WOR** and **Inner City's** Urban Contemporary fixture **WBLS** were tied for the 12+ lead. While WOR didn't show especially strongly in any of the key sales demos, WBLS ranked second or third in the preferred sales targets. Urban stations **WKTU** and **WRKS's** overall numbers have slipped in the last year, although WRKS rebounded this book.

Some good news and some bad news regarding the quality of this survey . . . **Arbitron** retrieved fewer diaries this spring than in the spring '82 sweep. However, the black in-tab remained basically stable while the Hispanic diary return improved, compared to the first use of DST for Hispanics in the winter '83 survey. As a result this survey was a better sampling of the ethnic populace than recent sweeps — but non-ethnics were less well represented, making it tougher for stations skewed to whites to be reliably represented in the book.

With **WAIL**, the Urban Contemporary outlet, ranking third overall and near the top in every major demo group we examined, some might wonder if an ethnic fluke might have affected the integrity of this book. It seems unlikely, since **Arbitron** collected 36% more black diaries this survey than in the spring '82 sweep. That should make the ethnic estimates more reliable, while slightly reducing the integrity of the figures for non-ethnics.

WESTWOOD ONE

**LIVE
FROM GILLEY'S**

ONE OF 28 GREAT RADIO PROGRAMS FROM AMERICA'S NUMBER ONE PRODUCER OF NATIONALLY SPONSORED RADIO PROGRAMS, CONCERTS AND SPECIALS.

A BREATH OF FRESH AIR TIME



Here's a fresh way to reach a difficult-to-find affluent audience. Most WNCN classical music listeners are in the free-spending 25-54 age group... and, with average annual income of over \$50,000, they have it to spend.

WNCN listeners have developed tastes for the finer things in life and they expect to get them. That's why they listen to

Peabody Award-winning WNCN, the *different* kind of classical music radio station. There's not a lot of talk on WNCN. So your messages will stand out. And our Arbitron* profile shows that WNCN listeners not only listen, they buy.

Call (212) NCN-1043 for all the refreshing details.

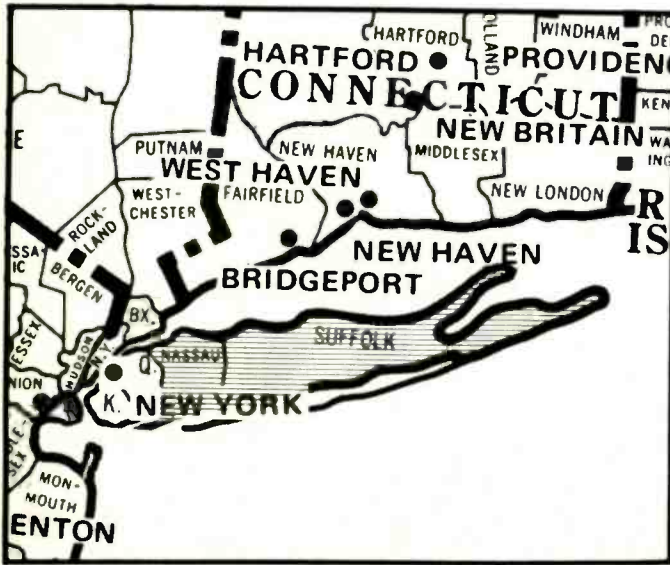
*September 1982 Arbitron Ratings survey

GAF® WNCN NEW YORK
CLASSICAL
104.3 FM

A younger kind of classical music radio

© 1983 GAF Corp.

Nassau-Suffolk #12



Complete Ratings Data Page 114

The big news on Long Island is that it finally happened — **WNBC** was dethroned as the 12+ title holder. **WBLI**, a Long Island station, used its CHR appeal to nab not only the 12+ average persons crown but also the laurels for adults 18-34, 18-49, and 25-54, powered by broadbased female strength.

WNBC was still number one — in 12+ cume, that is. The station's relative softness this sweep stemmed largely from slippage in male numbers, especially in AM drive, where four shares evaporated.

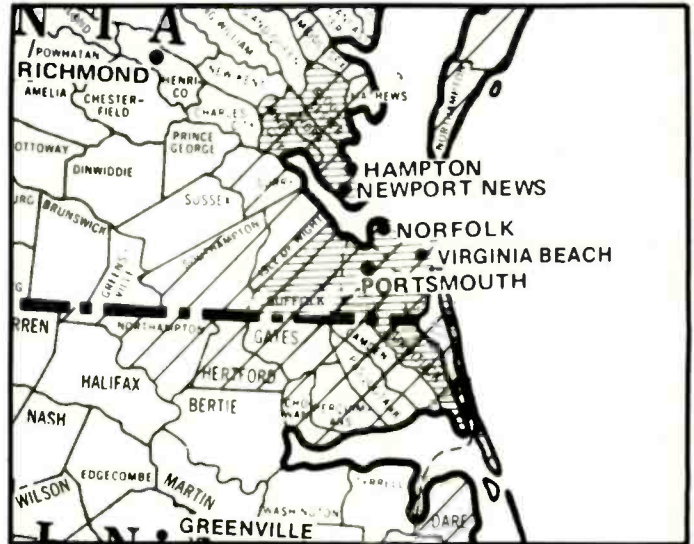
Also copping a number one stance in the Nassau-Suffolk metro was **WPLJ**. **ABC's FM**, which has since segued from AOR to CHR, was tops among teens under its former format. It will be interesting to see what **WPLJ's** format revision will mean for AOR and CHR stations' estimates in forthcoming sweeps.

One possible beneficiary, and a station that already showed good young adult strength this sweep, is **Double-day's WAPP**. The Apple took third overall in the Long Island market with good teen and adult 18-34 and 18-49 appeal.

Another notable rise was posted by **WPIX**, which doubled its 12+ share. This repositioned A/C outlet is riding high, scoring third among the desirable 25-54 adults cell.

There were some indications of a different personality to this book than earlier sweeps. First, the Urban Contemporary stations did better than usual, without any High Density Black or Hispanic Areas on the island. Also, there was a flipflop in the Country format; normally strong **WHN** dropped while **WKHK** doubled. Future surveys will offer more guidance regarding whether these estimates are the new reality for Nassau-Suffolk.

Norfolk-Portsmouth-Newport News-Hampton #34



Complete Ratings Data Page 119

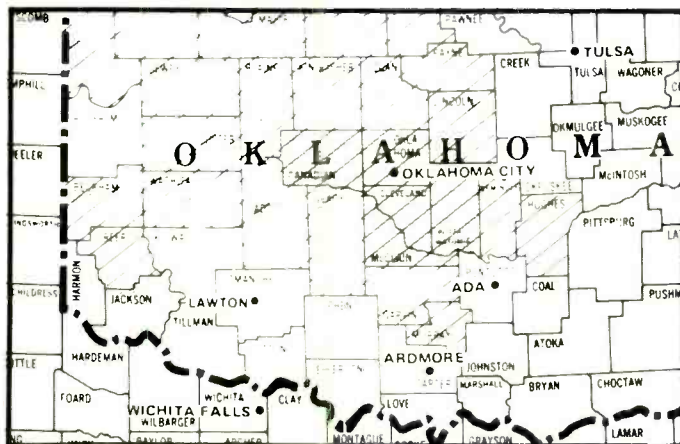
A first place tie was broken, the AOR leader widened the gap over the competition, the new CHR station was still growing, and the survey quality was not of the highest caliber. **McCormick's WFOG** eked out a win this sweep as its Beautiful Music sound inched ahead of **WCMS-FM**. **WGOS** also won the 12+ cume crown, while **WCMS-FM** took honors among adults 18-49 and 25-54.

WNOR-FM has come on like gangbusters in the last few sweeps, and in the latest survey rebounded to extend its margin over **WMYK**. **WNOR-FM** was rewarded with the top shares among teens and adults 18-34 this go-round, and was second in the market in 12+ cume.

WNVZ is becoming a factor to be reckoned with. The CHR entity's 12+ numbers rose enough to show worthwhile rankings, although not as strong as A/C power **WLTY** — which scored second in each of the key adult sales demos we broke out.

As noted above, this survey had its problems. **Arbitron** retrieved 19% fewer diaries this spring than in the spring '82 effort. Especially hurt were estimates for adults 18-24; there was a 25% drop among booklets back from men in that demo, and a 35% plunge among women 18-24. As a result, estimates for stations that appeal to this cell are subject to wobble. On the other hand, **Arbitron** did a good job proportionately of getting back diaries from women 25-34, so stations appealing to that demo probably have relatively stable numbers this book.

Oklahoma City #47



Complete Ratings Data Page 120

KATT-FM again led the 12+ race in Oklahoma City, but format-wise Country was king here. As the only local AOR outlet, **KATT-FM** garnered the lion's share of the young adults, topping the market in adults 18-34 and 18-49, while also winning the total persons crown. The CHR fixture, **KJYO**, emerged as most popular with the area's teens.

Of the quartet of Country stations that obtained a one share or better this sweep, **KEBC** topped the pack, 12+, but the station was runner-up in the adults 25-54 cell to Country competitor **KXXY**. **KEBC**'s overall shares have slipped recently, while **KXXY** added two shares to its 12+ score this sweep.

There was a new A/C pacesetter in town, **KZBS**. In its second book, the station almost doubled its 12+ total and posted healthy enough shares in the key adults sales targets to be taken seriously.

Philadelphia #5



Complete Ratings Data Page 121

Philadelphia in the spring sweep was the site of some notable station improvements. While **KYW** and **WEAZ** remained fixed atop the 12+ leader board, there were new number three and four stations. **WUSL**, which edged **WDAS-FM** last book to assume the Urban Contemporary lead, stretched that margin this survey and took third overall. The stations ranked second or third in the major sales demos, from teens to adults 25-54 — quite an accomplishment! A nifty job done too by **Greater Media's WPEN** — I imagine there are a lot of AMPDs on their way to Philly to check out its successful sound.

WMGK, **WCAU-FM**, and **WIOQ** were also winners this time around. **WMGK** (sister station to **WPEN**) slipped slightly 12+ but still led the market among adults 18-49 and 25-54 (the money demos). **CBS's WCAU-FM's** CHR sound garnered the lion's share of teens, while **WIOQ's** adult AOR approach gave it first place 18-34.

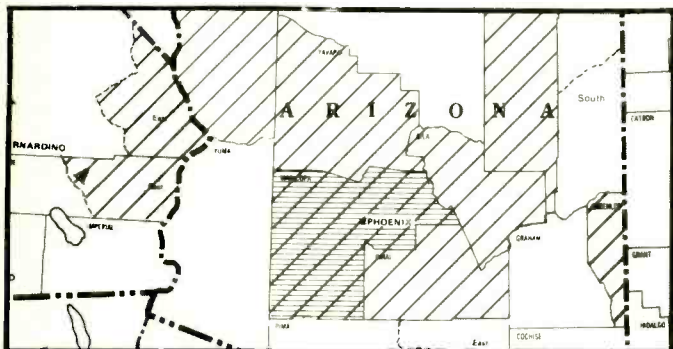
11

WESTWOOD ONE

DR. DEMENTO

ONE OF 28 GREAT RADIO PROGRAMS FROM AMERICA'S NUMBER ONE PRODUCER OF NATIONALLY SPONSORED RADIO PROGRAMS, CONCERTS AND SPECIALS.

Phoenix #24



Complete Ratings Data Page 122

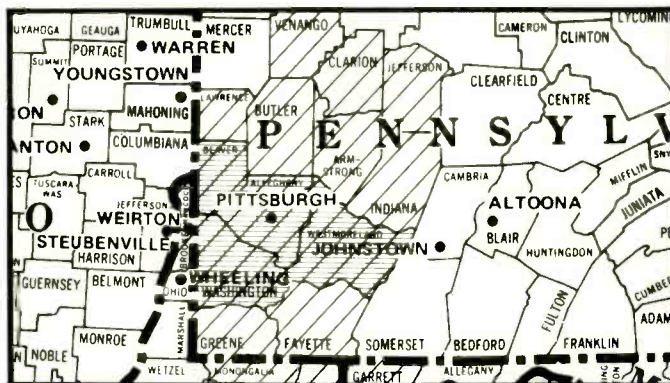
A more reliable survey among non-ethnics, a poorer sweep of Hispanics, and a penalty for a station running on-air survey references highlighted the happenings in the Valley of the Sun. First, **Arbitron** was able to get back 10% more usable diaries this spring than last (although the total was down from the winter '83 survey figure). However, the use of DST for Hispanics has not seemed to exert a lasting, positive impact on stations that appeal to that portion of the populace. Arbitron retrieved only about 8% of the diaries from Hispanics, vs. a goal of almost 12%. Indeed, ESF seems to have boosted the returns among Hispanics outside the High Density Hispanic Area rather than within the HDHA. Look for better sampling of Hispanics in future sweeps.

In this survey **KOPA-AM & FM** were cited by Arbitron for having run — three times — an on-air announcement that referred to a "ratings service." For this infraction the stations were listed below the other metro/ADI stations.

As to the stations above the line, **KDKB** has a lot to crow about. It took the AOR lead, grabbed first place overall, and also managed to score the largest cume and the biggest audiences in adults 18-34 and 18-49. AOR and market runner-up **KUPD**, which had a stable book, took the teen title.

Tops in the desired 25-54 demos was **KNIX-FM**, the Country fixture. A/C leader **KKLT**, the runner-up 25-54, had a healthy book and scored well across a variety of adult cells.

Pittsburgh #14



Complete Ratings Data Page 124

An eroding **KDKA**, increased strength in the CHR format (**WBZZ**, **WHTX**), and healthier showings by **WWSW** and **WTAE** were the keys to this Steel City sweep. Also, this book was reissued owing to incorrect simulcast data in the original report. Be sure to use only the report with a "revised" stamp on it.

KDKA slipped, if you can call having a 17.1 share a downer, to its lowest 12+ number in recorded memory. The **Group W** power still topped the total cume derby and won among adults 25-54, but with the Pirates games, more was probably expected. Popular morning man **Jack Bogut** moved to **WTAE** (effective August '83), and it will be interesting to see how **KDKA** fares in upcoming surveys (and how much of Bogut's audience moves to **WTAE**).

The new runner-up in the market was **WBZZ**, which grabbed the teen title with its CHR approach. There's now another strong CHR factor also — **Hearst's WHTX** (formerly **WXXK**); in its first full book the station posted a nice 12+ rise.

WWSW and **WTAE** have quite a battle going, as both grew nicely this book. **WWSW** had consistent strength across the adult demos, based on female appeal primarily. **WTAE** was stronger among men and topped **KDKA** among men 25-54.

For younger adults, **WDVE**, the AOR legend, remained king. The station had enough strength in the younger adult cells to top both 18-34 and 18-49 adults.



WE'VE GOT YOUR TARGET IN ARIZONA!

Call your Blair Radio Representative for information.

Atlanta	(404) 231-3633	Detroit	(313) 871-3066	Philadelphia	(215) 568-6540
Boston	(617) 536-6235	Houston	(713) 552-0600	Portland	(503) 226-5007
Cedar Rapids	(319) 393-8632	Los Angeles	(213) 937-4620	St. Louis	(314) 421-5262
Chicago	(312) 787-2300	Minneapolis	(612) 339-8894	San Francisco	(415) 434-3272
Dallas	(214) 239-9700	New York	(212) 308-7200	Seattle	(206) 343-3613


PHOENIX IS YOUNG!

Median age is **29.7** ... younger
than the national norm.

73% of 18-54 adults are
under 45 years of age.

KDKB has been the dominant
young adult station in Phoenix
for more than a decade.

Call Elizabeth Young,
KDKB Station Manager
for information: (602) 897-9300
or your Blair representative.



93 FM ROCKS ARIZONA

#1 12+ 8.9 SHARE, #1 CUME 326,000

#1 ADULTS 18-34, 18-49

#1 MEN 25-34, #2 MEN 25-49

Source: Arbitron/Spring 1983
MSA Mon-Sun 6AM-MID.

Represented nationally by

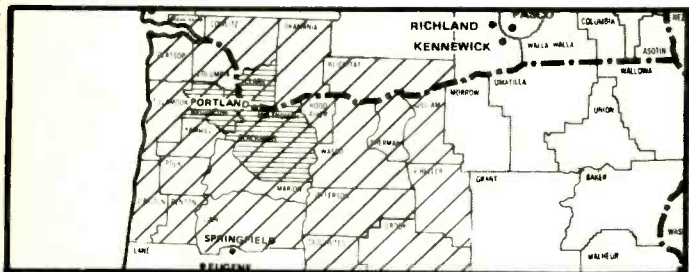


BLAIR RADIO

Market Overviews Market Overviews Market Overview

Portland

#30



Complete Ratings Data Page 125

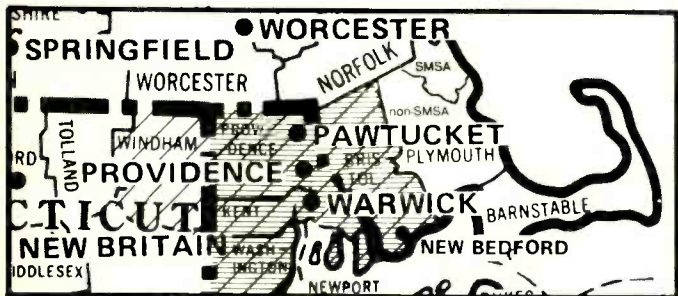
There was a new leader in the City of the Roses, **KRCK**, an AOR power to be reckoned with. While not the total cume leader, the station did manage to turn a good cume, low turnover rate, and the highest time spent listening in the metro into a 12+ win — by adding more than six shares to its previous overall sum. This zoom to the top placed KRCK atop the adults 18-34 and 18-49 totems. Now the AOR battle between KRCK, **KINK**, and **KGON** should get even hotter.

KGW was up again this book and managed to take the total cume title and the more important laurels in the coveted 25-54 adults.

There was improvement on the CHR front too. **KCNR** added two shares 12+, and had extremely desirable rankings in virtually every key demo we analyzed. **KMJK** made a vigorous showing too, and in fact was the market's most popular station among teens.

Providence-Warwick-Pawtucket

#26



Complete Ratings Data Page 126

A/C was the top format, **WLKW-FM** was the top station, **WHJY** put a lock on many of the 18-24s in the market, and **WPRO-AM & FM** led the 25-54 demos. Those are some key items to keep in mind as you delve into this book. Beautiful Music WLKW-FM again led the metro overall, with its best major demo performance a third-place finish among adults 25-54.

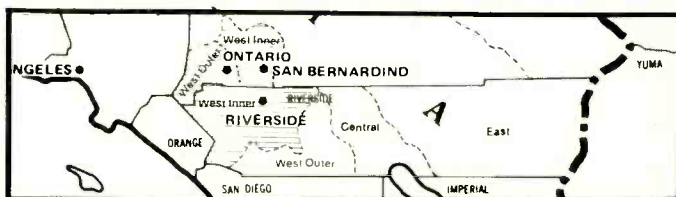
In the 25-54 audience, it was a **Cap Cities** story. **WPRO-FM** rated the No. 1 billing in this demo, with **WPRO** right behind. Besides nabbing the leading shares in the most desired demo, **WPRO-FM** was also the top cume station in the market and won among adults 18-49 too.

As for teens and adults 18-34, the answer was **WHJY**, the preferred AOR choice in town. The **Jeff Pollack**-consulted adult rocker did well among 18-49 adults also, placing second.

One major methodological note here: **Arbitron** suffered a substantial shortfall in diary return this spring compared to spring '82, obtaining 27% fewer diaries this time. The always vulnerable males 18-24 cell was hard hit, as its tally dropped from 106 diaries last spring to just 51 this time. Diary values this book are higher as a result, adding wobble to these estimates.

Riverside-San Bernardino

-Ontario #31



Complete Ratings Data Page 127

Disastrous survey quality, a new market leader, and a strong showing by CHR stations marked the results of this survey. To start with, the Riverside area had the dubious distinction of suffering the largest sample drop, compared to the spring '82 book, of any of the major markets examined. 33% fewer diaries were obtained in usable form than in the spring '82 book, with a 50% drop among men 18-24 (107 down to 53 diaries). Hispanic return was 35% lower than desired, even with the first usage of DST here, and for good (or bad) measure ESF sampling was notably under-achieved too. All in all, about the best that can be said for the quality of this survey is that it provides a base for future improvement.

At any rate, the new metro leader was a local station, Beautiful Music outlet **KDUO**, which beat out the Los Angeles stations overall. The station's best showing in the key demos we broke out was fourth among adults 25-54.

L.A. CHR entities **KFI** and **KIIS** took the lion's share of wins this sweep. While **KFI** was no longer the 12+ market leader, it did win the total persons cume title, and was also No. 1 in the adults 25-54 group. **KIIS** was second in cume and copped the adults 18-34 and 18-49 demos.

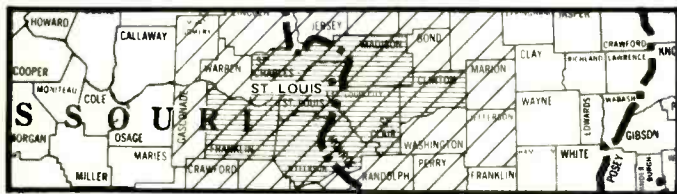
Other stations worthy of note were **KCKC**, the Country king, whose 12+ share doubled largely based on a strong 35-44 core; and AOR **KOLA**, which was the preferred choice among local teens.

A map of New York State with major cities and surrounding states labeled. The cities shown are Buffalo, Rochester, and Syracuse. The surrounding states are Niagara, Erie, Wayne, Ontario, Seneca, Cayuga, and Steuben. The map also shows the borders of New Jersey, Pennsylvania, and Maryland.

A map of Northern California showing county boundaries and names. A large area in the central-northern part of the state is shaded with diagonal lines. This shaded area includes the counties of Butte, Yuba, Sutter, Yuci, Placer, Colusa, Sacramento, Yuba, and El Dorado. Major cities marked with dots include Reno, Sacramento, and Stockton. A dashed line runs from the northeast towards the south, passing through Douglas and Alpine. The map is labeled with 'N' for North and 'E' for East.

Market Overviews Market Overviews Market Overview

St. Louis #13



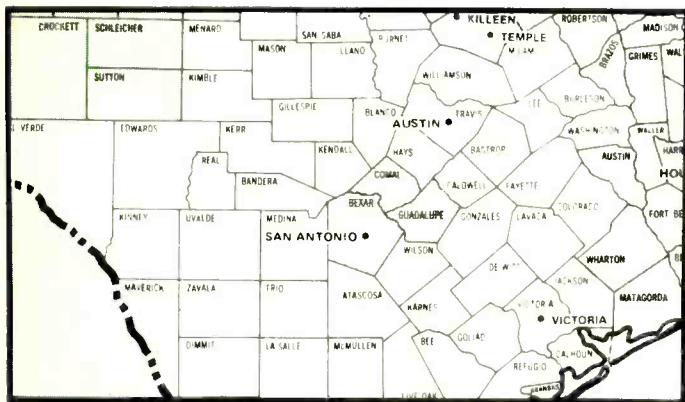
Complete Ratings Data Page 133

Ever since **CBS** repositioned the former **KMOX-FM** and converted it to Contemporary Hit Radio station **KHTR**, things have been looking up for the station. As a result, in this book all the number one positions in the key demos were locked up by one of the CBS O&O's. **KMOX** topped the market 12+, in total cume, and adults 18-49 and 25-54. **KHTR** scored best in the metro in teens and adults 18-34.

Other highlights included a Beautiful Music rebound by **KEZK**, into third overall, and a tightened AOR battle. **Dou-ble-day** is now totally simulcasting **KWK-AM & FM**, and the combined shares of the stations rose enough to tie **Century's** **KSHE** at the 12+ level. **KSHE** had better standing among the adult demos, while the **KWK** stations scored higher in teens.

One item of concern about the survey conduct here . . . **Arbitron** collected far fewer black diaries this spring than last: 222 compared to 414 last year. This represented about a 25% shortfall from the black diary count **Arbitron** was hoping to obtain. Keep this in mind when evaluating the estimates for stations aimed at black audiences.

San Antonio #38



Complete Ratings Data Page 134

There were new number one and two stations in the market, with the four-point surge of Beautiful Music **KQXT** to the top spot and the ascension of **KXZL** (a new AOR) into

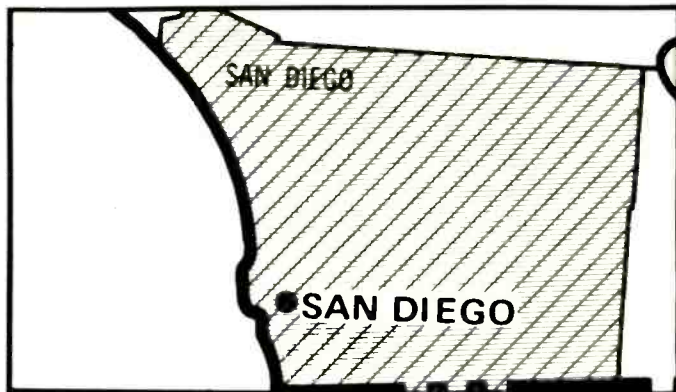
the runner-up slot. **KQXT** was the only San Antonio station to hit the double-digit threshold, with its best sales demo showing in our analyses a third-place score among 25-54 adults.

KXZL shot to the number two spot like a comet, causing **KISS** to lose half its share. The **KXZL** debut (the station was formerly **KVAR-FM**) earned it the number one position among teens and adults 18-34. It will be interesting in upcoming sweeps to see how **KISS** counters the new AOR factor.

Country **KAJA** copped the desirable sales demos of adults 18-49 and 25-54. The station ranked high even though its 12+ share slipped slightly. Others worthy of note included **WOAI**, which added two shares to its 12+ total to move into third overall; and **KTSA**, which was the most cumed station in the metro.

DST for Hispanics, used here for the first time, appears not to have disrupted things. Return from the High Density Hispanic Area was stable compared to last year, while return from the non-ethnic portion of Bexar County was down.

San Diego #20

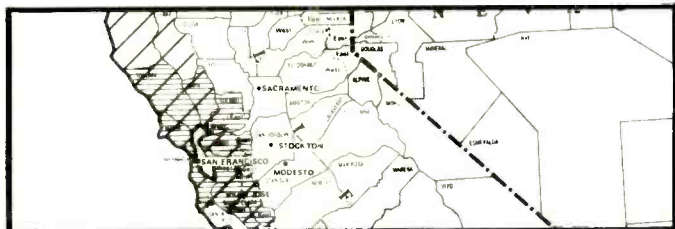


Complete Ratings Data Page 135

KJQY again reigned as the top station in the San Diego area, but the **Group W** station's hold on that crown may be somewhat shaky. That's because it's Padres time in San Diego, and that delights **KFMB**, which carries the games. As you might expect, with the baseball broadcasts **KFMB** was the top cume station in the market, and also scored a number one ranking among adults 25-54. **KFMB-FM** didn't do too badly this book either. **KYXY** improved overall, and took second with adults 25-54.

KGB and **XTRA-FM** tied for the AOR lead 12+. However, **KGB** had more adult appeal, as demonstrated by its leading shares with adults 18-34 and 18-49. In fact, the other player in the local AOR drama, **KPRI**, led among teens — **XTRA-FM** was second in that demo and among 18-34s.

San Francisco #4



Complete Ratings Data Page 136

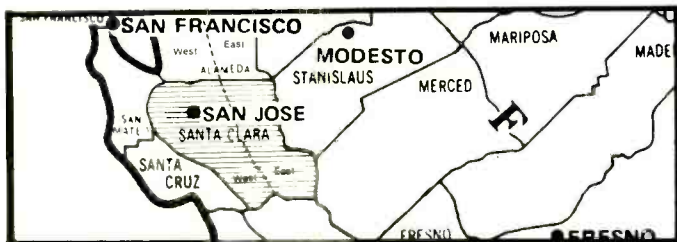
Something old, something new in this spring sweep for the Bay Area. As is usually the case, **KGO**, **KCBS**, and **KFRC** (in that order) led the market. KGO topped not only the 12+ standings but also outranked all others in the important adults 18-49 and 25-54 brackets. KFRC cornered the teen market, while **KYUU** won the contest for young adults 18-34.

A new factor in the San Francisco equation was the battle over which is really the "hits" station. For years KFRC has held that distinction; now it's up to its tower lights in challengers. KYUU has moved from its A/C position to CHR, while **Mike Joseph**-consulted **KITS** came on in the spring book to see how "Hot Hits" might warm up the atmosphere. Time will tell which of these stations is really a hit with the audiences.

One station that was really hot this book was **Malrite's KSAN**. The Country leader jumped into fourth place overall, and was the runner-up in the 18-49 and 25-54 standings behind KGO. Others winners included **KNBR** and **KSFO**, which advanced due to baseball broadcasts of the Giants and A's games, respectively.

Some **Arbitron** concerns to point out here. The usable sample size has been slipping, with 17% fewer diaries in this book than in the spring '82 survey. Also, the diary count for blacks and Hispanics softened, making this a more non-ethnic survey.

San Jose #28



Complete Ratings Data Page 138

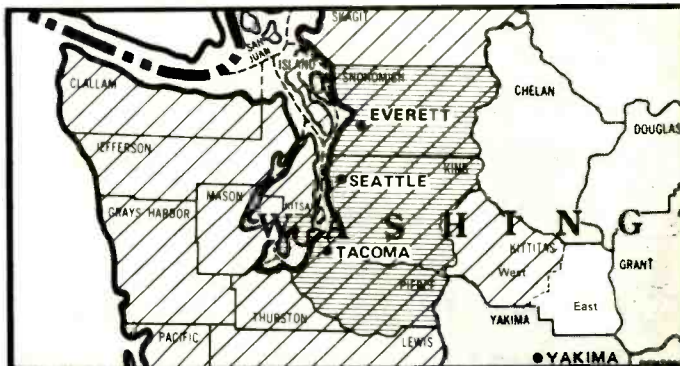
KGO and **KSJO** remained 1-2 in the South Bay area, **KEZR** rebounded, the Hispanic sampling was poorer this survey, and San Francisco stations dominated the overall listening.

ABC's KGO stayed on top, 12+, and also won the laurels for 25-54 adults. Winning in the younger demos was **KSJO**, the San Jose AOR killer which was tops among total cume, teens, and 18-34 adults.

KEZR's "Easy Rock" approach garnered it the top share in Adults 18-49 and put it second in the 25-54 standings. Other stations of note were **KSAN**, which continued to improve notably, and **KWSS** (formerly **KFAT**), which in its first full book under the new CHR format made its presence felt.

Two survey quality notes: Hispanic sampling, even with DST, suffered. In the winter (the first use of DST for Hispanics), 162 Hispanic diaries were received and used, but only 114 in this book. Look for fluctuations until **Arbitron** gets a better handle on the Hispanic sampling situation. Also, keep in mind that based on the 12+ shares only about 39% of the metro's listening was recorded to San Jose stations in a given quarter-hour. That's significantly lower than usual (normally around 45%), perhaps due to sampling anomalies.

Seattle-Everett-Tacoma #16



Complete Ratings Data Page 139

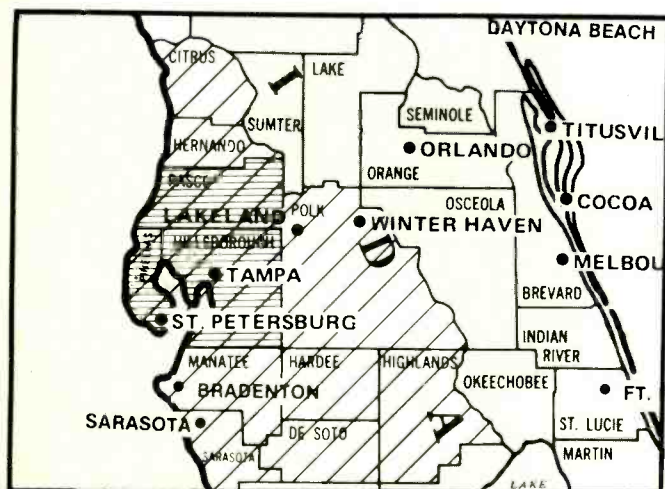
Bonneville's O&Os did well, **KISW** and **KZOK** tied for the AOR lead, and Country **KMPS-FM** came on strong. Those were the key points to keep in mind while reviewing the Puget Sound sounds this sweep.

KIRO and **KSEA** ran like well-oiled machines — the News and Easy Listening stations ranked first and third overall respectively, but 1-2 in the crucial 25-54 adults category.

Ranking third in the key sales target was **KMPS-FM**, the Country leader. The station broke from the pack this book to become the new pacesetter for this format.

As for the AOR scene, it was as competitive as ever. **KISW** and **KZOK** both slipped into a 12+ tie, with **KISW** doing better among 18-34 and 18-49 adults while **KZOK** was stronger with teens. The top teen station in the metro however, was not an AOR but a CHR entry — **KNBQ**.

Tampa-St. Petersburg #22



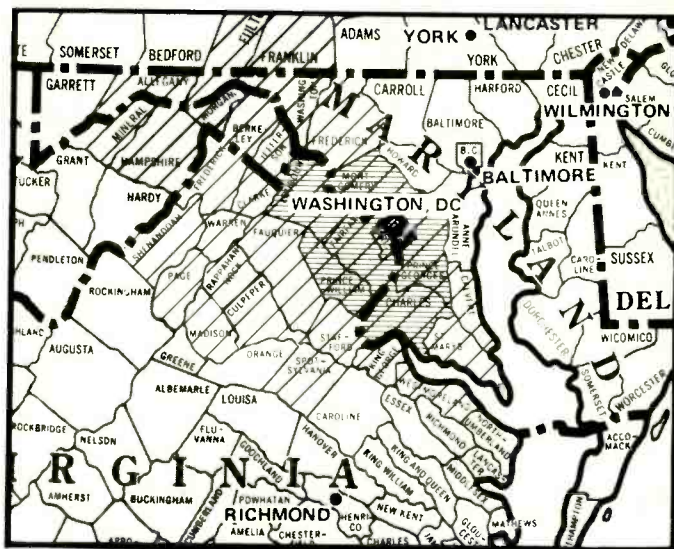
Complete Ratings Data Page 140

WWBA added three shares to its 12+ total to recapture the overall lead in the Tampa Bay area this spring. However, the real story was the dominance of **WRBQ-AM & FM**. The FM station not only was up from its 12+ performance in previous sweeps, but also was first in total cume, teens, and adults 18-34, 18-49, and 25-54. A pretty clean sweep for this FM CHR power, and when you add in the AM's numbers, it sounds like a Datsun commercial — awesome!

Clearcut leadership was established in two other formats. In the Country realm, **WQYK** extended its margin over **WSUN** (WQYK came in second among 25-54 adults). And on the AOR spectrum **WYNF** forged ahead of **WQXM** even more strongly than before. WYNF was second in the market in terms of adults 18-34 and 18-49.

One methodology note: black sampling suffered this book, with a drastic drop in the HDBA in-tab compared to last spring, and slippage overall in the metro.

Washington #9



Complete Ratings Data Page 143

NBC's Urban Contemporary crown jewel **WKYS** returned to double digits overall and reclaimed the lead in the nation's capital (**Birch** also showed the station at the top of the heap). **WKYS's** strength extended across the key adult demos — number one with 18-34, 18-49, and 25-54 year-olds.

The new runner-up in D.C. was **ABC's** CHR entry, **WRQX. Q107** was the most cumed station in the metro, and also was tops in teens. The station was second among adults 18-34 and 18-49.

Greater Media's **WGAY-FM**, the Beautiful Music fixture, slipped 12+ but came in third among the vital 25-54 year-olds. Second in that crucial cell was **WMAL**, which dropped several shares from the winter book when Redskins mania may have affected its numbers.

Among the Country contingent there was a new winner. **Viacom's** **WMZQ** edged out **WPKX-FM** for the first time in recent sweeps, and did well with adults 18-49 and 25-54.



Howard University
Radio Syndications

At HUR Syndications we offer a syndications package featuring the most exciting specials in network radio today. If you're interested in learning how a proven trendsetter can help you to compete successfully in your market, call Libby Lawson at (202) 232-6000.

NOW AIRING ON NEARLY 70 RADIO STATIONS FROM COAST TO COAST!

2600 4th St., N.W., Washington, D.C. 20059 (202)-232-6000

The D.J. who first attempted to train a live buffalo as a station mascot is moving to Music Country Radio Network.



And it darn near killed him. The buffalo, that is.

But that wasn't the first first for Charlie Douglas. He also pulled off the first live broadcast from atop a rodeo bull. It lasted four seconds, broke a few records and three ribs.

In fact, Charlie's list of firsts is long, but not nearly so long as if he were doing the telling. Now Charlie's got a new first. He's probably the first D.J. to leave a job (13 years at WWL in New Orleans) without giving up his board shift.

Because Charlie, and WWL, are now with Music Country Radio Network, a nationwide, all-night, live country music variety program that has an impressive list of firsts all its own. It's a winning mix of top tunes, guest interviews, listener call-ins and the latest in news, sports and weather. Music Country Radio Network is a joint venture of WSM, Inc., and the Associated Press, and is the only program of its kind on the air. No wonder one-of-a-kind Charlie Douglas is a perfect fit.

Listen to him. He always has something to say—Charlie's one more reason why Music Country Radio Network is the only place to be in the country at night. Represented by the Christal Company. Contact Sofia Manos, 202/833-5922.



UP YOUR IMAGE.


- **Station ID's**
- **Commercial Jingles**

*Call or write for
a free demo*

**CONTINENTAL
RECORDINGS**

210 SOUTH STREET,
BOSTON, MA 02111
617-426-3131

To get a good
idea of what
a great idea
we have in
Image
Watches...
paste
your color
logo here
**OR EVEN
BETTER**



**Send us
your color logo**

(Any size, letterhead, photo, brochure, artwork)
**along with \$14.50 and we'll
rush you a personalized
working watch sample
as our convincer!**

Your company logo in full color is the dial of a handsome wristwatch. Goldtone case, leather strap, jeweled Swiss movement with 1 year limited warranty. Men's & women's sizes. Remarkably inexpensive even in small quantities.

**Christmas Delivery
Guaranteed**

IMAGE WATCHES (manufacturers)

2623 W. Via Campo • Montebello, CA 90640

(213) 726-8050 Attn: MR. SILK

*Money Back Guarantee

RADIOACTIVITY

WE GUARANTEE YOUR SUCCESS!

Radioactivity offers a number of services directly to stations, but also to PD's and Announcers.

CUSTOM & STANDARD JINGLE PACKAGES

CHR, A/C, AOR, OLDIES, COUNTRY
Custom voices for ID's, sweeps, and shouts.

PROGRAMMING & PRODUCTION SEMINARS

Live seminars for your entire staff — Informative and motivational. (Available on cassette.)

AIRCHECK ANALYSIS

Objective, outside view of your station or your show.

AIRCHECK/RESUME REFINEMENT

Custom editing, production, and dubbing of your aircheck and resume to aid in your job search. Package deals available.

Free details call us collect or write us today:

2429 Colonial Dr., N.E.
Atlanta, GA 30319
(404) 266-0020

MC
VISA

MONEY BACK
GUARANTEE



ELECTRIC WEENIE®

For free samples of World®

Radio's Greatest Gag
Sheet and ad-lib helper

Write: P.O. Box 25-866
Honolulu, Hawaii 96825
(808) 395-9600

FM95

IMAGE ENGINEERED BY THE MASTERCRAFTSMEN
OF STATION ID'S AND COMMERCIAL JINGLES.

Creative Productions Marketing Group

CPMG Incorporated

1555 Niagara St., Buffalo, NY 14213
(716) 834-CPMG

Marke

Current and Classic Airchecks!

Get your staff tuned-up with our monthly cassettes! Some great personalities and promotions each issue. Current issue #41 features KIIS/Rick Dees, KJR/Gary Lockwood, WBBM-FM/Dick Biondi, KFRC/Dr. Don Rose, KFI/Cajun Ken Cooper, plus KHJ, KREL & KMJK. 90-minute cassette, \$5.50. Special Issue #5-20 features A/C, CHR, AOR & Urban from Baltimore/Washington. Cassette, \$5.50. Classic Issue #C-34 features KFWD/Wink Martindale-1967, KHJ/Real Don Steele-1966, WABC/George Michael's first show-1974, 13Q/Jack Armstrong-1973, B100/Shotgun Tom Kelly-1979, plus 4 more. Cassette, \$10.50.

CALIFORNIA AIRCHECK

Dept. RR — Box 4408 — San Diego, CA 92104
(619) 460-6104



GRAB EM' WITH A BLIMPBOARD™

Ever since its introduction 2 years ago, BLIMPBOARDS REMOTE CONTROLLED flying blimps have grabbed the attention of audiences for dozens of stations. BLIMPBOARDS have been used in concerts, remotes, ball games and hundreds of promotions. By putting YOUR call letters on the side of this remote controlled blimp, your station will grab 'em like never before. The BLIMPBOARD provides exposure at events you might not be able to penetrate.

For a brochure or information contact **Eric Rhoads Marketing, Inc.** Blimpboard, 307 West 200 South, #5002, Salt Lake City, UT 84101.



(801) 359-9536

GET SOME HINEY...



Hiney Wine that is . . .

Hilarious proven ratings booster. Great promotional vehicle and revenue builder. Some exclusive market rights still open. Call (817) 640-0392 or write:

Donnelly Media
1201 N. Watson, #187,
Arlington, TX 76011

The only pre-recorded comedy service in the world!

KNOCKERS!

If you're serious about being funny, send \$5.00 (refundable with first order) for cassette — ready to use on-air & complete catalog to:

FULLER, Box 153,
LaGrange, IL 60525

MIKEL HUNTER BROADCAST SERVICES

Serving the radio industry for over 25 years.

- consultation • operations guidance
- audience research • ratings analysis
- programming evaluations
- promotion • market profiles
- merchandising

Available on per diem or project basis.
Inquiries confidential.

202 Calvert Drive, Suite 172,
Cupertino, CA 95014, (408) 973-8199



TIRED OF MAKING THE WRONG INVESTMENT IN COMEDY MATERIAL?

Are you paying high premiums for a service that's not "Bullish" on laughs? Send \$5.00 for complete edition of

THE NEW YORK YOCK EXCHANGE
P.O. Box 185, Dearborn Hgts., MI 48127
or call: 313-855-2064

MANAGERS/ PROGRAMMERS

National Broadcast Talent Coordinators can solve your personnel problems *without* cost to the radio station. We are specialists in radio personnel, male and female. *All on-air positions.* **National** can make a complete presentation within 24 hours of your phone call, and have you in touch with those you are interested in immediately. Join the hundreds of radio stations that have taken advantage of our unique and time-saving service.

For complete details write or call today:



BROADCAST TALENT COORDINATORS
Dept. R, P.O. Box 20551
Birmingham, AL 35216
(205) 822-9144

NAME DROPPERS . . .

Besides providing 30 great names to interview each month, we're one of the most clever monthly show prep services in the business. 12 pages of humor, conversation, calls, calendar & more.

Drop us your name on letterhead and we'll drop you a free sample issue!"

(804) 270-7206

Dept. B, 5727 Indianola Dr.
Richmond, VA 23228



The Cat's Pajamas

"I definitely plan to renew. It's helping my show prep."
Marvelous Mark McKay,
KFRC/San Francisco

Topical, Useable, Workable Humor.

For Sample Write:

Box 1517
N. Myrtle Beach, S.C. 29598
(803) 272-6271

Aircheck Factory

YESTERDIAL RADIO: The Way We Were

Ventage radio from the AIR-CHECK FACTORY! YESTERDIAL #1 offers a complete composite of Buffalo's WKBW on June 24, 1959 with Perry Allen, Russ Syracuse, John Barrett, Art Roberts, and Dick Biondi; RADIO CAROLINE's FIRST day on the air and Boston's Dale Dorman WRKO 1969, along with jingles, spots and ventage newscasts. \$6.00 includes shipping.



Aircheck Factory

"Aircheck Acres"
Wild Rose, WI 54984
(715) 845-8259

HOT JINGLES and more . . .

New For 1983-1984

THE BEATLES 20th ANNIVERSARY RADIO SPECIAL

Your salute to the Beatles designed for a weekend or a full week includes:

- Your stations customized version of the original PAMS "Beatle jingle package" as produced for WABC and others in the mid 60's.
- Capsule Beatles "mini-specials" with many interviews, off color comments never aired previously. Chronologically planned for your stations customized presentation.
- CPMG's exclusive Beatles salute planning guide to help maximize listener impact.

And, as always, great jingles for hot stations like WCAU-FM, Adult Contemporary stations like WGY, Oldies stations like WLNG (Long Island), Country stations like WPTR, Foreign Language stations like JOQR (Tokyo), even great Christmas jingles. We're Pams Jingles and a lot more! Request your free demo.



CPMG Incorporated
1555 Niagara St.
Buffalo, N.Y. 14213
716-834-CPMG

CPMG International
4 Hansel Road
Bexley Heath, Kent
ENGLAND DA6 8JG
01-304-8088

THE RATINGS INFORMATION GUIDE

A Step-By-Step Manual For Using R&R's Unique Ratings Data Features

As you delve into the second 1983 Ratings Report, based on the spring '83 sweeps, you'll find that the information has been divided into two sections for your perusal. First are the market overviews — summaries of winners and circumstances which might have influenced the estimates in the relevant metro. After reading the highlights you can then turn to the second section — in-depth ratings breakouts to provide insights for broadcasters or advertisers alike.

Here's some guidelines on what you'll see as you read through this Ratings Report.

Shares Trends

All stations earning a 1.0 share or better in the spring '83 Arbitron sweep are listed. Trends move from left to right, with the oldest share on the left and the spring '83 12+ share (highlighted) to the far right. The stations are ranked according

to their total week, total persons 12+ average quarter-hour share, top to bottom. Up to five surveys can be shown in the trends, which cover the previous year.

Audience Rankings

The five rankings to the right of each station's format designation will help you zero in on the station's core strength. The first listing is the station's total week, total persons 12+ came rank in the metro (all rankers are based on metro).

Four key demographic cells are then broken out for each station, with the top station in each demo highlighted. These demographic groups are teens (12-17) and adults 18-34, 18-49, and 25-54, the key advertising targets.

At the lower part of each page are more detailed breakdowns on the key adult demos. Top 10 stations are

Continued on Page 77

New York #1														R&R		
SPRING '82	SUMMER '82	FALL '82	WINTER '83	SPRING '83	12 + ADH METRO RANK	STATION	FORMAT	CUME RANK	12-17 RANK	18-34 RANK	18-49 RANK	25-54 RANK	TURNOVER/ AVG. MINS LISTENED	NATIONAL REP FIRM	NETWORK	12+ BIRCH SHARE
5.1	5.3	5.6	4.9	5.2	1	WBLS fm Urban	7	2	2	2	3	13/85	McGAVREN			4.5

Demographic Rank

Men 18-34		Women 18-34		Men 18-49		Women 18-49		Men 25-54		Women 25-54	
1	WBLS	1	WYNY	1	WBLS	1	WYNY	1	WCBS-FM	1	WYNY
2	WPLJ	2	WRKS	2	WKTU	2	WPIX	2	WBLS	2	WPIX
3	WKTU	3	WPIX	3	WCBS-FM	3	WKTU	3	WYNY	3	WKTU
4	WAPP	4	WKTU	4	WYNY	4	WRKS	4	WCBS	4	WRKS
5	WRKS	5	WBLS	5	WPLJ	5	WBLS	5	WKTU	5	WBLS
6	WYNY	6	WPLJ	6	WAPP	6	WNBC	6	WRFM	6	WCBS-FM
7	WNEW-FM	7	WNBC	7	WRKS	7	WCBS-FM	7	WNBC	7	WRFM
8	WPIX	8	WNEW-FM	8	WPIX	8	WPLJ	8	WAPP	8	WNBC
9	WCBS-FM	9	WAPP	9	WNEW-FM	9	WRFM	9	WPIX	9	WOR
10	WNBC	10	WCBS-FM	10	WNBC	10	WINS	10	WNEW-FM	10	WINS

Format Reach

A/C	8.2
AOR	9.0
BBnd	2.9
Blk/Urbn	14.6
BM/Easy	10.9
CHR	4.2
Clas	2.9
Ctry	4.3
Gold	3.0
Misc	17.5
News	9.1
Span	3.3
Talk	10.1

listed for men and women in the 18-34, 18-49, and 25-54 cells. All audience rankers are based on average quarter-hour persons, with the cume exception noted above.

Turnover/Daily Time Spent Listening

The column to the right of the adults 25-54 rankings contains numbers that demonstrate the relationship between audience turnover and daily time spent listening to each station. Based on total persons 12+, metro, these figures give a quick idea of how stations compare based on audience loyalty. Programming efforts of various stations and formats can be easily compared.

Understanding these numbers is not difficult. Remember, there is an inverse relationship between Turnover (TO) and Time Spent Listening (TSL). The higher the TSL (minutes listened daily) the lower the turnover, or audience flux. That indicates a stronger degree of loyalty than a station with high TO and fewer minutes tuned daily from its listeners.

Rep/Net Information

As a convenience for users of this report, we designate network and/or rep affiliations as they apply, based on the latest sources.

Birch Radio Shares

To offer a comparison between the diary-based Arbitron numbers and the telephone-derived **Birch** Radio estimates, we have in over 40 markets (all the Birch surveys in the top 50) provided total week, total persons 12+ average persons estimates from the spring '83 Birch quarterly.

Format Reach Chart

The lower right corner of each data page offers a chart that shows format comparisons within each market. The formats are alphabetized for ready examination as you leaf through the report.

The format totals are arrived at by summing the total week, total persons 12+ average quarter hour shares for all stations that qualified. All CHR's are added together. All AOR's are summed, etc. Those with a one share or better are assigned to a specific format. Stations with less than a one share or stations with varied formats are lumped into the "miscellaneous" category.

Format Codes

Format codes were assigned based on the latest information derived from the stations involved. **R&R** realizes that these codes are generalizations, but we provide them for purposes of comparison.

Format Legend

AC—Adult/Contemporary, AOR—Album-Oriented Rock, BBnd—Big Band, Blk—Black, BM/Easy—Beautiful Music/Easy Listening, CHR—Contemporary Hit Radio, Clas—Classical, Ctry—Country, Gold—Oldies, Jazz—Jazz, Misc—Miscellaneous, News—News, N/T—News/Talk, Rel—Religious, Span—Spanish, Talk—Talk, Urbn—Urban Contemporary.

Market Overviews

R&R reserves the right to exercise editorial judgment regarding which stations are mentioned in the overviews and the information cited in each market. Every effort has been made to provide the highest quality information and data for your use.

This data is copyrighted by Arbitron. Nonsubscribers to Arbitron's syndicated radio service may not reprint or use this information in any form.

Network Abbreviation Key

ABC-C	ABC Contemporary
ABC-D	ABC Direction
ABC-E	ABC Entertainment
ABC-F	ABC FM
ABC-I	ABC Information
ABC-R	ABC RockRadio
ABC-T	ABC TalkRadio
AP	Associated Press Radio
CBS	CBS
CBS-R	CBS RadioRadio
MBS	Mutual Broadcasting System
NBC	NBC
NBC-S	NBC Source
NBC-T	NBC Talknet
NBN	National Black Network
RKO-1	RKO-1
RKO-2	RKO-2
SHRDN	Sheridan
TSTAR	Transtar
UPI	United Press International Audio

Reps Abbreviation Key

BLAIR	Blair Radio
CABALLERO	Caballero Spanish Media, Inc.
CBS-FM	CBS-FM National Sales
CBS SPOT	CBS Radio Spot Sales
CHRISTAL	The Christal Company, Inc.
CITIMEDIA	Citimedia, Inc.
CMBS	Concert Music Broadcast Sales, Inc.
CRANFORD	Cranford Broadcasting Company
D-CLAYTON	Dora-Clayton Agency, Inc.
DEVNEY	The Devney Organization
DONOFRIO	John Donofrio
EASTMAN	Eastman Radio, Inc.
GROSKIN	Herbert E. Groskin & Company
GROUP W	Group W Radio Sales
H OAKES	Harlan Oakes & Associates
HILLIER	Hillier, Newmark, Wechsler & Howard
J BOLTON	Jack Bolton & Associates
KATZ	Katz Radio
LOTUS	Lotus Reps
M & C	Milam & Cowart
MARKET 4	Market 4 Radio
MASLA	Masla Radio
MMR	Major Market Radio Sales
McGAVREN	McGavren-Guild, Inc.
NATL TIME	National Time Sales, Ltd.
PRO RADIO	Pro Radio
P-W RADIO	P/W Radio Representatives
RADIO SPT	Radio Spot Sales, Inc.
R A LAZAR	R.A. Lazar & Company
RAR	Radio Advertising Reps
RILEY	Riley Representatives
RKO	RKO Radio Sales, Inc.
ROSLIN	Roslin Radio Sales, Inc.
SAVALLI	Savalli & Schutz, Inc.
SCHWARTZ	Harold S. Schwartz Associates, Inc.
SELCOM	Selcom Radio
SOUTHERN	Southern Spot Sales, Inc.
STARCOM	Starcom
STARS INC	Stars, Inc.
TORBET	Torbet Radio, Inc.
UNIREP	Unirep Broadcasting Company
W & P	Weiss & Powell, Inc.
WALTON	Walton Broadcasting Sales

Albany-Schenectady-Troy #49



SPRING '82	FALL '82	SPRING '83	12+ AOH METRO RANK	STATION	FORMAT	CUME RANK	12-17 RANK	18-34 RANK	18-49 RANK	25-54 RANK	TURNOVER/AVG. MINS LISTENED	NATIONAL REP FIRM	NETWORK
16.2	13.7	13.9	1	WGY am	A/C	1	8	4	2	1	14/79	CHRISTAL	NBC
11.6	10.8	13.4	2	WPYX fm	AOR	2	1	1	1	2	10/109	McGAVREN	ABC-R
9.8	7.0	8.5	3	WROW am	A/C	6	12	10	9	7	11/95	BLAIR	ABC-D
8.1	5.7	6.3	4	WROW-FM	BM	7	11	11	10	6	13/86	BLAIR	
5.8	9.9	5.9	5	WFLY fm	CHR	4	2	3	5	9	21/52	EASTMAN	ABC-C
5.9	6.3	5.8	6	WTRY am	CHR	3	4	2	3	3	21/51	McGAVREN	MBS
5.0	5.5	5.7	7	WQBK am	Talk	10	18	12	12	10	11/100	HILLIER	CBS
3.3	4.7	5.0	8	WPTR am	Ctry	9	7	8	7	4	14/77	EASTMAN	ABC-I
3.8	5.1	4.9	9	WGFM fm	CHR	5	3	5	6	8	21/52	CHRISTAL	NBC-S
4.4	4.0	4.3	10	WWOM fm	A/C	8	9	6	4	5	17/62	SELCOM	RKO-1
4.0	5.5	3.4	11	WGNA fm	Ctry	12	5	9	11	11	13/83	TORBET	RKO-2
3.3	4.7	3.4	11	WQBK-FM	AOR	11	6	7	8	12	17/64	HILLIER	CBS-R
0.5	2.6	2.9	13	WABY am	BBnd	13	17	16	13	13	13/82	SELCOM	
1.2	2.1	1.4	14	WHRL fm	BM	16	10	14	14	16	12/87	SAVALLI	MBS
1.0	0.8	1.0	15	WCSS am	A/C	18	15	20	19	20	11/98		ABC-E

Demographic Rank

Men 18-34	Women 18-34	Men 18-49	Women 18-49	Men 25-54	Women 25-54
1 WPYX	1 WPYX	1 WPYX	1 WGY	1 WGY	1 WGY
2 WGY	2 WTRY	2 WGY	2 WPYX	2 WPYX	2 WTRY
3 WGFM	3 WFLY	3 WPTR	3 WTRY	3 WPTR	3 WROW-FM
4 WFLY	4 WGY	4 WTRY	4 WFLY	4 WTRY	4 WWOM
5 WTRY	5 WWOM	5 WGFM	5 WWOM	5 WWOM	5 WPTR
6 WQBK-FM	6 WGFM	6 WWOM	6 WGFM	6 WQBK	6 WROW
7 WWOM	7 WQBK-FM	7 WFLY	7 WROW-FM	7 WROW	7 WGFM
8 WPTR	8 WPTR	8 WQBK-FM	8 WPTR	8 WGFM	8 WFLY
9 WROW	9 WROW-FM	9 WROW	9 WQBK-FM	9 WFLY	9 WPYX
10 WGNA	10 WGNA	10 WGNA	10 WROW	10 WGNA	10 WGNA

Format Reach

A/C	27.7
AOR	16.8
BBnd	2.9
BM/Easy	7.7
CHR	16.6
Ctry	8.4
Misc	14.2
Talk	5.7

Anaheim-Santa Ana-Garden Grove #19



1983 R&R RATINGS REPORT/Vol. II • 79

SPRING '82	FALL '82	SPRING '83	12+ AOH METRO RANK	STATION	FORMAT	CUME RANK	12-17 RANK	18-34 RANK	18-49 RANK	25-54 RANK	TURNOVER/ AVG MINS LISTENED	NATIONAL REP FIRM	NETWORK
6.7	6.5	7.6	1	KBIG fm	Easy	2	35	7	4	2	12/87	TORBET	
2.7	4.3	7.6	1	KIIS fm	CHR	1	5	1	1	1	13/80	McGAVREN	ABC-C
5.7	4.6	5.8	3	KABC am	Talk	5	22	21	12	5	15/70	KATZ	ABC-I
4.8	4.3	5.8	3	KLOS fm	AOR	3	4	2	2	7	16/69	KATZ	ABC-R
5.4	5.8	5.3	5	KROQ-FM	AOR	6	1	3	5	18	16/69	ROSLIN	
3.1	4.2	4.5	6	KMPC am	Easy	4	19	17	9	6	20/55	MMR	
5.1	3.2	4.0	7	KRTH fm	CHR	9	12	4	3	3	16/66	RKO	RKO-1
6.7	2.9	3.8	8	KMET fm	AOR	7	2	5	7	13	20/53	EASTMAN	
2.3	3.4	3.3	9	KJOI fm	BM	16	37	26	20	14	16/69	SELCOM	
3.5	2.4	3.3	9	KOST fm	A/C	13	13	6	6	4	16/66	CHRISTAL	
3.0	3.4	2.7	11	KFWB am	News	8	20	31	27	16	27/40	RAR	NBC
1.9	2.6	2.7	11	KLAC am	Ctry	12	24	18	11	8	20/53	EASTMAN	ABC-D
2.7	3.4	2.5	13	KFI am	CHR	10	8	9	10	11	24/46	CHRISTAL	ABC-E
2.2	2.5	2.4	14	KIQQ fm	CHR	11	3	11	19	31	24/46	SELCOM	
2.0	1.3	2.4	14	KWIZ am	A/C	17	16	12	8	9	19/57	TORBET	
1.7	2.2	2.3	16	XTRA am	CHR	15	6	10	16	19	22/49	MMR	
3.3	4.2	2.1	17	KNX am	News	14	27	29	29	23	24/44	CBS SPOT	CBS
1.7	1.9	2.0	18	KIKF fm	Ctry	29	25	14	13	15	12/93		
1.5	1.8	2.0	18	KNOB fm	BM	22	26	24	15	10	16/69	GROSKIN	
2.0	1.7	1.9	20	KPRZ am	BBnd	24	31	37	35	28	13/80	McGAVREN	MBS
2.1	1.9	1.9	20	KZLA-FM	Ctry	23	17	28	17	12	16/68	BLAIR	
2.8	4.4	1.7	22	KNX-FM	AOR	19	28	8	14	21	24/46	CBS-FM	
2.8	2.7	1.4	23	KHTZ fm	A/C	18	14	16	18	17	31/35	SELCOM	RKO-2
1.4	0.6	1.4	23	KRLA am	Gold	25	23	22	22	20	18/60	HILLIER	
1.1	1.4	1.3	25	KYMS-FM	Rel	27	11	13	21	29	18/59		

Continued on Page 88

Atlanta #18



SPRING '82	FALL '82	SPRING '83	12+ AOH METRO RANK	STATION	FORMAT	CUME RANK	12-17 RANK	18-34 RANK	18-49 RANK	25-54 RANK	TURNOVER/AVG MINS LISTENED	NATIONAL REP FIRM	NETWORK	12+ BIRCH SHARE
11.5	9.7	10.1	1	WVEE fm	Urbn	5	3	2	2	3	10/111	McGAVREN	RKO-1	10.9
7.8	9.4	9.7	2	WKHX fm	Ctry	4	4	6	3	1	11/96	SELCOM		10.3
9.5	10.2	9.7	2	WZGC fm	CHR	2	1	3	4	6	16/69	TORBET	ABC-C	10.5
8.0	8.3	9.4	4	WQXI-FM	CHR	3	6	1	1	2	14/79	BLAIR		10.4
8.7	7.9	9.2	5	WSB am	A/C	1	11	7	7	4	17/65	CHRISTAL	NBC	7.1
7.5	6.8	8.6	6	WPCH fm	BM	6	12	9	8	5	11/95	KATZ		6.3
6.2	7.9	7.1	7	WKLS-FM	AOR	7	2	4	5	11	14/80	MASLA	NBC-S	10.8
4.1	5.9	5.6	8	WSB-FM	A/C	8	8	5	6	7	17/65	CHRISTAL	CBS-R	4.7
3.6	3.9	3.6	9	WAOK am	Blk	10	5	11	10	9	16/67	HILLIER	NBN	3.8
--	--	3.4	10	WRMM fm	A/C	12	7	8	9	8	14/75	EASTMAN		2.9
4.0	2.8	3.3	11	WGST am	News	9	23	14	13	13	18/59	KATZ	CBS	3.1
4.1	3.6	2.9	12	WPLO am	Ctry	11	15	13	11	10	19/56	McGAVREN	ABC-I	4.1
2.2	1.6	1.8	13	WQXI am	Gold	13	16	10	12	12	24/46	BLAIR		1.5
1.1	2.2	1.3	14	WIGO am	Blk	14	9	12	14	14	26/42	CITIMEDIA	ABC-D	1.5
1.3	1.3	1.1	15	WYZE am	Rel	17	14	20	17	16	12/91			0.2

Demographic Rank

Men 18-34	Women 18-34	Men 18-49	Women 18-49	Men 25-54	Women 25-54
1 WQXI-FM	1 WVEE	1 WQXI-FM	1 WQXI-FM	1 WKHX	1 WQXI-FM
2 WVEE	2 WQXI-FM	2 WKHX	2 WVEE	2 WQXI-FM	2 WVEE
3 WKLS-FM	3 WZGC	3 WVEE	3 WZGC	3 WSB	3 WKHX
4 WKHX	4 WSB-FM	4 WKLS-FM	4 WKHX	4 WVEE	4 WPCH
5 WZGC	5 WKHX	5 WSB	5 WSB-FM	5 WPCH	5 WZGC
6 WSB-FM	6 WKLS-FM	6 WZGC	6 WPCH	6 WSB-FM	6 WSB
7 WSB	7 WPCH	7 WSB-FM	7 WSB	7 WKLS-FM	7 WSB-FM
8 WRMM	8 WRMM	8 WPCH	8 WKLS-FM	8 WZGC	8 WRMM
9 WIGO	9 WQXI	9 WRMM	9 WRMM	9 WRMM	9 WAOK
10 WQXI	10 WAOK	10 WGST	10 WAOK	10 WGST	10 WPLO

Format Reach

A/C	18.2
AOR	7.1
Blk/Urbn	15.0
BM/Easy	8.6
CHR	19.1
Ctry	12.6
Gold	1.8
Misc	13.2
News	3.3
Rel	1.1

SPRING '82	FALL '82	WINTER '83	SPRING '83	12+ AOH METRO RANK	STATION	FORMAT	CUME RANK	12-17 RANK	18-34 RANK	18-49 RANK	25-54 RANK	TURNOVER/ AVG MINS LISTENED	NATIONAL REP FIRM	NETWORK	12+ BIRCH SHARE
8.7	7.9	8.2	8.2	1	WXYV fm	Urbn	5	3	1	1	1	11/102	McGAVREN		10.3
10.0	10.2	12.2	8.0	2	WBAL am	A/C	2	22	19	12	9	13/86	BLAIR	ABC-E	7.7
4.8	6.6	7.5	7.8	3	WBSB fm	CHR	1	1	3	2	3	13/81	TORBET	ABC-F	8.2
7.7	6.4	7.3	6.9	4	WIYY fm	AOR	4	2	2	3	7	13/85	BLAIR	ABC-R	9.6
5.3	5.3	6.2	6.5	5	WLIF fm	BM	6	17	12	8	5	12/94	CHRISTAL		6.1
7.5	7.2	6.2	5.8	6	WPOC fm	Ctry	7	10	7	4	2	13/86	EASTMAN	ABC-D	8.2
4.5	4.5	4.0	5.4	7	WFBR am	A/C	3	9	5	6	4	17/63	MMR	NBC	6.3
4.2	3.5	3.9	4.6	8	WITH am	BBnd	10	32	33	22	10	11/101	HILLIER	MBS	2.4
4.3	4.9	4.2	4.3	9	WWIN am	Blk	9	6	4	5	11	15/73	HILLIER	NBN	4.3
2.4	3.6	3.2	4.1	10	WCAO am	Ctry	8	15	11	7	6	16/68	McGAVREN	RKO-2	4.1
2.8	2.5	3.1	3.6	11	WEBB am	Blk	13	5	9	10	12	11/96	CITIMEDIA	SHRDN	1.9
3.2	3.6	2.8	2.7	12	WYST fm	A/C	11	24	6	9	8	17/63	MASLA	RKO-1	3.2
3.7	3.0	2.2	2.4	13	WRLX fm	BM	17	21	22	15	15	13/81	KATZ		1.4
3.7	2.4	2.6	2.3	14	WCBM am	N/T	12	23	20	18	14	20/55	KATZ	ABC-I	3.4
1.4	2.5	2.1	2.2	15	WRQX fm	CHR	15	4	10	13	16	17/65	BLAIR	ABC-R	2.3
--	1.0	1.6	1.9	16	WQSR fm	A/C	14	8	8	11	13	21/53	CBS-FM	CBS	1.3
2.1	1.5	1.4	1.3	17	WWDC-FM	AOR	16	7	13	14	23	25/44	CHRISTAL		2.1
1.5	1.5	1.1	1.1	18	WRBS fm	Rel	22	27	29	30	25	15/75			1.1
1.2	0.9	2.0	1.0	19	WHUR fm	Blk	19	14	15	16	17	23/47			1.1
1.2	1.2	0.8	1.0	19	WTOP am	News	18	20	21	23	21	23/48	CBS SPOT	CBS	1.0
--	0.5	1.2	1.0	19	WWIN-FM	Blk	20	16	18	17	19	19/56	MMR		0.6

Demographic Rank

Men 18-34	Women 18-34	Men 18-49	Women 18-49	Men 25-54	Women 25-54
1 WIYY	1 WXYV	1 WIYY	1 WXYV	1 WXYV	1 WXYV
2 WXYV	2 WBSB	2 WXYV	2 WBSB	2 WFBR	2 WPOC
3 WBSB	3 WIYY	3 WBSB	3 WPOC	3 WPOC	3 WBSB
4 WFBR	4 WWIN	4 WFBR	4 WWIN	4 WIYY	4 WLIF
5 WWIN	5 WYST	5 WPOC	5 WYST	5 WBSB	5 WYST
6 WPOC	6 WQSR	6 WWIN	6 WIYY	6 WCAO	6 WBAL
7 WWDC-FM	7 WPOC	7 WCAO	7 WLIF	7 WLIF	7 WCAO
8 WEBB	8 WEBB	8 WLIF	8 WCAO	8 WITH	8 WFBR
9 WQSR	9 WFBR	9 WEBB	9 WEBB	9 WWIN	9 WWIN
10 WRQX	10 WRQX	10 WYST	10 WFBR	10 WBAL	10 WITH

Format Reach

A/C	18.0
AOR	8.2
BBnd	4.6
Blk/Urbn	18.1
BM/Easy	8.9
CHR	10.0
Ctry	9.9
Misc	17.9
News	2.1
Rel	1.1
Talk	1.2

Birmingham #45



SPRING '82	FALL '82	SPRING '83	12+ AOH METRO RANK	STATION	FORMAT	CUME RANK	12-17 RANK	18-34 RANK	18-49 RANK	25-54 RANK	TURNOVER/ AVG. MINS LISTENED	NATIONAL REP FIRM	NETWORK	12+ BIRCH SHARE
16.6	14.1	12.5	1	WZZK fm	Ctry	1	6	4	1	1	12/92	KATZ		17.3
12.3	13.7	10.4	2	WENN-FM	Blk	4	2	2	2	2	10/111	SELCOM	NBN	14.3
4.4	7.4	8.6	3	WAPI-FM	AOR	5	1	1	4	8	10/106	TORBET	NBC-S	13.9
11.3	10.2	8.5	4	WKXX fm	CHR	2	3	5	5	4	17/63	McGAVREN	ABC-D	9.2
--	4.9	7.4	5	WMJJ fm	A/C	3	5	3	3	3	15/71	BLAIR	ABC-F	7.9
7.3	7.7	6.3	6	WATV am	Blk	8	4	6	6	7	10/114	W & P		1.9
2.8	1.9	5.5	7	WCRT am	BBnd	16	21	22	15	15	5/209	BLAIR		--
--	3.4	5.1	8	WAGG am	Blk	11	10	10	7	5	10/113	SELCOM	NBN	3.2
5.0	3.7	3.8	9	WSGN am	A/C	6	8	11	8	6	22/48	EASTMAN	RKO-2	4.9
4.3	4.7	3.7	10	WJLD am	Blk	7	11	9	9	9	17/65	MASLA	ABC-C	2.4
3.0	3.6	3.4	11	WERC am	N/T	9	14	12	14	13	16/68	McGAVREN		2.9
3.3	4.5	3.1	12	WVOK am	Ctry	12	9	15	13	10	14/78	CHRISTAL	RKO-1	3.2
3.1	2.6	2.8	13	WRKK fm	Ctry	10	12	8	10	11	19/56	CHRISTAL	RKO-1	2.9
2.1	3.1	2.5	14	WDJC fm	Rel	14	15	7	11	14	16/67	CRANFORD		3.4
1.9	2.3	1.9	15	WYDE am	Gold	15	20	13	12	12	20/53	PRO RADIO		3.2
--	1.6	1.6	16	WBUL am	Blk	17	13	17	18	17	15/71	R A LAZAR		0.6
--	0.3	1.6	16	WHMA-FM	BM	18	22	19	17	16	13/81	DEVNEY	ABC-D	--
2.2	2.7	1.4	18	WAPI am	A/C	13	16	16	20	19	30/36	TORBET	CBS	1.3

Demographic Rank

Men 18-34	Women 18-34	Men 18-49	Women 18-49	Men 25-54	Women 25-54
1 WAPI-FM	1 WENN-FM	1 WAPI-FM	1 WZZK	1 WZZK	1 WZZK
2 WMJJ	2 WKXX	2 WZZK	2 WENN-FM	2 WMJJ	2 WENN-FM
3 WENN-FM	3 WMJJ	3 WMJJ	3 WMJJ	3 WKXX	3 WKXX
4 WZZK	4 WZZK	4 WENN-FM	4 WKXX	4 WENN-FM	4 WMJJ
5 WKXX	5 WAPI-FM	5 WKXX	5 WAPI-FM	5 WSGN	5 WAGG
6 WDJC	6 WATV	6 WAGG	6 WATV	6 WAPI-FM	6 WATV
7 WATV	7 WRKK	7 WSGN	7 WAGG	7 WAGG	7 WJLD
8 WJLD	8 WDJC	8 WYDE	8 WRKK	8 WYDE	8 WVOK
9 WRKK	9 WAGG	9 WATV	9 WSGN	9 WJLD	9 WSGN
10 WYDE	10 WJLD	10 WJLD	10 WDJC	10 WVOK	10 WRKK

Format Reach

A/C	12.6
AOR	8.6
BBnd	5.5
Blk/Urbn	27.1
BM/Easy	1.6
CHR	8.5
Ctry	18.4
Gold	1.9
Misc	9.9
News	1.7
Rel	2.5
Talk	1.7

SPRING '82	FALL '82	SPRING '83	12+ AHH METRO RANK	STATION	FORMAT	CUME RANK	12-17 RANK	18-34 RANK	18-49 RANK	25-54 RANK	TURNOVER/ AVG. MINS LISTENED	NATIONAL REP FIRM	NETWORK	12+ BIRCH SHARE
12.5	12.7	12.3	1	WJYE fm	BM	4	16	10	3	1	11/101	TORBET		8.0
10.6	9.8	9.9	2	WBEN am	A/C	3	21	14	10	6	13/81	EASTMAN	NBC	9.7
7.3	8.0	7.3	3	WGR am	A/C	2	8	7	1	2	19/58	KATZ	ABC-E	7.0
9.7	5.2	7.2	4	WKBW am	CHR	1	7	6	2	3	19/56	BLAIR	ABC-D	5.2
4.7	4.6	6.2	5	WECK am	BBnd	10	15	16	15	11	10/108	MASLA	ABC-I	6.7
4.6	7.5	6.2	5	WYRK fm	Ctry	9	12	11	7	4	12/89	McGAVREN	RKO-2	7.0
8.3	5.7	6.1	7	WBEN-FM	CHR	5	4	1	5	7	20/55	EASTMAN		5.2
2.7	4.8	5.7	8	WPHD fm	CHR	6	1	5	8	9	19/57	MMR	CBS-R	7.8
7.0	6.2	5.4	9	WBLK fm	Blk	13	6	4	6	8	10/113	PRO RADIO	ABC-F	4.1
1.4	3.2	4.7	10	WBUF fm	A/C	12	13	3	4	5	12/92	McGAVREN	RKO-1	5.0
7.7	5.5	4.4	11	WGRQ fm	AOR	8	3	2	9	13	19/58	KATZ	NBC-S	5.6
--	4.8	4.0	12	WNYS fm	CHR	7	2	8	11	10	22/50	CHRISTAL	ABC-C	6.8
2.8	2.0	2.5	13	WZIR fm	AOR	14	9	9	12	16	19/57	CHRISTAL	ABC-R	4.2
1.1	2.1	2.3	14	WYSL am	A/C	11	5	13	13	14	27/40	MMR	CBS	2.1
1.7	1.2	1.7	15	WUFO am	Blk	15	11	12	14	12	15/74	SELCOM	SHRDN	0.5
1.2	0.6	1.3	16	WJJL am	A/C	20	17	17	18	17	9/125		MBS	0.3
1.1	1.6	1.2	17	WDCX fm	Rel	17	20	18	17	15	14/75			1.5
0.7	0.5	1.1	18	WXRL am	Ctry	18	22	19	19	21	12/88		MBS	1.5
0.7	2.0	1.0	19	WUWU fm	AOR	16	10	15	16	18	20/55			2.1

Demographic Rank

Men 18-34	Women 18-34	Men 18-49	Women 18-49	Men 25-54	Women 25-54
1 WGRQ	1 WBUF	1 WGR	1 WKBW	1 WGR	1 WJYE
2 WGR	2 WBEN-FM	2 WGRQ	2 WBUF	2 WJYE	2 WKBW
3 WZIR	3 WKBW	3 WYRK	3 WJYE	3 WYRK	3 WBUF
4 WPHD	4 WBLK	4 WPHD	4 WBEN-FM	4 WKBW	4 WGR
5 WBLK	5 WJYE	5 WZIR	5 WBLK	5 WBEN	5 WBEN
6 WBEN-FM	6 WPHD	6 WKBW	6 WGR	6 WBUF	6 WYRK
7 WKBW	7 WNYS	7 WBLK	7 WYRK	7 WBLK	7 WBEN-FM
8 WBUF	8 WGR	8 WJYE	8 WPHD	8 WPHD	8 WBLK
9 WYRK	9 WGRQ	9 WBEN-FM	9 WBEN	9 WBEN-FM	9 WNYS
10 WNYS	10 WYRK	10 WBUF	10 WNYS	10 WGRQ	10 WECK

Format Reach

A/C	25.5
AOR	7.9
BBnd	6.2
Blk/Urbn	7.1
BM/Easy	12.3
CHR	23.0
Ctry	7.3
Misc	9.5
Rel	1.2

Boston #7

SPRING '82	SUMMER '82	FALL '82	WINTER '83	SPRING '83	12+ AQH METRO RANK	STATION	FORMAT	CUME RANK	12-17 RANK	18-34 RANK	18-49 RANK	25-54 RANK	TURNOVER/AVG MINS LISTENED	NATIONAL REP FIRM	NETWORK	12+ BIRCH SHARE
8.4	8.6	8.6	9.0	9.8	1	WBZ am	A/C	1	7	9	4	2	13/85	GROUP W	ABC-E	9.7
8.5	8.0	7.9	7.3	8.6	2	WHDH am	A/C	2	10	8	2	1	14/80	BLAIR		6.0
3.1	2.8	3.9	4.6	6.9	3	WHTT fm	CHR	3	1	3	5	8	15/72	CBS-FM	CBS	8.0
4.7	6.3	5.6	7.4	6.6	4	WBCN fm	AOR	5	4	1	1	3	13/83	TORBET		10.3
7.0	7.8	9.0	6.7	5.8	5	WXKS-FM	CHR	4	3	2	3	9	15/72	MMR		9.4
7.4	7.5	4.9	4.8	4.8	6	WCOZ fm	AOR	7	2	4	6	14	16/67	BLAIR		6.3
6.6	4.8	5.4	5.2	4.5	7	WEEI am	News	6	16	14	12	10	19/57	CBS SPOT	CBS	4.5
4.1	4.4	3.8	4.1	4.0	8	WROR fm	CHR	8	5	5	8	6	19/57	RKO	RKO-1	3.2
4.4	4.2	4.9	4.4	3.8	9	WJIB fm	BM	10	19	17	15	11	17/63	CHRISTAL		4.4
5.3	4.5	4.4	4.5	3.8	9	WMJX fm	A/C	9	13	6	7	4	17/62	EASTMAN		4.2
2.7	4.0	3.5	3.2	3.6	11	WXKS am	BBnd	17	34	22	18	13	7/152	MMR		1.0
3.0	2.4	4.4	4.7	3.5	12	WRKO am	Talk	11	30	19	16	12	16/66	RKO	ABC-I	3.8
2.3	2.2	2.9	3.1	3.4	13	WHUE-FM	BM	13	18	16	13	15	14/80	SELCOM		2.5
4.0	3.0	2.7	2.5	3.3	14	WVBF fm	A/C	12	17	7	9	5	17/64	McGAVREN		2.8
2.1	2.4	3.0	2.6	2.9	15	WSSH fm	A/C	14	11	11	10	7	13/83	HILLIER		2.1
1.4	1.3	1.9	1.9	1.6	16	WCRB fm	Clas	15	24	20	19	16	21/52	DONOFRIO		1.1
1.9	1.3	2.5	1.8	1.6	16	WILD am	Blk	22	15	10	11	17	11/97		SHRDN	1.3
0.4	0.3	0.4	0.3	1.5	18	WCAS am	Urbn	27	12	12	14	18	6/168	R A LAZAR		--
2.0	2.8	0.9	1.1	1.4	19	WMRE am	BBnd	20	23	23	22	20	14/77	KATZ	NBC	0.5
1.3	1.5	1.2	0.9	1.1	20	WCGY fm	Gold	21	14	13	17	19	17/62	MASLA		1.1
1.3	0.7	1.1	1.0	1.1	20	WROL am	Rel	19	32	27	23	23	19/57			0.5
0.7	0.6	1.0	1.1	1.0	22	WJDA am	A/C	25	21	36	35	30	10/107			0.8

Continued on Page 88

KISS 108 FM IS BETTER HIT MUSIC

FOR "THE MUSIC OF YOUR LIFE"



Reaching Women in Boston is as easy as #1, #2, #3!

WOMEN 18-34

M-F	6-10AM	#1
	10AM-3PM	#1
	3-7PM	#1
	7PM-MID	#1
M-SUN	6AM-MID	#1
SAT	6-10AM	#1
	10AM-3PM	#2
	3-7PM	#1
	7PM-MID	#1
SUN	6-10AM	#1
	10AM-3PM	#1
	3-7PM	#3
	7PM-MID	#1

WOMEN 18-49

M-F	10AM-3PM	#3
	3-7PM	#1
	7PM-MID	#1
M-SUN	6AM-MID	#2
SAT	6-10AM	#3
	10AM-3PM	#3
	3-7PM	#1
	7PM-MID	#2
SUN	6-10AM	#3
	10AM-3PM	#3
	3-7PM	#3
	7PM-MID	#1

WXKS-FM is POSITIONED Right Where it Counts!!



MAJOR MARKET RADIO SALES

SOURCE: ARB/Spr. '83 Metro

Survey claims are based on estimates only and are not precise to any mathematical degree.




Chicago #3



SPRING '82	SUMMER '82	FALL '82	WINTER '83	SPRING '83	12+ AOH METRO RANK	STATION	FORMAT	CUME RANK	12-17 RANK	18-34 RANK	18-49 RANK	25-54 RANK	TURNOVER/ AVG MINS LISTENED	NATIONAL REP FIRM	NETWORK	12+ BIRCH SHARE
7.8	9.3	9.6	8.7	8.7	1	WGN am	Talk	1	16	16	7	1	12/91	CHRISTAL	MBS	7.9
4.9	4.8	6.1	5.9	5.4	2	WLOO fm	BM	10	19	18	14	4	11/96	KATZ		5.1
6.6	6.1	5.3	5.4	5.1	3	WGCI fm	Urbn	8	3	1	1	3	12/90	MCGAVREN	MBS	4.9
4.9	4.8	4.8	5.2	5.0	4	WBBM am	News	2	20	15	15	6	18/59	CBS SPOT	CBS	4.3
2.7	5.3	4.1	4.0	4.4	5	WBBM-FM	CHR	4	1	11	13	19	20/55	CBS-FM	CBS-R	5.5
5.1	5.2	4.7	3.6	4.3	6	WBMX fm	Blk	6	4	3	3	8	15/73	MASLA		4.7
4.5	3.5	4.1	3.8	4.3	6	WIND am	Talk	12	25	23	21	17	13/86	GROUP W	ABC-E	4.3
4.8	3.6	3.8	4.1	4.1	8	WLS am	CHR	3	6	5	5	5	22/50	BLAIR	ABC-C	3.7
3.7	3.7	4.1	3.9	3.7	9	WCLR fm	A/C	9	13	6	2	2	16/67	TORBET		3.5
4.1	2.7	3.4	3.5	3.6	10	WLS-FM	CHR	5	7	4	6	15	20/54	BLAIR	ABC-R	4.6
3.8	4.2	3.4	3.1	3.5	11	WLUP fm	AOR	14	2	8	11	23	15/72	MMR		3.5
1.6	2.1	2.3	2.9	3.4	12	WXRT fm	AOR	18	17	2	4	10	10/105	SELCOM		3.3
3.5	3.8	3.2	3.5	3.3	13	WMAQ am	Ctry	7	21	17	16	11	19/57	EASTMAN	NBC	3.8
3.7	4.2	3.5	3.2	3.2	14	WJJD am	BBnd	16	28	28	23	14	14/78	MMR	ABC-I	3.5
2.4	2.2	2.0	2.6	3.0	15	WMET fm	AOR	13	5	7	12	22	18/61	KATZ	NBC-S	6.3
1.6	1.2	1.0	3.2	2.8	16	WOJO fm	Span	26	12	12	9	7	8/142	LOTUS		0.7
2.5	3.3	3.1	2.8	2.7	17	WFYR fm	A/C	15	14	9	8	9	19/58	RKO	RKO-1	3.8
2.7	2.7	3.1	3.4	2.7	17	WKQX fm	CHR	11	9	10	10	12	23/48	EASTMAN		3.9
3.7	2.9	2.5	2.6	2.5	19	WJPC am	Blk	17	8	13	17	21	16/69	W & P	NBN	1.2
3.9	2.7	3.2	2.7	2.4	20	WLAK fm	Easy	19	26	21	20	13	15/73	CHRISTAL		1.7
1.5	1.4	1.8	1.9	2.1	21	WAIT am	BBnd	21	31	32	28	25	14/77	KATZ		1.9
1.6	2.0	2.1	2.6	2.1	21	WUSN fm	Ctry	20	10	14	18	16	15/73	SELCOM	ABC-D	3.6
1.3	1.4	1.8	1.9	1.9	23	WFMT fm	Clas	25	24	22	22	20	13/80	CMBS		1.8
2.3	2.1	2.4	1.6	1.7	24	WJEZ fm	Ctry	23	22	20	19	18	16/68	MMR	RKO-2	1.6
2.4	2.1	1.6	1.2	1.4	25	WVON am	Blk	22	15	19	24	24	21/50	MCGAVREN	SHRDN	0.7

Continued on Page 96

**LOOK WHO'S
SURFACING AS
CHICAGO'S FAVORITE
YOUNG ADULT MORNING
AIR PERSONALITY!**



**JONATHON BRANDMEIER
5:30-10AM**

***the* Loop**
FM98

Anaheim-Santa Ana-Garden Grove #19

Continued from Page 79

SPRING '82	FALL '82	SPRING '83	12 + AOH METRO RANK	STATION	FORMAT	CUME RANK	12-17 RANK	18-34 RANK	18-49 RANK	25-54 RANK	TURNOVER/AVG. MINS LISTENED	NATIONAL REP FIRM	NETWORK
1.9	1.6	1.1	26	KEZY-FM	AOR	21	33	15	23	26	30/36	ROS LIN	
1.1	1.4	1.1	26	KFAC-FM	Clas	20	36	35	32	30	29/37	McGAVREN	MBS
1.1	1.2	1.1	26	KMGG fm	CHR	26	15	25	24	22	22/50	MASLA	CBS-R
0.4	0.9	1.1	26	KNAC fm	AOR	28	7	19	28	37	23/48	LOTUS	
1.6	0.9	1.0	30	KKGO fm	Jazz	33	21	33	26	25	22/49	UNI REP	AP
0.8	0.8	1.0	30	KOCM fm	BM	36	30	27	31	27	10/111		
0.8	1.4	1.0	30	KWIZ-FM	A/C	31	18	20	25	24	22/49	TORBET	

Demographic Rank

Men 18-34	Women 18-34	Men 18-49	Women 18-49	Men 25-54	Women 25-54
1 KLOS	1 KIIS	1 KLOS	1 KIIS	1 KIIS	1 KIIS
2 KROQ-FM	2 KLOS	2 KIIS	2 KBIG	2 KRTH	2 KBIG
3 KMET	3 KRTH	3 KROQ-FM	3 KWIZ	3 KBIG	3 KOST
4 KIIS	4 KOST	4 KRTH	4 KOST	4 KLOS	4 KRTH
5 KRTH	5 KBIG	5 KMET	5 KRTH	5 KMPC	5 KWIZ
6 KNX-FM	6 KFI	6 KBIG	6 KLOS	6 KABC	6 KNOB
7 KOST	7 KIKF	7 KMPC	7 KIKF	7 KOST	7 KABC
8 XTRA	8 KIQQ	8 KOST	8 KFI	8 KMET	8 KLAC
9 KMPC	9 KYMS-FM	9 KABC	9 KNOB	9 KLAC	9 KIKF
10 KBIG	10 KWIZ	10 KNX-FM	10 KLAC	10 KROQ-FM	10 KMPC

Format Reach

A/C	8.1
AOR	18.8
BBnd	1.9
BM/Easy	18.4
CHR	17.4
Clas	1.1
Ctry	9.1
Gold	1.4
Jazz	1.0
Misc	10.9
News	4.8
Rel	1.3
Talk	5.8

Boston #7

Continued from Page 84

Demographic Rank

Men 18-34	Women 18-34	Men 18-49	Women 18-49	Men 25-54	Women 25-54
1 WBCN	1 WXKS-FM	1 WBCN	1 WHDH	1 WBCN	1 WHDH
2 WCOZ	2 WHTT	2 WCOZ	2 WXKS-FM	2 WHDH	2 WBZ
3 WXKS-FM	3 WBCN	3 WXKS-FM	3 WBZ	3 WBZ	3 WMJX
4 WHTT	4 WMJX	4 WHTT	4 WMJX	4 WVBF	4 WROR
5 WROR	5 WROR	5 WBZ	5 WHTT	5 WROR	5 WSSH
6 WVBF	6 WVBF	6 WROR	6 WROR	6 WSSH	6 WVBF
7 WMJX	7 WHDH	7 WHDH	7 WBCN	7 WHTT	7 WBCN
8 WHDH	8 WCOZ	8 WVBF	8 WVBF	8 WEEI	8 WJIB
9 WBZ	9 WBZ	9 WMJX	9 WSSH	9 WMJX	9 WRKO
10 WCGY	10 WCAS	10 WEEI	10 WCOZ	10 WCOZ	10 WXKS-FM

Format Reach

A/C	29.4
AOR	11.4
BBnd	5.0
Blk/Urbn	3.1
BM/Easy	7.2
CHR	16.7
Clas	1.6
Gold	1.1
Misc	15.4
News	4.5
Rel	1.1
Talk	3.5

SPRING '82	FALL '82	SPRING '83	12+ AQH METRO RANK	STATION	FORMAT	CUME RANK	12-17 RANK	18-34 RANK	18-49 RANK	25-54 RANK	TURNOVER/ AVG MINS LISTENED	NATIONAL REP FIRM	NETWORK	12+ BIRCH SHARE
9.8	9.5	8.8	1	WEBN fm	AOR	3	2	1	1	6	15/73	TORBET		11.2
8.0	8.1	8.8	1	WKRQ fm	CHR	1	1	3	4	8	17/65	KATZ		11.5
7.1	7.8	8.8	1	WWEZ fm	BM	5	16	10	8	4	11/97	EASTMAN		6.2
10.2	5.8	7.5	4	WLW am	A/C	2	9	9	7	7	18/61	CBS SPOT	NBC	7.4
5.6	7.4	7.5	4	WUBE fm	Ctry	8	6	5	5	1	11/99	McGAVREN		6.1
4.5	7.2	6.6	6	WCKY am	N/T	9	15	15	13	9	12/90	EASTMAN	CBS	5.5
--	--	6.2	7	WLLT fm	A/C	6	4	2	2	3	16/69	MMR		6.9
6.2	7.1	6.2	7	WRRM fm	A/C	7	10	4	3	2	16/70	BLAIR		6.6
8.2	8.6	5.6	9	WKRC am	A/C	4	8	8	6	5	19/57	KATZ	ABC-E	6.8
5.9	4.3	3.8	10	WMLX am	BBnd	13	18	20	15	13	13/86	McGAVREN		2.2
3.9	5.1	3.7	11	WBLZ fm	Urbn	10	3	6	9	12	18/61	MASLA	SHRDN	6.6
1.9	3.2	3.0	12	WSAI-FM	Ctry	11	11	11	11	10	19/56	CHRISTAL	AP	3.3
2.4	2.1	2.7	13	WSKS fm	AOR	14	5	7	10	16	17/64	BLAIR	RKO-1	3.5
4.4	3.6	2.3	14	WCIN am	Blk	15	7	12	12	14	17/65	W & P	NBN	2.7
2.9	1.5	2.1	15	WSAI am	Ctry	12	13	16	14	11	26/42	CHRISTAL	AP	2.2
1.7	0.8	1.4	16	WLYK fm	BM	16	14	23	20	19	14/78	GROSKIN		0.9

Demographic Rank

Men 18-34	Women 18-34	Men 18-49	Women 18-49	Men 25-54	Women 25-54
1 WEBN	1 WLLT	1 WEBN	1 WLLT	1 WUBE	1 WLLT
2 WKRQ	2 WEBN	2 WUBE	2 WRRM	2 WEBN	2 WRRM
3 WRRM	3 WKRQ	3 WKRQ	3 WEBN	3 WLW	3 WWEZ
4 WLLT	4 WRRM	4 WRRM	4 WKRQ	4 WRRM	4 WKRC
5 WSKS	5 WBLZ	5 WLW	5 WKRC	5 WWEZ	5 WUBE
6 WUBE	6 WKRC	6 WLLT	6 WUBE	6 WLLT	6 WKRQ
7 WLW	7 WUBE	7 WSKS	7 WWEZ	7 WKRC	7 WLW
8 WBLZ	8 WWEZ	8 WKRC	8 WBLZ	8 WKRQ	8 WEBN
9 WKRC	9 WSKS	9 WBLZ	9 WSAI-FM	9 WCKY	9 WSAI-FM
10 WSAI-FM	10 WSAI-FM	10 WWEZ	10 WLW	10 WSAI-FM	10 WCKY

Format Reach

A/C	25.5
AOR	11.5
BBnd	3.8
Blk/Urbn	6.0
BM/Easy	10.2
CHR	8.8
Ctry	12.6
Misc	15.0
News	3.3
Talk	3.3

Cincinnati's new...

WLLT-FM

Represented nationally by **HMM**

W-Lite 93 FM

LITE ROCK • LESS TALK

Cleveland #21



SPRING '82	SUMMER '82	FALL '82	WINTER '83	SPRING '83	12+ AOH METHD RANK	STATION	FORMAT	CUME RANK	12-17 RANK	18-34 RANK	18-49 RANK	25-54 RANK	TURNOVER/ AVG MINS LISTENED	NATIONAL REP FIRM	NETWORK	12+ BIRCH SHARE
8.2	9.6	8.4	7.8	8.2	1	WMMS fm	AOR	2	2	1	1	3	13/81	KATZ	NBC-S	15.0
6.3	5.2	5.9	7.3	7.3	2	WGCL fm	CHR	1	1	3	3	9	16/67	MMR	ABC-F	11.8
7.3	5.3	6.7	8.1	7.3	2	WQAL fm	BM	5	15	13	8	2	12/88	CHRISTAL		4.6
7.6	6.4	7.9	8.7	7.2	4	WDOK fm	BM	4	14	15	10	5	13/82	McGAVREN		7.5
5.6	7.5	6.2	6.4	6.5	5	WBBG am	BBnd	8	22	18	14	6	12/92	EASTMAN		3.8
--	4.7	7.7	6.4	5.7	6	WMJI fm	A/C	3	11	2	2	1	18/59	EASTMAN	CBS-R	7.0
5.9	6.7	5.3	5.3	5.3	7	WDMT fm	Urbn	11	3	4	4	7	13/83	HILLIER	RKO-1	5.9
4.5	4.4	3.2	2.3	4.6	8	WWWE am	Ctry	6	9	11	11	12	19/57	McGAVREN	CBS	2.9
2.6	3.8	3.5	2.9	4.5	9	WKSW fm	Ctry	13	10	7	7	8	13/85	BLAIR	RKO-2	5.1
2.8	4.4	4.3	3.2	4.5	9	WZAK fm	Urbn	14	4	5	6	13	12/90	SELCOM		3.7
7.0	5.1	5.5	4.2	4.1	11	WZZP fm	A/C	7	13	6	5	4	19/56	CHRISTAL	AP	3.2
4.9	4.5	4.4	4.8	3.9	12	WERE am	N/T	9	17	20	19	16	19/58	MMR	ABC-I	3.9
3.7	4.2	3.6	4.2	3.7	13	WGAR am	A/C	10	12	8	9	10	18/59	BLAIR	ABC-E	3.3
4.8	5.2	5.1	3.8	3.5	14	WHK am	Ctry	12	7	16	15	14	18/61	KATZ	NBC	4.0
2.4	1.5	2.3	3.0	3.1	15	WJW am	A/C	15	26	21	20	18	15/71	RKO	ABC-D	1.6
2.4	3.0	2.7	2.3	2.9	16	WCLV fm	Clas	17	16	12	12	11	13/81	CMBS		2.2
2.7	2.6	2.2	3.3	2.4	17	WJMO am	Blk	16	8	9	13	15	18/59	MASLA	NBN	1.5
3.2	2.4	2.4	3.8	2.1	18	WABQ am	Rel	20	23	19	17	17	12/91	LOTUS	SHRDN	1.1
0.9	1.6	1.0	0.7	1.3	19	WKDD fm	CHR	18	5	14	18	19	25/43	KATZ		1.1
--	--	2.6	1.8	1.3	19	WRQC fm	AOR	19	6	10	16	20	24/45	MASLA	ABC-R	1.9

Demographic Rank

Men 18-34	Women 18-34	Men 18-49	Women 18-49	Men 25-54	Women 25-54
1 WMMS	1 WMJI	1 WMMS	1 WMJI	1 WMMS	1 WQAL
2 WMJI	2 WMMS	2 WMJI	2 WMMS	2 WMJI	2 WMJI
3 WGCL	3 WGCL	3 WGCL	3 WGCL	3 WZZP	3 WDOK
4 WDMT	4 WDMT	4 WZZP	4 WDMT	4 WWWE	4 WDMT
5 WZZP	5 WZAK	5 WZAK	5 WQAL	5 WDOK	5 WZZP
6 WZAK	6 WZZP	6 WDMT	6 WZZP	6 WQAL	6 WBBG
7 WWWE	7 WKSW	7 WWWE	7 WZAK	7 WBBG	7 WGAR
8 WRQC	8 WGAR	8 WKSW	8 WKSW	8 WKSW	8 WGCL
9 WGAR	9 WQAL	9 WGAR	9 WDOK	9 WCLV	9 WKSW
10 WKSW	10 WJMO	10 WDOK	10 WGAR	10 WGCL	10 WMMS

Format Reach

A/C	16.6
AOR	9.5
BBnd	6.5
Bik/Urbn	12.2
BM/Easy	14.5
CHR	8.6
Clas	2.9
Ctry	12.6
Misc	10.6
News	1.9
Rel	2.1
Talk	2.0

SPRING '82	FALL '82	SPRING '83	12+ ADH METRO RANK	STATION	FORMAT	CUME RANK	12-17 RANK	18-34 RANK	18-49 RANK	25-54 RANK	TURNOVER/ AVG MINS LISTENED	NATIONAL REP FIRM	NETWORK
11.0	12.6	12.6	1	WLVO fm	AOR	2	2	1	1	6	11/96	KATZ	
7.4	6.9	10.4	2	WBNS-FM	BM	6	21	9	7	5	10/107	BLAIR	
4.5	7.0	9.1	3	WVVO am	Blk	9	3	3	3	3	7/163	MASLA	NBN
9.3	11.2	9.0	4	WTVN am	A/C	4	9	6	5	1	14/77	KATZ	ABC-E
8.5	6.1	8.9	5	WNCI fm	CHR	1	4	2	2	2	17/63	CHRISTAL	ABC-C
10.9	8.6	8.2	6	WXGT fm	CHR	3	1	5	6	8	17/64	EASTMAN	CBS-R
--	8.3	7.0	7	WSNY fm	A/C	5	5	4	4	4	18/62	MMR	
6.7	5.8	5.1	8	WBNS am	A/C	7	10	7	9	7	17/65	BLAIR	ABC-I
3.0	1.8	4.3	9	WRMZ fm	Ctry	10	6	8	8	9	14/80	McGAVREN	MBS
6.6	5.5	4.1	10	WCOL am	BBnd	8	12	14	13	12	16/67	EASTMAN	CBS
5.1	6.5	3.2	11	WMNI am	Ctry	11	7	13	11	11	16/68	McGAVREN	MBS
3.3	4.1	3.0	12	WHOK fm	Ctry	12	22	12	12	10	15/73		AP
1.4	2.0	2.5	13	WBBY fm	Jazz	14	13	10	10	13	13/83	ROSLIN	RKO-2
1.5	0.6	1.5	14	WLW am	A/C	13	15	16	17	14	22/50	CBS SPOT	NBC
0.5	1.8	1.2	15	WRFD am	Rel	15	8	11	14	15	18/59	PRO RADIO	ABC-D

Demographic Rank

Men 18-34	Women 18-34	Men 18-49	Women 18-49	Men 25-54	Women 25-54
1 WLVO	1 WLVO	1 WLVO	1 WNCI	1 WTVN	1 WNCI
2 WNCI	2 WNCI	2 WNCI	2 WVVO	2 WNCI	2 WTVN
3 WTVN	3 WVVO	3 WTVN	3 WLVO	3 WLVO	3 WVVO
4 WSNY	4 WXGT	4 WSNY	4 WSNY	4 WVVO	4 WSNY
5 WVVO	5 WSNY	5 WVVO	5 WXGT	5 WBNS-FM	5 WBNS-FM
6 WXGT	6 WTVN	6 WXGT	6 WTVN	6 WSNY	6 WXGT
7 WBNS-FM	7 WRMZ	7 WBNS-FM	7 WBNS-FM	7 WBNS	7 WBNS
8 WBNS	8 WBNS	8 WBNS	8 WRMZ	8 WRMZ	8 WRMZ
9 WHOK	9 WRFD	9 WRMZ	9 WBNS	9 WXGT	9 WLVO
10 WBBY	10 WBNS-FM	10 WBBY	10 WRFD	10 WHOK	10 WCOL

Format Reach

A/C	22.6
AOR	12.6
BBnd	4.1
Blk/Urbn	9.1
BM/Easy	10.4
CHR	17.1
Ctry	10.5
Jazz	2.5
Misc	9.9
Rel	1.2

Dallas-Ft. Worth #10



SPRING '82	FALL '82	WINTER '83	SPRING '83	12+ AOH METRO RANK	STATION	FORMAT	CUME RANK	12-17 RANK	18-34 RANK	18-49 RANK	25-54 RANK	TURNOVER/ AVG MINS LISTENED	NATIONAL REP FIRM	NETWORK	12+ BIRCH SHARE
8.4	7.9	8.3	7.6	1	KVIL-FM	A/C	2	8	1	1	1	13/81	BLAIR		10.3
7.5	8.3	7.2	7.4	2	KSCS fm	Ctry	4	7	8	3	2	12/91	EASTMAN		7.1
4.6	7.1	7.2	6.6	3	KMEZ-FM	BM	7	17	14	8	6	12/91	McGAVREN		4.7
5.4	5.9	6.0	6.5	4	KRLD am	News	1	14	16	13	5	16/68	KATZ	CBS	4.7
7.7	4.8	6.0	6.0	5	WBAP am	Ctry	5	12	15	11	4	14/77	EASTMAN	ABC-I	5.9
4.5	5.7	4.5	5.9	6	KPLX fm	Ctry	10	9	6	2	3	11/95	RKO	AP	5.9
5.2	5.3	5.6	5.6	7	KKDA-FM	Urbn	11	3	5	6	7	12/91	SELCOM	AP	6.3
4.7	4.6	5.0	5.4	8	KEGL fm	AOR	3	1	4	5	11	18/61	HILLIER	ABC-C	5.8
6.4	4.9	4.8	5.0	9	KZEW fm	AOR	6	4	2	4	9	17/65	MMR	NBC-S	7.0
2.3	3.2	4.7	4.5	10	KAFM fm	CHR	9	2	7	9	17	17/64	TORBET		6.8
6.3	3.4	4.4	4.3	11	KTXQ fm	AOR	8	5	3	7	14	17/62	CHRISTAL		5.5
6.3	3.8	5.1	3.7	12	KNOK-FM	Urbn	13	6	10	12	10	13/81	W & P	RKO-1	4.1
2.5	5.1	3.4	3.1	13	KOAX fm	BM	16	16	20	15	12	13/83	GROUP W		2.2
4.0	3.4	3.0	3.0	14	KMGC fm	A/C	12	13	9	10	8	17/62	SELCOM		1.7
3.0	4.1	2.6	2.6	15	WFAA am	N/T	15	23	21	21	18	18/61	CBS SPOT	NBC	3.0
2.0	2.8	2.5	2.4	16	KLVU fm	A/C	14	10	11	14	13	19/56	HILLIER		2.0
--	1.1	1.4	1.7	17	KAAM am	Gold	18	18	13	16	19	14/75	TORBET		1.1
2.0	2.2	2.5	1.7	17	KFJZ am	BBnd	19	29	28	27	26	13/83	CHRISTAL	ABC-D	1.9
1.5	1.0	1.0	1.7	17	KKDA am	Blk	24	19	18	19	15	11/101	SELCOM		0.6
--	--	--	1.6	20	KESS fm	Span	25	11	19	20	16	10/105	CABALLERO		0.3
1.2	1.5	1.9	1.6	20	KIXK fm	Gold	17	20	12	17	20	17/65	ROSLIN		1.6
1.3	1.0	1.6	1.6	20	KPBC am	Rel	22	15	17	18	21	12/90			0.9
0.8	1.2	1.2	1.3	23	WRR fm	Clas	20	28	22	22	22	17/65	CMBS		0.8

Continued on Page 96

SPRING '82	FALL '82	SPRING '83	12+ ADH METRO RANK	STATION	FORMAT	CUME RANK	12-17 RANK	18-34 RANK	18-49 RANK	25-54 RANK	TURNOVER/ AVG. MINS LISTENED	NATIONAL REP FIRM	NETWORK
14.4	13.3	12.6	1	WTUE fm	AOR	1	1	1	1	3	11/95	McGAVREN	
15.2	15.1	10.4	2	WHIO-FM	BM	3	16	9	5	1	12/93	CHRISTAL	
10.8	10.9	9.9	3	WHIO am	A/C	2	9	10	8	5	13/81	CHRISTAL	CBS
6.0	7.3	7.1	4	WONE am	Ctry	5	10	8	7	2	14/77	McGAVREN	
5.2	5.3	6.7	5	WAVI am	Talk	11	18	12	11	10	8/128	HILLIER	ABC-E
4.4	3.9	6.4	6	WJAI fm	BBnd	12	19	17	12	7	8/136	KATZ	ABC-D
6.6	5.9	5.8	7	WDAO fm	Blk	8	4	3	3	6	12/87	HILLIER	NBN
6.1	6.9	5.5	8	WING am	A/C	4	8	6	2	4	21/52	KATZ	ABC-I
--	4.5	4.8	9	WYMJ fm	A/C	6	3	4	6	8	19/56	TORBET	RKO-1
4.4	4.6	4.7	10	WBLZ fm	Urbn	9	2	5	9	13	14/76	MASLA	SHRDN
2.8	3.9	4.4	11	WVUD fm	A/C	7	6	2	4	9	21/52	MASLA	CBS-R
1.6	1.8	2.7	12	WLW am	A/C	10	17	16	14	14	23/48	CBS SPOT	NBC
--	--	2.4	13	WPFB-FM	A/C	13	12	7	10	12	16/69	LOTUS	MBS
0.4	2.0	2.1	14	WBZI fm	Ctry	14	21	11	13	11	16/67		RKO-2
0.4	0.4	1.1	15	WFCJ fm	Rel	18	20	22	17	15	15/72		AP
--	--	1.1	15	WRFD am	Rel	24	14	13	15	19	6/183	PRO RADIO	ABC-D
0.8	0.9	1.0	17	WSKS fm	AOR	16	7	14	16	23	29/38	BLAIR	RKO-1

Demographic Rank

Men 18-34	Women 18-34	Men 18-49	Women 18-49	Men 25-54	Women 25-54
1 WTUE	1 WTUE	1 WTUE	1 WTUE	1 WTUE	1 WHIO-FM
2 WVUD	2 WYMJ	2 WVUD	2 WYMJ	2 WING	2 WONE
3 WDAO	3 WDAO	3 WING	3 WHIO-FM	3 WHIO-FM	3 WING
4 WING	4 WVUD	4 WDAO	4 WING	4 WONE	4 WHIO
5 WPFB	5 WBLZ	5 WHIO-FM	5 WONE	5 WHIO	5 WYMJ
6 WBLZ	6 WING	6 WONE	6 WDAO	6 WDAO	6 WTUE
7 WHIO	7 WONE	7 WHIO	7 WBLZ	7 WVUD	7 WJAI
8 WYMJ	8 WPFB	8 WAVI	8 WVUD	8 WAVI	8 WDAO
9 WONE	9 WHIO-FM	9 WYMJ	9 WHIO	9 WJAI	9 WBLZ
10 WSKS	10 WHIO	10 WPFB	10 WPFB	10 WBZI	10 WAVI

Format Reach

A/C	29.7
AOR	13.6
BBnd	6.4
Blk/Urbn	10.5
BM/Easy	10.4
Ctry	9.2
Misc	11.3
Rel	2.2
Talk	6.7

Denver-Boulder #23



SPRING '82	FALL '82	WINTER '83	SPRING '83	12+ AOH METHO RANK	STATION	FORMAT	CUME RANK	12-17 RANK	18-34 RANK	18-49 RANK	25-54 RANK	TURNOVER/ AVG MINS LISTENED	NATIONAL REP FIRM	NETWORK	12+ BIRCH SHARE
7.8	9.5	8.9	9.4	1	KOSI	fm BM	2	9	10	2	1	12/92	RAR		5.9
7.2	5.5	6.4	6.7	2	KBPI	fm AOR	1	2	1	1	4	18/61	SELCOM		7.2
5.6	6.6	6.0	6.0	3	KOA	am Talk	6	16	16	13	5	16/67	KATZ	CBS	6.3
4.5	3.9	5.7	6.0	3	KYGO	fm Ctry	8	6	8	4	2	14/80	BLAIR		5.7
6.2	5.9	5.3	5.6	5	KAZY	fm AOR	3	1	4	9	16	19/57	McGAVREN	NBC-S	6.8
4.8	5.0	6.1	5.4	6	KOAQ	fm CHR	5	5	2	3	11	19/56	KATZ		6.7
5.4	4.5	4.9	5.3	7	KIMN	am CHR	4	4	6	5	3	20/54	BLAIR	ABC-C	5.3
4.4	3.5	4.2	5.0	8	KEZW	am BBnd	13	28	23	18	14	11/100	CHRISTAL	MBS	3.6
5.9	4.7	5.3	4.6	9	KPPL	fm A/C	9	7	5	6	7	17/62	MMR	RKO-1	4.2
5.0	4.4	4.0	4.3	10	KHOW	am A/C	10	14	11	10	6	17/62	EASTMAN	RKO-1	3.5
4.2	5.9	5.3	4.3	10	KLIR	fm A/C	7	8	7	7	9	20/55	CHRISTAL		4.1
5.1	3.2	4.4	4.3	10	KLZ	am Ctry	11	12	17	11	10	17/65	McGAVREN	ABC-E	4.8
3.5	3.7	3.3	4.1	13	KVOD	fm Clas	15	15	14	12	8	13/85	CMBS		3.0
3.1	4.2	3.7	3.7	14	KBCO	fm AOR	14	11	3	8	12	15/75	MASLA		5.1
5.8	3.9	3.5	3.1	15	KPKE	fm AOR	12	3	9	14	18	19/58	HILLIER		7.4
--	2.7	1.7	2.3	16	KRZN	am Gold	16	18	12	15	13	20/55	W & P		1.6
1.8	1.4	1.9	1.8	17	KBRQ-FM	Ctry	19	13	15	16	15	17/63	TORBET	ABC-E	1.8
0.9	2.6	1.9	1.8	17	KNUS	am N/T	17	23	25	22	19	19/57	SELCOM	ABC-I	1.4
2.0	1.9	1.5	1.6	19	KDEN	am News	18	21	28	29	26	20/55	SAVALLI	NBC	1.8
0.8	1.2	1.5	1.3	20	KTCL	fm AOR	23	25	13	17	17	13/82	PRO RADIO		1.2
2.9	1.7	1.5	1.2	21	KDKO	am Urbn	24	10	18	19	23	12/87	ROSLIN	SHRDN	1.9

Demographic Rank

Men 18-34	Women 18-34	Men 18-49	Women 18-49	Men 25-54	Women 25-54
1 KBPI	1 KOAQ	1 KBPI	1 KOAQ	1 KOSI	1 KOSI
2 KBCO	2 KBPI	2 KOSI	2 KIMN	2 KOA	2 KIMN
3 KAZY	3 KPPL	3 KBCO	3 KOSI	3 KBPI	3 KYGO
4 KOAQ	4 KIMN	4 KAZY	4 KPPL	4 KYGO	4 KVOD
5 KIMN	5 KLIR	5 KYGO	5 KYGO	5 KLZ	5 KHOW
6 KLIR	6 KYGO	6 KOA	6 KBPI	6 KBCO	6 KPPL
7 KPPL	7 KAZY	7 KLIR	7 KLIR	7 KHOW	7 KLIR
8 KPKE	8 KBCO	8 KPPL	8 KHOW	8 KIMN	8 KOAQ
9 KYGO	9 KOSI	9 KLZ	9 KVOD	9 KPPL	9 KBPI
10 KHOW	10 KPKE	10 KOAQ	10 KAZY	10 KLIR	10 KLZ

Format Reach

A/C	13.2
AOR	20.4
BBnd	5.0
Bik/Urbn	1.2
BM/Easy	9.4
CHR	10.7
Clas	4.1
Ctry	12.1
Gold	2.3
Misc	12.2
News	2.5
Talk	6.9

SPRING '82	SUMMER '82	FALL '82	WINTER '83	SPRING '83	12+ AOH METRO RANK	STATION	FORMAT	CUME RANK	12-17 RANK	18-34 RANK	18-49 RANK	25-54 RANK	TURNOVER/ AVG MINS LISTENED	NATIONAL REP FIRM	NETWORK	12+ BIRCH SHARE
10.8	11.2	9.3	9.1	8.8	1	WJR	am Misc	1	13	14	7	1	14/76	EASTMAN	NBC	10.6
2.8	3.2	6.6	6.1	7.0	2	WJOI	fm BM	7	30	13	9	2	11/101	CBS SPOT		3.9
3.0	6.6	5.1	5.7	6.3	3	WDRQ	fm Urbn	9	4	3	2	4	12/94	HILLIER		9.0
6.3	5.6	5.4	5.9	6.1	4	WRIF	fm AOR	3	3	1	1	12	17/65	BLAIR	ABC-R	6.5
5.6	4.0	5.6	4.4	5.5	5	WXYZ	am Talk	12	25	19	16	11	11/97	BLAIR	ABC-I	5.4
6.1	4.7	4.3	3.9	5.4	6	WLLZ	fm AOR	6	2	2	4	15	16/68	McGAVREN		6.7
5.9	4.6	5.5	5.5	4.8	7	WWJ	am News	5	20	17	14	10	18/59	CBS SPOT	CBS	3.3
3.8	3.5	4.7	4.0	4.7	8	WJLB	fm Blk	10	6	5	5	9	15/74	MASLA		5.6
5.1	6.1	4.8	6.1	4.7	8	WNIC-FM	A/C	4	8	4	3	3	19/57	RKO		4.4
--	--	4.9	4.0	4.5	10	WHYT	fm CHR	2	1	9	13	13	24/45	EASTMAN		5.0
2.2	2.6	3.5	3.5	3.7	11	WOMC	fm A/C	15	15	8	8	5	14/76	KATZ	RKO-2	2.7
3.7	4.8	3.9	4.3	3.6	12	WMJC	fm A/C	11	9	6	6	8	19/58	MMR	RKO-1	5.0
4.0	4.5	4.0	3.4	3.6	12	WWWW	fm Ctry	16	21	16	11	6	13/85	CHRISTAL	AP	3.0
3.3	4.0	2.8	3.5	3.5	14	WABX	fm CHR	8	5	7	12	18	21/51	SELCOM	NBC-S	4.9
3.1	3.0	2.8	4.0	3.3	15	WCZY	fm A/C	13	17	10	10	7	18/59	TORBET	CBS-R	3.8
3.1	3.0	2.5	2.9	2.4	16	WCXI	am Ctry	17	19	26	19	14	14/77	CBS-FM	MBS	2.1
2.3	2.6	2.9	2.0	2.2	17	CKLW	am CHR	14	11	11	15	19	24/45	CHRISTAL		1.8
--	1.7	2.2	1.3	1.8	18	WCXI-FM	Ctry	19	16	21	18	17	18/62	CBS-FM	ABC-E	2.5
2.4	2.7	1.7	2.2	1.8	18	WJZZ	fm Jazz	18	23	12	17	16	19/58	W & P		2.0
1.2	1.1	1.4	1.8	1.6	20	WQRS	fm Clas	23	28	27	23	21	15/71	CMBS		1.4
1.4	1.4	1.8	2.4	1.4	21	CKJY	fm BBnd	22	24	30	27	24	17/63	CHRISTAL		1.0
4.9	3.0	1.8	1.3	1.4	21	WGPR	fm Blk	20	10	18	22	23	22/49	R A LAZAR	SHRDN	0.8
0.7	0.5	0.8	1.0	1.2	23	WMUZ	fm Rel	28	7	22	24	22	11/100			0.7
1.0	1.2	1.6	1.7	1.1	24	WHND	am Gold	24	29	20	20	20	19/56	MMR	ABC-C	1.2
2.5	2.4	1.9	1.8	1.1	24	WLBS	fm Urbn	21	12	15	21	26	25/43	UNIREP		0.6

Continued on Page 96

HOT HITS DETROIT HOT HITS DETROIT HOT HITS DETROIT HOT HITS

WHYT 96 FM

Chicago #3

Continued from Page 86

Demographic Rank

Men 18-34	Women 18-34	Men 18-49	Women 18-49	Men 25-54	Women 25-54
1 WXRT	1 WICI	1 WXRT	1 WICI	1 WGN	1 WGN
2 WLS-FM	2 WBMX	2 WLS-FM	2 WBMX	2 WXRT	2 WICI
3 WMET	3 WFYR	3 WCLR	3 WCLR	3 WBBM	3 WCLR
4 WLUP	4 WKQX	4 WICI	4 WOJO	4 WCLR	4 WOJO
5 WICI	5 WCLR	5 WMET	5 WKQX	5 WLS	5 WLOO
6 WBMX	6 WLS	6 WLS	6 WFYR	6 WLOO	6 WBMX
7 WLS	7 WBBM-FM	7 WLUP	7 WLS	7 WLS-FM	7 WLS
8 WCLR	8 WOJO	8 WBMX	8 WBBM-FM	8 WMAQ	8 WFYR
9 WJPC	9 WXRT	9 WGN	9 WGN	9 WICI	9 WKQX
10 WFYR	10 WLS-FM	10 WBBM	10 WLOO	10 WBMX	10 WIND

Format Reach

A/C	6.4
AOR	9.9
BBnd	5.3
Blk/Urbn	13.3
BM/Easy	7.8
CHR	14.8
Clas	1.9
Ctry	7.1
Misc	12.7
News	5.0
Span	2.8
Talk	13.0

Dallas-Ft. Worth #10

Continued from Page 92

Demographic Rank

Men 18-34	Women 18-34	Men 18-49	Women 18-49	Men 25-54	Women 25-54
1 KZEW	1 KVIL-FM	1 KSCS	1 KVIL-FM	1 KSCS	1 KVIL-FM
2 KTXQ	2 KAFM	2 KZEW	2 KPLX	2 KPLX	2 KSCS
3 KEGF	3 KKDA-FM	3 KPLX	3 KSCS	3 WBAP	3 KPLX
4 KPLX	4 KZEW	4 KEGF	4 KKDA-FM	4 KVIL-FM	4 KMEZ-FM
5 KSCS	5 KPLX	5 KVIL-FM	5 KAFM	5 KRLD	5 KKDA-FM
6 KKDA-FM	6 KMGC	6 KTXQ	6 KMGC	6 KZEW	6 KMGC
7 KVIL-FM	7 KEGF	7 WBAP	7 KMEZ-FM	7 KMEZ-FM	7 KRLD
8 KAFM	8 KTXQ	8 KRLD	8 KZEW	8 KEGF	8 WBAP
9 KNOK-FM	9 KNOK-FM	9 KKDA-FM	9 KLVU	9 KKDA-FM	9 KLVU
10 WBAP	10 KLVU	10 KNOK-FM	10 KEGF	10 KNOK-FM	10 KOAX

Format Reach

A/C	13.0
AOR	14.7
BBnd	1.7
Blk/Urbn	11.0
BM/Easy	9.7
CHR	4.5
Clas	1.3
Ctry	18.9
Gold	3.3
Misc	9.6
News	7.8
Rel	1.6
Span	1.6
Talk	1.3

Detroit #6

Continued from Page 95

Demographic Rank

Men 18-34	Women 18-34	Men 18-49	Women 18-49	Men 25-54	Women 25-54
1 WRIF	1 WDRQ	1 WRIF	1 WDRQ	1 WJR	1 WJR
2 WLLZ	2 WNIC-FM	2 WLLZ	2 WNIC-FM	2 WNIC-FM	2 WDRQ
3 WJLB	3 WMJC	3 WNIC-FM	3 WMJC	3 WJOI	3 WOMC
4 WDRQ	4 WJLB	4 WJLB	4 WJLB	4 WWWW	4 WJOI
5 WABX	5 WLLZ	5 WDRQ	5 WOMC	5 WWJ	5 WNIC-FM
6 WNIC-FM	6 WOMC	6 WJR	6 WCZY	6 WRIF	6 WCZY
7 WHYT	7 WRIF	7 WABX	7 WJR	7 WDRQ	7 WMJC
8 WMJC	8 WCZY	8 WJOI	8 WJOI	8 WJLB	8 WJLB
9 WJZZ	9 WHYT	9 WWWW	9 WLLZ	9 WMJC	9 WWWW
10 CKLW	10 WABX	10 WHYT	10 WWWW	10 WCZY	10 WXYZ

Format Reach

A/C	15.3
AOR	11.5
BBnd	1.4
Blk/Urbn	13.5
BM/Easy	7.0
CHR	10.2
Clas	1.6
Ctry	7.8
Gold	1.1
Jazz	1.8
Misc	17.3
News	4.8
Rel	1.2
Talk	5.5

Greensboro-Winston Salem-High Point #46

1983 R&R RATINGS REPORT/Vol. II • 97

SPRING '82	FALL '82	SPRING '83	12+ Adu MCHU RANK	STATION	FORMAT	CUME RANK	12-17 RANK	18-34 RANK	18-49 RANK	25-54 RANK	TURNOVER/AVG MINS LISTENED	NATIONAL REP FIRM	NETWORK	12+ BIRCH SHARE
15.6	14.9	16.1	1	WTQR fm	Ctry	1	6	2	1	1	10/113	McGAVREN		16.2
7.8	8.8	9.2	2	WQMG fm	Blk	7	2	1	2	2	8/135	HILLIER	CBS-R	7.5
10.8	5.9	7.4	3	WSEZ fm	CHR	2	1	3	3	5	14/79	TORBET	RKO-1	8.1
7.4	8.3	7.1	4	WGLD fm	BM	3	13	10	5	3	12/88	BLAIR		6.4
5.5	5.4	5.8	5	WSJS am	A/C	5	11	8	6	6	15/72	McGAVREN	NBC	5.2
6.8	6.5	5.4	6	WRQK fm	CHR	4	8	4	4	4	16/67	CHRISTAL	MBS	4.9
--	--	3.6	7	WMAG fm	A/C	8	9	5	7	8	14/79	MMR	ABC-F	5.5
4.0	3.7	3.5	8	WAAA am	Blk	13	12	12	8	7	9/124	PRO RADIO	NBN	1.9
9.2	6.1	3.4	9	WKZL fm	AOR	6	3	7	10	11	22/49	KATZ	ABC-R	11.0
3.0	2.6	3.3	10	WBIG am	BBnd	9	21	22	16	12	12/94	EASTMAN	CBS	3.2
2.4	2.6	3.3	10	WEAL am	Blk	10	5	11	11	10	12/94	HILLIER	SHRDN	2.0
--	3.3	3.2	12	WDCG fm	CHR	11	4	6	9	17	11/99	TORBET		6.4
2.1	3.2	3.1	13	WAIR am	Blk	12	7	9	12	15	11/99	TORBET		3.5
2.6	1.8	2.5	14	WMFR am	A/C	14	28	17	22	13	10/106	MMR	ABC-E	0.3
1.9	2.7	2.1	15	WPET am	Rel	19	14	16	13	9	9/120	CHRISTAL		1.5
1.3	1.4	1.8	16	WHPE fm	Rel	18	27	27	17	16	11/99			1.8
2.1	1.1	1.5	17	WWMO fm	Rel	16	26	24	14	14	15/73			1.5
0.7	0.9	1.0	18	WSMX am	Ctry	27	20	21	19	19	9/118		ABC-I	0.4
1.2	--	1.0	18	WSOC-FM	Ctry	24	22	18	15	20	10/104	CHRISTAL	MBS	0.3
0.7	1.1	1.0	18	WTOB am	A/C	15	15	19	25	28	21/51	SAVALLI	CBS	1.3

Demographic Rank

Men 18-34	Women 18-34	Men 18-49	Women 18-49	Men 25-54	Women 25-54
1 WQMG	1 WTQR	1 WTQR	1 WTQR	1 WTQR	1 WTQR
2 WTQR	2 WQMG	2 WQMG	2 WQMG	2 WRQK	2 WGLD
3 WRQK	3 WSEZ	3 WRQK	3 WSEZ	3 WSEZ	3 WQMG
4 WSEZ	4 WRQK	4 WSEZ	4 WGLD	4 WSJS	4 WRQK
5 WSJS	5 WMAG	5 WSJS	5 WRQK	5 WQMG	5 WSEZ
6 WMAG	6 WGLD	6 WMAG	6 WMAG	6 WGLD	6 WMAG
7 WDCG	7 WAIR	7 WGLD	7 WAAA	7 WAAA	7 WSJS
8 WKZL	8 WAAA	8 WKZL	8 WAIR	8 WKZL	8 WAAA
9 WEAL	9 WDCG	9 WDCG	9 WEAL	9 WMAG	9 WPET
10 WAIR	10 WKZL	10 WAAA	10 WSJS	10 WBIG	10 WEAL

Format Reach

A/C	12.9
AOR	3.4
BBnd	3.3
Blk/Urbn	19.1
BM/Easy	7.1
CHR	16.0
Ctry	18.1
Misc	14.7
Rel	5.4

Hartford-New Britain #40



SPRING '82	FALL '82	SPRING '83	12+ AOH METRO RANK	STATION	FORMAT	CUME RANK	12-17 RANK	18-34 RANK	18-49 RANK	25-54 RANK	TURNOVER/AVG MINS LISTENED	NATIONAL REP FIRM	NETWORK	12+ BIRCH SHARE
21.7	21.1	19.7	1	WTIC am	A/C	1	9	6	2	1	11/96	KATZ	NBC	20.9
6.9	11.1	12.5	2	WTIC-FM	CHR	2	1	1	1	2	12/87	KATZ		15.2
7.5	6.4	11.6	3	WRCH fm	BM	3	19	11	5	3	10/103	CHRISTAL	ABC-E	5.4
6.9	5.4	5.8	4	WHCN fm	AOR	5	3	2	3	8	16/68	MASLA	ABC-R	8.8
4.4	6.0	4.7	5	WKSS fm	BM	9	11	15	11	10	17/64	BLAIR		5.0
5.0	5.9	4.4	6	WCCC-FM	AOR	6	2	3	7	11	20/54	SELCOM	NBC-S	7.0
3.2	4.2	4.4	6	WDRG-FM	A/C	4	4	5	6	6	21/52	McGAVREN		4.6
3.9	3.1	4.3	8	WIOF fm	A/C	7	12	4	4	4	17/63	TORBET	CBS-R	2.5
3.7	5.0	3.6	9	WRCQ am	BBnd	12	15	20	12	9	13/85	CHRISTAL	ABC-D	2.3
3.1	3.3	3.0	10	WDRG am	A/C	8	10	8	9	7	25/44	McGAVREN		4.6
5.0	3.8	2.9	11	WPOP am	News	10	23	16	16	13	23/47	TORBET	CBS	4.0
4.5	3.2	2.7	12	WWYZ fm	A/C	13	22	7	8	5	16/66	CBS-FM	RKO-1	2.7
3.3	2.0	2.2	13	WKND am	Blk	16	7	10	10	12	8/132	ROSLIN	NBN	0.9
1.6	2.0	1.6	14	WAQY fm	AOR	11	5	13	15	19	30/36	EASTMAN	ABC-C	1.7
1.0	1.1	1.4	15	WPLR fm	AOR	14	6	9	13	15	25/43	CHRISTAL		2.3
1.8	1.7	1.1	16	WKCI fm	CHR	15	13	12	14	14	27/40	McGAVREN		1.0
1.5	0.7	1.0	17	WMLB am	Ctry	22	16	21	19	17	14/76		MBS	0.3

Demographic Rank

Men 18-34	Women 18-34	Men 18-49	Women 18-49	Men 25-54	Women 25-54
1 WTIC-FM	1 WTIC-FM	1 WTIC-FM	1 WTIC-FM	1 WTIC	1 WTIC
2 WHCN	2 WDRG-FM	2 WTIC	2 WTIC	2 WTIC-FM	2 WTIC-FM
3 WCCC-FM	3 WHCN	3 WHCN	3 WIOF	3 WRCH	3 WRCH
4 WIOF	4 WIOF	4 WCCC-FM	4 WRCH	4 WIOF	4 WIOF
5 WTIC	5 WTIC	5 WRCH	5 WDRG-FM	5 WDRG-FM	5 WWYZ
6 WDRG-FM	6 WWYZ	6 WIOF	6 WHCN	6 WWYZ	6 WKSS
7 WWYZ	7 WDRG	7 WDRG-FM	7 WDRG	7 WDRG	7 WRCQ
8 WPLR	8 WCCC-FM	8 WWYZ	8 WWYZ	8 WCCC-FM	8 WDRG
9 WDRG	9 WKND	9 WDRG	9 WKSS	9 WHCN	9 WHCN
10 WRCH	10 WRCH	10 WPLR	10 WKND	10 WRCQ	10 WDRG-FM

Format Reach

A/C	34.1
AOR	13.2
BBnd	3.6
Blk/Urbn	2.2
BM/Easy	16.3
CHR	13.6
Ctry	1.0
Misc	13.1
News	2.9

SPRING '82	FALL '82	SPRING '83	12+ AOH METRO RANK	STATION	FORMAT	CUME RANK	12-17 RANK	18-34 RANK	18-49 RANK	25-54 RANK	TURNOVER/ AVG. MINS LISTENED	NATIONAL REP FIRM	NETWORK
8.1	8.7	9.9	1	KQMQ fm	CHR	2	1	2	1	9	14/79	SELCOM	RKO-1
--	7.9	9.1	2	KPOI-FM	AOR	6	2	1	2	10	11/95	RKO	
10.1	8.1	9.0	3	KSSK am	A/C	3	9	7	7	1	15/72	EASTMAN	
6.3	6.9	7.9	4	KULA fm	AOR	4	3	3	3	6	14/77	EASTMAN	
8.0	8.3	7.6	5	KUMU-FM	BM	8	7	8	8	4	12/91	TORBET	
9.2	8.3	7.1	6	KIKI am	CHR	1	4	4	5	5	22/50	MASLA	ABC-C
7.7	6.3	6.3	7	KKUA am	A/C	5	6	5	6	3	17/64	SELCOM	RKO-1
4.8	5.6	6.0	8	KMAI fm	Misc	9	8	6	4	2	12/89	MASLA	
8.6	4.6	5.4	9	KCCN am	Misc	10	5	9	9	7	13/86	LOTUS	
4.4	5.0	5.2	10	KHVH am	News	7	11	14	11	11	18/59	HILLIER	ABC-E
3.4	4.7	3.9	11	KDEO am	Ctry	11	17	10	10	8	14/78	MASLA	MBS
2.9	3.0	2.9	12	KUMU am	BM	12	18	15	12	12	16/67	TORBET	
1.7	1.5	2.6	13	KOHO am	Misc	19	12	24	23	21	8/137		
2.7	3.6	2.5	14	KORL am	BBnd	14	23	19	15	14	17/65	CHRISTAL	ABC-I
1.7	4.7	2.4	15	KGU am	N/T	13	19	20	19	15	19/57	BLAIR	CBS
--	--	2.1	16	KZHI am	Talk	15	20	22	17	16	13/84	P & W	UPI
0.4	0.9	1.4	17	KAIM am	Rel	18	16	13	16	19	16/70		
1.7	1.2	1.3	18	KSHO fm	Jazz	17	15	11	13	13	18/60	UNIREP	

Demographic Rank

Men 18-34	Women 18-34	Men 18-49	Women 18-49	Men 25-54	Women 25-54
1 KPOI-FM	1 KKUA	1 KPOI-FM	1 KMAI	1 KSSK	1 KKUA
2 KQMQ	2 KMAI	2 KULA	2 KKUA	2 KULA	2 KMAI
3 KULA	3 KIKI	3 KQMQ	3 KIKI	3 KPOI-FM	3 KSSK
4 KIKI	4 KQMQ	4 KSSK	4 KQMQ	4 KMAI	4 KUMU-FM
5 KKUA	5 KULA	5 KIKI	5 KUMU-FM	5 KKUA	5 KIKI
6 KMAI	6 KPOI-FM	6 KMAI	6 KSSK	6 KQMQ	6 KCCN
7 KSSK	7 KUMU-FM	7 KKUA	7 KULA	7 KHVH	7 KDEO
8 KCCN	8 KSSK	8 KCCN	8 KPOI-FM	8 KIKI	8 KQMQ
9 KSHO	9 KDEO	9 KDEO	9 KCCN	9 KDEO	9 KUMU
10 KUMU-FM	10 KCCN	10 KHVH	10 KDEO	10 KCCN	10 KULA

Format Reach

A/C	15.3
AOR	17.0
BBnd	2.5
BM/Easy	10.5
CHR	17.0
Ctry	3.9
Jazz	1.3
Misc	21.4
News	6.4
Rel	1.4
Talk	3.3

Houston-Galveston #8

R&R

SPRING '82	SUMMER '82	FALL '82	WINTER '83	SPRING '83	12+ ACH METRO RANK	STATION	FORMAT	CUME RANK	12-17 RANK	18-34 RANK	18-49 RANK	25-54 RANK	TURNOVER/ AVG. MINS LISTENED	NATIONAL REP FIRM	NETWORK	12+ BIRCH SHARE
4.2	3.8	4.7	7.6	7.5	1	KODA fm	BM	5	12	10	6	3	11/97	RAR		5.7
3.5	3.4	4.1	4.2	7.3	2	KSRR fm	AOR	6	2	1	1	8	11/95	HILLIER	ABC-R	7.8
8.8	8.6	6.6	7.5	7.2	3	KIKK-FM	Ctry	1	7	7	3	2	13/82	TORBET		8.3
9.1	8.6	7.9	7.6	6.9	4	KMJQ fm	Urbn	7	3	3	4	4	11/95	McGAVREN		6.6
7.5	6.7	5.4	5.2	6.0	5	KILT-FM	Ctry	2	8	8	7	5	15/74	BLAIR		5.7
6.5	7.7	6.0	6.7	5.9	6	KFMK fm	A/C	9	10	2	2	1	12/92	SELCOM		5.8
3.3	3.9	2.9	3.1	5.4	7	KQUE fm	A/C	14	17	17	12	7	9/125	MMR	ABC-E	3.6
--	--	--	4.8	5.3	8	KKBQ-FM	CHR	3	1	9	10	10	16/66	EASTMAN		8.0
6.5	6.9	6.9	6.0	4.9	9	KLOL fm	AOR	8	4	4	8	13	15/72	CHRISTAL	CBS-R	6.8
5.7	5.6	5.0	4.6	4.9	9	KRBE-FM	A/C	4	9	5	5	6	17/63	KATZ		4.3
4.7	4.9	5.4	5.0	4.5	11	KTRH am	Talk	11	19	18	14	11	14/80	CHRISTAL	CBS	4.0
6.5	7.0	7.1	4.5	4.2	12	KRLY fm	Urbn	10	6	6	9	9	16/70	MASLA	CBS-R	4.7
4.6	4.2	3.9	4.3	3.6	13	KPRC am	News	12	25	21	16	14	15/73	CBS SPOT	NBC	3.0
2.4	3.3	2.9	3.1	2.9	14	KILT am	Ctry	15	11	11	11	12	15/74	BLAIR		1.9
--	2.1	5.3	4.0	2.4	15	KKBQ am	CHR	13	5	12	13	15	21/51	EASTMAN	RKO-1	5.0
1.4	1.3	1.8	2.0	1.8	16	KLEF fm	Clas	16	28	19	22	18	15/72	CMBS		3.4
1.5	0.5	--	1.4	1.6	17	KEYH am	Span	26	20	13	15	20	9/127	LOTUS		0.6
1.5	1.4	0.9	1.4	1.4	18	KIKK am	Ctry	18	22	24	20	16	16/69	TORBET		2.0
1.6	1.3	1.0	1.3	1.3	19	KLVL am	Span	25	21	15	19	22	12/94	NATL TIME		1.0
0.5	0.5	0.5	0.8	1.2	20	KNUZ am	Gold	20	23	22	21	17	14/77	MMR	ABC-D	0.9
1.3	1.3	2.0	2.6	1.2	20	KXYZ am	Span	24	24	14	17	21	13/83	P-W RADIO		1.2
0.9	1.1	3.1	1.3	1.1	22	KLAT am	Span	22	27	16	18	19	14/76	CABALLERO		1.5
1.9	2.3	1.1	0.6	1.1	22	KRBE am	A/C	17	15	29	26	24	24/45	KATZ	ABC-I	0.2
0.8	0.9	0.9	0.7	1.0	24	KGOL-FM	Rel	23	29	23	23	23	16/68		UPI	1.3

Continued on Page 106

The Rock of the 80's

97 Rock

An abc owned radio station

KSRR HOUSTON

93FM

79Q

KKBQ

KKBQ • FM KKBQ • AM

Together

Contemporary hit radio for Houston

Find out more from Eastman.



HARTE-HANKS RADIO

Indianapolis #36

R&R

SPRING '82	FALL '82	SPRING '83	12+ AOH METRO RANK	STATION	FORMAT	CUME RANK	12-17 RANK	18-34 RANK	18-49 RANK	25-54 RANK	TURNOVER/ AVG. MINS LISTENED	NATIONAL REP FIRM	NETWORK	12+ BIRCH SHARE
14.3	11.1	14.3	1	WIBC	am	A/C	1	7	6	1	1	13/84	BLAIR	16.3
11.0	9.2	9.7	2	WTLC	fm	Urbn	9	3	2	3	4	8/128	MCGAVREN	8.1
11.8	9.0	9.7	2	WXTZ	fm	BM	5	13	9	8	5	10/104	EASTMAN	6.8
--	--	9.6	4	WZPL	fm	CHR	2	1	3	6	10	13/81	HILLIER	13.3
8.8	7.4	9.1	5	WFBQ	fm	AOR	4	2	1	4	9	11/95	KATZ	12.5
7.9	12.5	8.5	6	WFMS	fm	Ctry	6	5	7	5	3	11/95	TORBET	9.6
8.1	10.5	7.7	7	WENS	fm	A/C	3	8	4	2	2	14/79	CBS-FM	7.3
8.6	8.8	6.5	8	WIRE	am	Ctry	8	9	10	9	7	13/85	EASTMAN	5.2
5.2	5.8	5.6	9	WNAP	fm	CHR	7	4	5	7	6	16/69	BLAIR	5.1
2.1	1.5	3.2	10	WNDE	am	A/C	10	11	8	10	8	16/69	KATZ	2.3
3.4	2.2	2.0	11	WIFE	am	N/T	12	17	15	14	11	12/88	SELCOM	1.4
2.6	2.1	1.5	12	WATI	am	BM	13	16	18	17	14	13/85	MASLA	0.8
0.5	1.5	1.5	12	WGRT	fm	Urbn	11	6	11	11	15	17/64	W & P	1.0
1.3	1.2	1.2	14	WGTC	fm	Ctry	15	10	13	13	12	15/73	PRO RADIO	0.6
0.5	0.4	1.1	15	WBRI	am	Rel	14	12	17	15	16	17/66		0.5

Demographic Rank

Men 18-34	Women 18-34	Men 18-49	Women 18-49	Men 25-54	Women 25-54
1 WFBQ	1 WTLC	1 WFBQ	1 WIBC	1 WIBC	1 WIBC
2 WZPL	2 WENS	2 WIBC	2 WENS	2 WENS	2 WENS
3 WTLC	3 WZPL	3 WZPL	3 WTLC	3 WFMS	3 WFMS
4 WIBC	4 WNAP	4 WENS	4 WFMS	4 WNAP	4 WTLC
5 WNAP	5 WIBC	5 WFMS	5 WZPL	5 WTLC	5 WXTZ
6 WFMS	6 WFBQ	6 WTLC	6 WNAP	6 WNDE	6 WNAP
7 WENS	7 WFMS	7 WNAP	7 WFBQ	7 WIRE	7 WIRE
8 WNDE	8 WXTZ	8 WIRE	8 WXTZ	8 WFBQ	8 WNDE
9 WXTZ	9 WNDE	9 WNDE	9 WIRE	9 WXTZ	9 WFBQ
10 WIRE	10 WIRE	10 WXTZ	10 WNDE	10 WZPL	10 WZPL

Format Reach

A/C	25.2
AOR	9.1
Blk/Urbn	11.2
BM/Easy	11.2
CHR	15.2
Ctry	16.2
Misc	8.8
News	1.0
Rel	1.1
Talk	1.0

Indy's New
Apple.
99 1/2 F.M.WZPL Indianapolis "Indy's Apple."
H&W Communications, Inc.

SPRING '82	FALL '82	WINTER '83	SPRING '83	12+ AOH METRO RANK	STATION	FORMAT	CUME RANK	12-17 RANK	18-34 RANK	18-49 RANK	25-54 RANK	TURNOVER/ AVG. MINS LISTENED	NATIONAL REP FIRM	NETWORK	12+ BIRCH SHARE
10.3	12.5	11.4	10.9	1	WDAF	am Ctry	3	7	6	2	1	12/90	KATZ	ABC-E	10.8
8.7	8.8	9.9	8.6	2	KBEQ	fm CHR	2	1	1	3	10	16/70	EASTMAN	ABC-C	11.2
6.9	5.7	5.6	8.6	2	KCMO	am N/T	1	11	14	9	3	16/68	MMR	MBS	7.4
--	5.4	6.3	7.0	4	KLSI	fm A/C	5	8	2	1	2	14/78	SELCOM		6.5
6.7	3.9	6.2	6.1	5	KFKF	fm Ctry	8	6	9	6	4	14/77	McGAVREN		5.8
9.6	5.2	6.6	6.0	6	KYYS	fm AOR	7	4	3	5	12	15/72	KATZ	NBC-S	8.3
7.5	7.4	4.9	5.7	7	KPRS	fm Blk	14	3	5	7	8	9/121	HILLIER	NBN	6.2
4.4	5.6	5.1	5.5	8	KCEZ	fm BM	9	13	11	12	11	14/75	MMR		5.2
6.7	4.3	4.4	5.3	9	KUDL	fm A/C	6	9	4	4	7	18/61	CHRISTAL	AP	5.5
6.7	4.8	6.0	4.9	10	KMBR	fm BM	10	14	12	10	6	15/72	TORBET		3.5
9.1	6.2	4.6	4.9	10	KMBZ	am A/C	12	16	13	11	9	14/78	TORBET	ABC-D	4.0
4.0	4.2	4.3	4.5	12	KJLA	am BBnd	15	18	16	15	13	11/102	LOTUS	ABC-I	3.4
6.4	5.0	4.4	4.1	13	WHB	am A/C	4	10	7	8	5	24/45	BLAIR	NBC	3.3
1.2	4.4	4.1	3.8	14	KKCI-FM	AOR	11	2	8	13	14	18/59	CBS-FM	CBS-R	7.4
--	0.6	2.1	2.9	15	KZZC	fm CHR	13	5	10	14	15	21/51	HILLIER		2.7
2.6	2.9	2.1	1.8	16	KPRT	am Rel	16	25	15	16	16	12/87	HILLIER	MBS	0.2

Demographic Rank

Men 18-34	Women 18-34	Men 18-49	Women 18-49	Men 25-54	Women 25-54
1 KYYS	1 KLSI	1 WDAF	1 KLSI	1 WDAF	1 KLSI
2 KBEQ	2 KBEQ	2 KYYS	2 KUDL	2 KCMO	2 WDAF
3 KLSI	3 KUDL	3 KLSI	3 KBEQ	3 KFKF	3 KUDL
4 KKCI-FM	4 KPRS	4 KBEQ	4 WDAF	4 KLSI	4 KMBR
5 WDAF	5 KYYS	5 KFKF	5 KPRS	5 KYYS	5 WHB
6 KZZC	6 WDAF	6 KCMO	6 WHB	6 WHB	6 KMBZ
7 KUDL	7 WHB	7 WHB	7 KFKF	7 KBEQ	7 KPRS
8 WHB	8 KFKF	8 KUDL	8 KMBR	8 KMBR	8 KCMO
9 KFKF	9 KZZC	9 KKCI-FM	9 KYYS	9 KUDL	9 KFKF
10 KCEZ	10 KKCI-FM	10 KCEZ	10 KMBZ	10 KJLA	10 KCEZ

Format Reach

A/C	21.3
AOR	9.8
Blk/Urbn	5.7
BM/Easy	14.9
CHR	11.5
Ctry	17.0
Misc	9.4
News	4.3
Rel	1.8
Talk	4.3

Los Angeles #2

R&R

SPRING '82	SUMMER '82	FALL '82	WINTER '83	SPRING '83	12+ AOH METRO RANK	STATION	FORMAT	CUME RANK	12-17 RANK	18-34 RANK	18-49 RANK	25-54 RANK	TURNOVER/ AVG MINS LISTENED	NATIONAL REP FIRM	NETWORK	12+ BIRCH SHARE
6.7	8.6	5.6	6.2	7.6	1	KABC	am Talk	1	15	10	6	2	13/82	KATZ	ABC-I	7.6
5.0	4.0	5.1	5.3	6.1	2	KBIG	fm Easy	5	22	11	3	1	11/95	TORBET		3.0
3.9	3.3	4.4	4.7	6.0	3	KIIS	fm CHR	2	4	1	1	3	16/68	McGAVREN	ABC-C	6.6
3.7	3.7	3.9	4.6	4.4	4	KROQ-FM	AOR	7	1	3	5	25	14/77	ROSLIN		6.2
3.5	3.4	3.8	3.4	4.1	5	KJOI	fm BM	11	29	19	13	7	14/80	SELCOM		2.7
3.9	4.7	3.7	4.0	4.1	5	KLOS	fm AOR	4	2	2	2	16	17/63	KATZ	ABC-R	5.6
3.6	3.5	4.2	4.3	3.4	7	KFWB	am News	3	30	29	24	13	22/49	RAR	NBC	3.4
4.0	3.4	3.7	3.0	3.2	8	KMET	fm AOR	8	3	4	7	15	19/57	EASTMAN		5.0
3.5	2.7	3.7	3.7	3.1	9	KNX	am News	6	23	33	29	19	20/53	CBS SPOT	CBS	3.6
3.2	3.2	2.6	3.5	3.0	10	KRTH	fm CHR	9	12	5	4	4	19/56	RKO	RKO-1	2.4
3.7	4.1	3.1	2.6	2.8	11	KIQQ	fm CHR	10	5	9	10	11	21/52	SELCOM		2.7
2.4	2.6	2.8	2.6	2.8	11	KMPC	am Easy	12	26	34	27	9	19/58	MMR		2.4
2.4	2.0	2.4	2.8	2.6	13	KOST	fm A/C	13	20	7	8	6	18/61	CHRISTAL		2.1
2.6	3.1	2.0	2.1	2.5	14	KPRZ	am BBnd	22	38	40	32	21	13/87	McGAVREN	MBS	1.8
3.5	3.0	2.9	2.7	2.3	15	KHTZ	fm A/C	15	21	6	9	5	18/59	SELCOM	RKO-2	3.3
2.1	1.9	2.4	2.1	2.0	16	KLAC	am Ctry	16	25	25	18	14	19/56	EASTMAN	ABC-D	1.4
2.1	1.6	2.1	2.3	2.0	16	KZLA-FM	Ctry	20	24	16	14	8	16/69	BLAIR		2.2
1.2	1.5	1.9	1.3	1.8	18	KALI	am Span	34	10	15	17	23	10/104	MASLA		4.0
1.9	1.7	1.4	1.6	1.9	18	KUTE	fm Urbn	17	8	8	11	27	20/53	MASLA		2.6
2.5	1.7	2.3	1.6	1.8	20	KFI	am CHR	14	17	12	12	12	24/45	CHRISTAL	ABC-E	1.8
1.9	1.9	2.2	2.0	1.8	20	KTNQ	am Span	33	19	26	19	18	11/96	CABALLERO		1.8
2.1	2.4	1.5	2.5	1.7	22	KRLA	am Gold	18	14	22	15	10	21/51	HILLIER		2.2
1.3	1.9	1.7	1.6	1.7	22	KWKW	am Span	35	42	27	21	17	11/96	LOTUS		2.6

Continued on Page 106

How to pick up an easy million.

KFWB ALL NEWS 98



What do you get when you have the hottest contemporary radio station in America and the great sounds of "the Music of Your Life" together in Los Angeles?



KIISFM 102.7
KPRZAM 1150

Represented Nationally by



M^cGAVREN GUILD RADIO
Tuned-in to tomorrow...today.

*Spring '83 Metro ARB; 12+; Mon.-Sun. 6A-12M

Houston-Galveston #8

Continued from Page 100

Demographic Rank

Men 18-34	Women 18-34	Men 18-49	Women 18-49	Men 25-54	Women 25-54
1 KSRR	1 KFMK	1 KSRR	1 KFMK	1 KIKK-FM	1 KFMK
2 KLOL	2 KMJQ	2 KIKK-FM	2 KMJQ	2 KILT-FM	2 KODA
3 KMJQ	3 KSRR	3 KLOL	3 KODA	3 KRBE-FM	3 KIKK-FM
4 KRBE-FM	4 KRLY	4 KMJQ	4 KIKK-FM	4 KODA	4 KMJQ
5 KIKK-FM	5 KRBE-FM	5 KRBE-FM	5 KRBE-FM	5 KSRR	5 KILT-FM
6 KFMK	6 KKBQ	6 KILT-FM	6 KSRR	6 KFMK	6 KRBE-FM
7 KILT-FM	7 KILT-FM	7 KFMK	7 KILT-FM	7 KMJQ	7 KRLY
8 KKBQ	8 KIKK-FM	8 KRLY	8 KRLY	8 KQUE	8 KQUE
9 KRLY	9 KODA	9 KKBQ	9 KKBQ	9 KTRH	9 KKBQ
10 KKBQ	10 KLOL	10 KODA	10 KILT	10 KLOL	10 KILT

Format Reach

A/C	17.3
AOR	12.2
Blk/Urbn	11.1
BM/Easy	7.5
CHR	7.7
Clas	1.8
Ctry	17.5
Gold	1.2
Misc	9.4
News	3.6
Rel	1.0
Span	5.2
Talk	4.5

Los Angeles #2

Continued from Page 104

SPRING '82	SUMMER '82	FALL '82	WINTER '83	SPRING '83	12+ AOH METRO RANK	STATION	FORMAT	CUME RANK	12-17 RANK	18-34 RANK	18-49 RANK	25-54 RANK	TURNOVER/ AVG MINS LISTENED	NATIONAL REP FIRM	NETWORK	12+ BIRCH SHARE
1.9	1.6	2.1	1.5	1.6	24	KGFJ	am Blk	24	7	23	28	30	16/69	MASLA		1.2
1.2	1.5	1.3	1.7	1.4	25	KJLH	fm Blk	26	16	13	16	22	17/63	R A LAZAR		1.9
1.5	1.4	1.8	1.2	1.4	25	XTRA	am CHR	19	6	24	33	34	24/44	MMR		1.2
1.5	1.3	1.4	1.6	1.3	27	KACE	fm Blk	31	11	14	23	32	17/65	W & P		1.2
1.2	1.8	1.3	1.5	1.3	27	KKGO	fm Jazz	27	36	28	20	20	18/61	UNIREP	AP	1.3
1.3	1.2	1.4	1.9	1.3	27	KLVE	fm Span	28	28	20	26	24	17/63	CABALLERO		2.3
--	--	1.3	1.9	1.3	27	KMG	fm CHR	23	13	18	22	26	22/49	MASLA	CBS-R	1.2
1.1	1.7	1.2	1.1	1.3	27	KNOB	fm Easy	32	32	31	30	29	16/66	GROSKIN		1.1
2.2	1.6	2.5	1.4	1.2	32	KNX-FM	AOR	21	31	17	25	28	27/41	CBS-FM		1.5
1.5	1.3	1.0	1.0	1.1	33	KDAY	am Blk	30	9	21	31	33	20/54	W & P	NBN	0.9
1.0	1.3	0.8	1.0	1.0	34	KFAC-FM	Clas	25	35	38	36	31	25/43	McGAVREN	MBS	0.7

Demographic Rank

Men 18-34	Women 18-34	Men 18-49	Women 18-49	Men 25-54	Women 25-54
1 KLOS	1 KIIS	1 KLOS	1 KIIS	1 KABC	1 KBIG
2 KMET	2 KROQ-FM	2 KIIS	2 KBIG	2 KBIG	2 KIIS
3 KIIS	3 KOST	3 KMET	3 KOST	3 KIIS	3 KABC
4 KROQ-FM	4 KHTZ	4 KRTH	4 KROQ-FM	4 KRTH	4 KOST
5 KRTH	5 KRTH	5 KABC	5 KABC	5 KLOS	5 KHTZ
6 KHTZ	6 KLOS	6 KROQ-FM	6 KHTZ	6 KMET	6 KJOI
7 KUTE	7 KIQQ	7 KBIG	7 KRTH	7 KMPC	7 KRTH
8 KABC	8 KBIG	8 KHTZ	8 KALI	8 KHTZ	8 KIQQ
9 KJLH	9 KALI	9 KOST	9 KIQQ	9 KOST	9 KRLA
10 KIQQ	10 KUTE	10 KKGO	10 KJOI	10 KKGO	10 KZLA-FM

Format Reach

A/C	7.2
AOR	12.9
BBnd	2.5
Blk/Urbn	7.3
BM/Easy	14.3
CHR	16.3
Clas	1.0
Ctry	4.0
Gold	1.7
Jazz	1.3
Misc	10.8
News	6.5
Span	6.6
Talk	7.6

Louisville #41



SPRING '82	FALL '82	WINTER '83	SPRING '83	12+ ADH METRO RANK	STATION	FORMAT	CUME RANK	12-17 RANK	18-34 RANK	18-49 RANK	25-54 RANK	TURNOVER/ AVG MINS LISTENED	NATIONAL REP FIRM	NETWORK	12+ BIRCH SHARE
9.3	9.8	10.5	13.1	1	WLOU	am Blk	11	3	1	1	2	5/225	W & P	NBN	5.8
7.3	13.4	11.8	11.7	2	WAMZ	fm Ctry	2	6	3	2	1	10/109	CHRISTAL	ABC-E	11.8
9.0	9.4	10.5	8.6	3	WHAS	am A/C	1	11	9	5	4	17/62	CHRISTAL	CBS	9.6
8.4	9.6	8.7	8.5	4	WVEZ	fm BM	7	14	12	11	7	12/92	KATZ		5.7
7.9	7.8	9.4	8.1	5	WQMF	fm AOR	5	1	4	4	10	14/77	TORBET		15.4
8.1	7.2	5.9	7.7	6	WAVG	am A/C	3	17	8	10	5	15/72	EASTMAN	NBC	7.7
9.6	7.7	7.0	7.2	7	WRKA	fm A/C	4	5	2	3	3	16/69	BLAIR	ABC-D	7.3
6.3	4.7	6.3	5.6	8	WKJJ	fm A/C	6	4	5	6	6	18/59	MMR	CBS	6.5
7.2	6.0	6.1	4.7	9	WCII	am Ctry	10	8	10	9	8	17/62	MMR	MBS	6.2
5.8	4.9	6.2	4.5	10	WLRS	fm AOR	9	2	6	8	11	20/54	EASTMAN	NBC-S	7.6
7.0	5.7	4.2	4.4	11	WAKY	am Gold	8	7	7	7	9	22/50	KATZ	ABC-I	4.8
1.4	2.4	2.4	2.6	12	WXVW	am Easy	13	16	16	18	17	13/82	LOTUS	ABC-I	1.7
1.7	0.6	1.5	2.0	13	WDGS	am Rel	18	9	14	13	13	7/167			--
0.7	1.6	1.9	1.7	14	WJYL	fm A/C	12	10	11	12	12	24/46		ABC-F	1.4
1.3	0.8	--	1.5	15	WTMT	am Ctry	16	15	18	16	15	12/93	MASLA		1.2
3.3	1.6	1.5	1.1	16	WINN	am Ctry	14	12	15	15	14	23/47	McGAVREN		1.1
0.7	0.7	0.9	1.1	16	WXLN	fm Rel	15	13	13	14	16	17/63	RADIO SPT	ABC-C	1.6

Demographic Rank

Men 18-34	Women 18-34	Men 18-49	Women 18-49	Men 25-54	Women 25-54
1 WLOU	1 WLOU	1 WAMZ	1 WLOU	1 WAMZ	1 WLOU
2 WAMZ	2 WRKA	2 WLOU	2 WAMZ	2 WRKA	2 WAMZ
3 WQMF	3 WKJJ	3 WQMF	3 WRKA	3 WHAS	3 WHAS
4 WRKA	4 WAMZ	4 WRKA	4 WKJJ	4 WLOU	4 WRKA
5 WLRS	5 WQMF	5 WHAS	5 WHAS	5 WCII	5 WKJJ
6 WAKY	6 WAVG	6 WAKY	6 WQMF	6 WQMF	6 WAVG
7 WKJJ	7 WLRS	7 WLRS	7 WAVG	7 WAKY	7 WVEZ
8 WHAS	8 WAKY	8 WCII	8 WCII	8 WVEZ	8 WCII
9 WCII	9 WHAS	9 WAVG	9 WAKY	9 WAVG	9 WAKY
10 WAVG	10 WJYL	10 WKJJ	10 WVEZ	10 WLRS	10 WDGS

Format Reach

A/C	30.8
AOR	12.6
Blk/Urbn	13.1
BM/Easy	11.1
Ctry	19.0
Gold	4.4
Misc	5.9
Rel	3.1

Memphis #42



SPRING '82	FALL '82	SPRING '83	12+ ACH METRO RANK	STATION	FORMAT	CUME RANK	12-17 RANK	18-34 RANK	18-49 RANK	25-54 RANK	TURNOVER/ AVG MINS LISTENED	NATIONAL REP FIRM	NETWORK	12+ BIRCH SHARE
10.7	7.1	11.5	1	WZXR fm	AOR	5	2	1	1	9	10/109	McGAVREN	NBC-S	14.0
8.9	9.9	10.5	2	WHRK fm	Urbn	3	3	2	2	2	12/88	KATZ	RKO-1	9.3
10.2	9.5	10.4	3	WMC-FM	CHR	1	1	4	4	5	15/72	BLAIR	ABC-C	14.9
8.3	7.5	8.8	4	WRVR fm	A/C	4	6	3	3	1	14/80	TORBET		8.0
--	8.3	8.5	5	WGKX fm	BM	9	10	8	7	4	11/95	CHRISTAL		6.4
8.3	9.0	7.7	6	WDIA am	Blk	2	5	7	9	7	18/60	HILLIER	AP	5.8
7.2	8.0	7.6	7	WMC am	Ctry	6	9	9	6	3	15/72	BLAIR	ABC-I	10.3
8.3	11.0	7.3	8	KRNB fm	Blk	7	4	5	5	8	14/76	STARS INC		6.4
5.0	6.5	5.6	9	WLOK am	Blk	8	7	6	8	6	18/60	MASLA	SHRDN	4.2
4.9	5.6	5.4	10	WREC am	BBnd	10	15	15	11	10	14/77	McGAVREN	MBS	5.1
3.8	3.5	3.1	11	WLVS fm	BM	11	12	10	10	11	17/62	HILLIER	MBS	4.1
3.8	1.3	2.7	12	KWAM am	Rel	14	11	16	14	14	10/108	D-CLAYTON		1.1
2.1	2.0	2.2	13	WHBQ am	N/T	12	13	12	12	12	24/45	RKO	RKO-2	2.4
1.4	1.9	1.9	14	WVEE am	Talk	15	18	17	17	15	10/112	HILLIER	MBS	1.2
--	3.1	1.8	15	WKDJ am	Blk	13	8	11	13	13	24/45	KATZ	NBC	1.7

Demographic Rank

Men 18-34	Women 18-34	Men 18-49	Women 18-49	Men 25-54	Women 25-54
1 WZXR	1 WHRK	1 WZXR	1 WRVR	1 WMC	1 WRVR
2 WHRK	2 WRVR	2 WHRK	2 WHRK	2 WHRK	2 WGKX
3 WRVR	3 WMC-FM	3 WRVR	3 WMC-FM	3 WRVR	3 WHRK
4 KRNB	4 WZXR	4 WMC-FM	4 WZXR	4 WMC-FM	4 WMC
5 WMC-FM	5 KRNB	5 KRNB	5 WGKX	5 WZXR	5 WLOK
6 WLOK	6 WLOK	6 WMC	6 KRNB	6 WGKX	6 WDIA
7 WMC	7 WDIA	7 WGKX	7 WLOK	7 WREC	7 WMC-FM
8 WDIA	8 WGKX	8 WLVS	8 WDIA	8 KRNB	8 KRNB
9 WGKX	9 WMC	9 WREC	9 WMC	9 WLVS	9 WZXR
10 WLVS	10 WKDJ	10 WLOK	10 WLVS	10 WDIA	10 WREC

Format Reach

A/C	8.8
AOR	11.5
BBnd	5.4
Blk/Urbn	32.9
BM/Easy	11.6
CHR	10.4
Ctry	7.6
Misc	5.0
News	1.1
Rel	2.7
Talk	3.0

Miami-Ft. Lauderdale-Hollywood #11

R&R

1983 R&R RATINGS REPORT/Vol. II • 109

SPRING '82	FALL '82	SPRING '83	12+ AOH METRO RANK	STATION	FORMAT	CUME RANK	12-17 RANK	18-34 RANK	18-49 RANK	25-54 RANK	TURNOVER/ AVG. MINS LISTENED	NATIONAL REP FIRM	NETWORK	12+ BIRCH SHARE
6.0	6.7	7.9	1	WHYI fm	CHR	1	1	1	1	2	15/74	McGAVREN		13.8
6.9	5.9	7.3	2	WLYF fm	BM	3	18	16	13	8	10/107	TORBET		6.7
4.3	6.4	6.7	3	WQBA am	Span	10	13	13	8	1	7/146	EASTMAN		6.1
5.4	4.8	5.6	4	WINZ-FM	CHR	2	2	2	2	4	18/59	KATZ		7.7
4.7	5.5	4.1	5	WNWS am	News	7	19	20	18	17	13/86	RKO		6.0
3.1	2.9	4.0	6	WIOD am	A/C	6	14	21	16	15	14/77	CHRISTAL	NBC	2.8
4.0	4.5	3.9	7	WEDR fm	Blk	15	3	7	4	9	10/113	R A LAZAR	NBN	1.1
3.7	3.0	3.7	8	WAXY fm	A/C	5	12	3	3	3	16/69	RKO	RKO-1	4.4
3.6	5.2	3.6	9	WCMQ-FM	Span	18	10	10	10	5	10/113	MMR		1.5
5.0	4.3	3.6	9	WINZ am	News	4	30	27	25	23	18/59	KATZ	CBS	4.7
4.4	4.6	3.6	9	WYOR fm	BM	12	17	17	14	14	12/90	MMR		2.9
2.0	2.0	3.4	12	WQBA-FM	Span	17	5	8	9	11	10/107	EASTMAN		3.4
3.4	3.0	3.3	13	WAIA fm	A/C	8	9	6	5	7	16/69	CHRISTAL		2.7
6.4	3.8	3.3	13	WRHC am	Span	21	11	25	22	19	8/133	SELCOM		2.0
4.4	3.5	3.3	13	WSHE fm	AOR	9	4	4	7	13	15/71	EASTMAN	ABC-R	4.6
2.5	3.1	3.2	16	WKQS fm	Ctry	13	8	11	12	12	13/87	SELCOM		2.5
2.9	3.2	3.2	16	WWJF fm	A/C	14	26	9	11	10	12/92	HILLIER		2.3
1.9	3.5	3.0	18	WWWL fm	A/C	11	16	5	6	6	16/66	MASLA		3.7
1.6	1.7	1.8	19	WQAM am	Ctry	20	20	18	21	20	16/69	BLAIR	NBC	1.9
1.0	0.3	1.8	19	WSUA am	Span	24	21	19	20	21	12/94	CABALLERO		0.8
1.6	1.5	1.7	21	WOCN am	Span	25	29	29	24	22	11/96	LOTUS		1.1
1.3	1.0	1.5	22	WFTL am	A/C	28	15	31	29	29	10/106		ABC-I	1.4
2.3	1.6	1.4	23	WCKO fm	AOR	16	6	12	17	27	25/44	W & P	ABC-C	2.9
1.7	1.5	1.4	23	WTMI fm	Clas	23	22	26	26	24	17/63	CMBS		1.8
3.0	3.0	1.3	25	WCMQ am	Span	30	31	23	19	18	10/109	MMR		0.8
1.2	0.8	1.3	25	WVCG am	Gold	22	23	14	15	16	19/57	MMR		0.9

Continued on Page 113

Milwaukee-Racine #25



SPRING '82	FALL '82	SPRING '83	12+ AOH METRO RANK	STATION		FORMAT	CUME RANK	12-17 RANK	18-34 RANK	18-49 RANK	25-54 RANK	TURNOVER/ AVG. MINS LISTENED	NATIONAL REP FIRM	NETWORK	12+ BIRCH SHARE
8.1	8.4	12.6	1	WTMJ	am	A/C	1	8	8	1	1	15/73	CHRISTAL	NBC	15.4
6.6	8.7	8.4	2	WEZW	fm	BM	4	15	11	6	2	12/93	McGAVREN		6.0
4.1	4.7	6.5	3	WKTJ	fm	CHR	2	2	2	2	5	19/56	CHRISTAL	ABC-C	7.1
6.6	6.7	6.4	4	WOKY	am	BBnd	6	17	18	13	7	14/80	RKO	RKO-2	6.3
6.5	5.5	6.3	5	WQFM	fm	AOR	5	1	1	3	14	15/72	SELCOM		7.2
8.5	4.2	4.8	6	WBCS-FM		Ctry	10	13	14	10	6	16/70	TORBET	CBS	4.2
8.0	8.6	4.8	6	WISN	am	A/C	3	23	10	8	3	22/49	KATZ	ABC-I	5.5
5.1	5.9	4.7	8	WLUM	fm	Urbn	12	6	3	5	8	11/97	W & P	CBS-R	4.7
2.4	3.7	4.7	8	WMIL	fm	Ctry	11	7	7	7	9	14/76	RKO		3.7
4.7	4.6	4.3	10	WMYX	fm	A/C	9	11	4	4	4	17/62	BLAIR		3.5
4.6	5.3	3.3	11	WZUU-FM		A/C	7	10	9	11	10	25/43	EASTMAN	NBC-S	5.1
5.6	4.1	3.2	12	WLPX	fm	AOR	8	5	6	12	15	25/43	KATZ		7.9
1.8	1.4	3.0	13	WNOV	am	Blk	17	4	12	15	16	11/95	WALTON	NBN	2.9
2.4	3.3	2.8	14	WMGF	fm	A/C	13	14	5	9	12	17/63	MMR		4.2
2.8	1.6	2.0	15	WLZZ	am	Gold	15	25	13	14	11	22/49	EASTMAN	RKO-1	0.6
2.8	2.3	2.0	15	WRKR	fm	CHR	14	3	16	18	18	24/46	CBS-FM	ABC-C	2.4
2.0	2.4	1.8	17	WAWA	am	Blk	22	9	15	17	20	14/77	W & P	SHRDN	0.5
--	1.2	1.8	17	WFMR-FM		A/C	19	27	19	16	13	18/62	CMBS		0.4
1.4	1.2	1.2	19	WRJN	am	A/C	25	22	25	25	27	13/81	MASLA	ABC-I	1.1
1.0	0.8	1.1	20	WBBM	am	News	18	20	27	28	26	28/38	CBS SPOT	CBS	1.0
1.1	1.3	1.0	21	WEMP	am	Easy	16	19	24	20	17	34/32	BLAIR	ABC-E	0.8
0.5	0.6	1.0	21	WLS	am	CHR	20	12	17	19	21	30/36	BLAIR	ABC-C	0.4

Continued on Page 113



#1 Teens
#1 18-34 Adults
#1 18-49 Men

Monday thru Sunday
6a.m.-Midnight Spring 1983 ARB

SPRING '82	FALL '82	SPRING '83	12+ AOH MC IRD RANK	STATION	FORMAT	CUME RANK	12-17 RANK	18-34 RANK	18-49 RANK	25-54 RANK	TURNOVER/AVG MINS LISTENED	NATIONAL REP FIRM	NETWORK	12+ BIRCH SHARE
20.0	20.5	20.6	1	WCCO am	A/C	1	7	6	3	1	11/97	CBS SPOT	CBS	16.6
10.0	9.7	11.0	2	WLOL fm	CHR	3	1	2	2	5	13/83	HILLIER		10.0
12.2	12.4	10.3	3	KSTP-FM	A/C	2	4	1	1	2	15/57	CHRISTAL		13.1
3.2	4.6	7.4	4	WAYL fm	BM	7	11	11	8	4	12/94	RKO	RKO-1	6.6
4.1	4.8	6.5	5	KEEY fm	BM	6	5	5	4	3	14/80	KATZ		7.0
6.0	4.9	5.8	6	KDWB-FM	AOR	5	3	3	5	9	17/65	McGAVREN		8.5
4.6	5.7	5.4	7	KQRS-FM	AOR	4	2	4	6	10	18/59	TORBET	ABC-R	7.1
8.5	5.5	4.7	8	WDGY am	Ctry	8	9	8	7	6	16/68	BLAIR	NBC	5.9
3.1	4.1	3.8	9	KSTP am	Talk	9	10	13	10	8	19/57	CHRISTAL	ABC-I	2.5
4.4	3.8	3.2	10	WCCO-FM	A/C	10	8	7	9	7	21/51	EASTMAN	CBS-R	3.5
2.0	1.6	1.8	11	KDWB am	A/C	11	6	10	12	13	32/34	McGAVREN		0.8
1.6	1.7	1.6	12	KTWN fm	Jazz	12	18	9	11	11	20/54	LOTUS		2.2
2.0	1.8	1.4	13	KJJO fm	Ctry	14	12	14	14	12	21/51	MMR	ABC-E	1.8
0.6	1.7	1.4	13	KLBB am	BBnd	15	14	19	20	21	15/73	KATZ	ABC-D	0.9
2.3	2.1	1.4	13	WWTC am	A/C	13	20	12	13	14	23/48	MASLA	MBS	1.3

Demographic Rank

Men 18-34	Women 18-34	Men 18-49	Women 18-49	Men 25-54	Women 25-54
1 WLOL	1 KSTP-FM	1 KSTP-FM	1 KSTP-FM	1 WCCO	1 KSTP-FM
2 KDWB-FM	2 WLOL	2 WCCO	2 WLOL	2 KSTP-FM	2 WCCO
3 KSTP-FM	3 KEEY	3 WLOL	3 WCCO	3 KEEY	3 WAYL
4 KQRS-FM	4 KQRS-FM	4 KDWB-FM	4 KEEY	4 WDGY	4 KEEY
5 KEEY	5 KDWB-FM	5 KEEY	5 WAYL	5 WLOL	5 WLOL
6 WCCO	6 WAYL	6 KQRS-FM	6 WDGY	6 WAYL	6 WDGY
7 WCCO-FM	7 WCCO-FM	7 WDGY	7 KQRS-FM	7 KDWB-FM	7 KSTP
8 WDGY	8 KDWB	8 WCCO-FM	8 WCCO-FM	8 WCCO-FM	8 WCCO-FM
9 KTWN	9 WDGY	9 KSTP	9 KDWB-FM	9 KQRS-FM	9 KDWB
10 WWTC	10 WCCO	10 KTWN	10 KDWB	10 KSTP	10 KTWN

Format Reach

A/C	37.3
AOR	11.2
BBnd	1.4
BM/Easy	7.4
CHR	11.0
Ctry	12.6
Jazz	1.6
Misc	13.7
Talk	3.8

Nashville-Davidson #44

SPRING '82	FALL '82	SPRING '83	12+ AOH METRO RANK	STATION	FORMAT	CUME RANK	12-17 RANK	18-34 RANK	18-49 RANK	25-54 RANK	TURNOVER/ AVG MINS LISTENED	NATIONAL REP FIRM	NETWORK	12+ BIRCH SHARE
12.4	12.8	12.9	1	WKDF fm	AOR	1	1	1	1	6	11/98	BLAIR	ABC-R	17.9
10.0	9.0	9.5	2	WWKX fm	CHR	2	2	2	2	5	14/80	MMR	RKO-1	12.4
6.3	4.1	8.2	3	WSM-FM	Ctry	4	6	5	3	1	12/87	CHRISTAL		9.5
9.4	10.2	7.9	4	WZEZ fm	BM	7	18	13	7	3	10/104	TORBET		7.2
9.2	10.0	7.4	5	WSIX-FM	Ctry	5	11	8	6	2	13/82	KATZ	RKO-2	7.4
--	4.9	6.4	6	WYHY fm	A/C	6	5	3	4	4	13/81	McGAVREN		3.6
2.0	3.0	5.4	7	WMAK fm	Urbn	10	3	4	5	8	13/86	SELCOM		6.4
5.7	6.8	5.3	8	WLAC am	Talk	9	14	15	13	12	14/77	HILLIER	CBS	4.9
6.8	5.9	5.0	9	WSM am	Ctry	3	16	12	10	10	22/48	CHRISTAL	NBC	5.0
--	2.8	4.6	10	WLAC-FM	A/C	8	8	6	8	7	17/63	HILLIER		2.8
9.4	6.1	4.6	10	WVOL am	Blk	11	4	7	9	9	15/74	SELCOM	NBN	2.3
2.9	2.9	3.2	12	WSIX am	Ctry	12	9	9	11	11	17/63	KATZ	ABC-I	1.9
--	1.3	2.2	13	WJKZ fm	Ctry	13	7	11	12	13	17/65	W & P	RKO-2	3.2
0.5	0.6	1.5	14	WGNS am	A/C	19	26	20	23	23	8/130		CBS	0.5
1.4	1.0	1.5	14	WKDA am	AOR	14	15	10	15	16	20/54	BLAIR	ABC-I	0.8
3.1	1.5	1.4	16	WAMB am	BBnd	17	20	21	19	19	14/79	ROSLIN	MBS	2.4
--	2.1	1.2	17	WNKZ am	Ctry	18	12	16	16	14	14/77	W & P	RKO-2	0.7

Continued on Page 113



Nashville's #1 country station,
 "The New Country Hit"

*Birch Report, April-June '83

SPRING '82	FALL '82	SPRING '83	12+ AOH METRO RANK	STATION	FORMAT	CUME RANK	12-17 RANK	18-34 RANK	18-49 RANK	25-54 RANK	TURNOVER/ AVG MINS LISTENED	NATIONAL REP FIRM	NETWORK	12+ BIRCH SHARE
1.5	2.2	1.2	27	WRBD am	Blk	29	7	15	23	25	13/86	W & P	NBN	1.0
1.0	1.2	1.1	28	WGBS am	N/T	19	28	28	30	28	30/36	TORBET	MBS	1.1
0.9	0.6	1.0	29	WKAT am	BBnd	26	32	33	32	32	17/63	LOTUS		0.7
2.0	2.5	1.0	29	WLQY am	BBnd	27	33	32	31	31	15/72	SELCOM	ABC-D	1.2

Demographic Rank

Men 18-34	Women 18-34	Men 18-49	Women 18-49	Men 25-54	Women 25-54
1 WHYI	1 WHYI	1 WHYI	1 WHYI	1 WHYI	1 WQBA
2 WSHE	2 WINZ-FM	2 WINZ-FM	2 WINZ-FM	2 WQBA	2 WHYI
3 WINZ-FM	3 WAIA	3 WAXY	3 WWWL	3 WAXY	3 WCMQ-FM
4 WAXY	4 WWWL	4 WSHE	4 WAIA	4 WINZ-FM	4 WWWL
5 WEDR	5 WAXY	5 WEDR	5 WAXY	5 WAIA	5 WINZ-FM
6 WWWL	6 WSHE	6 WAIA	6 WCMQ-FM	6 WEDR	6 WWJF
7 WAIA	7 WEDR	7 WQBA-FM	7 WQBA	7 WLYF	7 WAXY
8 WWJF	8 WQBA-FM	8 WQBA	8 WEDR	8 WSHE	8 WAIA
9 WQBA-FM	9 WWJF	9 WWWL	9 WWJF	9 WCMQ-FM	9 WLYF
10 WKQS	10 WCMQ-FM	10 WKQS	10 WQBA-FM	10 WQBA-FM	10 WEDR

Format Reach

A/C	18.7
AOR	4.7
BBnd	2.0
Blk/Urbn	5.1
BM/Easy	10.9
CHR	13.5
Clas	1.4
Ctry	5.0
Gold	1.3
Misc	6.8
News	8.2
Span	21.8
Talk	1.6

Milwaukee-Racine #25

Continued from Page 110

Demographic Rank

Men 18-34	Women 18-34	Men 18-49	Women 18-49	Men 25-54	Women 25-54
1 WQFM	1 WKTJ	1 WQFM	1 WMYX	1 WTMJ	1 WTMJ
2 WKTJ	2 WMYX	2 WTMJ	2 WKTJ	2 WISN	2 WMYX
3 WLUM	3 WLUM	3 WKTJ	3 WTMJ	3 WEZW	3 WEZW
4 WLPX	4 WQFM	4 WLUM	4 WEZW	4 WLUM	4 WBCS-FM
5 WMGF	5 WMIL	5 WISN	5 WLUM	5 WKTJ	5 WKTJ
6 WTMJ	6 WZUU-FM	6 WLPX	6 WZUU-FM	6 WLZZ	6 WISN
7 WISN	7 WEZW	7 WMGF	7 WMIL	7 WOKY	7 WZUU-FM
8 WMIL	8 WMGF	8 WMIL	8 WBCS-FM	8 WBCS-FM	8 WOKY
9 WLZZ	9 WNOV	9 WLZZ	9 WQFM	9 WMIL	9 WMIL
10 WMYX	10 WTMJ	10 WBCS-FM	10 WISN	10 WQFM	10 WLUM

Format Reach

A/C	30.8
AOR	9.5
BBnd	6.4
Blk/Urbn	9.5
BM/Easy	9.4
CHR	9.5
Ctry	9.5
Gold	2.0
Misc	12.3
News	1.1

Nashville-Davidson #44

Continued from Page 112

Demographic Rank

Men 18-34	Women 18-34	Men 18-49	Women 18-49	Men 25-54	Men 25-54
1 WKDF	1 WWKX	1 WKDF	1 WWKX	1 WSM-FM	1 WYHY
2 WMAK	2 WYHY	2 WSM-FM	2 WYHY	2 WZEZ	2 WWKX
3 WSM-FM	3 WKDF	3 WMAK	3 WKDF	3 WKDF	3 WSM-FM
4 WYHY	4 WMAK	4 WYHY	4 WSM-FM	4 WSIX-FM	4 WSIX-FM
5 WWKX	5 WSM-FM	5 WSIX-FM	5 WMAK	5 WWKX	5 WZEZ
6 WLAC-FM	6 WVOL	6 WZEZ	6 WSIX-FM	6 WLAC-FM	6 WMAK
7 WSIX-FM	7 WLAC-FM	7 WWKX	7 WZEZ	7 WYHY	7 WVOL
8 WVOL	8 WSIX-FM	8 WLAC-FM	8 WLAC-FM	8 WSM	8 WLAC-FM
9 WSIX	9 WSM	9 WVOL	9 WVOL	9 WMAK	9 WKDF
10 WKDA	10 WZEZ	10 WSM	10 WSM	10 WLAC	10 WSM

Format Reach

A/C	12.5
AOR	14.4
BBnd	1.4
Blk/Urbn	10.0
BM/Easy	7.9
CHR	9.5
Ctry	27.2
Misc	11.8
Talk	5.3

Nassau-Suffolk #12



SPRING '82	FALL '82	SPRING '83	12+ ADH METRO RANK	STATION	FORMAT	CUME RANK	12-17 RANK	18-34 RANK	18-49 RANK	25-54 RANK	TURNOVER/AVG MINS LISTENED	NATIONAL REP FIRM	NETWORK
5.7	5.8	6.9	1	WBLI fm	CHR	3	5	1	1	1	12/87	MASLA	
4.8	4.7	5.2	2	WCBS am	News	2	16	16	10	5	19/58	CBS SPOT	CBS
2.9	3.9	5.0	3	WAPP fm	AOR	5	3	2	3	10	17/64	MMR	
6.3	6.2	4.7	4	WNBC am	CHR	1	4	9	4	2	22/49	HILLIER	NBC
5.7	4.2	4.4	5	WYNY fm	A/C	7	12	3	2	6	15/71	HILLIER	
4.8	4.7	4.2	6	WOR am	Talk	11	19	32	19	15	13/82	RKO-2	ABC-E
4.8	4.1	4.2	6	WRFM fm	BM	18	34	20	20	14	9/116	TORBET	
1.9	3.7	3.9	8	WALK-FM	A/C	16	24	13	9	8	11/98	ROSLIN	
3.1	4.1	3.7	9	WINS am	News	4	23	19	15	9	23/48	GROUP W	ABC-D
1.7	1.8	3.6	10	WPIX fm	A/C	9	11	4	5	3	17/62	CHRISTAL	
5.0	3.8	3.4	11	WPLJ fm	AOR	6	1	8	12	23	22/48	BLAIR	ABC-R
1.7	2.4	3.3	12	WBLS fm	Urbn	14	6	6	8	11	15/74	McGAVREN	
3.4	3.8	3.3	12	WCBS-FM	Gold	10	25	7	6	4	18/61	CBS-FM	CBS
3.9	3.9	3.2	14	WHLI am	BBnd	22	38	25	18	17	11/103	ROSLIN	
3.6	3.2	2.7	15	WBAB fm	AOR	8	2	10	13	26	24/46		
1.5	1.3	2.6	16	WKHK fm	Ctry	20	21	15	7	7	14/75	W & P	
2.9	1.7	2.3	17	WRKS fm	Urbn	13	7	12	16	22	22/50	RKO	RKO-1
2.4	1.8	2.2	18	WKTU fm	Urbn	17	8	11	14	21	19/57	TORBET	
1.2	1.9	2.2	18	WLIR fm	AOR	19	9	5	11	24	17/62	MASLA	
2.0	1.6	2.1	20	WABC am	Talk	12	13	17	17	13	25/44	BLAIR	ABC-I
1.8	1.4	2.1	20	WKJY fm	BM	25	35	21	22	18	12/88	ROSLIN	
1.8	1.2	2.0	22	WGSM am	A/C	28	40	26	24	12	11/97	McGAVREN	
2.7	2.4	2.0	22	WPAT-FM	BM	21	27	34	27	16	17/63	CHRISTAL	
1.9	2.5	1.7	24	WNEW am	BBnd	26	29	22	29	20	15/72	KATZ	
0.8	0.8	1.5	25	WQXR fm	Clas	29	20	33	35	32	14/75	McGAVREN	

Continued on Page 118

SPRING '82	FALL '82	SPRING '83	12+ AOH MTHRU RANK	STATION	FORMAT	CUME RANK	12-17 RANK	18-34 RANK	18-49 RANK	25-54 RANK	TURNOVER/ AVG MINS LISTENED	NATIONAL REP FIRM	NETWORK	12+ BIRCH SHARE
6.4	12.9	13.2	1	WYLD-FM	Blk	3	4	1	1	1	8/134	HILLIER		12.8
8.6	8.6	9.2	2	WEZB fm	CHR	1	1	3	4	9	15/71	TORBET	RKO-1	17.3
12.9	8.8	8.8	3	WAIL fm	Urbn	2	2	4	3	3	12/87	SELCOM	NBC-S	5.3
8.5	8.1	8.8	3	WRNO fm	AOR	4	3	2	2	4	11/98	MASLA	ABC-F	7.8
5.9	7.0	8.2	5	WBYU fm	BM	9	9	11	9	7	9/116	CHRISTAL		6.0
5.0	6.1	6.7	6	WAJY fm	A/C	7	12	6	5	2	13/86	KATZ		5.9
4.5	4.7	4.6	7	WQUE fm	A/C	5	8	5	6	5	19/56	EASTMAN		4.5
6.8	5.5	4.4	8	WNOE-FM	Ctry	10	10	9	8	6	16/69	McGAVREN	ABC-E	6.2
4.8	4.6	4.1	9	WWL am	Talk	8	14	14	13	11	19/56	KATZ	CBS	5.5
3.7	2.7	3.9	10	WSMB am	A/C	14	16	16	16	16	12/94	ROSLIN	MBS	4.4
3.2	2.9	3.8	11	WBOK am	Blk	11	5	8	10	12	18/62		SHRDN	2.4
5.6	5.9	3.7	12	WTIX am	CHR	6	7	7	7	8	23/47	BLAIR	NBC	4.0
2.6	3.0	3.4	13	WNOE am	Ctry	15	11	15	15	14	13/85	McGAVREN	ABC-E	2.9
4.4	3.2	3.1	14	WGSO am	N/T	13	15	13	14	15	17/65	EASTMAN	ABC-I	2.6
3.2	2.5	2.5	15	WYLD am	Blk	12	6	12	12	13	22/48	HILLIER		1.6
2.3	1.1	2.4	16	WWIW am	BBnd	16	19	19	17	17	12/89	LOTUS	MBS	1.7
--	--	2.3	17	WYAT am	Gold	17	13	10	11	10	12/89	SELCOM	NBN	1.2

Demographic Rank

Men 18-34	Women 18-34	Men 18-49	Women 18-49	Men 25-54	Women 25-54
1 WRNO	1 WYLD-FM	1 WYLD-FM	1 WYLD-FM	1 WYLD-FM	1 WYLD-FM
2 WYLD-FM	2 WEZB	2 WRNO	2 WEZB	2 WRNO	2 WAJY
3 WEZB	3 WQUE	3 WAIL	3 WAIL	3 WAJY	3 WAIL
4 WAIL	4 WAIL	4 WEZB	4 WQUE	4 WAIL	4 WQUE
5 WQUE	5 WAJY	5 WAJY	5 WAJY	5 WNOE-FM	5 WEZB
6 WAJY	6 WRNO	6 WQUE	6 WRNO	6 WYAT	6 WNOE-FM
7 WBOK	7 WTIX	7 WYAT	7 WNOE-FM	7 WBYU	7 WBYU
8 WYAT	8 WBOK	8 WBYU	8 WTIX	8 WTIX	8 WTIX
9 WTIX	9 WNOE-FM	9 WTIX	9 WBYU	9 WEZB	9 WNOE
10 WNOE-FM	10 WYAT	10 WNOE-FM	10 WBOK	10 WQUE	10 WRNO

Format Reach

A/C	15.2
AOR	8.8
BBnd	2.4
Blk/Urbn	28.3
BM/Easy	8.2
CHR	12.9
Ctry	7.8
Gold	2.3
Misc	6.9
News	1.5
Talk	5.7

New York #1



SPRING '82	SUMMER '82	FALL '82	WINTER '83	SPRING '83	12+ AQH METHO RANK	STATION	FORMAT	CUME RANK	12-17 RANK	18-34 RANK	18-49 RANK	25-54 RANK	TURNOVER/ AVG. MINS LISTENED	NATIONAL REP FIRM	NETWORK	12+ BIRCH SHARE
5.1	5.3	5.6	4.9	5.2	1	WBLS fm	Urbn	7	2	2	2	3	13/85	McGAVREN		4.5
5.9	5.1	5.3	4.9	5.2	1	WOR am	Talk	9	17	23	19	14	12/87	RKO	ABC-E	6.0
6.2	5.5	4.2	5.2	4.9	3	WK TU fm	Urbn	3	3	3	3	5	15/72	TORBET		6.5
4.2	4.2	4.3	3.7	4.9	3	WRFM fm	BM	15	27	21	11	6	11/102	TORBET		2.8
4.3	4.6	5.2	5.4	4.8	5	WINS am	News	1	15	11	12	10	20/53	GROUP W	ABC-D	5.1
4.7	5.0	5.0	4.7	4.6	6	WYNY fm	A/C	5	9	1	1	1	16/68	HILLIER		3.4
5.9	5.1	4.5	4.0	4.5	7	WRKS fm	Urbn	8	4	4	5	8	15/73	RKO	RKO-1	4.8
4.5	4.6	4.8	4.6	4.3	8	WCBS am	News	2	19	15	13	9	20/54	CBS SPOT	CBS	4.2
4.5	3.5	4.3	4.5	4.1	9	WPLJ fm	AOR	6	1	6	7	20	17/63	BLAIR	ABC-R	6.0
3.3	3.3	3.8	3.9	3.8	10	WPAT-FM	BM	13	26	19	16	11	14/77	CHRISTAL		3.5
1.6	1.7	1.8	3.3	3.6	11	WPIX fm	A/C	11	7	5	4	4	17/65	CHRISTAL		3.6
3.7	4.4	4.0	4.1	3.1	12	WNBC am	CHR	4	6	10	8	7	24/45	HILLIER	NBC	3.7
2.8	3.2	2.8	3.0	3.0	13	WCBS-FM	Gold	12	16	9	6	2	18/59	CBS-FM	CBS	2.5
2.6	3.0	2.5	2.4	2.9	14	WABC am	Talk	10	11	14	17	16	21/50	BLAIR	ABC-I	3.5
3.2	3.5	3.4	2.7	2.9	14	WNEW am	BBnd	18	18	25	20	13	12/88	KATZ		2.2
1.5	4.9	3.1	2.9	2.8	16	WAPP fm	AOR	14	5	7	9	19	19/57	MMR		4.2
2.7	2.6	2.3	2.1	2.4	17	WHN am	Ctry	16	21	20	15	15	19/57	SELCOM	MBS	2.3
2.4	1.9	2.3	2.1	2.2	18	WPAT am	BM	19	29	33	28	25	16/67	CHRISTAL		1.0
1.9	1.6	2.7	2.5	2.1	19	WADO am	Span	24	25	18	18	18	8/131			4.2
2.9	2.0	2.1	2.2	2.1	19	WNEW-FM	AOR	17	14	8	10	17	18/61	KATZ	NBC-S	2.7
2.2	2.6	1.8	1.8	2.0	21	WMCA am	Talk	21	28	28	23	22	15/71	ROSLIN	AP	1.8
1.7	2.2	1.8	1.6	1.9	22	WKHK fm	Ctry	20	20	12	14	12	16/66	W & P		2.1
1.4	1.3	1.7	2.1	1.8	23	WQXR-A&F	Clas	22	31	34	26	26	17/64	McGAVREN		1.4
2.2	1.8	2.1	1.7	1.2	24	WJIT am	Span	27	30	17	22	21	11/98	CABALLERO		1.7
0.8	0.7	1.0	0.7	1.1	25	WBLI fm	CHR	26	12	13	21	23	13/82	MASLA		0.8
1.0	0.7	1.4	1.2	1.1	25	WNCN fm	Clas	23	32	22	24	24	19/57	W & P		0.7

Continued on Page 118

WNBC/WYNY increased their share by using our call letters.

HNW&H are the radio industry's hottest new call letters. We help our stations, like WNBC and WYNY, increase their market share—and their revenues. We do this in two unique ways. Our people are trained to price WNBC and WYNY demographically, so these stations can command maximum rates. And being sensitive to the demand on WNBC/WYNY's inventory, we use our unwired network to sell their lower demand availabilities.

If your share isn't growing, it's time to start using our call letters. Let us show you why HNW&H is the most exciting new rep force in the business.

The radio industry's hottest new call letters!

HNW&H

HILLIER, NEWMARK, WECHSLER & HOWARD

New York, Atlanta, Boston, Chicago, Dallas, Detroit,
Los Angeles, Philadelphia, St. Louis, San Francisco.

212/832-8900

Nassau-Suffolk #12

Continued from Page 114

SPRING '82	FALL '82	SPRING '83	12+ AQH METHO RANK	STATION	FORMAT	CUME RANK	12-17 RANK	18-34 RANK	18-49 RANK	25-54 RANK	TURNOVER/ AVG. MINS LISTENED	NATIONAL REP FIRM	NETWORK
1.5	2.3	1.4	26	WCTO	fm BM	23	28	31	30	25	21/53	McGAVREN	
2.7	2.9	1.4	26	WHN	am Ctry	15	22	24	21	19	31/35	SELCOM	MBS
1.9	2.1	1.4	26	WMCA	am Talk	27	32	28	25	27	16/68	ROSLIN	AP
0.6	0.7	1.3	29	WPAT	am BM	31	39	40	36	29	15/74	CHRISTAL	
1.3	1.9	1.0	30	WEZN	fm BM	30	30	29	28	28	21/51	KATZ	
0.7	0.9	1.0	30	WRCN	fm AOR	33	10	18	26	33	17/64	UNIREP	

Demographic Rank

Men 18-34	Women 18-34	Men 18-49	Women 18-49	Men 25-54	Women 25-54
1 WAPP	1 WBLI	1 WAPP	1 WBLI	1 WCBS-FM	1 WBLI
2 WLIR	2 WYNY	2 WBLI	2 WYNY	2 WNBC	2 WPIX
3 WPLJ	3 WPIX	3 WCBS-FM	3 WNBC	3 WBLI	3 WYNY
4 WCBS-FM	4 WNBC	4 WKHK	4 WPIX	4 WAPP	4 WNBC
5 WBLS	5 WAPP	5 WNBC	5 WALK-FM	5 WKHK	5 WCBS
6 WBAB	6 WKTU	6 WBLS	6 WAPP	6 WCBS	6 WCBS-FM
7 WBLI	7 WBLS	7 WPLJ	7 WCBS-FM	7 WINS	7 WALK-FM
8 WYNY	8 WALK-FM	8 WLIR	8 WCBS	8 WPIX	8 WGSM
9 WPIX	9 WLIR	9 WPIX	9 WKTU	9 WBLS	9 WOR
10 WKTU	10 WCBS-FM	10 WBAB	10 WBLS	10 WALK-FM	10 WINS

Format Reach

A/C	13.9
AOR	14.3
BBnd	4.9
Blk/Urbn	10.8
BM/Easy	12.0
CHR	11.6
Clas	1.5
Ctry	4.0
Gold	3.3
Misc	7.1
News	8.9
Talk	7.7

New York #1

Continued from Page 116

Demographic Rank

Men 18-34	Women 18-34	Men 18-49	Women 18-49	Men 25-54	Women 25-54
1 WBLS	1 WYNY	1 WBLS	1 WYNY	1 WCBS-FM	1 WYNY
2 WPLJ	2 WRKS	2 WKTU	2 WPIX	2 WBLS	2 WPIX
3 WKTU	3 WPIX	3 WCBS-FM	3 WKTU	3 WYNY	3 WKTU
4 WAPP	4 WKTU	4 WYNY	4 WRKS	4 WCBS	4 WRKS
5 WRKS	5 WBLS	5 WPLJ	5 WBLS	5 WKTU	5 WBLS
6 WYNY	6 WPLJ	6 WAPP	6 WNBC	6 WRFM	6 WCBS-FM
7 WNEW-FM	7 WNBC	7 WRKS	7 WCBS-FM	7 WNBC	7 WRFM
8 WPIX	8 WNEW-FM	8 WPIX	8 WPLJ	8 WAPP	8 WNBC
9 WCBS-FM	9 WAPP	9 WNEW-FM	9 WRFM	9 WPIX	9 WOR
10 WNBC	10 WCBS-FM	10 WNBC	10 WINS	10 WNEW-FM	10 WINS

Format Reach

A/C	8.2
AOR	9.0
BBnd	2.9
Blk/Urbn	14.6
BM/Easy	10.9
CHR	4.2
Clas	2.9
Ctry	4.3
Gold	3.0
Misc	17.5
News	9.1
Span	3.3
Talk	10.1

Norfolk-Portsmouth-Newport News-Hampton #34

1983 R&R RATINGS REPORT/Vol. II • 119

SPRING '82	FALL '82	SPRING '83	12+ AOH METRO RANK	STATION	FORMAT	CUME RANK	12-17 RANK	18-34 RANK	18-49 RANK	25-54 RANK	TURNOVER/ AVG. MINS LISTENED	NATIONAL REP FIRM	NETWORK	12+ BIRCH SHARE
8.6	10.6	10.9	1	WFOG-FM	BM	1	14	12	6	3	10/112	TORBET		7.5
8.9	10.6	10.6	2	WCMS-FM	Ctry	3	12	5	1	1	9/124	KATZ	ABC-E	12.4
8.6	7.9	8.6	3	WNOR-FM	AOR	2	1	1	3	6	12/91	RKO	ABC-R	10.2
7.7	7.4	7.2	4	WLTY fm	A/C	4	10	2	2	2	12/92	CHRISTAL		6.4
7.4	6.7	7.0	5	WOWI fm	Blk	6	5	3	4	5	12/91	McGAVREN	SHRDN	8.5
8.1	5.7	5.5	6	WMYK fm	AOR	7	3	4	5	14	15/72	EASTMAN	NBC-S	11.1
--	4.4	5.3	7	WNVZ fm	CHR	5	2	6	8	8	16/68	KATZ	ABC-C	6.0
4.0	3.7	4.3	8	WRAP am	Blk	8	4	8	9	11	16/68	W & P	NBN	5.2
3.2	4.0	4.3	8	WWDE fm	A/C	10	8	7	7	4	14/78	CBS-FM	ABC-F	4.8
5.0	5.4	3.8	10	WTAR am	A/C	9	16	13	13	7	18/60	CHRISTAL	CBS	5.3
6.2	3.4	3.4	11	WPCE am	Blk	12	11	14	12	9	13/86	McGAVREN	SHRDN	2.6
4.5	3.8	3.0	12	WGH am	A/C	11	13	10	10	10	17/64	BLAIR		2.6
3.0	2.8	2.8	13	WNIS am	News	13	19	19	19	12	15/75	HILLIER	NBC	1.3
1.9	1.8	2.4	14	WGH-FM	Clas	16	18	21	18	13	12/88	BLAIR		2.0
--	1.2	2.3	15	WQKS fm	AOR	15	6	9	11	15	16/68		RKO-2	2.0
1.3	1.7	2.2	16	WTJZ am	BBnd	20	20	18	20	19	10/112	KATZ	MBS	1.0
2.2	1.3	2.0	17	WCMS am	Ctry	17	21	17	15	16	12/93	KATZ		1.2
4.2	3.6	2.0	17	WNOR am	Blk	14	7	11	14	20	20/56	RKO		1.6
1.1	2.0	1.6	19	WKEZ fm	Ctry	18	25	15	16	18	15/71	EASTMAN		0.9
1.3	2.4	1.5	20	WXRI fm	A/C	19	9	16	17	17	14/76	HILLIER		1.5
0.7	0.4	1.0	21	WCPK am	BM	23	22	26	26	26	9/126	SOUTHERN	NBC	0.2

Demographic Rank

Men 18-34	Women 18-34	Men 18-49	Women 18-49	Men 25-54	Women 25-54
1 WNOR-FM	1 WLTY	1 WNOR-FM	1 WCMS-FM	1 WCMS-FM	1 WCMS-FM
2 WLTY	2 WNOR-FM	2 WLTY	2 WLTY	2 WLTY	2 WFOG-FM
3 WMYK	3 WOWI	3 WCMS-FM	3 WOWI	3 WOWI	3 WLTY
4 WOWI	4 WCMS-FM	4 WOWI	4 WFOG-FM	4 WFOG-FM	4 WWDE
5 WNVZ	5 WNVZ	5 WMYK	5 WNOR-FM	5 WNOR-FM	5 WPCE
6 WCMS-FM	6 WWDE	6 WNVZ	6 WWDE	6 WWDE	6 WOWI
7 WWDE	7 WMYK	7 WWDE	7 WNVZ	7 WTAR	7 WGH
8 WRAP	8 WRAP	8 WRAP	8 WMYK	8 WNVZ	8 WNVZ
9 WCMS	9 WQKS	9 WFOG-FM	9 WRAP	9 WGH-FM	9 WRAP
10 WGH	10 WGH	10 WCMS	10 WPCE	10 WRAP	10 WNOR-FM

Format Reach

A/C	19.8
AOR	16.4
BBnd	2.2
Blk/Urban	16.7
BM/Easy	11.9
CHR	5.3
Clas	2.4
Ctry	14.2
Misc	8.3
News	2.8

Oklahoma City #47

SPRING '82	FALL '82	SPRING '83	12+ ADH METRO RANK	STATION	FORMAT	CUME RANK	12-17 RANK	18-34 RANK	18-49 RANK	25-54 RANK	TURNOVER/AVG MINS LISTENED	NATIONAL REP FIRM	NETWORK	12+ BIRCH SHARE
9.1	14.2	12.3	1	KATT-FM	AOR	1	2	1	1	6	11/103	SELCOM	NBC-S	16.5
10.6	12.3	11.1	2	KTOK am	N/T	3	13	12	10	7	11/98	MMR	ABC-I	12.3
5.7	9.9	10.0	3	KKNG fm	BM	6	14	11	8	5	11/99	CHRISTAL		6.2
1.7	2.1	9.0	4	KJYO fm	CHR	2	1	4	5	12	14/79	MMR		10.9
14.7	9.9	8.5	5	KEBC fm	Ctry	4	8	6	4	2	14/78	TORBET	ABC-E	8.9
6.0	5.5	7.5	6	KXXY fm	Ctry	11	7	3	3	1	10/112	McGAVREN		6.8
--	3.9	7.3	7	KZBS fm	A/C	8	5	2	2	4	13/85			7.2
9.5	7.0	7.1	8	KOMA am	Ctry	7	6	8	6	3	15/74	BLAIR	NBC	6.3
5.1	7.0	5.6	9	KOFM fm	A/C	5	3	5	7	8	19/56	KATZ	ABC-C	4.4
5.8	4.6	3.7	10	KLTE fm	A/C	9	9	7	9	9	22/48	MASLA	CBS	4.3
4.5	5.7	3.7	10	WKY am	Gold	10	11	9	11	10	21/51	EASTMAN	CBS	1.9
6.8	3.0	2.1	12	KKLR fm	Ctry	12	12	16	13	11	20/53	HILLIER	AP	1.5
1.8	1.7	1.9	13	KJIL fm	Rel	13	16	10	12	13	15/71	STARCOM	AP	2.9
4.0	2.4	1.5	14	KAEZ fm	Blk	16	10	13	14	14	13/85	W & P		3.6
0.6	0.5	1.1	15	KGFF am	News	17	15	15	16	16	12/88		ABC-I	0.6

Demographic Rank

Men 18-34	Women 18-34	Men 18-49	Women 18-49	Men 25-54	Women 25-54
1 KATT-FM	1 KZBS	1 KATT-FM	1 KZBS	1 KXXY	1 KZBS
2 KXXY	2 KATT-FM	2 KXXY	2 KOFM	2 KATT-FM	2 KEBC
3 KJYO	3 KOFM	3 KEBC	3 KJYO	3 KOMA	3 KOMA
4 KZBS	4 KJYO	4 KOMA	4 KATT-FM	4 KEBC	4 KKNG
5 KOFM	5 KXXY	5 KZBS	5 KKNG	5 KKNG	5 KXXY
6 KEBC	6 KLTE	6 KJYO	6 KEBC	6 KTOK	6 KOFM
7 KTOK	7 KOMA	7 KTOK	7 KOMA	7 KZBS	7 KLTE
8 WKY	8 WKY	8 KOFM	8 KLTE	8 WKY	8 KTOK
9 KLTE	9 KKNG	9 KKNG	9 KXXY	9 KOFM	9 KJYO
10 KOMA	10 KJIL	10 WKY	10 WKY	10 KKLR	10 KATT-FM

Format Reach

A/C	16.6
AOR	12.3
Blk/Urbn	1.5
BM/Easy	10.0
CHR	9.0
Ctry	25.2
Gold	3.7
Misc	7.6
News	6.6
Rel	1.9
Talk	5.6

SPRING '82	SUMMER '82	FALL '82	WINTER '83	SPRING '83	12+ AOH METRO RANK	STATION	FORMAT	CUME RANK	12-17 RANK	18-34 RANK	18-49 RANK	25-54 RANK	TURNOVER/ AVG MINS LISTENED	NATIONAL REP FIRM	NETWORK	12+ BIRCH SHARE
8.8	7.9	8.7	9.2	8.2	1	KYW am News	1	8	9	8	2	17/63	GROUP W	NBC	8.0	
4.7	4.8	8.2	7.9	7.3	2	WEAZ fm BM	4	22	15	11	4	12/92	McGAVREN		8.8	
3.0	3.3	4.4	5.6	6.5	3	WUSL fm Urbn	7	3	2	2	3	11/100	BLAIR	ABC-F	8.2	
4.4	4.0	4.2	5.1	6.3	4	WPEN am Easy	9	20	18	14	8	11/101	MMR	ABC-E	4.6	
7.6	7.2	7.9	6.3	6.0	5	WMGK fm A/C	3	6	3	1	1	16/68	MMR		5.8	
6.4	6.3	5.9	5.0	5.5	6	WCAU-FM CHR	2	1	7	6	9	19/57	CBS-FM	CBS	7.8	
7.4	8.8	4.9	5.5	5.5	6	WDAS-FM Urbn	12	4	5	4	5	11/103	HILLIER		5.0	
4.7	6.2	4.4	4.7	4.8	8	WCAU am Talk	5	21	12	13	10	17/64	CBS SPOT	CBS	5.3	
4.4	3.1	4.1	3.8	4.6	9	WIOQ fm AOR	10	16	1	3	6	15/75	McGAVREN		4.0	
3.7	4.4	4.8	4.2	4.6	9	WYSP fm AOR	8	2	6	7	18	15/71	TORBET	ABC-R	6.9	
4.7	4.0	4.7	4.4	4.5	11	WWDB fm Talk	14	12	17	17	15	11/100	W & P	ABC-I	4.1	
5.1	6.5	4.5	5.3	4.2	12	WMMR fm AOR	6	5	4	5	13	18/60	KATZ		5.4	
5.5	4.9	4.6	4.5	4.1	13	WIP am A/C	11	17	10	9	7	14/76	KATZ	ABC-D	4.5	
--	--	0.4	2.6	2.7	14	WKSZ fm A/C	16	11	13	12	11	13/80	HILLIER		2.0	
3.0	2.4	2.1	2.5	2.7	14	WSNI-FM A/C	13	15	8	10	12	20/53	RKO	RKO-1	3.4	
2.5	1.7	3.5	2.8	2.3	16	WFIL am Ctry	15	19	14	15	14	19/56	BLAIR	RKO-2	2.1	
3.4	3.8	2.4	2.4	1.8	17	WWSH fm A/C	17	13	11	16	16	17/65	CHRISTAL		1.5	
1.9	1.9	1.4	1.6	1.7	18	WDAS am Blk	18	14	16	18	19	18/60	HILLIER	NBN	0.5	
1.8	1.5	1.9	2.3	1.7	18	WFLN-FM Clas	19	26	24	19	17	17/63	CMBS		2.7	
1.8	2.1	1.9	1.1	1.3	20	WHAT am Blk	20	7	20	20	20	20/55	W & P	SHRDN	0.5	
1.4	1.3	2.0	1.4	1.1	21	WJBR-FM BM	21	30	27	22	21	17/64	McGAVREN		--	

Demographic Rank

Men 18-34	Women 18-34	Men 18-49	Women 18-49	Men 25-54	Women 25-54
1 WMMR	1 WMGK	1 WIOQ	1 WMGK	1 WMGK	1 WMGK
2 WYSP	2 WUSL	2 WMMR	2 WUSL	2 KYW	2 WUSL
3 WIOQ	3 WIOQ	3 WDAS-FM	3 WIOQ	3 WIOQ	3 WEAZ
4 WDAS-FM	4 WDAS-FM	4 WYSP	4 WDAS-FM	4 WDAS-FM	4 KYW
5 WUSL	5 WCAU-FM	5 WUSL	5 WCAU-FM	5 WUSL	5 WIP
6 WCAU-FM	6 WSNI-FM	6 WMGK	6 WIP	6 WEAZ	6 WDAS-FM
7 WMGK	7 WMMR	7 WCAU-FM	7 WSNI-FM	7 WMMR	7 WKSZ
8 WCAU	8 WYSP	8 KYW	8 KYW	8 WCAU	8 WIOQ
9 WSNI-FM	9 WWSH	9 WEAZ	9 WEAZ	9 WIP	9 WCAU-FM
10 KYW	10 WIP	10 WCAU	10 WKSZ	10 WPEN	10 WPEN

Format Reach

A/C	17.3
AOR	13.4
Blk/Urbn	15.0
BM/Easy	14.7
CHR	5.5
Clas	1.7
Ctry	2.3
Misc	12.6
News	8.2
Talk	9.3

Phoenix #24

R&R

SPRING '82	FALL '82	WINTER '83	SPRING '83	12+ AOH METRO RANK	STATION	FORMAT	CUME RANK	12-17 RANK	18-34 RANK	18-49 RANK	25-54 RANK	TURNOVER/AVG MINS LISTENED	NATIONAL REP FIRM	NETWORK	12+ BIRCH SHARE
6.8	7.6	6.8	8.9	1	KDKB fm	AOR	1	2	1	1	6	14/76	BLAIR	NBC-S	11.3
5.9	5.5	7.9	7.8	2	KUPD fm	AOR	3	1	2	4	10	14/79	MASLA		8.2
8.8	10.1	8.6	7.7	3	KTAR am	News	2	18	11	14	9	15/73	CBS SPOT	ABC-I	7.5
7.8	6.5	7.4	7.4	4	KNIX-FM	Ctry	5	11	6	3	1	12/89	CHRISTAL		9.0
4.8	4.6	6.5	6.8	5	KKLT fm	A/C	4	6	3	2	2	14/80	CBS SPOT		8.1
8.4	6.7	6.3	6.7	6	KQYT fm	Easy	9	24	13	7	3	11/96	EASTMAN		5.7
8.1	6.5	7.1	6.6	7	KMEO-FM	Easy	7	25	15	12	8	13/85	McGAVREN		5.8
3.5	3.3	4.2	5.0	8	KOPA-FM	CHR	6	3	4	6	12	17/64	TORBET	ABC-C	7.4
3.3	3.3	3.9	4.5	9	KOOL-FM	A/C	10	12	5	5	4	17/65	KATZ	CBS	3.7
5.7	4.9	4.6	4.5	9	KOY am	A/C	8	8	12	9	5	17/63	EASTMAN	NBC	4.7
4.0	4.9	4.0	3.8	11	KUKQ am	Urbn	15	4	7	10	16	9/120	MASLA		2.5
4.8	3.8	3.9	3.4	12	KZZP-FM	CHR	11	5	8	8	11	20/53	McGAVREN		5.9
--	3.6	4.4	3.3	13	KEZC fm	Ctry	12	7	10	11	7	15/74	MMR	RKO-2	3.6
2.7	2.6	1.2	2.7	14	KLFF am	BBnd	16	22	26	22	19	13/86	LOTUS		1.6
2.5	2.4	2.6	2.6	15	KJJJ am	Ctry	13	9	19	15	13	16/67	MMR	RKO-2	1.2
2.4	1.6	1.4	2.1	16	KSTM fm	AOR	19	17	9	13	15	11/98	ROSLIN		1.8
1.5	2.4	1.5	1.6	17	KNIX am	Ctry	14	16	22	16	14	21/51	CHRISTAL		1.7
2.1	1.9	1.7	1.5	18	KHEP-FM	Clas	20	29	24	20	17	15/70	CMBS		1.6
1.5	1.5	1.0	1.4	19	KOOL am	A/C	18	20	20	18	18	19/57	KATZ	CBS	0.2
--	1.1	2.4	1.2	20	KNNN fm	Span	26	10	28	27	20	9/126	LOTUS		0.8
1.3	0.6	0.8	1.1	21	KZZP am	CHR	17	13	14	17	22	30/36	McGAVREN		0.6
1.4	1.5	1.5	1.0	22	KMEO am	Easy	22	27	30	29	26	16/68	McGAVREN		0.4
1.5	2.7	2.4	1.0	22	KPHX am	Span	30	21	21	24	23	6/178	CABALLERO		0.5

Continued on Page 128

SUNBELT SUCCESS STORY!

Find out more about
Arizona's growth stations!

KTAR Newsradio 620 SM

Arizona's #1 Adult station!*

K-Lite *Light Rock* **99FM** SM

Phoenix's #1 station for Women, 18+ !*
Audience increase from #13 to #5 in one year!

Target your audience
in the largest growth
market between Dallas
and L.A. Find out more
about the dominant
influence and power-
ful impact of KTAR
"Newsradio" and K-Lite
"Lite Rock."

Call Mike Shields,
KTAR/KKLT Director of
Sales: (602) 274-6200.

Represented nationally by
CBS RADIO SPOT SALES

• New York	(212) 975-4575
• Atlanta	(404) 233-8281
• Chicago	(312) 951-3357
• Dallas	(214) 556-1145
• Detroit	(313) 352-2800
• Los Angeles	(213) 460-3701
• Philadelphia	(215) 581-5990
• St. Louis	(314) 444-3221
• San Francisco	(415) 765-4006

*ARBITRON/Spring '83. Metro, 18+, 6AM - 12M, Mon. - Sun.
KTAR and KKLT are part of the Pulitzer Broadcasting Company.

Pittsburgh #14

SPRING '82	FALL '82	WINTER '83	SPRING '83	12+ AOH METRO RANK	STATION	FORMAT	CUME RANK	12-17 RANK	18-34 RANK	18-49 RANK	25-54 RANK	TURNOVER/ AVG. MINS. LISTENED	NATIONAL REP. FIRM	NETWORK	12+ BIRCH SHARE
20.2	18.4	18.4	17.1	1	KDKA	am A/C	1	6	8	2	1	14/80	GROUP W	NBC	20.9
5.7	6.0	6.7	7.4	2	WBZZ	fm CHR	2	1	2	4	7	15/73	TORBET		10.0
5.9	6.7	6.3	6.9	3	WDVE	fm AOR	5	2	1	1	8	13/82	EASTMAN	NBC-S	9.7
4.3	3.9	5.4	6.3	4	WWSW	fm A/C	4	7	4	3	3	15/73	McGAVREN	ABC-C	2.5
5.5	6.7	5.0	5.9	5	WTAE	am A/C	6	11	7	5	2	15/71	KATZ	RKO-2	5.0
6.1	7.4	5.6	5.6	6	WAMO-FM	Urbn	9	4	3	6	5	12/91	SELCOM	SHRDN	5.1
5.6	5.0	5.6	5.5	7	WSHH	fm BM	8	13	12	11	9	13/85	BLAIR		4.8
--	2.7	3.4	4.8	8	WHTX	fm CHR	3	3	6	8	10	21/52	KATZ		6.0
5.0	4.1	5.0	4.8	8	WPNT	fm BM	10	9	11	9	6	13/84	GROUP W		3.3
3.7	5.2	5.7	4.5	10	WJAS	am BBnd	12	20	20	16	12	13/85	HILLIER	ABC-D	3.9
1.6	4.8	5.1	4.2	11	WHYW-FM	A/C	7	8	5	7	4	17/62	CHRISTAL		4.0
4.3	4.1	3.5	3.1	12	KQV	am News	11	16	13	14	14	19/56	EASTMAN	CBS	2.2
1.7	1.5	2.2	3.1	12	WTKN	am Talk	13	15	16	15	15	16/70	McGAVREN	ABC-C	3.2
2.3	2.8	2.1	2.3	14	WDSY	fm Ctry	15	10	10	10	11	16/69	MMR	ABC-I	3.9
2.8	2.2	2.6	1.7	15	WEEP	am Ctry	16	25	15	13	13	16/69	MMR	ABC-I	3.1
3.0	2.6	1.6	1.5	16	WYDD	fm CHR	14	5	9	12	16	25/43	MASLA	ABC-R	2.1
0.6	1.8	1.0	1.3	17	WNUF	fm BBnd	17	19	21	19	19	16/66			0.6
0.6	0.9	1.2	1.0	18	WPIT-FM	Rel	18	17	14	17	17	18/60			0.9

Demographic Rank

Men 18-34	Women 18-34	Men 18-49	Women 18-49	Men 25-54	Women 25-54
1 WDVE	1 WBZZ	1 WDVE	1 WWSW	1 WTAE	1 KDKA
2 WBZZ	2 WAMO-FM	2 WTAE	2 KDKA	2 KDKA	2 WWSW
3 WTAE	3 WHYW-FM	3 KDKA	3 WBZZ	3 WWSW	3 WHYW-FM
4 WAMO-FM	4 WWSW	4 WBZZ	4 WAMO-FM	4 WDVE	4 WTAE
5 WWSW	5 WHTX	5 WWSW	5 WHYW-FM	5 WAMO-FM	5 WAMO-FM
6 WHYW-FM	6 WDVE	6 WAMO-FM	6 WHTX	6 WHYW-FM	6 WPNT
7 WHTX	7 WTAE	7 WHYW-FM	7 WTAE	7 WBZZ	7 WSHH
8 KDKA	8 KDKA	8 WHTX	8 WDVE	8 WDSY	8 WBZZ
9 WYDD	9 WSHH	9 WYDD	9 WPNT	9 WPNT	9 WHTX
10 WDSY	10 WPNT	10 WDSY	10 WSHH	10 WHTX	10 WJAS

Format Reach

A/C	33.5
AOR	6.9
BBnd	5.8
Blk/Urbn	5.6
BM/Easy	10.3
CHR	13.7
Ctry	4.0
Misc	13.0
News	3.1
Rel	1.0
Talk	3.1

SPRING '82	FALL '82	SPRING '83	12+ MOH METRO RANK	STATION	FORMAT	CUME RANK	12-17 RANK	18-34 RANK	18-49 RANK	25-54 RANK	TURNOVER/ AVG MINS LISTENED	NATIONAL REP FIRM	NETWORK	12+ BIRCH SHARE
4.7	3.6	9.9	1	KRCK fm	AOR	3	2	1	1	8	10/108	SELCOM		8.7
6.1	6.8	7.9	2	KGW am	A/C	1	6	4	3	1	20/54	BLAIR	RKO-2	7.6
6.6	5.6	7.5	3	KCNR-FM	CHR	2	4	3	2	2	15/70	CHRISTAL	CBS-R	7.8
7.4	6.9	6.9	4	KUPL-FM	Easy	6	11	9	9	7	14/80	TORBET		7.1
5.8	7.6	6.3	5	KINK fm	AOR	5	8	2	4	3	15/70	BLAIR		7.0
5.9	5.6	6.2	6	KEX am	A/C	4	10	11	8	6	16/68	MMR	ABC-I	4.8
4.9	6.3	5.7	7	KXL-FM	BM	11	17	13	10	5	12/88	McGAVREN		4.3
1.5	4.2	5.0	8	KMJK fm	CHR	7	1	6	7	17	17/63	EASTMAN	AP	7.7
13.3	9.1	4.9	9	KGON fm	AOR	9	3	5	5	15	15/72	HILLIER		7.1
4.1	3.2	4.4	10	KUPL am	BBnd	12	21	21	18	16	14/78	TORBET	MBS	1.5
2.7	4.1	4.3	11	KJIB fm	Ctry	14	16	8	6	4	13/85	KATZ	ABC-E	3.5
5.4	3.9	4.1	12	KWJJ am	Ctry	10	15	14	12	9	18/62	KATZ	ABC-E	5.3
2.7	4.8	3.4	13	KXL am	News	13	18	18	16	13	16/67	McGAVREN	NBC	3.6
4.3	4.7	3.4	13	KYXI am	News	8	19	15	15	10	23/47	HILLIER	CBS	3.2
3.3	3.1	2.7	15	KYTE am	Ctry	17	9	17	13	12	18/62	SELCOM		1.8
1.6	--	2.5	16	KKSN am	Clas	16	13	10	14	11	20/54	CMBS		2.1
2.2	3.1	2.5	16	KQFM fm	A/C	15	7	7	11	14	21/51	MMR	RKO-1	3.6
2.8	2.3	2.0	18	KKEY am	Talk	20	22	24	24	21	10/105		MBS	2.1
1.0	1.8	1.7	19	KSKD fm	CHR	18	5	12	17	19	16/68	W & P		0.4
1.4	2.3	1.1	20	KPDQ-FM	Rel	19	20	16	19	18	22/49			2.4

Demographic Rank

Men 18-34	Women 18-34	Men 18-49	Women 18-49	Men 25-54	Women 25-54
1 KRCK	1 KINK	1 KRCK	1 KGW	1 KINK	1 KGW
2 KGON	2 KGW	2 KINK	2 KCNR-FM	2 KCNR-FM	2 KCNR-FM
3 KINK	3 KCNR-FM	3 KCNR-FM	3 KINK	3 KGW	3 KINK
4 KCNR-FM	4 KRCK	4 KGON	4 KRCK	4 KRCK	4 KUPL-FM
5 KGW	5 KMJK	5 KGW	5 KMJK	5 KXL-FM	5 KJIB
6 KMJK	6 KQFM	6 KEX	6 KJIB	6 KEX	6 KXL-FM
7 KQFM	7 KJIB	7 KXL-FM	7 KUPL-FM	7 KWJJ	7 KKSN
8 KUPL-FM	8 KGON	8 KJIB	8 KQFM	8 KJIB	8 KEX
9 KEX	9 KUPL-FM	9 KWJJ	9 KGON	9 KYXI	9 KQFM
10 KXL-FM	10 KKSN	10 KMJK	10 KXL-FM	10 KXL	10 KUPL

Format Reach

A/C	16.6
AOR	21.1
BBnd	4.4
BM/Easy	12.6
CHR	14.2
Clas	2.5
Ctry	11.1
Misc	7.6
News	6.8
Rel	1.1
Talk	2.0

Providence-Warwick-Pawtucket

#26

R&R

SPRING '82	FALL '82	SPRING '83	12+ ADH METRO RANK	STATION	FORMAT	CUME RANK	12-17 RANK	18-34 RANK	18-49 RANK	25-54 RANK	TURNOVER/ AVG. MINS LISTENED	NATIONAL REP. FIRM	NETWORK
10.7	12.6	12.3	1	WLKW-FM	BM	2	30	9	5	3	11/101	CHRISTAL	ABC-I
9.2	9.4	9.4	2	WPRO-FM	CHR	1	2	2	1	1	17/62	BLAIR	ABC-C
10.4	8.9	8.5	3	WHJY fm	AOR	3	1	1	2	5	14/75	KATZ	ABC-R
7.6	7.0	6.3	4	WPRO am	A/C	4	11	5	3	2	18/61	BLAIR	ABC-D
3.8	3.9	4.9	5	WLKW am	BBnd	12	33	13	9	8	8/134	CHRISTAL	ABC-I
3.2	4.6	4.8	6	WSNE fm	A/C	6	9	3	4	4	15/73	EASTMAN	RKO-1
4.9	3.2	4.3	7	WHJJ am	A/C	8	13	11	11	10	13/81	KATZ	ABC-E
4.6	5.9	3.9	8	WEAN am	News	9	15	14	13	12	14/75	McGAVREN	CBS
7.3	3.6	3.5	9	WPJB fm	A/C	5	5	7	8	6	21/51		
1.3	2.7	3.4	10	WBRU fm	AOR	7	7	4	6	9	20/54	ROSLIN	NBC-S
2.2	2.9	3.4	10	WMYS fm	A/C	10	12	6	7	7	14/78	CHRISTAL	
2.9	4.1	2.8	12	WBSM am	Talk	17	20	20	19	15	9/121	PRO RADIO	NBC
2.7	2.1	2.3	13	WXKS-FM	CHR	13	3	8	10	18	15/73	MMR	
3.4	3.7	1.9	14	WHIM am	Ctry	14	14	17	12	11	16/70	CHRISTAL	MBS
1.8	1.0	1.9	14	WSAR am	Talk	15	32	24	23	21	14/78	BLAIR	CBS
0.9	0.9	1.4	16	WNBH am	A/C	21	17	26	22	19	14/79		ABC-E
0.5	0.8	1.3	17	WALE am	A/C	24	16	32	29	28	13/84		MBS
1.9	1.8	1.3	17	WBZ am	A/C	19	19	23	17	14	19/57	GROUP W	ABC-E
0.7	1.3	1.3	17	WGNG am	Ctry	18	10	27	16	13	19/58	CHRISTAL	RKO-2
1.6	1.1	1.2	20	WCOZ fm	AOR	11	6	10	14	23	32/33	BLAIR	
--	--	1.2	20	WHTT fm	CHR	16	4	18	25	26	22/49	CBS-FM	CBS
0.5	0.5	1.0	22	WJIB fm	Easy	25	31	30	20	16	14/79	CHRISTAL	

Continued on Page 128

Riverside-San Bernardino-Ontario

#31 R&R

1983 R&R RATINGS REPORT/Vol. II • 127

SPRING '82	FALL '82	SPRING '83	12+ AOH METRO RANK	STATION	FORMAT	CUME RANK	12-17 RANK	18-34 RANK	18-49 RANK	25-54 RANK	TURNOVER/ AVG. MINS LISTENED	NATIONAL REP FIRM	NETWORK
5.3	5.3	6.0	1	KDUO fm	BM	9	27	17	9	4	9/118	BLAIR	
6.2	6.6	5.8	2	KFI am	CHR	1	9	3	2	1	16/66	CHRISTAL	MBS
3.0	5.2	5.0	3	KIIS fm	CHR	2	7	1	1	3	15/73	McGAVREN	ABC-C
3.3	2.4	4.8	4	KCKC am	Ctry	14	25	14	11	7	9/128	HILLIER	ABC-I
3.8	4.8	4.4	5	KBIG fm	Easy	4	26	19	15	8	13/82	TORBET	
4.1	3.2	4.1	6	KGGI fm	CHR	3	5	5	3	2	15/72	MCGAVREN	CBS-R
4.7	4.1	4.0	7	KMET fm	AOR	5	6	2	4	5	14/75	EASTMAN	
3.3	2.5	3.9	8	KABC am	Talk	12	35	22	18	10	11/99	KATZ	ABC-I
2.1	3.3	3.3	9	KCAL-FM	AOR	13	2	6	5	18	12/87	W & P	NBC-S
3.0	3.5	3.3	9	KNX am	News	7	37	33	29	21	17/63	CBS SPOT	CBS
1.8	3.4	3.0	11	KQLH fm	A/C	10	19	13	7	6	17/63	W & P	MBS
2.4	2.5	2.9	12	KLOS fm	AOR	8	4	4	6	20	19/56	KATZ	ABC-R
0.8	1.2	2.5	13	KROQ-FM	AOR	21	3	10	14	26	11/101	ROSLIN	
1.2	1.0	2.3	14	KMPC am	Easy	17	32	30	26	23	16/67	MMR	
3.7	3.6	2.3	14	KOLA fm	AOR	6	1	12	16	31	24/44	MASLA	ABC-F
2.1	2.0	2.2	16	KLAC am	Ctry	15	18	23	20	15	18/60	EASTMAN	ABC-D
2.8	1.8	2.2	16	KRTH fm	CHR	11	15	11	8	9	23/46	RKO	RKO-1
2.2	1.8	2.2	16	KUTE fm	Urbn	20	11	7	10	13	17/66	MASLA	
1.9	2.0	2.1	19	KFXM am	CHR	18	8	9	13	16	17/63	BLAIR	
3.7	2.1	2.1	19	KOST fm	A/C	16	20	8	12	11	19/57	CHRISTAL	
2.2	2.3	1.8	21	KBON fm	BM	24	29	38	33	25	13/84	SELCOM	
2.0	1.5	1.7	22	KDIG am	Ctry	23	22	27	21	14	14/75	SELCOM	ABC-E
2.1	2.5	1.6	23	KNTF fm	Ctry	26	12	18	19	17	13/80	HILLIER	
2.7	2.6	1.4	24	KMEN am	Gold	22	13	15	17	12	19/58	MCGAVREN	CBS
--	1.3	1.3	25	KTNQ am	Span	40	14	21	25	30	8/138	CABALLERO	

Continued on Page 128

Phoenix #24

Continued from Page 122

Demographic Rank

Men 18-34	Women 18-34	Men 18-49	Women 18-49	Men 25-54	Women 25-54
1 KDKB	1 KKLT	1 KDKB	1 KKLT	1 KNIX-FM	1 KKLT
2 KUPD	2 KOPA-FM	2 KUPD	2 KNIX-FM	2 KOOL-FM	2 KNIX-FM
3 KOOL-FM	3 KDKB	3 KNIX-FM	3 KOPA-FM	3 KDKB	3 KQYT
4 KKLT	4 KUPD	4 KOOL-FM	4 KDKB	4 KQYT	4 KOOL-FM
5 KSTM	5 KOOL-FM	5 KKLT	5 KUPD	5 KOY	5 KOY
6 KOPA-FM	6 KZZP-FM	6 KOPA-FM	6 KOOL-FM	6 KUPD	6 KMEQ-FM
7 KNIX-FM	7 KUKQ	7 KSTM	7 KQYT	7 KTAR	7 KEZC
8 KUKQ	8 KNIX-FM	8 KQYT	8 KZZP-FM	8 KKLT	8 KOPA-FM
9 KZZP-FM	9 KEZC	9 KOY	9 KUKQ	9 KEZC	9 KTAR
10 KTAR	10 KVVA	10 KTAR	10 KOY	10 KMEQ-FM	10 KZZP-FM

Format Reach

A/C	17.2
AOR	18.8
BBnd	2.7
Blk/Urban	3.8
BM/Easy	14.3
CHR	9.5
Class	1.5
Ctry	14.9
Misc	7.4
News	7.7
Span	2.2

Providence-Warwick-Pawtucket #26

Continued from Page 126

Demographic Rank

Men 18-34	Women 18-34	Men 18-49	Women 18-49	Men 25-54	Women 25-54
1 WHJY	1 WPRO-FM	1 WHJY	1 WPRO-FM	1 WPRO	1 WPRO-FM
2 WPRO-FM	2 WHJY	2 WPRO-FM	2 WPRO	2 WPRO-FM	2 WPRO
3 WBRU	3 WSNE	3 WSNE	3 WLKW-FM	3 WHJY	3 WLKW-FM
4 WSNE	4 WPRO	4 WPRO	4 WHJY	4 WLKW-FM	4 WSNE
5 WMYS	5 WPJB	5 WBRU	5 WSNE	5 WSNE	5 WPJB
6 WPRO	6 WBRU	6 WMYS	6 WPJB	6 WMYS	6 WMYS
7 WPJB	7 WMYX	7 WPJB	7 WMYS	7 WLKW	7 WHJY
8 WCOZ	8 WLKW-FM	8 WLKW-FM	8 WBRU	8 WHJJ	8 WHIM
9 WHJJ	9 WXKS-FM	9 WHJJ	9 WXKS-FM	9 WPJB	9 WLKW
10 WBCN	10 WCOZ	10 WLKW	10 WHIM	10 WBRU	10 WJIB

Format Reach

A/C	26.3
AOR	13.1
BBnd	4.9
BM/Easy	13.3
CHR	12.9
Ctry	3.2
Misc	17.7
News	3.9
Talk	4.7

Riverside-San Bernardino-Ontario #31

Continued from Page 127

SPRING '82	FALL '82	SPRING '83	12+ ADH METRO RANK	STATION	FORMAT	CUME RANK	12-17 RANK	18-34 RANK	18-49 RANK	25-54 RANK	TURNOVER/AVG MINS LISTENED	NATIONAL REP FIRM	NETWORK
1.7	0.7	1.2	26	KBRT am	BBnd	25	43	25	22	19	18/60		
1.6	1.1	1.2	26	KFWB am	News	19	23	35	28	27	30/36	RAR	NBC
0.7	0.8	1.2	26	KHYE fm	A/C	42	42	42	40	37	6/177	H OAKES	ABC-E
2.4	1.8	1.1	29	KNX-FM	AOR	28	31	16	24	22	19/56	CBS-FM	
0.7	0.5	1.0	30	KRLA am	Gold	29	17	20	23	28	19/58	HILLIER	

Demographic Rank

Men 18-34	Women 18-34	Men 18-49	Women 18-49	Men 25-54	Women 25-54
1 KMET	1 KIIS	1 KFI	1 KIIS	1 KFI	1 KDUO
2 KLOS	2 KGGI	2 KMET	2 KGGI	2 KMET	2 KGGI
3 KIIS	3 KUTE	3 KIIS	3 KFI	3 KABC	3 KFI
4 KFI	4 KOST	4 KLOS	4 KDUO	4 KIIS	4 KIIS
5 KCAL-FM	5 KFI	5 KCAL-FM	5 KCKC	5 KGGI	5 KCKC
6 KROQ-FM	6 KRTH	6 KGGI	6 KQLH	6 KBIG	6 KQLH
7 KFXM	7 KCAL-FM	7 KRTH	7 KOST	7 KRTH	7 KBIG
8 KOLA	8 KMET	8 KABC	8 KUTE	8 KQLH	8 KOST
9 KRTH	9 KOLA	9 KROQ-FM	9 KRTH	9 KMPC	9 KRTH
10 KGGI	10 KLOS	10 KFXM	10 KCAL-FM	10 KLOS	10 KNTF

Format Reach

A/C	6.3
AOR	16.1
BBnd	1.2
Blk/Urban	2.2
BM/Easy	14.5
CHR	19.2
Ctry	10.3
Gold	2.4
Misc	18.1
News	4.5
Span	1.3
Talk	3.9

SPRING '82	FALL '82	SPRING '83	12 + AOR METRO RANK	STATION	FORMAT	CUME RANK	12-17 RANK	18-34 RANK	18-49 RANK	25-54 RANK	TURNOVER/ AVG. MINS. LISTENED	NATIONAL REP. FIRM	NETWORK	12+ BIRCH SHARE
13.7	13.5	13.5	1	WEZO fm	BM	2	6	7	4	2	12/91	KATZ		9.6
10.0	9.6	10.7	2	WVOR fm	A/C	4	7	2	1	1	12/88	McGAVREN		8.4
9.9	10.8	10.0	3	WCMF fm	AOR	3	1	1	2	8	14/78	CBS-FM		12.5
10.1	9.1	8.7	4	WHAM am	A/C	1	9	8	9	3	19/58	MMR	ABC-I	9.1
3.2	6.5	6.9	5	WPXY fm	CHR	5	3	3	3	4	18/59	CHRISTAL		8.3
8.2	7.2	6.1	6	WMJQ fm	AOR	6	2	4	5	10	19/57	BLAIR	ABC-R	9.8
5.1	5.9	5.1	7	WHFM fm	CHR	7	4	5	6	6	21/52	MMR	ABC-C	5.2
7.9	4.9	5.0	8	WNYR am	Ctry	9	13	9	8	5	13/84	KATZ	ABC-E	6.0
5.3	5.2	4.9	9	WPXN am	BBnd	11	16	14	12	11	10/110	CHRISTAL	CBS	1.8
4.4	5.1	4.3	10	WBBF am	A/C	8	8	10	10	7	20/54	BLAIR	ABC-D	3.9
3.1	2.5	4.3	10	WDKX fm	Blk	10	5	6	7	9	11/94	RILEY	NBN	6.6
0.5	2.9	3.3	12	WYLF fm	BBnd	12	17	19	17	17	13/85	MASLA		3.0
2.2	1.6	1.6	13	WFLC fm	Ctry	15	18	11	11	12	14/76	MARKET 4	ABC-E	0.4
1.6	1.4	1.6	13	WRTK am	Talk	13	20	16	16	15	26/42	HILLIER	NBC	1.2
--	0.4	1.1	15	WPCX fm	Misc	16	12	12	13	13	18/61	MARKET 4		--
--	--	1.0	16	WCGR am	A/C	18	19	18	14	14	8/143	MARKET 4	ABC-E	0.5

Demographic Rank

Men 18-34	Women 18-34	Men 18-49	Women 18-49	Men 25-54	Women 25-54
1 WCMF	1 WVOR	1 WCMF	1 WVOR	1 WVOR	1 WVOR
2 WVOR	2 WPXY	2 WVOR	2 WPXY	2 WEZO	2 WEZO
3 WMJQ	3 WCMF	3 WMJQ	3 WEZO	3 WCMF	3 WNYR
4 WPXY	4 WHFM	4 WPXY	4 WHFM	4 WHAM	4 WHAM
5 WDKX	5 WMJQ	5 WEZO	5 WCMF	5 WPXY	5 WPXY
6 WHFM	6 WDKX	6 WDKX	6 WNYR	6 WNYR	6 WHFM
7 WEZO	7 WEZO	7 WHFM	7 WDKX	7 WHFM	7 WBBF
8 WNYR	8 WHAM	8 WNYR	8 WMJQ	8 WBBF	8 WDKX
9 WBBF	9 WNYR	8 WHAM	9 WHAM	9 WDKX	9 WMJQ
10 WHAM	10 WBBF	10 WBBF	10 WBBF	10 WMJQ	10 WCGR

Format Reach

A/C	24.7
AOR	16.1
BBnd	8.2
Blk/Urbn	4.3
BM/Easy	13.5
CHR	12.0
Ctry	6.6
Misc	13.0
Talk	1.6

1

WESTWOOD ONE

SUPERSTAR CONCERTS

ONE OF 28 GREAT RADIO PROGRAMS FROM AMERICA'S NUMBER ONE PRODUCER OF NATIONALLY SPONSORED RADIO PROGRAMS, CONCERTS AND SPECIALS.

Salt Lake City-Ogden #43



SPRING '82	FALL '82	SPRING '83	12+ ADH METRO RANK	STATION	FORMAT	CUME RANK	12-17 RANK	18-34 RANK	18-49 RANK	25-54 RANK	TURNOVER/AVG MINS LISTENED	NATIONAL REP FIRM	NETWORK	12+ BIRCH SHARE
9.0	13.1	11.9	1	KSL am	A/C	1	12	4	1	2	15/74	TORBET	CBS	10.0
10.7	10.2	11.3	2	KSFI fm	BM	2	11	6	2	1	12/92	BLAIR		8.8
5.8	7.0	8.2	3	KRSP-FM	AOR	3	1	2	5	9	16/68	SELCOM		12.4
7.6	6.3	6.0	4	KCPX-FM	AOR	4	3	1	6	10	16/69	KATZ		5.9
6.8	10.4	5.9	5	KSOP-FM	Ctry	8	6	8	8	6	13/87	MMR		6.4
3.4	3.4	5.5	6	KALL-FM	A/C	7	14	5	3	3	15/75	EASTMAN	RKO-1	4.1
4.6	3.8	5.2	7	KISN fm	A/C	6	13	3	4	4	16/67	McGAVREN	CBS-R	4.6
3.8	4.9	4.9	8	KALL am	A/C	5	25	10	7	5	17/63	EASTMAN	NBC	5.0
3.2	2.1	4.2	9	KZAN fm	Ctry	15	10	9	9	7	14/76	CHRISTAL	RKO-2	3.6
5.5	4.4	3.5	10	KLUB am	BM	14	23	20	19	16	18/61	McGAVREN	NBC	2.6
3.2	3.2	2.9	11	KLRZ fm	A/C	12	8	7	11	15	22/49	HILLIER		3.0
3.0	2.1	2.9	11	KRGO am	Ctry	18	20	16	10	8	13/84	CHRISTAL	ABC-E	2.7
3.7	3.8	2.7	13	KRSP am	CHR	9	2	14	16	20	28/39	SELCOM		2.5
3.2	3.2	2.6	14	KCPX am	A/C	11	9	12	12	11	26/41	KATZ	ABC-C	2.1
4.0	4.5	2.6	14	KDAB fm	A/C	10	5	11	14	17	27/40	W & P		5.0
5.1	3.3	2.6	14	KFMY fm	CHR	13	7	13	13	13	25/44	MASLA		4.4
1.1	0.7	1.9	17	KJQN am	CHR	21	16	15	15	14	14/79			0.8
2.0	1.9	1.9	17	KSOP am	Ctry	16	18	18	17	12	23/47	MMR		1.5
0.9	0.8	1.5	19	KCGL fm	BM	26	21	24	24	21	10/114	SCHWARTZ		0.6
--	2.3	1.2	20	KDYL am	News	17	17	25	21	22	33/32	BLAIR	MBS	1.1

Continued on Page 137

BUYING SALT LAKE IS A BREEZE... WITH ^{KSFI}FM100 AND ^{KDYL}NEWS RADIO 1280
THE RIGHT COMBINATION TO REACH ADULTS.

Represented by Blair Radio • 57 W. South Temple, S.L.C., Utah 84101 • (801) 524-2600

BUYING SALT LAKE IS A BREEZE WITH THE RIGHT COMBINATION

Buying the Salt Lake-Ogden market is easier than you think. Just start with the market's leading AM/FM combination for practically all major adult demo's and dayparts:

K-S-F-I and **KDYL**
FM100 **NEWS**
RADIO 1280

First, just look at the numbers* you get with Beautiful Music KSFI FM-100 and all news KDYL AM1280:

- #1 in Adults 18 + (Metro) 6am-Midnight, Mon-Sun
- #1 in Adults 25-49 (Metro) 6am-Midnight, Mon-Fri & Mon-Sun
- #1 in Adults 35-64 (Metro) 6am-7pm, 6am-Midnight, Mon-Fri & Mon-Sun
- #1 in Men 25-54 (Metro) 6am-Midnight, Mon-Fri & Mon-Sun
- #1 in Men 35-64 (Metro) 6am-Midnight, Mon-Fri & Mon-Sun
- #1 in Women 18 + (Metro) 6am-Midnight, Mon-Fri & Mon-Sun
- #1 in Women 18-49 (Metro) 6am-Midnight, Mon-Fri & Mon-Sun
- #1 in Women 25-54 (Metro) 6am-Midnight, Mon-Fri & Mon-Sun

Then, look at the market: a growing, vibrant area with the nation's highest birth rate, a 9.8 % increase in total population since 1980** and targeted as one of the nation's most promising markets through the 1990's.

KSFI FM-100 and KDYL Newsradio 1280. They'll make buying Salt Lake a breeze. Call Craig Hanson at (801) 524-2600 or your Blair radio rep for rates and additional information.

57 W. South Temple, Suite 800, Salt Lake City, Utah 84101
(801) 524-2600



Sacramento #35



SPRING '82	FALL '82	SPRING '83	12+ AOH METRO RANK	STATION	FORMAT	CUME RANK	12-17 RANK	18-34 RANK	18-49 RANK	25-54 RANK	TURNOVER/AVG. MINS LISTENED	NATIONAL REP FIRM	NETWORK	12+ BIRCH SHARE
5.8	5.5	8.2	1	KEWT fm	BM	3	11	12	12	5	11/95	EASTMAN		4.6
13.7	8.5	7.9	2	KZAP fm	AOR	1	1	1	2	9	14/76	McGAVREN		11.3
9.9	10.2	7.4	3	KXOA-FM	A/C	2	7	2	1	1	14/76	BLAIR	ABC-D	6.9
5.6	4.8	6.7	4	KRAK am	Ctry	8	9	10	7	3	12/87	EASTMAN		6.3
5.6	7.7	6.5	5	KCTC fm	BM	7	8	11	9	4	13/83	CHRISTAL		5.8
3.1	5.7	6.3	6	KAER fm	Ctry	11	10	5	3	2	11/98	KATZ		7.9
3.9	4.6	5.2	7	KFBK am	News	9	20	14	13	10	15/74	KATZ	MBS	3.6
2.4	3.3	4.9	8	KWOD fm	CHR	6	4	4	4	8	18/59		ABC-F	5.9
3.3	5.1	4.8	9	KROY fm	AOR	5	2	3	6	15	19/57	SELCOM		4.8
3.9	5.3	4.8	9	KXOA am	BBnd	15	14	15	15	12	9/117	BLAIR	ABC-D	3.0
4.7	5.2	4.5	11	KSFM fm	A/C	4	5	6	5	6	20/53	MMR		4.8
4.2	4.6	4.2	12	KGNR am	Talk	10	22	13	14	11	18/61	CHRISTAL	CBS	3.5
3.1	3.3	3.7	13	KPOP fm	CHR	14	3	7	10	14	15/72	CBS-FM		5.3
2.0	2.5	3.2	14	KFRC am	CHR	12	6	9	11	13	21/51	RKO		2.3
3.3	3.0	3.1	15	KHYL fm	Gold	13	12	8	8	7	20/55	W & P		4.0
2.2	1.5	1.6	16	KGO am	Talk	17	17	20	21	21	17/64	BLAIR	ABC-I	1.8
2.0	1.2	1.5	17	KGMS am	Misc	16	21	21	18	17	22/48	MMR	CBS	1.9
1.0	1.2	1.3	18	KFIA am	Rel	20	25	16	16	16	16/68			1.9
2.5	1.4	1.0	19	KNBR am	A/C	18	13	19	17	18	26/42	McGAVREN	NBC	1.4

Demographic Rank

Men 18-34	Women 18-34	Men 18-49	Women 18-49	Men 25-54	Women 25-54
1 KZAP	1 KXOA-FM	1 KZAP	1 KXOA-FM	1 KRAK	1 KXOA-FM
2 KROY	2 KWOD	2 KAER	2 KSFM	2 KAER	2 KAER
3 KXOA-FM	3 KSFM	3 KXOA-FM	3 KWOD	3 KXOA-FM	3 KCTC
4 KAER	4 KZAP	4 KROY	4 KAER	4 KCTC	4 KSFM
5 KWOD	5 KPOP	5 KHYL	5 KZAP	5 KHYL	5 KRAK
6 KHYL	6 KAER	6 KRAK	6 KCTC	6 KFBK	6 KEWT
7 KRAK	7 KROY	7 KWOD	7 KPOP	7 KEWT	7 KXOA
8 KSFM	8 KFRC	8 KFBK	8 KRAK	8 KZAP	8 KWOD
9 KPOP	9 KHYL	9 KSFM	9 KEWT	9 KWOD	9 KFRC
10 KFRC	10 KRAK	10 KCTC	10 KFRC	10 KGNR	10 KHYL

Format Reach

A/C	12.9
AOR	12.7
BBnd	4.8
BM/Easy	14.7
CHR	11.8
Ctry	13.0
Gold	3.1
Misc	14.7
News	5.2
Rel	1.3
Talk	5.8

SPRING '82	FALL '82	WINTER '83	SPRING '83	12+ ADH METRO RANK	STATION	FORMAT	CUME RANK	12-17 RANK	18-34 RANK	18-49 RANK	25-54 RANK	TURNOVER/ AVG MINS LISTENED	NATIONAL REP FIRM	NETWORK	12+ BIRCH SHARE
21.1	23.4	20.6	20.9	1	KMOX	am Talk	1	6	6	1	1	10/104	CBS SPOT	CBS	24.3
3.4	6.9	8.8	10.6	2	KHTR	fm CHR	2	1	1	2	6	14/78	CBS-FM	CBS	12.7
6.6	4.9	4.9	7.0	3	KEZK	fm BM	3	13	12	8	2	12/91	MMR		4.5
6.1	5.5	7.0	6.8	4	KMJM	fm Urbn	8	3	3	4	5	10/107	McGAVREN		7.4
6.7	6.5	5.8	6.2	5	WIL-FM	Ctry	5	7	7	6	3	12/90	BLAIR		7.1
5.4	6.2	5.4	5.8	6	KSD-FM	A/C	4	8	4	3	4	13/81	TORBET		4.7
4.5	5.7	6.3	5.5	7	KSHE	fm AOR	6	4	2	5	8	13/81	KATZ		7.2
8.7	5.6	4.4	5.5	7	KWK-A&F	AOR	4	2	4	6	14	15/74	HILLIER		6.8
3.9	3.8	5.8	4.8	9	WRTH	am BBnd	10	22	21	14	9	12/91	MMR	ABC-I	3.2
4.1	3.5	3.4	4.4	10	KSD	am Ctry	9	14	11	9	7	13/81	TORBET	MBS	3.8
4.1	4.1	2.3	2.5	11	KYKY	fm A/C	11	12	8	10	10	20/53	RKO		3.5
2.8	3.3	3.6	2.5	11	WZEN	fm Blk	14	5	9	12	13	13/85	W & P	NBN	2.2
2.2	2.3	2.0	2.2	13	KADI-FM	A/C	13	17	10	11	12	18/62	SELCOM	RKO-1	1.5
3.5	2.6	2.7	1.9	14	KXOK	am Talk	12	11	15	13	11	25/44	KATZ	NBC	2.2
2.7	1.9	2.5	1.8	15	KATZ	am Blk	15	10	14	15	14	17/63	W & P	NBN	0.8
1.9	2.1	2.1	1.5	16	WESL	am Blk	16	9	13	16	15	16/67	R A LAZAR	SHRDN	0.2
3.0	2.0	2.3	1.1	17	WIL	am Ctry	17	20	24	18	17	21/52	BLAIR	ABC-E	1.1

Demographic Rank

Men 18-34	Women 18-34	Men 18-49	Women 18-49	Men 25-54	Women 25-54
1 KSHE	1 KHTR	1 KMOX	1 KHTR	1 KMOX	1 KMOX
2 KWK-A/F	2 KSD-FM	2 KSHE	2 KMOX	2 WIL-FM	2 KEZK
3 KMJM	3 KMJM	3 KMJM	3 KSD-FM	3 KEZK	3 KSD-FM
4 KHTR	4 KSHE	4 KHTR	4 KMJM	4 KSD-FM	4 WIL-FM
5 WMOX	5 KYKY	5 WIL-FM	5 WIL-FM	5 KSHE	5 KHTR
6 KSD-FM	6 WIL-FM	6 KWK-A/F	6 KEZK	6 KSD	6 KMJM
7 WIL-FM	7 KMOX	7 KSD-FM	7 KYKY	7 KMJM	7 KYKY
8 WZEN	8 KWK-A/F	8 KEZK	8 KSHE	8 KHTR	8 KSD
9 KYKY	9 KADI-FM	9 KSD	9 KADI-FM	9 WRTH	9 WRTH
10 KSD	10 WZEN	10 WZEN	10 KWK-A/F	10 WZEN	10 KADI-FM

Format Reach

A/C	10.5
AOR	11.0
BBnd	4.8
Blk/Urbn	12.6
BM/Easy	7.0
CHR	10.6
Ctry	11.7
Misc	9.0
Talk	22.8

San Antonio #38



SPRING '82	FALL '82	SPRING '83	12+ AOH METHO RANK	STATION	FORMAT	CUME RANK	12-17 RANK	18-34 RANK	18-49 RANK	25-54 RANK	TURNOVER/ AVG. MINS. LISTENED	NATIONAL REP. FIRM	NETWORK	12+ BIRCH SHARE
6.5	6.3	10.2	1	KQXT fm	BM	4	15	9	7	3	9/117	KATZ		6.1
--	--	8.2	2	KXZL fm	AOR	5	1	1	3	12	11/96	TORBET		14.4
5.4	5.2	7.3	3	WOAI am	N/T	10	16	13	11	8	11/102	CBS SPOT	CBS	5.2
6.0	7.5	7.2	4	KAJA fm	Ctry	7	7	4	1	1	12/89	CBS-FM		8.6
7.4	6.4	6.3	5	KTSA am	CHR	1	6	6	5	4	21/53	BLAIR		6.2
6.4	6.0	6.2	6	KKYX am	Ctry	6	14	12	9	5	15/74	CHRISTAL	ABC-D	3.9
9.0	7.3	6.1	7	KTFM fm	CHR	2	4	5	4	7	17/65	BLAIR		9.1
11.1	12.2	5.9	8	KISS fm	AOR	3	3	2	6	11	17/64	McGAVREN	NBC-S	7.4
4.6	5.4	5.9	8	KLLS-FM	A/C	9	10	3	2	2	14/79	SELCOM		6.8
5.5	6.0	5.2	10	KCOR am	Span	13	12	14	13	10	11/98	KATZ		7.8
4.2	4.6	4.4	11	KBUC-FM	Ctry	12	17	11	10	6	15/73	EASTMAN	ABC-I	3.0
3.8	5.7	4.0	12	KITY fm	CHR	8	2	8	12	14	20/53	MMR	ABC-F	5.1
4.9	4.0	3.8	13	KONO am	A/C	11	8	7	8	9	18/61	MMR	ABC-C	3.1
2.1	1.0	2.6	14	KAPE am	Blk	19	9	15	15	15	7/146	PRO RADIO	CBS-R	1.5
2.4	1.2	2.2	15	KSLR fm	Rel	15	11	10	14	13	11/95	GROSKIN	MBS	1.7
4.5	2.6	1.9	16	KEDA am	Span	14	25	19	17	17	14/79	SELCOM		1.6
0.5	1.7	1.6	17	KESI fm	AOR	17	5	16	18	24	14/78	PRO RADIO	CBS-R	1.6
--	--	1.4	18	KVAR am	Span	18	18	18	16	16	15/72			0.2
2.0	2.2	1.3	19	KBUC am	Ctry	16	19	20	19	18	19/57	EASTMAN	ABC-I	2.1
0.7	1.8	1.2	20	KGNB am	A/C	21	23	26	22	23	9/125	M & C	ABC-E	0.7

Demographic Rank

Men 18-34	Women 18-34	Men 18-49	Women 18-49	Men 25-54	Women 25-54
1 KISS	1 KLLS-FM	1 KISS	1 KAJA	1 KAJA	1 KLLS-FM
2 KXZL	2 KXZL	2 KAJA	2 KLLS-FM	2 KQXT	2 KAJA
3 KAJA	3 KTFM	3 KXZL	3 KTSA	3 KLLS-FM	3 KTSA
4 KONO	4 KAJA	4 KTFM	4 KTFM	4 KKYX	4 KQXT
5 KTFM	5 KTSA	5 KLLS-FM	5 KXZL	5 WOAI	5 KBUC-FM
6 KLLS-FM	6 KITY	6 KTSA	6 KQXT	6 KTSA	6 KTFM
7 KTSA	7 KISS	7 KONO	7 KITY	7 KTFM	7 KCOR
8 WOAI	8 KONO	8 KKYX	8 KBUC-FM	8 KONO	8 KKYX
9 KBUC-FM	9 KSLR	9 KQXT	9 KISS	9 KBUC-FM	9 WOAI
10 KKYX	10 KQXT	10 WOAI	10 KCOR	10 KXZL	10 KONO

Format Reach

A/C	10.9
AOR	15.7
Blk/Urbn	2.6
BM/Easy	10.2
CHR	16.4
Ctry	19.1
Misc	7.1
News	3.6
Rel	2.2
Span	8.5
Talk	3.7

SPRING '82	SUMMER '82	FALL '82	WINTER '83	SPRING '83	12+ AOH METRO RANK	STATION	FORMAT	CUME RANK	12-17 RANK	18-34 RANK	18-49 RANK	25-54 RANK	TURNOVER/ AVG MINS LISTENED	NATIONAL REP FIRM	NETWORK	12+ BIRCH SHARE
9.0	8.4	9.2	9.8	8.6	1	KJQY fm BM	3	18	12	10	3	11/102	GROUP W		6.7	
7.3	11.6	4.7	5.5	8.4	2	KFMB am A/C	1	7	7	2	1	14/77	McGAVREN		7.1	
9.6	5.5	6.6	5.4	5.6	3	KGB fm AOR	4	5	1	1	7	16/69	KATZ	NBC-S	7.2	
4.9	4.7	3.5	6.2	5.6	3	XTRA-FM AOR	5	2	2	5	16	16/70	MMR		8.2	
4.2	4.3	3.7	4.5	5.4	5	KYXY fm A/C	8	10	8	3	2	13/84	TORBET		5.7	
2.5	4.2	4.2	4.6	5.3	6	KFMB-FM A/C	2	6	3	4	4	19/56	McGAVREN		5.3	
4.4	5.8	5.1	4.6	4.4	7	KPRI fm AOR	7	1	4	8	19	18/59	EASTMAN		5.6	
2.7	3.1	4.2	3.5	4.3	8	XTRA am CHR	6	4	5	7	8	20/53	MMR		5.0	
4.4	4.4	4.8	5.4	4.0	9	KSDO am N/T	10	32	22	19	14	14/75	CBS SPT	CBS	4.5	
3.4	2.9	3.2	4.0	3.9	10	KBZT fm A/C	9	8	6	6	5	15/72	CHRISTAL		4.5	
2.9	2.0	2.8	3.4	3.6	11	KSDO-FM A/C	11	9	10	9	6	15/70	CBS SPOT		1.5	
4.0	4.8	5.7	3.3	3.0	12	XHRM fm Blk	19	3	11	13	18	12/92	W & P		4.6	
4.5	3.2	3.3	2.4	2.9	13	KFSD fm Clas	18	22	17	17	12	14/79	HILLIER		2.0	
2.4	2.6	3.0	3.5	2.7	14	KCBQ am Ctry	14	14	13	14	11	17/64	RKO	RKO-2	4.0	
2.9	1.9	3.1	2.4	2.6	15	KSON-FM Ctry	15	16	15	12	10	16/67	CHRISTAL	MBS	0.9	
2.7	3.4	3.1	1.6	2.5	16	KIFM fm A/C	13	17	9	11	9	19/57	SELCOM	CBS-R	2.7	
3.0	2.9	2.2	3.6	2.3	17	KCBQ-FM Ctry	17	11	14	15	13	18/61	RKO		4.9	
2.5	2.8	5.2	3.6	2.3	17	KMLO am BBnd	21	30	31	28	25	14/76	ROSLIN		2.4	
4.3	3.0	3.4	3.0	2.2	19	KOGO am A/C	12	12	16	16	15	23/46	EASTMAN	AP	2.0	
1.4	1.5	1.8	1.5	2.1	20	KEZL fm Easy	24	27	29	22	20	11/95	CBS-FM	ABC-D	1.3	
1.6	2.2	2.5	2.6	2.1	20	KNX am News	16	19	26	30	26	20/54	CBS SPOT	CBS	1.8	
2.7	2.3	2.4	1.9	2.0	22	KSON am Ctry	20	20	24	18	17	17/66	CHRISTAL	ABC-I	1.8	
1.3	0.8	1.2	1.5	1.4	23	KCNN am News	22	26	27	24	22	19/56	KATZ	ABC-E	1.7	
0.8	1.0	0.7	0.9	1.0	24	KFI am CHR	23	15	19	20	21	24/46	CHRISTAL	ABC-E	0.1	

Demographic Rank

Men 18-34	Women 18-34	Men 18-49	Women 18-49	Men 25-54	Women 25-54
1 KGB	1 KFMB-FM	1 KGB	1 KYXY	1 KFMB	1 KYXY
2 XTRA-FM	2 KBZT	2 KFMB	2 KFMB-FM	2 KYXY	2 KJQY
3 KFMB-FM	3 XTRA-FM	3 XTRA-FM	3 KBZT	3 KGB	3 KFMB
4 KPRI	4 KYXY	4 KFMB-FM	4 KFMB	4 KSON	4 KBZT
5 KFMB	5 XTRA	5 KYXY	5 XTRA-FM	5 KFMB-FM	5 KFMB-FM
6 XTRA	6 KIFM	6 KPRI	6 XTRA	6 KBZT-FM	6 KCBQ
7 KBZT	7 KGB	7 XTRA	7 KJQY	7 KSDO-FM	7 KIFM
8 KYXY	8 KSDO-FM	8 KSON-FM	8 KSDO-FM	8 XTRA	8 XTRA
9 KSDO-FM	9 XHRM	9 KBZT	9 KIFM	9 KJQY	9 KSDO-FM
10 XHRM	10 KPRI	10 KSDO-FM	10 KGB	10 KIFM	10 KFSD

Format Reach

A/C	31.3
AOR	15.6
BBnd	2.3
Blk/Urbn	3.0
BM/Easy	10.7
CHR	5.3
Clas	2.9
Ctry	9.6
Misc	11.8
News	5.5
Talk	2.0

San Francisco #4



SPRING '82	SUMMER '82	FALL '82	WINTER '83	SPRING '83	12+ AORH METRO RANK	STATION	FORMAT	CUME RANK	12-17 RANK	18-34 RANK	18-49 RANK	25-54 RANK	TURNOVER/ AVG MINS LISTENED	NATIONAL REP FIRM	NETWORK	12+ BIRCH SHARE
8.6	7.2	8.4	7.2	8.6	1	KGO	am Talk	1	24	9	1	1	12/90	BLAIR	ABC-I	10.1
4.9	4.6	6.7	6.3	5.1	2	KCBS	am N/T	3	28	23	12	4	18/60	CBS SPOT	CBS	5.0
4.2	5.0	3.7	4.1	4.2	3	KFRC	am CHR	2	1	3	5	10	23/47	RKO		4.3
2.4	2.8	3.0	3.3	4.1	4	KSAN	fm Ctry	8	15	7	2	2	13/84	KATZ	ABC-E	3.9
3.5	4.2	2.8	3.0	3.6	5	KNBR	am A/C	4	11	14	8	3	19/57	McGAVREN	NBC	4.1
2.0	2.6	2.9	4.0	3.2	6	KABL-FM	BM	10	47	32	25	16	15/70	CHRISTAL		2.7
3.7	2.9	2.2	2.1	3.2	6	KSFO	am A/C	7	27	36	26	13	16/66	MMR		3.9
2.5	3.4	3.2	3.7	3.2	6	KYUU	fm CHR	5	9	1	3	6	20/54	McGAVREN		2.7
2.5	2.3	2.4	3.0	3.1	9	KABL	am BM	11	39	42	29	17	16/69	CHRISTAL		1.2
2.9	3.2	2.8	3.5	3.1	9	KIOI	fm A/C	6	13	2	4	8	19/57	SELCOM	ABC-C	3.9
4.8	4.2	3.7	3.2	3.1	9	KSOL	fm Urbn	13	7	4	6	11	13/81	MASLA	NBN	3.7
2.4	2.5	3.5	3.2	2.9	12	KOIT	fm Easy	15	38	25	16	12	14/78	TORBET		2.1
2.9	2.8	2.8	2.9	2.7	13	KNEW	am Ctry	16	16	21	9	7	14/75	KATZ	ABC-E	3.8
3.2	2.7	2.6	3.3	2.6	14	KBLX	fm Urbn	19	19	5	7	5	14/80	HILLIER	SHRDN	3.8
2.7	3.2	3.3	2.4	2.4	15	KDIA	am Blk	14	5	11	14	23	17/64	SELCOM	SHRDN	2.2
1.4	--	1.3	1.1	2.3	16	KIQI	am Span	33	21	16	11	9	7/159	CABALLERO		--
3.7	3.3	3.3	2.1	2.3	16	KMEL	fm AOR	9	8	6	10	19	23/47	CHRISTAL		3.0
3.3	3.7	2.7	2.3	2.2	18	KRQR	fm AOR	12	3	10	15	26	20/54	CBS-FM	CBS	2.8
2.8	2.9	2.6	2.2	2.2	18	KSJO	fm AOR	17	2	12	18	35	17/65	HILLIER		2.1
--	0.6	0.7	0.8	2.0	20	KITS	fm CHR	18	4	13	17	33	19/58	MMR		2.2
--	0.9	1.6	1.2	1.9	21	KQAK	fm AOR	25	14	8	13	21	14/75	W & P		2.9
1.5	1.5	2.3	2.3	1.8	22	KBAY	fm BM	24	23	35	24	14	15/70	MMR		1.4
1.4	1.8	1.0	1.4	1.6	23	KDFC	fm Clas	26	43	27	23	20	17/65	GROSKIN		1.4
1.7	1.6	1.6	1.6	1.4	24	KLOK	am A/C	22	22	20	21	18	22/49	KATZ		0.9
1.3	1.2	1.1	1.4	1.3	25	KKHI-FM	Clas	28	34	34	32	27	17/63	HILLIER		1.8
1.8	1.6	1.5	1.6	1.3	25	KOME	fm AOR	20	6	17	27	40	24/45	TORBET		1.7
1.9	2.1	2.1	2.3	1.3	25	KYA	am Gold	21	26	19	20	15	24/45	EASTMAN	RKO-2	2.1
1.1	1.6	1.7	1.1	1.2	28	KEZR	fm A/C	29	17	18	19	22	17/65	CHRISTAL		1.8
0.8	1.0	0.8	1.0	1.1	29	KEEN	am Ctry	36	31	33	34	28	12/90	MMR		0.7
1.7	1.4	1.7	1.0	1.1	29	KLHT	fm A/C	30	30	15	22	24	18/61	EASTMAN	RKO-2	1.1
1.1	0.8	0.8	0.9	1.0	31	KGO-FM	Talk	23	25	31	36	29	29/37	BLAIR	ABC-D	0.7

Continued on Page 137

SPRING '82	FALL '82	SPRING '83	12+ AOH METRO RANK	STATION	FORMAT	CUME RANK	12-17 RANK	18-34 RANK	18-49 RANK	25-54 RANK	TURNOVER/ AVG. MINS LISTENED	NATIONAL REP FIRM	NETWORK	12+ BIRCH SHARE
1.6	0.9	1.1	21	KLO am	BBnd	20	19	23	20	19	26/41	EASTMAN	ABC-I	1.2
--	--	1.0	22	KABE fm	CHR	23	4	19	22	25	18/59			0.8
--	0.9	1.0	22	KLAF am	Misc	19	15	17	18	18	29/37			0.3
--	0.9	1.0	22	KZJO am	Talk	24	24	26	26	23	17/63		ABC-T	0.9

Demographic Rank

Men 18-34	Women 18-34	Men 18-49	Women 18-49	Men 25-54	Women 25-54
1 KRSP-FM	1 KISN	1 KSL	1 KSFI	1 KSL	1 KSFI
2 KCPX-FM	2 KALL-FM	2 KRSP-FM	2 KSL	2 KSFI	2 KSL
3 KSL	3 KLRZ	3 KSFI	3 KALL-FM	3 KALL-FM	3 KSOP-FM
4 KISN	4 KSFI	4 KCPX-FM	4 KISN	4 KISN	4 KALL
5 KALL-FM	5 KSL	5 KALL-FM	5 KLRZ	5 KALL	5 KALL-FM
6 KSFI	6 KCPX-FM	6 KISN	6 KSOP-FM	6 KRGO	6 KISN
7 KSOP-FM	7 KFMY	7 KALL	7 KALL	7 KZAN	7 KZAN
8 KZAN	8 KRSP-FM	8 KSOP-FM	8 KZAN	8 KSOP-FM	8 KFMY
9 KALL	9 KDAB	9 KZAN	9 KCPX-FM	9 KCPX-FM	9 KLRZ
10 KCPX	10 KSOP-FM	10 KRGO	10 KFMY	10 KRSP-FM	10 KLUB

Format Reach

A/C	35.6
AOR	14.2
BBnd	1.1
BM/Easy	16.3
CHR	8.2
Ctry	14.9
Misc	7.5
News	1.2
Talk	1.0

San Francisco #4

Demographic Rank

Men 18-34	Women 18-34	Men 18-49	Women 18-49	Men 25-54	Women 25-54
1 KYUU	1 KIOI	1 KGO	1 KIOI	1 KGO	1 KGO
2 KFRC	2 KBLX	2 KSAN	2 KSAN	2 KSAN	2 KSAN
3 KSOL	3 KYUU	3 KYUU	3 KGO	3 KNBR	3 KIQI
4 KQAK	4 KFRC	4 KSOL	4 KFRC	4 KCBS	4 KIOI
5 KMEL	5 KSOL	5 KNBR	5 KBLX	5 KYUU	5 KBLX
6 KIOI	6 KSAN	6 KFRC	6 KYUU	6 KSOL	6 KNEW
7 KSAN	7 KMEL	7 KCBS	7 KIQI	7 KBLX	7 KFRC
8 KGO	8 KIQI	8 KQAK	8 KSOL	8 KNEW	8 KNBR
9 KBLX	9 KLHT	9 KIOI	9 KNEW	9 KIOI	9 KYUU
10 KRQR	10 KDIA	10 KBLX	10 KMEL	10 KFRC	10 KCBS

Format Reach

A/C	13.6
AOR	9.9
Blk/Urbn	8.1
BM/Easy	11.0
CHR	9.4
Clas	2.9
Ctry	7.9
Gold	1.3
Misc	18.9
News	2.6
Span	2.3
Talk	12.1



WESTWOOD ONE

ROCK ALBUM COUNTDOWN

ONE OF 28 GREAT RADIO PROGRAMS FROM AMERICA'S NUMBER ONE PRODUCER OF NATIONALLY SPONSORED RADIO PROGRAMS, CONCERTS AND SPECIALS.

San Jose #28



SPRING '82	FALL '82	WINTER '83	SPRING '83	12 + ADH METRO RANK	STATION	FORMAT	CUME RANK	12-17 RANK	18-34 RANK	18-49 RANK	25-54 RANK	TURNOVER/AVG MINS LISTENED	NATIONAL REP FIRM	NETWORK
9.1	8.7	7.5	7.6	1	KGO	am Talk	3	19	16	3	1	12/88	BLAIR	ABC-I
8.5	8.3	7.2	7.3	2	KSJO	fm AOR	1	1	1	2	16	15/73	HILLIER	
4.1	5.2	5.2	4.9	3	KCBS	am News	2	33	22	16	6	19/57	CBS SPOT	CBS
3.9	6.1	4.2	4.7	4	KEZR	fm A/C	5	7	2	1	2	16/66	CHRISTAL	
4.7	7.1	6.4	4.5	5	KBAY	fm BM	7	13	20	9	3	16/69	MMR	
5.3	4.2	4.4	3.7	6	KOME	fm AOR	6	2	4	11	24	20/53	TORBET	
2.7	2.8	3.2	3.7	6	KSAN	fm Ctry	15	16	6	4	5	13/84	KATZ	ABC-E
2.8	2.3	3.5	3.6	8	KEEN	am Ctry	18	18	15	13	8	10/104	MMR	
3.5	2.5	3.1	3.6	8	KFRC	am CHR	4	3	9	10	13	21/50	RKO	
1.6	1.9	2.1	3.6	8	KWSS	fm CHR	8	4	8	8	12	19/57	W & P	
5.2	4.4	4.4	3.5	11	KLOK	am A/C	9	15	11	6	4	20/55	KATZ	
2.4	3.5	3.2	3.3	12	KYUU	fm CHR	10	6	3	5	7	19/56	McGAVREN	
2.6	2.9	3.0	3.1	13	KIOI	fm A/C	11	9	7	7	9	20/55	SELCOM	ABC-C
2.0	3.9	2.5	3.1	13	KOIT	fm Easy	13	30	17	15	11	16/66	TORBET	
2.9	3.5	2.8	2.7	15	KSOL	fm Urbn	16	5	5	14	17	15/72	MASLA	NBN
2.6	3.2	2.8	2.5	16	KLIV	am BBnd	17	37	38	32	15	15/70	SELCOM	
2.6	2.4	2.4	2.3	17	KNBR	am A/C	14	11	32	17	14	21/51	McGAVREN	NBC
2.1	2.8	2.7	2.2	18	KARA	fm Gold	12	28	10	12	10	26/42	SELCOM	
2.0	1.1	1.4	2.2	18	KSFO	am A/C	19	34	35	26	20	17/65	MMR	
1.4	0.9	1.2	1.5	20	KMEL	fm AOR	21	12	12	18	25	22/48	CHRISTAL	
2.4	1.3	1.9	1.4	21	KBLX	fm Urbn	25	22	13	19	19	16/66	HILLIER	SHRDN
2.0	1.3	3.0	1.4	21	KNTA	am Span	28	42	19	20	18	16/68	LOTUS	
0.7	1.4	1.4	1.3	23	KABL-FM	fm BM	24	29	40	38	37	19/56	CHRISTAL	
1.3	0.9	1.0	1.2	24	KABL	am BM	23	24	42	39	32	25/44	CHRISTAL	
0.4	0.6	0.7	1.2	24	KGO-FM	fm Talk	22	23	28	22	21	25/44	BLAIR	ABC-D
2.4	0.5	1.2	1.1	26	KPEN	fm A/C	26	25	21	23	23	20/54	SELCOM	AP
--	--	0.5	1.0	27	KITS	fm CHR	30	10	18	25	40	20/53	MMR	
--	0.5	0.7	1.0	27	KQAK	fm AOR	32	20	14	21	33	18/59	W & P	

Continued on Page 142

Seattle-Everett-Tacoma #16



SPRING '82	FALL '82	WINTER '83	SPRING '83	12+ AOH METHO RANK	STATION	FORMAT	CUME RANK	12-17 RANK	18-34 RANK	18-49 RANK	25-54 RANK	TURNOVER/ AVG. MINS. LISTENED	NATIONAL REP. FIRM	NETWORK	12+ BIRCH SHARE
11.0	10.8	10.3	9.0	1	KIRO	am News	1	13	8	3	1	16/67	TORBET	CBS	8.2
3.0	4.5	6.7	6.4	2	KBRD	fm BM	9	28	23	11	6	10/106	MASLA		4.5
4.9	5.7	5.1	6.0	3	KSEA	fm Easy	7	23	14	8	2	11/95	TORBET		3.5
4.1	4.9	5.3	5.5	4	KUBE	fm CHR	5	4	1	1	4	13/81	RKO		6.4
6.6	7.1	5.6	5.4	5	KOMO	am A/C	3	22	17	10	5	16/66	KATZ	ABC-I	5.1
7.5	6.2	5.6	5.0	6	KISW	fm AOR	4	3	2	2	12	15/72	McGAVREN		6.3
5.4	6.2	5.2	5.0	6	KZOK-FM	AOR	6	2	4	6	14	14/76	HILLIER		7.6
2.0	3.4	4.2	4.6	8	KIXI	am BBnd	14	12	27	23	17	11/98	CHRISTAL		3.7
3.6	3.2	3.2	4.3	9	KMPS-FM	Ctry	11	21	7	5	3	13/80	EASTMAN		3.6
3.1	3.5	3.0	4.0	10	KING-FM	Clas	13	29	12	13	7	13/81	BLAIR		3.4
3.2	3.6	2.9	3.5	11	KZAM	fm AOR	12	16	3	4	10	16/69	SELCOM	CBS-R	1.9
3.3	2.6	2.5	3.4	12	KJR	am A/C	2	10	5	7	8	28/39	McGAVREN	ABC-D	3.2
2.6	3.6	3.6	3.4	12	KNBQ	fm CHR	8	1	10	16	21	20/55	CHRISTAL		5.4
4.3	3.5	2.5	3.2	14	KVI	am N/T	10	18	20	17	11	21/53	MMR	MBS	3.3
2.6	2.9	2.2	3.0	15	KPLZ	fm A/C	15	7	6	9	9	17/65	MMR	RKO-1	2.6
2.6	1.7	3.3	2.4	16	KRPM	fm Ctry	22	8	18	14	15	14/79	W & P	AP	1.8
2.2	1.4	1.2	2.3	17	KEZX	fm A/C	21	14	9	12	13	15/72	HILLIER	ABC-E	2.0
1.6	2.3	2.5	2.1	18	KIXI-FM	A/C	19	9	15	15	18	19/58	CHRISTAL		2.4
2.2	2.2	1.6	2.1	18	KMPS	am Ctry	17	20	21	19	16	21/52	EASTMAN		1.9
1.6	1.8	3.1	2.0	20	KKFX	am CHR	20	5	13	20	19	17/62	W & P	UPI	3.4
1.7	2.8	3.0	2.0	20	KYYX	fm CHR	18	6	11	18	23	19/56	CHRISTAL		3.9
2.4	1.6	1.5	1.7	22	KING	am News	16	25	24	24	22	29/37	BLAIR	NBC	2.1
2.1	1.2	2.4	1.5	23	KBIQ	fm Rel	23	17	16	21	20	19/57	RADIO SPT	UPI	2.2
1.1	0.9	0.9	1.2	24	KTAC	am A/C	24	11	19	22	27	19/57	MASLA	ABC-D	0.4
2.3	1.8	2.4	1.0	25	KGDN	am Rel	27	32	31	30	28	17/62			1.4
0.4	0.5	--	1.0	25	KJUN	am Ctry	28	30	28	28	24	13/82		RKO-1	0.4

Continued on Page 142

Tampa-St. Petersburg #22



SPRING '82	FALL '82	WINTER '83	SPRING '83	12+ ADH METRO RANK	STATION	FORMAT	CUME RANK	12-17 RANK	18-34 RANK	18-49 RANK	25-54 RANK	TURNOVER/ AVG. MINS LISTENED	NATIONAL REP FIRM	NETWORK	12+ BIRCH SHARE
11.0	10.9	10.8	13.8	1	WWBA fm	BM	2	13	10	6	3	8/141	RKO		9.5
10.5	11.6	11.3	12.7	2	WRBQ-FM	CHR	1	1	1	1	1	12/94	EASTMAN	RKO-1	15.1
10.9	8.6	7.2	8.0	3	WQYK fm	Ctry	5	7	6	3	2	9/120	TORBET		8.7
6.5	5.2	6.1	6.2	4	WDAE am	BBnd	6	11	14	14	9	12/94	KATZ	ABC-I	6.8
4.1	5.0	4.3	5.6	5	WYNF fm	AOR	3	4	2	2	7	13/82	KATZ	ABC-R	8.1
6.6	6.8	6.7	5.2	6	WSUN am	Ctry	4	9	11	7	6	14/78	McGAVREN	RKO-2	7.9
5.2	6.9	5.0	4.7	7	WIQI-FM	A/C	10	6	4	5	4	12/87	CHRISTAL		6.8
4.6	5.7	5.6	4.0	8	WTMP am	Blk	12	2	7	8	8	10/111	MASLA	SHRDN	2.8
--	5.8	5.1	3.9	9	WMGG fm	A/C	9	10	3	4	5	15/72	SELCOM	ABC-C	5.9
5.3	3.0	4.3	3.5	10	WFLA am	A/C	7	12	13	12	10	19/58	BLAIR	NBC	3.9
--	--	--	3.5	10	WOJC-FM	BM	13	15	20	16	15	11/97	BLAIR		2.4
4.2	3.0	3.0	3.3	12	WQXM fm	AOR	8	3	5	9	13	19/58	McGAVREN	NBC-S	6.2
2.2	3.7	3.1	3.2	13	WPLP am	Talk	14	17	15	15	14	12/90	P-W RADIO	MBS	2.7
--	1.9	1.8	2.3	14	WLFW am	BBnd	17	20	24	21	20	8/136			1.1
--	--	1.3	1.8	15	WRBQ am	CHR	11	8	8	10	11	22/49	EASTMAN	RKO-1	--
1.4	1.0	1.5	1.5	16	WRXB am	Blk	19	5	12	13	17	9/116	R A LAZAR	NBN	0.4
--	1.0	1.0	1.4	17	WHBS fm	BM	20	21	21	22	18	10/108	J BOLTON		0.6
1.9	2.5	2.4	1.4	17	WSRZ fm	A/C	15	14	9	11	12	18/60	CBS-FM	CBS-R	2.6
1.6	2.6	0.9	1.3	19	WGUL am	BBnd	22	19	22	24	24	7/156	SOUTHERN	AP	0.6
0.7	0.7	1.3	1.3	19	WTAN am	A/C	18	23	23	23	21	14/80		ABC-D	0.7
0.9	1.1	1.5	1.2	21	WDUV fm	BM	16	16	18	20	19	19/56	MASLA		1.0

Demographic Rank


Men 18-34	Women 18-34	Men 18-49	Women 18-49	Men 25-54	Women 25-54
1 WRBQ-FM	1 WRBQ-FM	1 WRBQ-FM	1 WRBQ-FM	1 WRBQ-FM	1 WRBQ-FM
2 WYNF	2 WIQI-FM	2 WYNF	2 WIQI-FM	2 WQYK	2 WQYK
3 WQXM	3 WMGG	3 WQYK	3 WQYK	3 WMGG	3 WWBA
4 WMGG	4 WYNF	4 WMGG	4 WMGG	4 WSUN	4 WIQI-FM
5 WQYK	5 WTMP	5 WQXM	5 WWBA	5 WYNF	5 WMGG
6 WIQI-FM	6 WQYK	6 WSUN	6 WTMP	6 WWBA	6 WSUN
7 WRBQ	7 WQXM	7 WIQI-FM	7 WYNF	7 WIQI-FM	7 WTMP
8 WSRZ	8 WWBA	8 WWBA	8 WSUN	8 WDAE	8 WFLA
9 WWBA	9 WSUN	9 WRBQ	9 WQXM	9 WQXM	9 WDAE
10 WSUN	10 WRXB	10 WSRZ	10 WRXB	10 WSRZ	10 WYNF

Format Reach

A/C	14.8
AOR	8.9
BBnd	9.8
Blk/Urban	5.5
BM/Easy	19.9
CHR	14.5
Ctry	13.2
Misc	10.2
Talk	3.2

Q-105 / WRBQ
is proud to be
America's
#1 CHR Station*
again ★

*Spring '83 Arbitron Metro Shares



Tampa Bay
A Harte-Hanks Station



- Michael Osterhout, General Manager
- Mason Dixon, Director Operations-Programming

San Jose #28

Continued from Page 138

Demographic Rank

Men 18-34	Women 18-34	Men 18-49	Women 18-49	Men 25-54	Women 25-54
1 KSJO	1 KEZR	1 KSJO	1 KEZR	1 KGO	1 KLOK
2 KOME	2 KSJO	2 KGO	2 KLOK	2 KSAN	2 KEZR
3 KEZR	3 KYUU	3 KSAN	3 KGO	3 KEZR	3 KGO
4 KYUU	4 KIOI	4 KEZR	4 KSJO	4 KBAY	4 KBAY
5 KSAN	5 KLOK	5 KOME	5 KFRC	5 KCBS	5 KFRC
6 KMEL	6 KFRC	6 KYUU	6 KIOI	6 KYUU	6 KYUU
7 KSOL	7 KSOL	7 KWSS	7 KYUU	7 KEEN	7 KIOI
8 KWSS	8 KWSS	8 KIOI	8 KWSS	8 KIOI	8 KEEN
9 KQAK	9 KSAN	9 KBAY	9 KBAY	9 KNBR	9 KARA
10 KARA	10 KARA	10 KARA	10 KSAN	10 KARA	10 KSAN

Format Reach

A/C	16.9
AOR	13.5
BBnd	2.5
Blk/Urbn	4.1
BM/Easy	10.1
CHR	11.5
Ctry	7.3
Gold	2.2
Misc	16.8
News	4.9
Span	1.4
Talk	8.8

Seattle-Everett-Tacoma #16

Continued from Page 139

Demographic Rank

Men 18-34	Women 18-34	Men 18-49	Women 18-49	Men 25-54	Women 25-54
1 KISW	1 KUBE	1 KISW	1 KUBE	1 KIRO	1 KBRD
2 KZOK-FM	2 KJR	2 KUBE	2 KJR	2 KUBE	2 KSEA
3 KZAM	3 KPLZ	3 KZOK-FM	3 KSEA	3 KMPS-FM	3 KMPS-FM
4 KUBE	4 KZAM	4 KIRO	4 KBRD	4 KOMO	4 KIRO
5 KJR	5 KEZX	5 KZAM	5 KIRO	5 KSEA	5 KUBE
6 KPLZ	6 KNBQ	6 KMPS-FM	6 KPLZ	6 KISW	6 KOMO
7 KMPS-FM	7 KIXI-FM	7 KJR	7 KMPS-FM	7 KING-FM	7 KING-FM
8 KYYX	8 KZOK-FM	8 KOMO	8 KZAM	8 KZOK-FM	8 KPLZ
9 KING-FM	9 KIRO	9 KPLZ	9 KEZX	9 KVI	9 KJR
10 KIRO	10 KBIQ	10 KING-FM	10 KOMO	10 KJR	10 KZAM

Format Reach

A/C	17.4
AOR	13.5
BBnd	4.6
BM/Easy	12.4
CHR	12.9
Clas	4.0
Ctry	9.8
Misc	9.0
News	12.3
Rel	2.5
Talk	1.6

**Communication
Graphics Inc****WANTED! KPAQ**

Who's That?

Customers Particular About Quality.

Our decals are so much better, our quality makes it obvious why we want the best stations!

... AND THE BEST STATIONS WANT US!

CALL TOLL FREE! 1-800-331-4438

WINDOW DECALS - BUMPERSTICKERS

IN OKLA. 918-258-6502

11**WESTWOOD ONE****EARTH NEWS**

ONE OF 28 GREAT RADIO PROGRAMS FROM AMERICA'S NUMBER ONE PRODUCER OF NATIONALLY SPONSORED RADIO PROGRAMS, CONCERTS AND SPECIALS.

SPRING '82	SUMMER '82	FALL '82	WINTER '83	SPRING '83	12+ AOH METRO RANK	STATION	FORMAT	CUME RANK	12-17 RANK	18-34 RANK	18-49 RANK	25-54 RANK	TURNOVER/AVG MINS LISTENED	NATIONAL REP FIRM	NETWORK	12+ BIRCH SHARE
8.4	10.2	9.3	8.8	10.4	1	WKYS fm	Urbn	2	2	1	1	1	10/105	EASTMAN	NBC	11.6
4.9	5.1	5.1	6.7	7.6	2	WRQX fm	CHR	1	1	2	2	8	15/73	BLAIR	ABC-R	8.1
7.5	7.9	8.9	10.6	7.2	3	WMAL am	A/C	3	15	17	10	3	13/86	McGAVREN	ABC-I	6.6
7.7	7.1	7.3	7.1	6.6	4	WGAY-FM	BM	6	24	18	6	2	11/94	MMR		4.3
6.9	7.4	7.5	5.4	5.7	5	WHUR fm	Blk	4	6	3	3	5	14/76			5.8
4.4	4.4	4.4	4.5	4.8	6	WLTT fm	A/C	7	12	4	4	4	16/70	HILLIER		5.2
4.3	3.0	3.6	3.1	4.5	7	WRC am	Talk	14	25	16	15	11	11/95	EASTMAN	NBC	3.1
2.7	3.5	3.6	2.7	4.1	8	WMZQ fm	Ctry	13	11	9	5	6	13/85	CHRISTAL		3.8
--	4.3	6.2	5.3	3.9	9	WPKX-A&F	Ctry	15	8	12	11	10	14/75	SELCOM	AP	4.7
2.8	3.1	3.4	3.2	3.8	10	WGMS-A&F	Clas	16	13	13	14	9	13/83	RKO	RKO-1	2.7
4.5	3.1	2.9	3.2	3.6	11	WWDC-FM	AOR	8	5	5	8	14	20/53	CHRISTAL		4.7
3.6	4.2	3.3	3.9	3.5	12	WTOP am	News	9	14	19	18	16	21/52	CBS SPOT	CBS	3.4
3.5	3.8	3.8	3.9	3.4	13	WASH fm	A/C	12	10	8	7	7	16/67	KATZ		3.1
5.4	5.4	3.6	3.2	3.4	13	WPGC-A&F	A/C	5	7	6	9	12	23/47	TORBET	ABC-C	3.8
4.1	3.9	4.0	3.7	3.2	15	WAVA fm	AOR	11	3	7	12	20	19/56	CBS-FM		6.3
4.2	3.9	3.6	3.7	3.2	15	WOOK fm	Blk	10	4	10	13	15	19/56	MASLA	SHRDN	3.9
1.9	1.7	1.5	1.3	2.3	17	WEZR fm	BM	17	22	20	16	13	13/86	GROSKIN		1.4
2.1	1.4	1.9	2.5	1.9	18	WYCB am	Rel	20	19	21	20	18	11/98	RA LAZAR	NBN	1.7
1.3	1.4	1.2	1.9	1.7	19	WHFS fm	AOR	21	17	11	17	19	12/88	P-W RADIO		2.0
2.2	2.0	1.2	1.9	1.5	20	WXTR-FM	A/C	18	18	15	19	17	20/55	MASLA		2.1
0.7	0.7	0.8	0.9	1.3	21	WOL am	Blk	19	9	14	21	21	18/59	UNIREP	SHRDN	0.9

Demographic Rank

Men 18-34	Women 18-34	Men 18-49	Women 18-49	Men 25-54	Women 25-54
1 WKYS	1 WKYS	1 WKYS	1 WKYS	1 WKYS	1 WKYS
2 WWDC-FM	2 WRQX	2 WHUR	2 WRQX	2 WGAY-FM	2 WMAL
3 WAVA	3 WLTT	3 WWDC-FM	3 WLTT	3 WHUR	3 WLTT
4 WHUR	4 WHUR	4 WLTT	4 WHUR	4 WLTT	4 WGAY-FM
5 WRQX	5 WASH	5 WRQX	5 WASH	5 WMAL	5 WHUR
6 WLTT	6 WPGC-A/F	6 WAVA	6 WMZQ	6 WMZQ	6 WASH
7 WHFS	7 WMZQ	7 WMZQ	7 WGAY-FM	7 WWDC-FM	7 WMZQ
8 WPGC-A/F	8 WWDC-FM	8 WGAY-FM	8 WMAL	8 WRQX	8 WRQX
9 WOOK	9 WOOK	9 WHFS	9 WPGC-A/F	9 WGMS-A/F	9 WPKX-A/F
10 WOL	10 WPKX-A/F	10 WOOK	10 WPKX-A/F	10 WRC	10 WPGC-A/F

Format Reach

A/C	20.3
AOR	8.5
Blk/Urbn	20.6
BM/Easy	8.9
CHR	7.6
Clas	3.8
Ctry	8.0
Misc	12.4
News	3.5
Rel	1.9
Talk	4.5

MARKET INDEX

Albany-Schenectady-Troy	78	Milwaukee-Racine	110
Anaheim-Santa Ana-Garden Grove	79	Minneapolis-St. Paul	111
Atlanta	80	Nashville-Davidson	112
Baltimore	81	Nassau-Suffolk	114
Birmingham	82	New Orleans	115
Boston	84	New York	116
Buffalo	83	Norfolk-Portsmouth-Newport News-Hampton	119
Chicago	86	Oklahoma City	120
Cincinnati	89	Philadelphia	121
Cleveland	90	Phoenix	122
Columbus	91	Pittsburgh	124
Dallas-Fort Worth	92	Portland	125
Dayton	93	Providence-Warwick-Pawtucket	126
Denver-Boulder	94	Riverside-San Bernardino-Ontario	127
Detroit	95	Rochester	129
Greensboro-Winston Salem-High Point	97	Sacramento	132
Hartford-New Britain	98	St. Louis	133
Honolulu	99	Salt Lake City-Ogden	130
Houston-Galveston	100	San Antonio	134
Indianapolis	102	San Diego	135
Kansas City	103	San Francisco	136
Los Angeles	104	San Jose	138
Louisville	107	Seattle-Everett-Tacoma	139
Memphis	108	Tampa-St. Petersburg	140
Miami-Fort Lauderdale-Hollywood	109	Washington, DC	143


"The Missing Link to Reliable Cart Music Reproduction Has Been the Cart...Not the Cart Machine."

I've been using the Audiopak AA-3 at various stations for over two years, with gratifying results.

The AA-3 is capable of studio master music reproduction with excellent stereo phase stability.

It is durable and reliable in performance throughout its long life.

In my opinion, the AA-3 is the best cart we've tested."



AA-3 - THE MISSING LINK
For stations who care how they sound

Elliott Klein

Elliott Klein

Corporate Director of Engineering,
Buck Owens Broadcasting Group
Chief Engineer, KNIX AM & FM,
Phoenix, AZ
Consultant to:
Scripps-Howard Broadcasting Co.
(Radio Division)
Sunbelt Communications Ltd.
The Research Group
Transtar Network



See Us at NAB-RPC/Suite 578 / Westin St. Francis
NRBA Booth # 605




CAPITOL MAGNETIC PRODUCTS
A Division Of Capitol Records, Inc.
6902 Sunset Blvd., Hollywood, California 90028 (213) 461-2701
©1983 CAPITOL RECORDS, INC.




www.americanradiohistory.com

**Quantiplex bags
grocery accounts.**



**Quantiplex makes
quick bucks from
fast food.**



**Quantiplex wins
the trust
of banks.**



**Quantiplex steers
auto advertising
your way.**




**Quantiplex keeps
travel advertising
from going elsewhere.**




**Quantiplex turns
department stores
into buyers instead
of browsers.**



**Quantiplex keeps
home entertainment
advertisers happy.**



**Quantiplex books
flights from airlines.**



Quantiplex sells radio.

Quantiplex helps you sell your station like it's never been sold before. Only Quantiplex provides comprehensive demographics and consumer buying patterns—the facts you need to beat newspapers to a pulp. For more information on Quantiplex and the twenty radio markets we'll be serving this Fall, call us at 212/980-7117.

Quantiplex



A Division of John Blair & Company