Television Tube Location Guide

(TGL-7)

enables preliminary diagnosis without chassis removal

A Howard W. Sams PHOTOFACT PUBLICATION ★ TGL-7

(Ed)
Sentinel - 541

1 - 7146

50068

$2.00

Howard W. Sams

TELEVISION
TUBE LOCATION GUIDE

ENABLES PRELIMINARY DIAGNOSIS WITHOUT CHASSIS REMOVAL

FIRST EDITION

FIRST PRINTING—OCTOBER, 1957

Compiled and Published by

HOWARD W. SAMS & CO., INC.

INDIANAPOLIS 5, INDIANA

Printed in U. S. A.

TGL-7

Library of Congress Catalog Card Number: 50 — 13168

PREFACE

The Television Tube Location Guide is designed to provide information to help the television service technician make preliminary diagnoses without chassis removal. This book is the seventh volume in the series. Complete layouts are presented to show the location, the type number, and the function of all the tubes in the chassis. Since most of the troubles encountered in television receivers are caused by tube failures, the information presented in this guide will enable the technician to make many repairs in the customer's home.

In addition to presenting data about the tubes, this volume includes other information to make it more useful. For example, complete information about the fuses used in the receivers is presented. This includes such data as the types, ratings, and locations of the fuses, as well as the circuits which the fuses protect. As an additional service aid, the location of the keys or blank pins of the tubes are shown to permit easy replacement of the tubes. To serve as a guide during trouble shooting, a tube-failure check chart is presented with each chassis layout. The chart lists several symptoms which may be encountered and the tubes which, in case of failure, might cause such symptoms.

Realizing the need for data concerning the types and quantities of tubes which should be carried in the tube kit, we have prepared a chart which lists this information. The chart will be found immediately preceding the index. The quantities in the chart are based upon a survey that was made to determine which tubes would probably be required for servicing in the field. The total quantity shown is based upon the capacity of the average portable tube kit.

This seventh volume contains a combined index for all the volumes of the Television Tube Location Guide. When looking for the correct chart number for any receiver, refer to this combined index; thus, only one reference will be necessary.

It is hoped that this volume will be as valuable to the service technician as the previous ones have been. It has been conceived and prepared with that in mind.

Howard W. Sams

Stocking the Tube Kit

The recommended tube stocks presented in this chart are based upon a survey which was made to determine which types of tubes were most likely to be required for servicing in the field. The quantities listed for each tube have been chosen so that the total number of tubes will not exceed the capacity of the average portable tube kit. If all of the recommended tubes cannot be carried in a specific kit, it is suggested that the larger quantities be reduced in order to reduce the total number of tubes. By reducing the total in this manner, the kit will still contain at least one of each of the recommended types.

Since the later models of receivers employ different types of tubes than the earlier models, two listings are provided. The quantities shown in the first column which is headed "1946-1957 Models" should be used in areas in which there was television reception during most of that period. The quantities shown in the second column which is headed "1952-1957 Models" should be used in areas in which there was no television reception prior to 1952.

It is suggested that a complete review of the chart be made. Some adjustment may be necessary because of the popularity of some brands of receivers in a given area.

As color television receivers become more prevalent, additional tube types will have to be carried by the service technician who engages in color servicing. Among these types are the 3A2, 3A3, 6BC7, 6BD4, 6CB5, and 6CL5 tubes.

TUBE TYPES	46-57 MODELS	52-57 MODELS	TUBE TYPES	46-57 MODELS	52-57 MODELS	TUBE TYPES	46-57 MODELS	52-57 MODELS
1AX2	1	1	6AS5	1	1	6J5(GT)	1	1
1B3GT	3	3	6AS8	1	1	6J6	4	4
1X2(A)(B)	2	2	6AT6	1	1	6K6GT	1	1
3AL5	1	1	6AT8	2	2	6S4 (A)	2	2
3AU6	1	1	6AU4GT(A)	1	1	6SL7GT	1	1
3AV6	1	1	6AU5GT	1	1	6SN7GT		
3BC5	2	2	6AU6	4	3	(GTA)	4	3
3BN6	2	2	6AU8	1	1	6SN7GTB	1	1
3BZ6	1	1	6AV5GT	1	1	6SQ7GT	1	0
3CB6	3	3	6AV6	2	2	6T4	1	1
3CF6	1	1	6AW8	1	2	6T8	2	2
3CS6	1	1	6AX4GT	2	2	6U8	2	2
4BQ7A	2	2	6BA6	2	1	6V3 (A)	1	1
4BZ7	2	2	6BC5	2	2	6V6GT	1	1
5AM8	2	2	6BC8	1	1	6W4GT	2	1
5AN8	2	2	6BE6	2	2	6W6GT	1	1
5AQ5	1	1	6BF5	1	1	6X8	2	2
5AS8	1	1	6BG6G	2	2	6Y6G	1	1
5AT8	1	1	6BH8	1	1	7AU7	1	1
5AV8	1	1	6BK5	1	1	12AT7	3	2
5AU4	1	1	6BK7(A)	2	2	12AU7(A)	5	3
5BK7A	2	2	6BL7GT	1	1	12AV7	1	1
5J6	1	1	6BN6	2	3	12AX4GT		
5T8	1	1	6BQ6GA	1	1	(GTA)	1	1
5U4G	5	5	6BQ6GT	2	2	12AX7	2	2
5U4GA	1	1	6BQ6GTB	1	1	12AZ7	1	1
5U4GB	1	1	6BQ7(A)	3	4	12B4	1	1
5U8	2	2	6B7GT	1	1	12B4A	1	1
5V4G	1	0	6BY6	1	1	12BH7(A)	4	4
5X8	1	1	6BZ6	2	2	12BK5	1	1
5Y3GT	2	1	6BZ7	2	2	12BQ6GA	1	1
6AB4	2	1	6C4	2	2	12BQ6GTB	1	1
6AC7	1	1	6CB6	6	7	12BR7	1	1
6AF4(A)	2	2	6CD6G	2	2	12BY7(A)	2	2
6AG5	3	2	6CF6	1	1	12CA5	1	1
6AG7	1	1	6CG7	2	2	12CU6	1	1
6AH4GT	1	1	6CL6	1	1	12DQ61-A	0	1
6AH6	1	2	6CM7	0	1	12L6GT	1	1
6AK5	1	1	6CN7	1	1	12SN7GT	1	1
6AL5	2	2	6CS6	2	2	25BK5	1	1
6AM8	2	2	6CU6	1	2	25BQ6GTB	1	1
6AN8	3	3	6DC6	0	1	25CD6GA	1	1
6AQ5	2	2	6DE6	1	1	25L6GT	1	1
6AQ7GT	1	1	6DG6GT	0	1	25W4GT	1	1
6AR5	1	1	6DQ61-A	0	1	25AX4GT	0	1

INDEX

• Signifies coverage in this volume.

Name and Model or Chassis No.	Vol. No.	Chart No.

ADMIRAL (Continued)

T2326Z, ZN, T2327Z, ZN	6	1005
TA1811, TA1812	6	1007
TA1812B	6	1008
TA1831, TA1832, TA1842	6	1008
TA2211, TA2212	6	1007
TA2212B	6	1008
TA2215, TA2216, TA2217, TA2218	6	1007
TA2222, TA2226	6	1007
TA2242	6	1007
TA2311Z, ZN, TA2312Z	6	1010
TA2316Z, TA2317Z	6	1010
TS18A1, TS18A2, TS18A3	6	1004
TS23B1, TS23B2, TS23B6, N, TS23B7	7•	1245
TS23B16, TS23B17	7•	1245
TS23B26, TS23B27	7•	1245
TS25B26, TS25B27	7•	1245
TS101, TS102, TS103, TS104	7•	1328
TS105AL, TS106AL, TS107AL	7•	1328
TS140, TS141, TS142, TS143	7•	1328
TS144AL, TS145AL	7•	1328
TS323B1, TS323B2, Z, TS323B3L	7•	1353
TS1010, TS1011	7•	1328
TS1012AL, TS1013AL	7•	1328
TS1801, TS1802	6	1004
TS1806, TS1807	6	1004
TS2301DRW	7•	1245
TS2301Z, ZN	6	1005
TS2302DRW	7•	1245
TS2302Z, ZN	6	1005
TS2303DRW	7•	1245
TS2326Z, ZN, TS2327Z, ZN	6	1005
TU1811, TU1812, TU1822	6	1006
TU2212	6	1006
TU2215, TU2216, TU2217, TU2218, TU2219	6	1006
TU2222, TU2226	6	1006
TU2232, Z, TU2236, Z, TU2237, Z	5	807
4H15A, B, C, or CN	1, 6 or 7, 1, 3B	
4H15S or SN	1, 9, 1, 4	
4H16A, B, C, or CN	1, 6 or 7, 1, 3B	
4H16S or SN	1, 9, 1, 4	
4H17A, B, C, or CN	1, 6 or 7, 1, 3B	
4H17S or SN	1, 9, 1, 4	
4H18, 4H19, C, or CN	1, 6 or 7, 1, 3B	
4H18S or SN	1, 9, 1, 4	
4H19S or SN	1, 9, 1, 4	
4H115S or SN	1, 9, 1, 4	
4H116S or SN	1, 9, 1, 4	
4H117S or SN	1, 9, 1, 4	
4H126A, B, C, or CN	1, 6 or 7, 1, 3B	
4H126S or SN	1, 9, 1, 4	
4H137A, B, C, or CN	1, 6 or 7, 1, 3B	
4H137S or SN	1, 9, 1, 4	
4H145A, B, C, or CN	1, 6 or 7, 1, 3B	
4H145S or SN	1, 9, 1, 4	
4H146A, B, C, or CN	1, 6 or 7, 1, 3B	
4H146S or SN	1, 9, 1, 4	
4H147A, B, C, or CN	1, 6 or 7, 1, 3B	
4H147S or SN	1, 9, 1, 4	
4H155A, B, C, or CN	1, 6 or 7, 1, 3B	
4H155S or SN	1, 9, 1, 4	
4H156A, B, C, or CN	1, 6 or 7, 1, 3B	
4H156S or SN	1, 9, 1, 4	
4H157A, B, C, or CN	1, 6 or 7, 1, 3B	
4H157S or SN	1, 9, 1, 4	
4H165A, B, C, or CN	1, 6 or 7, 1, 3B	
4H165S or SN	1, 9, 1, 4	
4H166A, B, C, or CN	1, 6 or 7, 1, 3B	
4H166S or SN	1, 9, 1, 4	

ADMIRAL (Continued)

4H167A, B, C, or CN	1, 6 or 7, 1, 3B	
4H167S or SN	1, 9, 1, 4	
8C11, 8C12, 8C13	1, 8, 2, 3	
12X11, 12X12	2	226
14R11, 14R12, 14R16	2	225
15K21	2	225
16M12	4	632
16R11, 16R12	2	227
17DX10, 17DX11, 17DX12	5	805
17K11, 17K12	3	440
17K16	3	440
17K21, 17K22	3	440
17M15, 17M16, 17M17	3	440
17UDX11, 17UDX12	6	1006
19A11S or SN	1	5
19A12S or SN	1	5
19A15S or SN	1	5
20X11, 20X12	2	226
20X122, 20X136	2	226
20X145, 20X146, 20X147	2	226
22X12	2	226
22X25, 22X26, 22X27	2	226
24A11, N	1, 6 or 7, 1, 3A	
24A12, N	1, 6 or 7, 1, 3A	
24A125, N	1, 6 or 7, 1, 3A	
24A125AN	2	226
24A126, N	1, 6 or 7, 1, 3A	
24A127, N	1, 6 or 7, 1, 3A	
24C15, N	1, 6 or 7, 1, 3A	
24C16, N	1, 6 or 7, 1, 3A	
24C17, N	1, 6 or 7, 1, 3A	
24R11, 24R12	2	225
24X15, S	2	226, 220, 223
24X16, S	2	226, 220, 223
24X17, S	2	226, 220, 223
25A15, N	1, 6 or 7, 1, 3A	
25A16, N	1, 6 or 7, 1, 3A	
25A17, N	1, 6 or 7, 1, 3A	
26R11, 26R12	2	227
26R25, 26R26	2	228
26R25A, 26R26A	2	227
26R35	2	228
26R35A	2	227
26R36	2	228
26R36A	2	227
26R37	2	228
26R37A	2	227
26X35, 26X36	2	228
26X36AS, S	2	227
26X37	2	228
26X45, 26X46	2	228
26X55, 26X56, 26X57	2	228
26X55A, 26X56A, 26X57A	2	227
26X65, 26X66, 26X67	2	228
26X65A, 26X66A, 26X67A	2	227
26X75, 26X76	2	228
26X75A, 26X76A	2	227
27K12	3	440
27K15, A, B, 27K16, A, B, 27K17, A, B	3	440
27K25, A, B, 27K26, A, B, 27K27, A, B	3	440
27K35, A, B, 27K36, A, B, 27K46, A, B	3	440
27K85, 27K86, 27K87	3	440
27M12	4	632
27M25, 27M26, 27M27	3	440
27M35, 27M36	3	440
29X15, 29X16, 29X17	2	228
29X25, 29X26, 29X27	2	228

ADMIRAL (Continued)

29X25A, 29X26A	2	227
30A12, 30A13, S or SN30A14	1	8, 3
30A14SA	1	9, 3
30A15	1	8, 3
30A15S, SA, SN	1	9, 3
30A16	1	8, 3
30B16S or SN	1	9, 3
30B17S or SN	1	9, 3
30C15S or SN	1	9, 3
30C16S or SN	1	9, 3
30C17S or SN	1	9, 3
30F15, A, N, AN	1, 6 or 7, 1, 3B	
30F16, A, N, AN	1, 6 or 7, 1, 3B	
30F17, A, N, AN	1, 6 or 7, 1, 3B	
32X15, 32X16	2	226, 220, 223
32X26, 32X27	2	226, 221, 224
32X35, 32X36	2	226, 221, 224
34R15, A, 34R16, A	2	225, 222
36R37, 36R45, 36R46	2	227, 224
36X35, A	2	228, 224
36X36, A, 36X37, A	2	228, 224
37F15, A, B, 37F16, A, B	3, 2	440, 224
37F27, A, B, 37F28, A, B	3, 2	440, 224
37F35, A, B, 37F36, A, B	3, 2	440, 224
37F55, 37F56, 37F57	3, 2	440, 224
37K15, A, B, 37K16, A, B	3, 2	440, 222
37K27, A, B, 37K28, A, B	3, 2	440, 222
37K35, A, B, 37K36, A, B	3, 2	440, 222
37K55, 37K56, 37K57	3	440
37M15, 37M16	3	440
37M25, 37M26, 37M27	4	632
39X16, A, B	2	228, 224
39X17, A, B	2	228, 224
39X17C	2	227
39X25, 39X26	2	228, 224
39X25A, 39X26A	2	227
39X35, 39X36, 39X37	2	227
47M15, A, 47M16, 47M17	4	632
47M35, 47M36, 47M37	4	632
52M15, 52M16, 52M17	4	632
57M10, 57M11, 57M12	4	632
57M16, 57M17	4	632
121DX10, 121DX11, 121DX12, A	5	805
121DX16, A, L, 121DX17, A, L	5	805
121K15, 121K16, 121K17	3	440
121K15A, 121K16A, 121K17A	4	633
121M10	4	633
121M11, A, 121M12, A	4	633
121UDX12, 121UDX16L, 121UDX17L	6	1006
122DX12	5	808
122UDX12	5	807
221DX15, A, L, 221DX16, A, L, 221DX17, A, L	5	805
221DX26, A, L	5	805
221DX38, A	5	805
221K16, A	3	440
221K26, 221K28	3	440
221K35, 221K36	3	440

• Signifies coverage in this volume.

Name and Model or Chassis No.	Vol. No.	Chart No.

ADMIRAL (Continued)

221K45, 221K46, 221K47	3	440
221K45A, 221K46A, 221K47A	4	633
221M26, 221M27	3	440
221UDX15L, 221UDX16L, 221UDX17L, 221UDX26L	6	1006
222DX15	5	805
222DX15B	5	808
222DX15S, 222DX16	4	634
222DX16B	5	808
222DX17	4	634
222DX17B	5	808
222DX26, 222DX27	4	634
222DX27B	5	808
222DX48, 222DX49	4	634
222UDX15, 222UDX16, 222UDX17	5	807
228DX16, 228DX17	5	809
320R17, 320R25, 320R26	2	227
321DX15, A, L, 321DX16, A, L, 321DX17, A, L	4	631
321DX25B, 321DX26, B, 321DX27B	4	631
321F15, 321F16, 321F18	3, 2	440, 224
321F27	3, 2	440, 224
321F35, 321F36	3, 2	440, 224
321F46, 321F47, 321F49	3, 2	440, 224
321F65, 321F66, 321F67	3, 2	440, 224
321K15, 321K16, 321K18	3, 2	440, 222
321K27	3, 2	440, 222
321K35, 321K36	3, 2	440, 222
321K46, 321K47, 321K49	3, 2	440, 222
321K65, 321K66, 321K67	3, 2	440, 222
321M25, 321M26, 321M27	4	632
321M25A, 321M26A, 321M27A	4	633
321UDX15L, 321UDX16L	6	1006, 1002
322DX16	4	634
322DX16A	5	808
421M15, 421M16	4	632
421M15A, 421M16A	4	633
421M35, 421M36, 421M37	4	633
520M11, 520M12	4	633
520M15, 520M16, 520M17	4	633
521M15, 521M16, 521M17	4	632
521M15A, 521M16A, 521M17A	4	633

AIRCASTLE

Model

10C, T, 12C, T, 14C, T, 16C, T, 17C, T	3	441
20XUT	4	635
312, 316	3	441
412, 416	3	441
472.17XUCM	5	810
472.17XUCM.1	5	810
472.17XUCM.2, .3, .4, .5	5	810
472.17XUCO, 472.17XUCO.1	5	810
472.17XUT, .1, .2, .3	4	635
472.17XUT.4, .5, .6, .7, .8	5	810
472.20XUC	4	635
472.20XUT, .1, .2	4	635
472.21XUCM	5	810
472.21XUCO, .1, .2	5	810

AIRCASTLE (Continued)

472.21XUT, .1, .2	5	810
472.217C, .1, 472.217T, .1	5	810
472.221XC, XT, XT.1	5	810
1400C, T, 1700C, T, 2000C	3	441
3170	3	441, 442
4170	3	441, 443

Chassis

217B, 220B	4	635
317B, D, 321B, D	5	810

AIR KING (Also See CBS Columbia)

A1000, A1001	1	10
A1001A	1	11
A1016	2	229
A2000, A2001, A2002	1	11
A2010	1	11
A2012	1	11
12C1, 12T1, 12T2, 14T1	2	230
16C1, 16C2, 16C5, 16M1, 16T1, B	2	230
17C2, 17C5, B, 17C7	3	444
17K1	3	444
17K1C	3	445, 446
17M1	3	444
17M3-C	4	681
17T1	3	444
19C1	2	230
20C1, 20C2, 20K1, 20M1	3	444
718R	2	230
2017R	2	231

AIRLINE

BR-3082A, BR-3084A	5	811
BR-3091A	5	811
BR-3182A	5	811
BR-4000A, BR-4001A, BR-4003A, BR-4005A	6	1011
GRX4020A	7•	1317
GRX-4028A	7•	1312
GRX-4119A	7•	1312
GRX-4120A	7•	1317
GRX-4123A, GRX-4125A, GRX-4128A	7•	1312
GSE-3176A, B, GSE-3178A, B	5	812
GSE-3195A, GSE-3197A	5	812
GSE-4004A, GSE-4006A	6	1012
GSE-4104A	6	1012
GSE-5001A, GSE-5004A	6	1136
GSE-5101A, GSE-5104A	6	1136
GSE-5010A, GSE-5013A	7•	1208
GSE-5110A, GSE-5113A	7•	1208
GSE-6000A	7•	1224
GSL-3064C, D, GSL-3083C, D	5	951
GSL-3164A, B, C, GSL-3183A, B, C	6	1013
GSL-4002A, B, C	7•	1239
GSL-4007A, GSL-4008A	7•	1239
GSL-4010A	7•	1239
GSL-4013A, GSL-4014A, GSL-4015A	6	1014
GSL-4016A	7•	1239
GSL-4018A	6	1014
GSL-4102A, B, C	6	1015
GSL-4113A, GSL-4114A, GSL-4115A	6	1014
GSL-4116A	6	1015
GSL-4118A	6	1014
GSL-4119A, GSL-4123A	7•	1312
GSL-5005A, GSL-5006A	7•	1239
GSL-6010A, GSL-6011A, GSL-6012A, GSL-6013A	7•	1239
WG-3071E, F, WG-3073E, F, WG-3075D, E, WG-3077D, E, WG-3079D, E	5	813
WG-3180A, WG-3190A	5	814
WG-4011A, B, WG-4012A, B	7•	1231
WG-4026A, B, WG-4027A, B	7•	1354

AIRLINE (Continued)

WG-4111A, B, C, WG-4112A, B, C	7•	1231
WG-5000A, B, C, D, E, F, G	6	1016
WG-5002A	6	1173
WG-5002B, WG-5003B	6	1171
WG-5002C, WG-5003C	6	1172
WG-5011A, B	7•	1231
WG-5012A	7•	1220
WG-5014A, B	7•	1231
WG-5015A	7•	1220
WG-5016A, WG-5017A, WG-5018A	7•	1231
WG-5030A, WG-5032A, B, C	7•	1329
WG-5035A, B, C	7•	1329
WG-5038A, B, WG-5039A, B	7•	1354
WG-5100A	6	1017
WG-5102A, WG-5103A	6	1059
WG-5102B, WG-5103B	6	1172
WG-5111A, B, C	7•	1231
WG-5112A	7•	1220
WG-5114A, B, C	7•	1231
WG-5115A	7•	1220
WG-5116A, WG-5117A, WG-5118A	7•	1231
WG-5130A, WG-5132A, B	7•	1329
WG-5135A, B	7•	1329
05BR-3021B	2	232
05BR-3024B	2	232
05BR-3027A	2	232
05GCB-3019A	2	233
05GSE-3020A	2	234
05GSE-3037A, 05GSE-3042A	2	234
05WG-3016A, B	1.	15, 16
05WG-3030A	2	235
05WG-3030C	2	236
05WG-3031A	2	399
05WG-3031B	2	237
05WG-3036A, B	2	236
05WG-3038A	3	447, 448
05WG-3039A, B	2	236
05WG-3045A	3	447, 449
15BR-3035A	3	450
15BR-3053A, B	3	451
15WG-3046A, B, C	3	452
15WG-3049A, B	3	453
15WG-3050A, B	3	454, 448
15WG-3051A, B, C	3	452
15WG-3059A	3	453
25BR-3058A, B, 25BR-3061A, 25BR-3067A, B, 25BR-3068A, B, 25BR-3069A	4	636
25GSE-3062A, 25GSE-3063A	4	637
25GSE-3065A	4	638
25GSE-3081A	4	637
25WG-3049B	3	453
25WG-3056A	4	639
25WG-3059A	3	453
25WG-3060A	5	978
25WG-3066A, B, C	5	813
25WG-3070A	5	978
25WG-3071A, B, C, D, 25WG-3072A, B, C, 25WG-3073A, B, C, D, 25WG-3075A, B, C, 25WG-3077A, B, C, 25WG-3079A, B, C	5	813
35BR-3158A	5	811
35BR-3167A, 35BR-3168A, 35BR-3169A	5	811
35GSE-3074A	4	637
35GSE-3076A, 35GSE-3078A	5	812
35GSE-3085A, 35GSE-3087A	4	637
35GSE-3095A, 35GSE-3097A	5	812
35GSL-3064A, B, 35GSL-3083A, B	5	951
35WG-3060B, 35WG-3070B	5	978

• Signifies coverage in this volume.

Name and Model or Chassis No.	Vol. No.	Chart No.

AIRLINE (Continued)

35WG-3071D, E, F, 35WG-3073D, E, F	5	813
35WG-3171A, B, 35WG-3173A, B, 35WG-3175A, 35WG-3177A, 35WG-3179A	5	814
45BR-3186A	5	925
84GSE-3011A	1	12
84HA-3002A	1	13
84HA-3002B	1	14
84HA-3007A, B, C	1	91
84HA-3010A, B, C	1	90
84WG-3006, 84WG-3008, 84WG-3009	1	15
94BR-3004, C, 94BR-3005, C	1	17
94BR-3017A	1	19
94BR-3021, A	2	238
94BR-3024	1	158
94BR-3024A	2	238
94GCB-3023A, B, C	2	233
94GSE-3015A	2	239
94GSE-3018A	2	239, 240
94GSE-3025A	2	241
94GSE-3033A	2	241
94WG-3006A	1	15
94WG-3006B	1	20
94WG-3008A	1	15, 16
94WG-3009A	1	15
94WG-3009B	1	20
94WG-3016A, B, C	1	15, 16
94WG-3022, A	1	20
94WG-3026A	1	20
94WG-3028A	1	15
94WG-3029A	1	20

ALDENS

114G, 116G, 117G, 120G	3	511

ALLIED RADIO CORP. (See Knight)

ALTEC LANSING

ALC-205, ALC-206	2	242

AMBASSADOR

AM17C, CB, CIM, PT, TIM	3	585
AM20C, T	3	585
A17CS, A17TS, A20CS	4	642
A21CL0, A21CV	6	1018
A21QDCS	4	642
A21TV	6	1018
A24QDCS	4	642
A-9121-A, -AX	4	643
CD2020	4	640
C1720, C2020, C2050	4	640
C2052	4	641
C2150	4	640
C2152, C2155	4	641
C2420	4	640
PL17CB, CG, PG, TM	3	585
T1720	4	640
T2020	4	640
14MC, 14MT	3	520
14MT, MTS	3	521
16MC, MT, MXC, MXCS, MXT, MXTS	3	520
16MT, MTS	3	521
17MC, MT, MXC, MXCS, MXT, MXTS	3	520
17MC, MCS, MT, MTS	3	521
17PC, PCS, PT, PTS	4	642
17TT61E, M, 17TT62, 17TT63	7•	1321
20C	3	585
20MC, MCS, MT, MTS	3	521
20PC, PCS, PCS2	4	642
20PT, PTRS, PTS	4	642
21CD2A, B	4	643
21C2A, ALO	4	643
23P	3	585
921	4	643
9120, LO, 9121, M, LO, XB	4	643
9820, LO, 9821, LO	4	643

Chassis

A2005	7•	1321

AMC (AIMCEE)

1C23	3	531
1C72	3	530
1T71	3	530
17C, CB, T	3	530
17CG, 17C3, 17TG	3	585
17T20	3	531
20CD	3	585
20CD2A, 20CD2A-1	4	643
20CD2B (Early)	4	643
20CD2B (Late)	5	908
20C1	3	585
20C2A, -1	4	643
20C2B (Early)	4	643
20C2B (Late)	5	908
20C22	3	531
20D, 20DB	3	531
20TG	3	585
20T2A, 20T2A-1	4	643
20T2B (Early)	4	643
20T2B (Late)	5	908
20T21	3	531
21CD2A (Early)	4	643
21CD2A (Late)	5	908
21C2A (Early)	4	643
21C2A (Late)	5	908
24T2A, 24T2A-1	4	643
54CL021, 54CM21, 54TW21	6	1018
114C, T	2	249
116C, CD, T	2	249

ANDREA

BC-VL17	1	21
BT-VK-12	3	455
BT-VL17	3	455
CO-VK15	1	22
CO-VK16	1	22
COVK-125	1	21
COVL-16	2	243
CO-VL19	4	644
CO-VM21	4	645
CO-VP21	7•	1246
CVK-126	1	21
CVL-16	2	243
CVL-17	3	455
C-VM21	4	645
C-VN21	5	815
C-VO21	6	1019
C-VP21	7•	1246
LB-VP21	7•	1246
MC-VO21	6	1019
MC-VP21	7•	1246
TVK-12	1	21
TVK-127B, M	1	21
TVL-12	2	244
TVL-16	2	243
TVL-17	3	455
T-VM21	4	645
T-VN21	5	815
T-VO21	6	1019
T-VP21	7•	1246
VJ-12	1	23
VJ-12-2	1	23
VJ-15	1	23
2CVL-17	3	455
2C-VL20	4	646
2C-VM-21	4	645
2CVN21	5	815
2LB-VP21	7•	1246

ANSLEY

701	1	10

APEX

817, 920, 924, 9120, 9121, 9820, B, 9821	4	643

ARLINGTON

30T14A-056	2	235
38T12A-058	2	399
317T3	1	15
318T4, 318T4S, 318T4-872	1	20
318T6A, 318T6A-950	1	20
318T9A-900	1	20
321MS31C	4	683
321MS39A	5	814
518T6A	1	20
518T9A-918, 518T10A-916	1	20
2318T6A, -954	1	20
2318T9A-912	1	20
2321MS39A	5	814

ARTONE

AR14L, AR17L, AR21, ARC21, ARD21, AR71, ARC71	3	606
AR-23TV-1	1	24
MST-12, MST-14	3	604
14TR, 16TR	3	604
17CD (1st Prod.)	3	604
17CD (2nd Prod.)	3	606
17CRR (1st Prod.)	3	604
17CRR (2nd Prod.)	3	606
17ROG (1st Prod.)	3	604
17ROG (2nd Prod.)	3	606
20CD (1st Prod.)	3	604
20CD (2nd Prod.)	3	606
20TR, 112X	3	604
203D (1st Prod.)	3	604
203D (2nd Prod.)	3	606
312, 819	3	604
1000, 1001	3	606
3163CR, 8163CR, 8193CM	3	604

ARVIN

15-550KB-UHF	6	1020
21-550KB, KBU, 21-551TB, TBU, TM, TMU, 21-552KB, KBU, KM, KMU, 21-553TB, TBU, TM, TMU	6	1021
21-554KM, KMU, 21-555TG, TGU, TM, TMU, 21-557TM, TMU	6	1022
2120CM, 2121TM	2	245
2123TM	2	245
2124CCM	2	245
2126CM	2	245
2160, 2161	3	456
2162, 2164	3	456
3100TB, TM	1	25
3101CM	1	25
3120TM	1	25
3121TM	1	25
3160CM	1	25
4080T, 4081T	2	246
4162CM	3	457
5170CB, CM, 5171TM, 5172CB, CM	3	458
5173TM	3	458
5175, 5176	4	647
5176CM-E	4	647
5204CM, 5206CM	3	459
5210, 5211, 5212	3	460
5213TM	4	648
6173TM	4	649
6173TM-UHF	5	816
6175TM, 6179TM	4	649
6213TB, 6213TM	4	650
6213TB-UHF, 6213TM-UHF	5	816
6215CB, 6215CM	4	650
6215CB-UHF, 6215CM-UHF	5	816
7210CB, 7210CM	4	652
7210CB-UHF, 7210CM-UHF	4	651
7212CFP, 7212MEA	4	652
7212CFP-UHF, 7212MEA-UHF	4	651
7214CM	4	652
7214CM-UHF	4	651
7216CB	4	652
7216CB-UHF	4	651
7218CB, 7218CM	4	652
7218CB-UHF, 7218CM-UHF	4	651
7219CM	4	652
7219CM-UHF	4	651
7276CB-UHF, 7279CM-UHF	5	817
8171TM	4	649
8171TM-UHF	5	816
8179TM	4	649
8179TM-UHF	5	816
8211TB, 8211TM	4	650
8211TB-UHF, 8211TM-UHF	5	816
8213TM, 8213TMA	4	650
8213TM-UHF, 8213TMA-UHF, 8215CB-UHF	5	816
8215CBA	4	650
8215CBA-UHF	5	816
8215CM, 8215CMA	4	650

• Signifies coverage in this volume.

Name and Model or Chassis No.	Vol. No.	Chart No.

ARVIN (Continued)

8215CM-UHF, 8215CMA-UHF	5	816
8218CB	4	650
8218CM	4	650
8218CB-UHF, 8218CM-UHF	5	816
9210CB, 9210CB-UHF, 9210CM, 9210CM-UHF	5	818
9211TM, 9211TM-UHF	5	819
9212CFP, 9212CFP-UHF, 9212MEA, 9212MEA-UHF	5	818
9213TM, 9213TM-UHF, 9215CM, 9215CM-UHF	5	819
9216CB, 9216CB-UHF, 9218CB, 9218CB-UHF, 9218CM, 9218CM-UHF, 9219CM, 9219CM-UHF	5	818
9240CB, 9240CB-UHF, 9240CM, 9240CM-UHF	5	820
9245CM-UHF	5	821

Chassis

TE-272-1, -2	1	25
TE-276	1	25
TE-282	2	246
TE-286	3	457
TE-289-2, -3	2	245
TE-290	3	456
TE-300	3	459
TE-302, -1, -2, -3, -4, -5, -5A	3	458
TE-315, -1, -2, -3, -4, -5, -5A	3	460
TE-319, -1	4	650
TE-320	4	647
TE-330, -1, -2, -3	5	816
TE-331, -1, -2, -3,	4	649
TE-332, -1	5	816
TE-334	4	648
TE-337-1, -2, -3, -4, -31	4	652
TE-340	5	816
TE-341, -1, -2, -3, -4, -5, -6,	4	651
TE-355	5	819
TE-358, -1, -2, -3	5	818
TE-359	5	820
TE-362	5	819
TE-363	5	818
TE-364	5	820
TE-373	5	821
TE-379, -1	6	1021
TE-382, -1	6	1021
TE-383 "E" Series	6	1022
TE-386-UHF "E" Series	6	1022

ASTORIA

A-21, A-72, A-73L	4	659

ATR

26001, 26002, 26003, 26004, 26005	6	1023

AUTOMATIC

TV-707, TV-709, TV-710, TV-712	1	26
TV-1205	2	247
TV-1249, TV-1250, TV-1294	2	247
TV-1605	2	247
TV-1615	2	247
TV-1649, TV-1650, TV-1651	3	461
TV-1694	2	247
TV-5006	3	462
TV-5020	3	463
TV-5061	3	462
TV-5077	3	462
TV-5116R	3	463
TV-5160	3	463
TVP-490	1	27
TVX-313	1	26
TVX-404	1	26

Name and Model or Chassis No.	Vol. No.	Chart No.

BELL-AIR

PL17C	3	585
PL20C	3	585

BELMONT

22A21, 22AX21, 22AX22	1	28

BENDIX

CMTB21CS, CMTB21CU, CMTM21CS, CMTM21CU	5	822
C172	3	464
C174, C176, B	2	249
C182, C192, C200	3	464
FB21C, FB21CU, FM21C, FM21CU	5	822
FM27C	5	823
HB21C, HB21CU	5	822
HB27C	5	823
HM21C, HM21CU	5	822
KB21C (Ch. T14-1)	4	653
KB21C (Ch. T14-7)	5	822
KB21CU	5	822
KM17C	4	653
KM21C	4	653
KM21CS, KM21CU	5	822
KM21E, EU, KMT21E, EU	6	1024
KS21E, EU KST21E, EU	6	1025
K2200, K2201	6	1026
K2250, U, K2251, U	7•	1252
OAK3	4	653
RB21C, RM21C	5	822
TB21C	4	653
TB21CS, TB21CU	5	822
TB21E, EU	6	1024
TB24DS, TB24DU	5	823
TD21C	5	822
TM17C	4	653
TM21C	4	653
TM21CS, TM21CU	5	822
TM21E, EU	6	1024
TM24DS, TM24DU	5	823
TS21E, EU, TSF21E, EU	6	1025
T170	2	249
T171	3	464
T173, T190	2	249
T2100EM, T2101M	6	1026
T2150, U, T2151, U	7•	1252
17K2, 20K2, 20L2	3	464
21K3, 21KD, 21T3, A, 21X3	4	653
235B1 (Codes MA, MB, MC, MD)	1	29
235M1 (Codes MA, MB, MC, MD)	1	29
2001, 2002	1	30
2020, 2021	1	30
2025	2	248
2051	2	249
2060	2	249
2070, 2071	2	249
3001, 3002	1	30
3030, 3031	1	30
3033	2	248
3051	2	249
6001	2	249
6002	2	248
6003, 6090	2	249
6100	2	249, 250
6920, 6990	2	249
7001	2	249

BRUNSWICK

512, 513	2	309
812, 816	2	309
5125	2	309
6165	2	309
8125, 8165	2	309

CAL-TECH

Chassis

T-1	6	1027

CAPEHART

Model

B-504-P16	1	31, 35, 36
1C213M	4	655
1T17MX	3	465

Name and Model or Chassis No.	Vol. No.	Chart No.

CAPEHART (Continued)

1T172A	4	655
1T172B, M	4	654
1T174, BS, MS, S	4	655
1T175ES-4, -5	6	1028
2C172M	4	654
2T20MX	3	465
2T214, BS, D, MD, MS, S	4	655
2T215BSD-4, -5, 2T215ES-4, -5, 2T215MSD-4, -5	6	1028
3C17MX	3	465
3C212A	4	655
3C212B, M	4	654
3C212MG, 3C213, M	4	655
3T215BD-4, -5, 3T215MD-4, -5	6	1028
3T216BD-4, -5, 3T216MD-4, -5	7•	1264
4C20X	3	465
4C174, 4C174MD, 4C174MS	4	655
4H212A	4	655
4H212B, M	4	654
4T213, B, M	4	655
5C214, B, D, M, MD	4	655
5F212A	4	655
5F212M	4	654
5H213, M	4	655
6F212B	4	654
6F213, B, 6H213	4	655
6T216BD-4, 6T216MD-4, -5	7•	1264
7C215B-4, -5, 7C215BA-4, -5, 7C215M-4, -5		
7C215M-A-4, -5	6	1028
7F212	4	654
7F212A	4	655
7H214, B, D, M	4	655
8C215BD-4, -5, 8C215MD-4, -5	6	1028
8F212A	4	655
8F212B	4	654
8T216 Series	7•	1221
9C215BD-4, -5, 9C215MD-4, -5	6	1028
9F212A	4	655
9F212M	4	654
9F214, BD, MD	4	655
9T246 Series	7•	1221
10W212M	4	654
11C216BD-4, -5, 11C216MD-4, -5	7•	1264
11W212A	4	655
12F215BD-4, -5, 12F215MD-4, -5	6	1028
12F272M	5	824
14215B-4, -5, 14F215M-4, -5	6	1028
15W214	4	655
16C216BD-4, -5, 16C216FD-4, -5, 16C216MD-4, -5	7•	1264
17C216 Series	7•	1221
18C215-4, -5 18C215M-4, -5	6	1028
19C214M, MD	4	655
21T214ES	4	655
21T215BD-4, -5, 21T215MD-4, -5	6	1029
22C215BD-4, -5, 22C215MD-4, -5	6	1029
23C214B, M	4	655
23T215BD-4, -5, 23T215MD-4, -5	6	1029
24T215BNL-6	6	1029
31T216M-5	7•	1249
319AX	3	465
319BX, MX, 320BX, MX	3	465
320B, M	2	254
321AX	3	465
321B, M	2	254
321ABX, AMX	3	465
322B, M	2	254
322RABX, RAMX	3	465
323M	2	254
324BX, 325AFX, 326MX	3	465
324M, 325F, M	3	465
326M	2	254
331BX, MX	3	465
332B, M, 334M	2	254
335BX, MX, 336CX, FX	3	465
338MX, 338X, 339MX, 340X, 341X	3	465

• Signifies coverage in this volume.

Name and Model or Chassis No.	Vol. No.	Chart No.

CAPEHART (Continued)

461P	1	31, 35, 36
462P12	1	33, 34
501P, 502P, 504P	1	31, 35, 37
610P, 651P, 661P	1	32
3001, 3002	2	251
3004M	2	252
3005M	2	253
3006M	2	252
3007B, M	2	251
3008M	2	253
3011B, M, 3012B, M	2	254
4001M, 4002M	2	252

Chassis

CT-27 (Series CX-33DX)	3	465
CT-38 (Series CX-33DX)	3	465
CT-45 (Series CX-33DX)	3	465
CT-52, 57 (Series CX-36)	4	654
CT-74	5	824
CT-75 (Series CX-37)	4	655
CT-77 (Series CX-37)	4	655
CT-81 (Series CX-37)	4	655
CT-99	4	655
CT-109	6	1028
CT-110	4	655
CT-115	4	655
CT-121, CT-122	4	655
CT-125	6	1028
CT-126, CT-128	4	655
CT-139, CT-140	6	1028
CT-143, CT-145	4	655
CT-157, CT-158	6	1028
CT-171, CT-172	6	1028
CX-30	2	251
CX-31	2	252
CX-32	2	253
CX-33	2	254
CX-33DX	3	465
CX-33F, L	2	254
CX-36	4	654
CX-37	4	655
CX-38	6	1028
CX-38C-4, -5	6	1029
CX-38S Series	7•	1264
CX-43 Series	7•	1221
CXC-13	7•	1249

CBS-COLUMBIA (Also See Air King)

Model

U3C627, U3C628	7•	1211
U3C631, U3C632, U3C633, U3C634, U3C635, U3C636	7•	1211
U3T602	7•	1211
U3T615, U3T616	7•	1211
U3T621, U3T622, U3T623, U3T624	7•	1211
3C627, 3C628	7•	1211
3C631, 3C632, 3C633, 3C634, 3C635, 3C636	7•	1211
3T602	7•	1211
3T615, 3T616	7•	1211
3T621, 3T622, 3T623, 3T624	7•	1211
5C603, 5C604	7•	1228
6K321, U, 6K322, U	7•	1275
6K327U, 6K328U	7•	1275
6KR323, 6KR324, 6KR327, 6KR328	7•	1275
6T101, 6T103, 6T104	7•	1272
6T301, U, 6T303, U, 6T304, U	7•	1275
6TR305, 6TR306	7•	1275
7K325, U, 7K326, U, 7K329, U	7•	1291
7K330U, 7K332U, 7K333U, 7K334U	7•	1291
7KR329, 7KR330, 7KR332, 7KR333, 7KR334, 7KR335, 7KR336	7•	1291
7T307, U, 7T309, U, 7T310, U	7•	1291
7TR311, 7TR312	7•	1291
U22C05, U22C07, B (Ch. 921-11, -21)	6	1030
U22T09, B, EB (Ch. 921-11,-21)	6	1030
U22T19, B (Ch. 921-13)	6	1030
U22TK301, U22TK321 (Ch. 1606)	6	1031

CBS-COLUMBIA (Continued)

U23C39, B (Ch. 921-93)	6	1034
U23C49 (Ch. 922-7)	6	1030
U23C49L (Ch. 921-93)	6	1034
U23C59L (Ch. 922-7)	6	1030
U23CS013, U23CS014 (Ch. 1604)	6	1031
U23T15, U23T19 (Ch. 922-7)	6	1030
U23T19, B (Ch. 921-93)	6	1034
U23TK001, U23TK002, U23TK003, U23TK004 (Ch. 1608)	6	1031
U23TS005, U23TS006, U23TS007, U23TS008 (Ch. 1604)	6	1031
17C18 (Ch. 817, -1)	4	656
17C18 (Ch. 817-2)	5	825
17M06 (Ch. 750-3)	5	825
17M18 (Ch. 817, -1)	4	656
17M18 (Ch. 817-2)	5	825
17T18 (Ch. 817, -1)	4	656
17T18 (Ch. 817-2)	5	825
18C18, 18L18, 18M08, 18M18, 18M28 (Ch. 817-2, -6)	5	825
18M28 (Ch. 817-46, -86)	5	826
18M38 (Ch. 817-6)	5	825
18M38 (Ch. 817-46, -86)	5	826
18T18, 18T28 (Ch. 817-6)	5	825
18T28 (Ch. 817-46, -86)	5	826
20M18 (Ch. 820, -1)	4	656
20M18 (Ch. 820-2)	5	825
20M28 (Ch. 820, -1)	4	656
20M28 (Ch. 820-2)	5	825
20T18 (Ch. 820, -1)	4	656
20T18 (Ch. 820-2)	5	825
21C11, B (Ch. 1021)	4	657
21C18 (Ch. 821)	4	656
21C21, 21C31B, 21C41 (Ch. 1021)	4	657
21T11 (Ch. 1021)	4	657
22C05 (Ch. 921-12)	6	1032
22C06 (Ch. 751-3)	5	825
22C07, B, M (Ch. 921-12)	6	1032
22C08 (Ch. 821-6, -6A)	5	825
22C09, B (Ch. 921-14)	6	1030
22C11, B (Ch. 1021)	4	657
22C18 (Ch. 821-6, -6A)	5	825
22C21 (Ch. 1021)	4	657
22C28 (Ch. 821-6, -6A)	5	825
22C31B (Ch. 1021)	4	657
22C38 (Ch. 751-3)	5	825
22C38 (Ch. 821-3)	5	825
22C38 (Ch. 822-1, -2, -3, -4, -10)	5	826
23C39, B	6	1034
22C41 (Ch. 1021)	4	657
22C48, B (Ch. 821-4)	5	825
22C48, B (Ch. 822-1, -2, -3)	5	826
22C48, B (Ch. 822-4, -10)	5	826
22C58 (Ch. 821-4)	5	825
22C58 (Ch. 822-1, -2, -3, -4, -10)	5	826
22C61B (Ch. 1021-2)	5	827
22C68, B (Ch. 821-4)	5	825
22C68, B (Ch. 822-1, -2, -3, -4, -10)	5	826
22C78, B (Ch. 821-4)	5	825
22C78, B, 22C88, B (Ch. 822-1, -2, -3, -4, -10)	5	826
22CK009, 22CK010 (Ch. 1605)	6	1031
22CX1, 22CX2 (Ch. 1601)	6	1033
22CX3, 22CX4 (Ch. 1604)	6	1033
22K38 (Ch. 821-10)	5	828
22L18 (Ch. 821-6, -6A)	5	825
22M08, 22M18, 22M28 (Ch. 821, -4, -6, -6A)	5	825
22M28 (Ch. 822, -1, -2, -3, -4, -10)	5	826
22M38 (Ch. 821-4)	5	825
22M38 (Ch. 822-1, -2, -3, -4, -10)	5	826
22T09, B, EB (Ch. 921-12)	6	1032
22T11 (Ch. 1021)	4	657

CBS-COLUMBIA (Continued)

22T18	5	825
22T19, B (Ch. 921-14)	6	1030
22T28, B (Ch. 821-4, -6, -6A)	5	825
22T28, B, 22T38, B (Ch. 822-1, -2, -3, -4, -10)	5	826
22TK301, 22TK321 (Ch. 1605)	6	1031
22TX1, 22TX2 (Ch. 1601)	6	1033
23C49L, LB, S SB, SM (Ch. 921-94)	6	1034
23C49, 23C59 (Ch. 922-8)	6	1030
23C59, B (Ch. 921-94)	6	1034
23CK011,23CK012 (Ch. 1607)	6	1031
23CS013, 23CS014 (Ch. 1603)	6	1031
23T15, 23T19 (Ch. 922-8)	6	1030
23T19, B	6	1034
23TK001, 23TK002, 23TK003, 23TK004 (Ch. 1607)	6	1031
23TS005, 23TS006, 23TS007, 23TS008 (Ch. 1603)	6	1031
27C31 (Ch. 1027-1)	5	829
205C1, 205C2	6	1035A, 1035B

Chassis

750-3, 751-3	5	825
817, -1	4	656
817-2, -6	5	825
817-46, -86	5	826
820, -1	4	656
820-2	5	825
821	4	656
821-3, -4, -6, -6A	5	825
821-20	5	828
822-1, -2, -3, -4, -10	5	826
921-11	6	1030
921-12	6	1032
921-13, -14, -21	6	1030
921-93, -94	6	1034
922-7, -8	6	1030
1021	4	657
1021-2	5	827
1027-1	5	829
1601, 1602	6	1033
1603, 1604, 1605, 1606, 1607, 1608	6	1031
1610, 1611	7•	1211
1621	7•	1228
2001, 2002, 2003	7•	1275
2017	7•	1272
3001, 3002, 3003	7•	1291
3012, 3013, 3015	7•	1291

CENTURY (See Industrial Television)

CLARION (Warwick Mfg. Co.)

16703	2	255

CLEARSONIC (See U. S. Television)

CONRAC

Chassis

36, 39	3	466
40, 44	3	467
61, 64	4	658

Model

10-M-36, 10-W-36, 11-B-36, 12-M-36, 12-W-36, 13-B-36, 14-M-36, 14-W-36, 15-P-36, 16-B-36, 17-P-39	3	456
18-M-39, 18-W-39, 20-M-39, 20-W-39, 21-B-39, 22-P-39, 23-M-390, 23-W-390, 24-M-36, 25-W-36, 26-B-36	3	466
27-M-40, 27-W-40, 28-B-40, 29-P-40, 30-M-40, 30-W-40, 31-P-40, 32-M-44, 32-W-44, 33-B-44, 34-P-44	3	467

• Signifies coverage in this volume.

Name and Model or Chassis No.	Vol. No.	Chart No.

CONRAC (Continued)

35-M-61, 35-W-61, 36-B-61, 37-P-61, 38-B-61, 38-M-61, 39-M-61, 40-M-61, 40-W-64, 41-B-64, 42-P-64, 43-B-64 43-M-64	4	658

CORONADO

FA-43-8965	1	19
K-21 (43-9041), K-72 (43-9031), K-73L (43-9030)	4	659
TV1-9017A, B	6	1011
TV1-9135A, B, TV-19137A, B, TV-19139A	6	1011
TV1-9305A	7•	1280
TV1-9320A	7•	1205
TV1-9330A, TV1-9332A	7•	1205
TV1-9356A, TV1-9357A	7•	1294
TV1-9399A, TV1-9400A	7•	1334
TV2-9155A	6	1170
TV2-9157A, TV2-9159A	6	1172
TV2-9160A, TV2-9162A	6	1172
TV2-9324A, B, TV2-9325A, TV2-9326A, B, TV2-9327A	7•	1231
TV2-9334A, B, TV2-9335A, TV2-9336A, B, TV2-9337A	7•	1231
TV2-9338A, TV2-9339A, TV2-9340A, TV2-9341A	7•	1220
TV2-9350A, B, TV2-9351A, TV2-9352A, B, T2-9353A	7•	1231
TV3-9397A	7•	1340
05TV1-43-8945A	2	232
05TV1-43-9005A, 05TV1-43-9006A	2	232
05TV1-43-9014A	2	258
05TV2-43-8950A	2	236
05TV2-43-9010A	2	237
05TV2-43-9010B	3	468
05TV6-43-8935A	2	257
15TV1-43-8957A, B	3	469
15TV1-43-8958A, B	3	470
15TV1-43-9015A, B, 15TV1-43-9016A, B	3	469
15TV1-43-9020A, B, 15TV1-43-9021A, B	3	470
15TV2-43-9025A, B, 15TV2-43-9026A, B	3	471
15TV2-43-9101A, 15TV2-43-9102A	3	472
15TV4-43-8948A, 15TV4-43-8949A	4	660
25TV2-43-9022A, B	4	661
25TV2-43-9045A, B, C, 25TV2-43-9060A, B	4	662
35TV2-43-9023A	5	830
35TV2-43-9050A	5	814
35TV2-43-9061A	5	814
43-8908	2	256
43-8960	1	24
43-8965	1	19
43-8966	1	17
43-9030	4	659
43-9031	4	659
43-9041	4	659
45TV2-43-9023B	5	830
45TV2-43-9050B	5	814
45TV2-43-9061B, 45TV2-43-9064A	5	814
45TV11-43-9027A, 45TV11-43-9028A	6	1036
45TV11-43-9085A, 45TV11-43-9086A, 45TV11-43-9088A, 45TV11-43-9089A, 45TV11-43-9090A, 45TV11-43-9091A, 45TV11-43-9092A, 45TV11-43-9093A, 45TV11-43-9094A, 45TV11-43-9095A, 45TV11-43-9096A, 45TV11-43-9097A, 45TV11-43-9098A	6	1036
45TV11-43-9130A, 45TV11-43-9131A	6	1036, 1037
45TV13-43-9038A	5	831
45TV13-9081A	5	831
94TV1-43-8940A	2	238

CORONADO (Continued)

94TV1-43-9002A	2	232
94TV2-43-8970A, 94TV2-43-8971A, 94TV2-43-8972A, 94TV2-43-8973A	1	20
94TV2-43-8985A, 94TV2-43-8986A, 94TV2-43-8987A	1	20
94TV2-43-8993A, 94TV2-43-8994A, 94TV2-43-8995A	1	20
94TV6-43-8953A	2	259

CRAFTSMEN (Also See Radio Craftsmen)

C210	5	832

CROSLEY

AC-10B, M, AC-11B, M	7•	1330
AH-10B, AH-11B	7•	1330
AT-10B, M, AT-11B, M	7•	1330
AT-70B, M, W	7•	1268
BC-12BZ, M, MZ, BC-13B, M, BC-14M, BC-15M	7•	1331
BT-12BZ, M, MZ, BT-13B, M	7•	1331
DU-17CDB, CDM, CHB, CHM, CHN, CHN1, DU-17COB, COL, COM	4	663
DU-17PDB, PDM, PHB, PHM, PHN, PHN1	3	473, 474, 475
DU-17TOB, TOL, TOL1, TOM	4	663
DU-20CDM, CHB, CHM, COB, COM	4	664
DU-21CDM1, CDN, CHM, COB, COL, COLB, COM	4	664
EU-17COL, COLB, TOLa, TOLB	4	665
EU-17COM, TOB, TOM	4	666
EU-21CDB	4	666
EU-21CDL, CDLB	4	665
EU-21CDM, CDN, COBa	4	666
EU-21COLBd, COLBe, COLd, COLe	4	665
EU-21COMa	4	666
EU-21COS, COSB	4	665
EU-21TOL, TOLB	4	665
F-17TOLBH, TOLBU, TOLH, TOLU	5	834
F-17TOSBH, TOSBU, TOSH, TOSU	5	834
F-21CDLBH, CDLBU, CDLBU-1, CDLH, CDLU, CDLU-1, COLBH, COLBU, COLBU-1, COLH, COLU, COLU-1	5	834
F-21TOLBH, TOLBU, TOLH, TOLU	5	834
F-21TOSBH, TOSBU, TOSH, TOSU	5	834
F-24CDBH, CDBU, CDMH, CDMU	5	835
F-24COLB, COLBH, COLH, COLU	5	836
F-27COBH, COBU, COMH, COMU	5	835
G-17TOBH	5	833
G-17TOBKH, TOBU, TOMH, TOMU, TOWEH, TOWH, TOWU	5	833
G-21TOBH, G-21TOBU, G-21TOMH, G-21TOMU, G-21TOWH	6	1038
GF-21CDLBH, CDLH, CDLU, CDMH, CDMU	5	834
GF-21CDBH, COBU, COMH	5	834
GF-21TOM	5	834
H-17TOBHa, H-17TOBHd	6	1039
H-17TOBUc	6	1040
H-17TOMHa, H-17TOMHd, H-17TOMNHa	6	1039
H-17TOMUc	6	1040
H-17TOWHa, H-17TOWHd	6	1039
H-17TOWUc	6	1040

CROSLEY (Continued)

H-21CCOBH, H-21CCOMH, H-21CCOWH	6	1039
H-21CKBF, H-21CKBU, H-21CKMF, H-21CKMU	6	1041
H-21COBH, H-21COBU	6	1038
H-21COBHa, H-21COBHd	6	1039
H-21COBHb, H-21COBUc	6	1040
H-21COMH, H-21COMU	6	1038
H-21COMHa, H-21COMHd	6	1039
H-21COMHb, H-21COMHc	6	1040
H-21COSBH, H-21COSBU	6	1038
H-21COSBHa, H-21COSBHd	6	1039
H-21COSBHb, H-21COSBUc	6	1040
H-21COSHa, H-21COSHd	6	1039
H-21COSHb, H-21COSUc	6	1040
H-21COWH, H-21COWU	6	1038
H-21COWHa, H-21COWHd	6	1039
H-21COWHb, H-21COWUc	6	1040
H-21HCBH, H-21HCBU	6	1038
H-21HCBHa, H-21HCBHd	6	1039
H-21HCBHb, H-21HCMUc	6	1040
H-21HCMHa, H-21HCMHd	6	1039
H-21HCMHb, H-21HCMUc	6	1040
H-21HCWH, H-21HCWU	6	1038
H-21HCWHa, H-21HCWHd	6	1039
H-21HCWHb, H-21HCWUc	6	1040
H-21HKBF, H-21HKBU, H-21HKMF, H-21HKMU	6	1041
H-21HPBHa, H-21HPBHd	6	1039
H-21HPBUc	6	1040
H-21HPWHa, H-21HPWHd	6	1039
H-21HPWUc	6	1040
H-21TCOBH, H-21TCOMH, H-21TCOWH	6	1039
H-21TKBF, H-21TKBU, H-21TKMF, H-21TKMU	6	1041
H-21TOBH	6	1038
H-21TOBHa, H-21TOBHd	6	1039
H-21TOBHb, H-21TOBUc	6	1040
H-21TOBHb	6	1040
H-21TOBU	6	1038
H-21TOBUc	6	1040
H-21TOBUf	6	1039
H-21TOMH	6	1038
H-21TOMHa	6	1039
H-21TOMHb	6	1040
H-21TOMHd	6	1039
H-21TOMU	6	1038
H-21TOMUc	6	1040
H-21TOMUf	6	1039
H-21TOWH	6	1038
H-21TOWHa	6	1039
H-21TOWHb	6	1039
H-21TOWHd	6	1039
H-21TOWU	6	1038
H-21TOWUc	6	1040
H-21TOWUf	6	1039
J-17TABH, TAMH, TAWH	6	1268
J-17TJBH, J-17TJMH	6	1039
J-17TJBU, J-17TJMU	6	1040
J-17TOWH	6	1039
J-17TOWU	6	1040
J-21CABH, CABU	7•	1283
J-21CAMH, CAMU	7•	1283
J-21CKBF, CKBU, CKGF, CKGU, CKHF, CKHU, CKMF, CKMU, CSKMF, CTKMF, CTKMU	7•	1238
J-21LKBF, LKBU	7•	1238
J-21LPKBF, J-21LPKBU, J-21LPKMF, J-21LPKMU	7•	1212
J-21RABH, RABU, RAMH, RAMU	7•	1283
J-21TABH, TABU	7•	1283
J-21TAMH, TAMU	7•	1283
J-21TAWH, TAWU	7•	1283
J-21TJBH, J-21TJMH	6	1039
J-21TKBF, TKBU, TKDBF, TKDBU, TKDMF, TKDMU, TKLBF, TKLBU, TKLMF, TKLMU, TKMF, TKMU	7•	1238
J-21TOWH	6	1039
J-21TSBH, TSMH	6	1039
S11-422M1U, S11-444MU, S11-453MU, S11-459MU	3	476
S11-472B1U, S11-474BU	3	476
S17CDC1, S17CDC2, S17CDC3, S17CDC4, S17COC1, S17COC2, S17COC3	3	476
9-403M, 9-403M-2	1	38

• Signifies coverage in this volume.

Name and Model or Chassis No.	Vol. No.	Chart No.
CROSLEY (Continued)		
9-404M	1	38
9-407, 9-407M-1, 9-407M-2	1	39
9-409M-3	1	40
9-413B, 9-413B-2	1	38
9-414B	1	38
9-419M1, 9-419M1-LD, 9-419M2, 9-419M3, 9-419M3-LD	1	40
9-420M	1	38
9-422M, MA	1	41
9-423M	1	42
9-424B	1	38
9-425	1	12
10-401	2	260
10-404MU, 10-404M1U	2	261
10-412MU	2	261
10-414MU, 10-414M1U	2	262
10-416MU	2	262
10-418MU	2	261
10-419MU	2	263
10-420MU	2	261
10-421MU	2	264
10-428MU	3	477
10-429MU	2	262
11-441MU	3	478
11-442MU	3	479
11-443MU	3	479
11-445MU, 11-446MU, 11-447MU, 11-453MU, 11-459M1U, 11-460MU	3	479
11-461WU	3	478
11-465WU, 11-470BU	3	479
11-471BU	3	478
11-472BU, 11-473BU	3	479
11-475BU, 11-476BU, 11-477BU, 11-483BU	3	479
17CDC1, 17CDC2, 17CDC3, 17CDC4	3	479
17COC1, 17COC2, 17COC3	3	479
CROYDON		
C17FTM, C21CM, C21FTM	4	667
DELCO		
TV-71	1	13
TV-71A	1	14
TV-101	1	43
TV-102	1	44
TV-160	1	45
TV-201	1	46, 47
DEWALD		
BT-100	1	10
BT-101	1	10
CT-101	1	10
CT-102, CT-103, CT-104	1	48
DT-120, DT-122	2	265
DT-160	1	48
DT-161	2	265
DT-162, DT-163	2	266
DT-162L	2	265
DT-162R, DT-163A, R	3	480
DT-190	2	266
DT-190D	3	480
DT-1020, DT-1020A	2	265
DT-1030, DT-1030A, DT-X-160	2	265
ET-140, ET-141	2	266
ET-140R, ET-141R, ET-170, ET-171	3	480
ET-171-20	5	837
ET-172	3	480
ET-190D, R (Early)	3	480
ET-190D (Late)	5	837
FT-200 (Early)	3	480
FT-200 (Late)	5	837
FT-201	3	480
G-174	5	837
G-201, G-210, G-211	5	837
DOUGLAS		
327	5	838
DREXEL (Mutual Buying Syndicate)		
17CG1, 17TW	3	585

Name and Model or Chassis No.	Vol. No.	Chart No.
DUMONT		
RA-101	1	49
RA-103	1	50
RA-103D, RA-104A	1	51
RA-105	1	52
RA-105B	1	53
RA-108A	1	53
RA-109A1, A2, A3, A5, A6, A7	2	267
RA-110A	1	51
RA-111A	2	268
RA-112A, RA-113B	2	269
RA-117A	3	481
RA-119A	3	482
RA-160, RA-162	4	668
RA-164, RA-165	4	669
RA-166, RA-167, RA-168, RA-169, RA-170, RA-171	5	839
RA-301, -A1, -A2	6	1042
RA-302	6	1042
RA-306, RA-307	5	840
RA-312, RA-313	6	1043
RA-321, RA-322	6	1044
RA-340, RA-341, RA-342, RA-343	7•	1216
RA-350, RA-351	6	1045
RA-352	7•	1237
RA-356, RA-357	7•	1276
RA-372, RA-373	7•	1349
EMERSON		
545 (Ch. 120047)	1	55
571 (Ch. 120066)	1	56
571 (Ch. 120086B)	1	57
585 (Ch. 120025B)	1	59
600 (Ch. 120103B)	1	58
606 (Ch. 120066, B)	1	56
606 (Ch. 120086B)	1	57
606 (Ch. 120087B-D)	1	57
608A (Ch. 120089B)	1	60
609 (Ch. 120084-B)	1	61
611, 612 (Ch. 120087B-D	1	57
614, B, BC, C, (Ch. 120110, B, BC, C)	1	62
614 (Ch. 120113B)	1	62
614D (Ch. 120095B)	2	270
619 (Ch. 120092D)	1	57
620 (Ch. 120091D)	1	57
620 (Ch. 120091Q-D)	1	57
621 (Ch. 120098B)	1	63
622 (Ch. 120098P)	1	63
624 (Ch. 120087B-D)	1	57
626 (Ch. 120104B, BJ)	1	60
627 (Ch. 120107B)	1	57
628 (Ch. 120098B)	1	63
629B, C (Ch. 120120)	2	271
629D (Ch. 120124B)	2	272
630 (Ch. 120099B)	1	63
631 (Ch. 120096B)	1	64
631 (Ch. 120109B)	1	64
632 (Ch. 120096B)	1	64
632 (Ch. 120109B)	1	64
633 (Ch. 120114B)	1	65
637, B, BC, C, (Ch. 120110, B, BC, C)	1	62
637 (Ch. 120113B)	1	62
637A (Ch. 120095B)	2	270
638 (Ch. 120087D)	1	57
639 (Ch. 120103B)	1	58
644 (Ch. 120110B)	1	62
644, B, BC, C, (Ch. 120113, B, BC, C)	1	62
647 (Ch. 120113B)	1	62
648B (Ch. 120110E)	1	62
649A (Ch. 120094A)	2	273
650 (Ch. 120113C)	1	62
650 (Ch. 120118B)	2	274
650B (Ch. 120118B)	2	274
650D (Ch. 120123B)	2	275
650F (Ch. 120138B)	2	276
651B (Ch. 120120)	2	271
651C (Ch. 120109C)	1	64
651C (Ch. 120124)	2	272
651D (Ch. 120124, B)	2	272
654 (Ch. 120118B)	2	274
654B (Ch. 120118B)	2	274
654D (Ch. 120123B)	2	275
655B, D (Ch. 120123B)	2	275
655F (Ch. 120138B)	2	276
658B (Ch. 120124B)	2	272
658C (Ch. 120124)	2	272

Name and Model or Chassis No.	Vol. No.	Chart No.
EMERSON (Continued)		
660B (Ch. 120133B)	2	277
661B (Ch. 120134B)	2	278
662B (Ch. 120127B)	2	279
663B (Ch. 120128B)	2	279
664B (Ch. 120133B)	2	277
665B (Ch. 120131B & Radio Ch. 120130B)	3	483, 484
666B (Ch. 120135B & Radio Ch. 120132B)	3	485, 486
667B (Ch. 120134B)	2	278
668B (Ch. 120134B)	2	278
669B (Ch. 120129B)	2	280
673B (Ch. 120133B)	2	277
674B (Ch. 120134B)	2	278
675B (Ch. 120129B)	2	280
676B (Ch. 120140B)	3	487
676D (Ch. 120144B)	3	488
676F (Ch. 120143B)	3	489
677B, 678B (Ch. 120134B, G, H)	2	278
680B (Ch. 120144B)	3	488
680D (Ch. 120140-B)	3	487
680D (Ch. 120144-B, -G, -H)	3	488
681B (Ch. 120140-B)	3	487
681D (Ch. 120144B)	3	488
681F (Ch. 120143B, H)	3	489
684B, 685B (Ch. 120134B, G, H)	2	278
686B (Ch. 120144B)	3	488
686D (Ch. 120140B)	3	487
686F, 686L (Ch. 120143B, H)	3	489
687B (Ch. 120144B)	3	488
687D (Ch. 120140B)	3	487
687F, 687L (Ch. 120143B, H)	3	489
688B, 689B, 690B (Ch. 120129B)	2	280
692B, 693B, 694B (Ch. 120129B)	2	280
696B (Ch. 120144G)	3	488
696F (Ch. 120143B)	3	488
696L (Ch. 120142B)	3	489
697B (Ch. 120129B)	2	280
698B (Ch. 120127B)	2	279
700B, 701B (Ch. 120153B)	4	670
700D (Ch. 120158-B)	4	671
700L (Ch. 120153-D)	4	670
701D (Ch. 120158-B)	4	671
701F (Ch. 120143B)	3	489
709A (Ch. 120162A)	4	670
711B (Ch. 120164B)	4	672
711F (Ch. 120169B)	5	841
712B (Ch. 120164B)	4	672
712F (Ch. 120169B)	5	841
714B (Ch. 120153B)	4	670
714D, 715D (Ch. 120153-D)	4	670
716D, 717D, 719D (Ch. 120163D)	4	673
720B (Ch. 120164B)	4	672
720D (Ch. 120169B)	5	841
720F (Ch. 120169-D)	5	841
721D (Ch. 120166D)	4	674
722D (Ch. 120163D)	4	673
728D (Ch. 120166D)	4	674
732B (Ch. 120169B)	5	841
732D (Ch. 120164B)	4	672
732G (Ch. 120185B)	5	843
733F (Ch. 120169F & Radio Ch. 120152F)	5	841, 842
734B (Ch. 120169B)	5	841
736B (Ch. 120171B)	4	674
740D (Ch. 120173D)	4	674
741F (Ch. 120182D)	5	844
742B (Ch. 120169B)	5	841
742E (Ch. 120185B)	5	843
743A, B (Ch. 120171B)	4	674
748B (Ch. 120179-B)	6	1046
748C (Ch. 120203-B)	6	1046
750D (Ch. 120166D)	4	674
752A, B (Ch. 120174B)	5	843
753D (Ch. 120180D)	5	843
753F (Ch. 120198D)	5	843
755A, B (Ch. 120174-B)	5	843
757D, 758F (Ch. 120182D)	5	844
759C (Ch. 120195D)	5	844

• Signifies coverage in this volume.

Name and Model or Chassis No.	Vol. No.	Chart No.

EMERSON (Continued)

760D (Ch. 120191D)	5	843
760H (Ch. 120190D)	5	843
760M (Ch. 120182D)	5	844
761C (Ch. 120180D)	5	843
762D (Ch. 120191D)	5	843
762F (Ch. 120190D)	5	843
764F (Ch. 120166D)	4	674
765D (Ch. 120173D)	4	674
766D (Ch. 120210D)	5	844
767A, B (Ch. 120192B)	5	844
767C (Ch. 120169B)	5	841
768A (Ch. 120193D)	5	843
768C (Ch. 120174B)	5	843
769F (Ch. 120173D)	4	674
770C (Ch. 120209D)	5	843
771A, B (Ch. 120192B)	5	843
771C (Ch. 120169B)	5	841
771D (Ch. 120192D)	5	843
772A (Ch. 120193B)	5	843
773A (Ch. 120192B)	5	843
774A (Ch. 120193B)	5	843
775A (Ch. 120192F)	5	843
776A (Ch. 120193F)	5	843
777B (Ch. 120204-B)	6	1046
780A (Ch. 120171B)	4	674
781A, B (Ch. 120196B)	5	844
781E (Ch. 120206D)	5	844
782D (Ch. 120166D)	4	674
784A (Ch. 120174B)	5	843
784E, G, K (Ch. 120197B, D)	5	843
784M (Ch. 120211D)	5	844
785C, E (Ch. 120198D)	5	843
785K (Ch. 120195D)	5	844
787A (Ch. 120179-B)	6	1046
787B (Ch. 120203-B)	6	1046
791D (Ch. 120210D)	5	843
792D (Ch. 120206D)	5	844
793E (Ch. 120211F)	5	844
794A (Ch. 120193B)	5	843
795C (Ch. 120192B)	5	843
796C (Ch. 120203-B)	6	1046
797B (Ch. 120204-B)	6	1046
797, 798B (Ch. 120205-B)	6	1046
799E (Ch. 120209F)	5	832
1000C (Ch. 120206D)	5	844
1000H (Ch. 120235-D)	6	1047
1001E (Ch. 120208D)	5	844
1001G (Ch. 120211F)	5	844
1002C, D (Ch. 120206D)	5	844
1002H (Ch. 120235-D)	6	1047
1003E, F (Ch. 120208D)	5	844
1003G (Ch. 120211F)	5	844
1004C (Ch. 120206D)	5	844
1004H (Ch. 120235-D)	6	1047
1005E, F (Ch. 120208D)	5	844
1005G (Ch. 120211F)	5	844
1006C (Ch. 120206D)	5	844
1006H (Ch. 120235-D)	6	1047
1007E (Ch. 120208D)	5	844
1007G (Ch. 120211F)	5	844
1008C (Ch. 120206-D)	5	844
1008E (Ch. 120206-D)	5	844
1008H (Ch. 120235-D)	6	1047
1009E (Ch. 120208D)	5	844
1009G (Ch. 120211F)	5	844
1009J (Ch. 120236-D)	6	1047
1010C (Ch. 120206D)	5	844
1010H (Ch. 120235-D)	6	1047
1011C (Ch. 120208D)	5	844
1011G (Ch. 120211F)	5	844
1011J (Ch. 120236-D)	6	1047
1012D (Ch. 120182D)	5	844
1012H (Ch. 120233-D)	6	1047
1012J (Ch. 120233-F)	6	1047
1013C (Ch. 120195D)	5	844
1014D (Ch. 120182D)	5	844
1014J (Ch. 120233-F)	6	1047
1015C (Ch. 120195D)	5	844
1018C, D	5	844
1018H, 1020H (Ch. 120235-D)	6	1047
1022C, D (Ch. 120206D)	5	844
1022H (Ch. 120235-D)	6	1047
1023E (Ch. 120211D)	5	844
1024C (Ch. 120206D)	5	844
1025E (Ch. 120211D)	5	844
1026C (Ch. 120206D)	5	844
1027E (Ch. 120211D)	5	844
1028C (Ch. 120206D)	5	844
1028H (Ch. 120235-D)	6	1047
1029E	5	844

Name and Model or Chassis No.	Vol. No.	Chart No.

EMERSON (Continued)

1030D, 1032D (Ch. 120220-D)	6	1048
1036H (Ch. 120235-D)	6	1047
1040F (Ch. 120206D)	5	844
1040H (Ch. 120235-D)	6	1047
1041E (Ch. 120211-D)	5	844
1041F (Ch. 120211D)	5	844
1041H (Ch. 120238-D)	6	1047
1042H (Ch. 120235-D)	6	1047
1043F (Ch. 120238-D)	6	1047
1044D (Ch. 120235-D)	6	1047
1045D (Ch. 120236-D)	6	1047
1045F (Ch. 120238-F)	6	1047
1045H (Ch. 120238-D)	6	1047
1046D (Ch. 120235-D)	6	1047
1047D (Ch. 120236-D)	6	1049
1047F (Ch. 120238-F)	6	1047
1048D (Ch. 120235-D)	6	1047
1049D (Ch. 120236-D)	6	1047
1049F (Ch. 120238-D)	6	1047
1050D (Ch. 120241-D)	6	1047
1051D (Ch. 120249-D)	6	1047
1052D (Ch. 120241-D)	6	1047
1054D (Ch. 120235-D)	6	1047
1055D (Ch. 120236-D)	6	1047
1055F (Ch. 120238-F)	6	1047
1055H (Ch. 120238-D)	6	1047
1056D (Ch. 120235-D)	6	1047
1057D (Ch. 120236-D)	6	1047
1058D, 1060D (Ch. 120239-D)	6	1048
1060F (Ch. 120239-F)	6	1048
1062D (Ch. 120239-D)	6	1048
1062F, 1062H (Ch. 120239-F)	6	1048
1062L (Ch. 120245-V)	6	1049
1064D (Ch. 120239-D)	6	1048
1066D (Ch. 120233-D)	6	1047
1067D (Ch. 120234-D)	6	1047
1067F (Ch. 120237-D)	6	1047
1068D (Ch. 120233-D)	6	1047
1069D (Ch. 120234-D)	6	1047
1070D (Ch. 120233-D)	6	1047
1071D (Ch. 120234-D)	6	1047
1071F (Ch. 120237-D)	6	1047
1072D (Ch. 120233-D)	6	1047
1073D (Ch. 120234-D)	6	1047
1074D (Ch. 120235-D)	6	1047
1075D (Ch. 120236-D)	6	1047
1075F (Ch. 120238-H)	6	1047
1075H (Ch. 120238-F)	6	1047
1084D (Ch. 120235-D)	6	1047
1085D (Ch. 120236-D)	6	1047
1085F (Ch. 120238-H)	6	1047
1085H (Ch. 120238-D)	6	1047
1086D (Ch. 120235-D)	6	1047
1087D (Ch. 120236-D)	6	1047
1087F (Ch. 120238-D)	6	1047
1088D (Ch. 120235-D)	6	1047
1089D (Ch. 120236-D)	6	1047
1089F (Ch. 120238-D)	6	1047
1090D (Ch. 120235-D)	6	1047
1091D (Ch. 120236-D)	6	1047
1091F (Ch. 120238-D)	6	1047
1092D (Ch. 120235-D)	6	1047
1093D (Ch. 120236-D)	6	1047
1093F (Ch. 120238-D)	6	1047
1098D (Ch. 120241-F)	6	1047
1099D (Ch. 120249-F)	6	1047
1100D (Ch. 120235-D)	6	1047
1101D (Ch. 120238-D)	6	1047
1102 (Ch. 120245-Z)	6	1049
1102D, F (Ch. 120245-D,-N)	6	1047
1102H (Ch. 120245-H)	6	1049
1103 (Ch. 120289-R)	6	1049
1104D (Ch. 120251-D)	6	1048
1104F, H, J, L (Ch. 120256-D, -F, -H, -N)	6	1049
1104N (Ch. 120256-P)	6	1049
1105D (Ch. 120275-L)	6	1049
1106D, 1106F (Ch. 120254-D)	6	1048
1106H, J, L, N, P, R (Ch. 120255-D, F, -H)	6	1049
1106T, V (Ch. 120255-D)	6	1049
1107D, F (Ch. 120269-L)	6	1049
1108D, F (Ch. 120257-D, -F)	6	1051
1109D (Ch. 120258-D)	6	1051
1110D (Ch. 120257-D)	6	1051
1111D (Ch. 120258-D)	6	1051
1112D (Ch. 120257-D)	6	1051
1113D (Ch. 120258-D)	6	1051

Name and Model or Chassis No.	Vol. No.	Chart No.

EMERSON (Continued)

1114D, F, H, (Ch. 120259-D, -F -H, -N)	6	1049
1114J (Ch. 120259-P)	6	1049
1114L (Ch. 120259-H)	6	1049
1115D (Ch. 120276-L)	6	1049
1116D (Ch. 120257-D)	6	1051
1117D (Ch. 120258-D)	6	1051
1118 (Ch. 120255-V)	6	1049
1118D (Ch. 120255-P)	6	1049
1119 (Ch. 120269-R)	6	1049
1119D (Ch. 120269-L)	6	1049
1120D (Ch. 120257-D)	6	1051
1121D (Ch. 120258-D)	6	1051
1122D, F (Ch. 120263-D, -P)	6	1051
1023D (Ch. 120265-D)	6	1051
1024D, F (Ch. 120263-D, -P)	6	1051
1125D (Ch. 120265-D)	6	1051
1126D, F (Ch. 120257-D, -F)	6	1051
1127D (Ch. 120258-D)	6	1051
1128F (Ch. 120273-F & Radio Ch. 120272-B)	6	1049, 1050
1128H (Ch. 120273-P & Radio Ch. 120272-B)	6	1049, 1050
1130D, F (Ch. 120245-D, -N)	6	1049
1132F (Ch. 120256-F)	6	1049
1132H (Ch. 120256-P)	6	1049
1138D, F (Ch. 120257-D, -P)	6	1051
1139D (Ch. 120258-D)	6	1051
1140D, F (Ch. 120257-D, -P)	6	1051
1141D (Ch. 120258-D)	6	1051
1142D (Ch. 120259-F)	6	1049
1142F, H (Ch. 120259-D, -P)	6	1049
1143 (Ch. 120276-R)	6	1049
1143D (Ch. 120276-L)	6	1049
1144D (Ch. 120277-D & Radio Ch. 120279-B)	6	1051, 1052
1145D (Ch. 120278-D & Radio Ch. 120279-B)	6	1051, 1052
1146 (Ch. 120333-Z)	6	1049
1146D (Ch. 120244-P)	6	1049
1148 (Ch. 120249-V)	6	1049
1148D, F (Ch. 120259-D, -P)	6	1049
1149 (Ch. 120276-R)	6	1049
1149D (Ch. 120276-L)	6	1049
1150D, F (Ch. 120257-D, -P)	6	1051
1151D (Ch. 120258-D)	6	1051
1152D, F (Ch. 120257-D, -P)	6	1051
1153D (Ch. 120258-D)	6	1051
1154D, F (Ch. 120257-D, -P)	6	1051
1155D (Ch. 120258-D)	6	1051
1156D, F (Ch. 120263-D, -P)	6	1051
1157D (Ch. 120265-D)	6	1051
1158A (Ch. 120282-P)	6	1051
1160D (Ch. 120263-P)	6	1051
1161D (Ch. 120265-D)	6	1051
1162D, F (Ch. 120257-D, -P)	6	1051
1163D (Ch. 120258-D)	6	1051
1164D (Ch. 120257-P)	6	1051
1165D (Ch. 120258-D)	6	1051
1166 (Ch. 120259-P)	6	1049
1168A (Ch. 120288-N)	6	1049
1170 (Ch. 120255-P)	6	1049
1172 (Ch. 120259-P)	6	1049
1176 (Ch. 120292-P)	7•	1265
1177 (Ch. 120293-T, -X)	7•	1265
1178 (Ch. 120292-P, -V)	7•	1265
1179 (Ch. 120292-T, -X)	7•	1265
1180 (Ch. 120292-P, -V)	7•	1265
1181 (Ch. 120293-T, -X)	7•	1265
1182 (Ch. 120259-P)	6	1049
1183 (Ch. 120276-R)	6	1049
1184 (Ch. 120259-P)	6	1049
1185 (Ch. 120276-R)	6	1049
1186 (Ch. 120299-V)	7•	1265
1187 (Ch. 120300-X)	7•	1265
1188 (Ch. 120299-V)	7•	1265
1189 (Ch. 120300-X)	7•	1265
1190, 1192 (Ch. 120303-V)	7•	1265
1194 (Ch. 120302-V)	7•	1265
1196 (Ch. 120259-P)	6	1049
1198 (Ch. 120259-V)	6	1049
1199 (Ch. 120276-R)	6	1049
1232 (Ch. 120331-H)	7•	1337
1233 (Ch. 120332-R)	7•	1337
1234 (Ch. 120333-Z)	6	1049
1246 (Ch. 120245-Z)	6	1049
2000B, 2001 (Ch. 120169-B)	5	841

• Signifies coverage in this volume.

Name and Model or Chassis No.	Vol. No.	Chart No.

EMERSON (Continued)

2002B (Ch. 120169-F & Radio Ch. 120152-F)	5	841, 842
2003B, 2004B (Ch. 120169-V)	5	841
2004D (Ch. 120169-D)	5	841
2005C (Ch. 120206-D)	5	844
2005E (Ch. 120235-D)	6	1047
2006C (Ch. 120182-D)	5	844
2007C (Ch. 120206-D)	5	844
2007G (Ch. 120235-D)	6	1047
2008A, C (Ch. 120259-D, -F)	6	1049
2009A, 2010A (Ch. 120257-D)	6	1051
2016A (Ch. 120257-P)	6	1051
2020A (Ch. 120259-P)	5	1049
2026A, 2028A, 2030A (Ch. 120292-V)	7•	1265
2032A (Ch. 120299-V)	7•	1265

FADA

DL21T	4	675
DL21T8	4	675
DL400K, KD, KLO, T, TB, TBLO, TLO	7•	1269
G925	1	67
HD821T	5	847
H212C, H218C	5	847
H274T, H276T	5	845
H321T, H421T	5	847
H442C, H542C	5	845
H621T	5	847
PC17, -EB, -LO	7•	1222
PC21, -EB, -K, -KD, -KLO, -LO	7•	1222
R7C15, R7C25	3	490
R1025	2	281
R1050	2	281
S4C20, S4C40, S4T15, S4T30	3	491
S6C55, S6C70, S6T65, S7C20, S7C30, S7C70, S7T65, S9C10, S20T20	3	492
S1015	2	282
S1020	2	282
S1030	2	282
S1055, S1055X	2	283
S1060, S1065	2	283
TV-30	1	283
UDL400K, KD, KLO, T, TB, TBLO, TLO	7•	1269
UDL2100T	5	847
UH17KD, UH17L1, UH17L2, UH17L2EB, UH17L2LO	6	1053
UH21KA, UH21K1, UH21K1LO, UH21L1, UH21L2, UH21L2EB, UH21L2LO	6	1053
UH21T	5	847
UPC17, -EB, -LO	7•	1222
UPC21, -EB, -K, -KD, -KLO, -LO	7•	1222
U1700CD, U1770CD	5	846
U2100C, T, U2150C	5	847
V21T, V21T6	4	675
V211CD	5	848
V213CD	5	848
V217C, V219C	4	675
V221TBM	6	1054
V271T, V273T	5	849
7C42, 7C52	4	676
7T32	4	677
17KD, 17L1, 17L2, 17L2EB, 17L2LO	6	1054
17T6, 17T9	4	678
20C22, 20T12	4	679
21C2	4	675
21KA, 21K1, 21K1LO, 21L1, 21L2, 21L2EB, 21L2LO, 21L3, 21L3BM	6	1054
21T, 21T3, 21T4	4	675
21T10	6	1054
24C4, 24C5	5	849
24T2	4	675
24T10	4	679
173T, 175C, 177CD	4	680
215C	4	675
721	4	677
775T	4	677
799	1	10

FADA (Continued)

880	1	66, 47
899	1	10
925	1	67
930, 940	1	10
965	1	67
2100C	5	847

FAIRMONT

30T14A-056	2	235
38T12A-058	2	399
317T3	1	15
318T4	1	20
318T4S	1	20
318T4-872	1	20
318T6A	1	20
318T6A-950	1	20
318T9A-900	1	20
518T6A	1	20
518T9A-918	1	20
518T10A-916	1	20
2318T6A-954	1	20
2318T9A-912	1	20

FARNSWORTH (Also See Capehart)

GV-220, GV-240	1	68
GV-260	1	69

FEDWAY

321MS39A, 2321MS39A	5	814

FIRESTONE (Air Chief)

13-G-3	1	70
13-G-4	1	71
13-G-5	1	72
13-G-33	1	73
13-G-46, 13-G-47	3	493
13-G-48	3	494
13-G-51, 13-G-52	3	590
13-G-56	3	495
13-G-57	3	496
13-G-107, 13-G-108, 13-G-109	4	681
13-G-110	4	682
13-G-110A	4	683
13-G-114, A	4	684
13-G-115, 13-G-116	4	683
13-G-117	4	684
13-G-119, 13-G-120	4	683
13-G-122	4	681
13-G-124, 13-G-125	4	681
13-G-128, 13-G-129, 13-G-130, 13-G-132	5	814
13-G-134 (Code 105-4-82203)	5	850
13-G-134 (Code 105-4-82210)	6	1055
13-G-145, 13-G-146	5	814
13-G-147, 13-G-148	6	1055
13-G-150	5	851
13-G-153	5	829
13-G-155	5	829
13-G-156	6	1055
13-G-161, 13-G-162, 13-G-163	6	1055
13-G-165 (Code 280-4-17T18)	6	1011
13-G-165 (Code 280-5-17T23)	7•	1213
13-G-166	6	1011
13-G-167	6	1056
13-G-168, 13-G-169	6	1057
13-G-170, 13-G-171	6	1058
13-G-172, 13-G-173	6	1057
13-G-174, 13-G-175	6	1058
13-G-176	6	1171
13-G-177	6	1059
13-G-178, 13-G-179	6	1171
13-G-180, 13-G-181	6	1059
13-G-183	6	1060
13-G-186	7•	1213
13-G-187, 13-G-188, 13-G-189, 13-G-190	7•	1205
13-G-191, 13-G-192	7•	1210
13-G-193, 13-G-194	7•	1210
13-G-195, 13-G-196, 13-G-197, 13-G-198, 13-G-199, 13-G-200	7•	1231

FIRESTONE (Air Chief) (Cont.)

13-G-201, 13-G-202, 12-G-203, 13-G-204, 13-G-205, 13-G-206	7•	1220
13-G-210	7•	1334
13-G-224	7•	1354

FLEETWOOD

600	5	852
610	5	853
700	5	854
710	5	855
800	6	1061
810	7•	1198

GAROD

10TZ1, 10TZ2, 10TZ3, 10TZ4, 10TZ5	1	74
10TZ20, 10TZ21, 10TZ22, 10TZ23	2	284
12TZ1, 12TZ2, 12TZ3, 12TZ4, 12TZ5	1	74
12TZ6A, 12TZ7A	1	74,75
12TZ20, 12TZ21, 12TZ22, 12TZ23	2	284
15TZ6, 15TZ7	1	74,75
15TZ24, 15TZ25, 15TZ26, 15TZ27	2	284
16CT4, 16CT5, 19C6, 19C7	2	286
900TV, 910TV	1	76
1000TV	1	76
1010TV	1	76
1042G, 1043G	2	285
1100TVP, 1110TVP	1	76
1200TVP, 1210TVP	1	76
1244G, 1245G	2	285
1546G, 1547G, 1548G, 1549G	2	285
1671, 1672, 1673, 1674, 1974, 1975	2	286
3912TVFMP	1	77,78
3915TVFMP	1	77,79

GENERAL (Mutual Buying Syndicate)

17CG1, 17TW	3	585

GENERAL ELECTRIC

9T001, 9T002	7•	1355
10C101, 10C102	2	287
10T1	2	287
10T4, 10T5, 10T6	2	287
12C101, 12C102	2	287
12C105	2	287
12C107, B, 12C108, B, 12C109, B	2	288
12K1	2	289, 290
12T1	2	287
12T3, B, 12T4, B	2	288
12T7	2	291
14C102, 14C103	2	292
14T2, 14T3	2	292
14T007, 14T008, 14T009, 14T010, 14T011, 14T012, 14T014	6	1062
16C103	2	292
16C110, 16C111	2	292
16C113	2	292
16C115, 16C116, 16C117	2	292
16T1, 16T2, 16T3, 16T4, 16T5	2	292
17C101, 17C102	2	292
17C103, 17C104, 17C105, 17C107, 17C108, 17C109	3	497
17C110, 17C111	4	685
17C112	3	497
17C113	4	686
17C114	3	497
17C115	4	686
17C117	4	686
17C120	4	686
17C127	5	856
17T1, 17T2, 17T3, 17T4, 17T5, 17T6	3	497
17T7	4	686
17T10	4	687
17T11, 17T12	4	687
17T14	6	1063

• Signifies coverage in this volume.

Name and Model or Chassis No.	Vol. No.	Chart No.

GENERAL ELECTRIC (Continued)

17T15	5	856
17T16	6	1063
17T17	5	856
17T20	6	1064
17T21, 17T22	6	1066
17T025, 17T026	7•	1305
20C105, 20C106	4	688
20C150, 20C151	3	498
20T2	4	688
21C40	6	1065
21C102	6	1063
21C103, 21C104, 21C105	6	1064
21C106, 21C107, 21C108, 21C109	6	1066
21C110, 21C111, 21C112, 21C113	6	1067
21C114, 21C115, 21C116, 21C117, 21C119, 21C120, 21C121	5	856
21C123, 21C124	6	1067
21C125, 21C126, 21C127	6	1067
21C130, 21C131	6	1065
21C133, -UHF, 21C134, -UHF, 21C135, -UHF, 21C136, -UHF	7•	1287
21C137, 21C138	7•	1310
21C140, 21C141, -UHF, 21C142, -UHF	7•	1287
21C151, 21C152, 21C156, 21C157	6	1066
21C160, 21C161, 21C162	7•	1310
21C172	7•	1310
21C200	4	688
21C201, 21C202, 21C204, 21C206, 21C208, U	4	689
21C210	4	689
21C214	4	689
21C225, 21C226, 21C227, 21C228, 21C229, 21C230, 21C231, 21C232, 21C233	5	857
21C238	6	1063
21C240, -UHF, 21C241, -UHF, 21C242, -UHF, 21C243, -UHF, 21C244, -UHF	6	1068
21C347, 21C348, 21C349, 21C350, 21C351	6	1069
21T1, U	4	689
21T2	4	687
21T3	4	689
21T4, 21T5	4	690
21T6	4	689
21T7, 21T8	5	858
21T10, 21T11, 21T12, 21T14, 21T15	5	856
21T17, 21T18	6	1063
21T19	5	856
21T20, 21T21	5	857
21T22, 21T23, 21T24, 21T25	6	1064
21T26, -UHF, 21T27, -UHF	6	1068
21T28	6	1063
21T30, 21T31	6	1069
21T32, 21T33	6	1065
21T34	6	1064
21T35	6	1066
21T36, 21T37	6	1066
21T038, 21T039, 21T041, 21T042, 21T043	6	1067
21T045, 21T048	6	1067
21T050	7•	1310
21T060, 21T061	7•	1310
24C182, 24C183	7•	1310
24C101	3	499
24C180, 24C181	6	1067
24C245	6	1068
24T070, 24T071	6	1067
600A, B, C, D	1	83
801	1	80
802	1	81
803	1	82
805, 806, 807, 809	1	83
810	1	84
811, 814	1	84
815	2	293
817	1	83
818	2	294, 290

GENERAL ELECTRIC (Continued)

820	1.	85, 86
821, 821B	1	83
830, 830R, 830T	1	84
835, 835R	1	84
840	1.	85, 87
901	1.	88, 89
910	1.	88, 89

GOTHAM

319	5	859
323	5	860

HALLICRAFTERS

T-54 Early	1	13
T-54 Late	1	14
T-60	1	90
T-61, T-64, T-67	1	91
T-68	1	90
T-69	1	91
14TS780B, M, T, 14TS781B, M, T	7•	1340
17K110B, M, 17K111B, M	6	1070
17T100B, M, 17T101B, M	6	1070
17T170B, M, 17T171B, M	6	1070
17T310B, M, W	5	861
17TS700M, MA, 17TS710T, TA, 17TS720T, TA, 17TS730TA	7•	1242
17TT700E, M, 17TT701E, M	7•	1295
17TT710, 17TT711	7•	1295
17TT760T, 17TT761T	7•	1295
21K140B, M, 21K141B, M	6	1070
21K150M, 21K151M	6	1070
21K200B, 21K201B	7•	1232
21K210M, 21K211M	7•	1232
21K220B, 21K221B	7•	1232
21K230M, 21K231M	7•	1232
21K330B, M	6	1070
21K330BA, MA	6	1072
21K331B, M	6	1073
21K340B, M	6	1071
21K340BA, MA	6	1072
21K341B, M	6	1073
21K370B, M, 21K371B, M	7•	1217
21KF520B, M, 21KF521B, M	7•	1229
21KT540B, M, 21KT541B, M	7•	1229
21KT850B, M, 21KT851B, M	7•	1295
21KT854B, M, 21KT855B, M	7•	1295
21T120B, M, 21T121B, M	6	1070
21T160B, M, 21T161B, M	6	1070
21T320B, M, W	6	1071
21T321B, M, W	6	1073
21T360B, M, 21T361B, M	7•	1217
21T420B, M, 21T421B, M	6	1072
21T440B, M, 21T441B, M	6	1074
21TT750M, 21TT751	7•	1295
24K240B, M, 24K241B, M	6	1075
24K380B, M, 24K381B, M	7•	1217
24K480B, M, 24K481B, M	7•	1217
24KT550B, M, 24KT551B, M	7•	1229
24T430B, M, 24T431B, M	6	1072
24T450B, M, 24T451B, M	6	1074
24TS610B, M, 24TS611B, M	7•	1236
24TT510B, M, 24TT511B, M	7•	1229
27K250B, M, 27K251B, M	6	1075
505 Early	1	13
505 Late	1	14
506 Early	1	13
506 Late	1	14
509, 510	1	91
511	2	295
512C, 513	1	92
514	1	14
515	1	92
518, 519, 520	1	93
520E	1	92
521	1	93
521E	1	92
524	1	92
600, 601, 602, 603, 604	1	93
605, 606	2	296
680, 681	2	297
690	2	297
715, A	2	297
730, 731	2	297
740, 741	2	297
745	2	298
750, 751	2	298
760, 761	2	298
805, 806, 810	3	500

HALLICRAFTERS (Continued)

810A, 811, 815, 818, 820, 821, 822, 860, 861, 870, 871, 880	3	501
1000	4	691
1001	4	692
1002, 1003, 1004	4	692
1005, 1006	4	693
1007	4	692
1008	4	691
1010P, 1012P, 1013C	4	694
1015, 1016, 1017, 1018, 1019 (Ch. A1100D)	4	693
1019 (Ch. Z1000D)	4	691
1021P, 1022C	4	694
1025	4	695
1026P, 1027C	4	694
1050, A	5	862
1072, A, 1074, A, AT, 1075, A, AT, 1077, 1078, A, AT, 1081, A, B, C, D, E, 1085A, B, C, D, E, 1088A, B, C, D, 1092	5	862
1111P, 1113P	4	694
14808	4	696
17804C	3	502
17810M	3	503
17811-H	3	504
17812, 17813, 17814, 17815-H	3	502
17816, 17817	3	504
17819, 17824	3	502
17824-A	4	697
17825	3	502
17829	4	692
17838, 17848, 17849, 17850	3	502
17860-H, 17861-H	3	504
17905	3	503
17906	4	697
17930, 17931, 17932, 17933, 17934	4	697
20823, B	4	696
20823C	4	696
20882	3	502
20990, 20990S, 20994	3	505
21923, 21928, 21940, 21980	4	696

HOFFMAN

B1011, -U, -U2	7•	1253
B1024, -U, -U2	7•	1253
B1031, -U, -U2	7•	1253
B1041, -U	7•	1253
B1061, -U	7•	1057
B3001, -U, -U2	7•	1253
B3011, -U	7•	1288
B3021, -U	7•	1253
B3031, -U	7•	1288
B3054, -U	7•	1253
CT-800, CT-801	1.	10, 94
CT-900, CT-901	1.	10, 94
K1011, -U, -U2	7•	1253
K1024, -U, -U2	7•	1253
K1061, -U	7•	1257
M1011, -U, -U2	7•	1253
M1024, -U, -U2	7•	1253
M1031, -U, -U2	7•	1253
M1041, -U	7•	1253
M1061, -U	7•	1257
M3001, -U, -U2	7•	1253
M3011, -U	7•	1288
M3021, -U	7•	1253
M3031, -U	7•	1288
M3054, -U	7•	1253
P1031, -U, -U2	7•	1253
P1041, -U	7•	1253
P3001, -U, -U2	7•	1253
P3011, -U	7•	1288
P3021, -U	7•	1253
P3031, -U	7•	1288
P3054, -U	7•	1253
P7001, -U	7•	1288
W1031, -U, -U2	7•	1253
W1041, -U	7•	1253
W3001, -U, -U2	7•	1253
W3011, -U	7•	1288
W3021, -U	7•	1253

• Signifies coverage in this volume.

Name and Model or Chassis No.	Vol. No.	Chart No.
HOFFMAN (Continued)		
W3054, -U	7•	1253
7B104	4	698
7B110B, 7B113	4	699
7B113B,	4	700
7B128	4	700
7B141, U	5	863
7B157	5	864
7B170, U	6	1076
7B182P, 7B182P2	6	1076
7B303	4	698
7M103	4	698
7M109, B, 7M112	4	699
7M112B	4	700
7M127	4	700
7M140, U	5	836
7M156, U	5	864
7M169, U	6	1076
7M181P, 7M181P2	6	1076
7M302, 7P105	4	698
7P111B	4	699
7P114B	4	700
7P304	4	698
7W181P	6	1076
20B102	4	701
20B102F	4	698
20B501	4	701
20M101	4	701
20M101F	4	698
20M500, 20P502	4	701
21B107	4	698
21B116	4	702
21B122, 21B134	4	700
21B137, U	4	702
21B144, U	5	863
21B147, U	5	865
21B154, U	5	864
21B161, A, AU, U	5	866
21B164, X, XU, U, 21B167, A, AU, U	5	864
21B173, U	6	1076
21B176, C2, S, SU, U	6	1076
21B179, L, LU, N, NU, U (Ch. 407-21, L, N)	6	1077
21B179S, U, U2 (Ch. 411-21)	6	1078
21B184, P, P2, U	6	1076
21B185P, 21B188, U, U2	6	1076
21B191, C2, U, U2	6	1076
21B194, U, U2	6	1078
21B301	4	698
21B306B	4	700
21B309, U	4	702
21B315	4	700
21B318, U	5	863
21B321, U	5	865
21B331, U, 21B334, U	5	866
21B337, P, PU, U	5	864
21B339, U	5	866
21B346, U	6	1077
21B352, L, LU, N, NU, U (Ch. 408-21, L, N)	6	1079
21B352S, U, U2 (Ch. 412-21)	6	1078
21B358, P, PU, U	6	1076
21B360, 21B361U, U2	6	1076
21B364, U, U2	6	1078
21B367, U, U2	6	1078
21B504	4	698
21B507	4	700
21B510, T, TU, U	4	698
21B701 (Ch. 191, B)	4	698
21B701, T, TU, U (Ch. 196M, T)	4	701
21B716	4	700
21B719, U	5	863
21B723, U	5	865
21B729S, U, U2	6	1078
21B729U	6	1079
21B901	4	698
21B904	5	869
21B907	5	867, 868
21K186, U, U2	6	1076
21M106	4	698
21M115	4	701
21M121, 21M133	4	700
21M136, U	4	701
21M143	5	863
21M146	5	865
21M153	5	864
21M160, A, AU, U	5	866
21M163, U, X, XU, 21M166, A, AU, U	5	864

Name and Model or Chassis No.	Vol. No.	Chart No.
HOFFMAN (Continued)		
21M172, U	6	1076
21M175, C2, S, SU, U	6	1076
21M178, L, LU, N, NU, U	6	1077
21M183, P, P2, U, 21M184P, 21M187, U, U2	6	1076
21M190, C2, U, U2	6	1076
21M193, U, U2	6	1078
21M300	4	698
21M305	4	699
21M305B	4	700
21M308, U	4	702
21M314	4	700
21M317, U	5	863
21M320, U	5	865
21M330, U, 21M333, U	5	866
21M336, P, PU, U	5	864
21M339, U	5	866
21M345, U	6	1077
21M351, L, LU, N, NU, U (Ch. 408-21, L, N)	6	1079
21M351S, U, U2 (Ch. 412-21)	6	1078
21M357, P, P2, U, 21M360, U, U2	6	1076
21M363, U, U2	6	1078
21M366, U, U2	6	1078
21M503	4	698
21M506	4	700
21M509, TU, U	4	702
21M700 (Ch. 191, B)	4	698
21M700, T, TU (Ch. 196M, T)	4	701
21M715	4	700
21M718, U	5	863
21M721, U, 21M722, U	5	865
21M728L, LU, N, NU (Ch. 408-21L, N)	6	1079
21M728S, U, U2 (Ch. 412-21)	6	1078
21M728U (Ch. 408-21)	6	1079
21M900	4	698
21M903	5	869
21M906	5	867, 868
21M1100A	6	1080
21P108	4	698
21P117	4	701
21P123	4	700
21P145, U	5	863
21P148	5	865
21P168	5	864
21P177, C2, S, SU, U	6	1076
21P180, L, LU, N, NU, U (Ch. 407-21, L, N)	6	1077
21P180S (Ch. 411-21)	6	1078
21P185	6	1076
21P192, C2, U, U2	6	1076
21P195, U, U2	6	1078
21P307B	4	700
21P310	4	702
21P322	5	865
21P337, U	5	866
21P338P	5	864
21P353, L, LU, N, NU, U (Ch. 408-21, L, N)	6	1079
21P353S, U, U2 (Ch. 412-21)	6	1078
21P359, P, U	6	1076
21P362, U, U2	6	1076
21P365, U, U2, 21P368, U, U2	6	1078
21P505	4	698
21P508	4	700
21P511	4	701
21P702 (Ch. 191, B)	4	698
21P702 (Ch. 196M, T)	4	702
21P717	4	700
21P720, U	5	863
21P724, U	5	865
21P730, U (Ch. 408-21)	6	1079
21P730S, U, U2 (Ch. 412-21)	6	1078
21P731, L, LU, N, NU, U (Ch. 408-21, L, N)	6	1079
21P731S, U, U2 (Ch. 412-21)	6	1078
21P902	4	698
21P905	5	869
21P908	5	867, 868
21SF179	6	1078
21U205S, U	6	1076

Name and Model or Chassis No.	Vol. No.	Chart No.
HOFFMAN (Continued)		
21U208, N, NU, U (Ch. 408-21B, N)	6	1079
21U208-5, U, U2 (Ch. 421-21)	6	1078
21W190, C2, U, U2	6	1076
21W360, U, U2	6	1076
21-189, U, U2	6	1076
24B151, U	5	870
24B197, U, U2	6	1081
24B371, U, U2	6	1081
24B707	3	506
24B726, U	5	870
24B732, U (Ch. 410-24)	6	1079
24B732S, U, U2 (Ch. 414-24)	6	1081
24M150, U	5	870
24M196, U, U2	6	1081
24M354, U	6	1079
24M370	6	1081
24M708	3	506
24M725, U	5	870
24P152, U	5	870
24P356, U	6	1079
24P372, U, U2	6	1081
24P727, U	5	870
24P733, U (Ch. 410-24)	6	1079
24P733S, U, U2 (Ch. 414-24)	6	1081
24U211, U (Ch. 410-24B)	6	1079
24U211-5, U, U2 (Ch. 414-24)	6	1081
24W196, U, U2	6	1081
24W370, U, U2	6	1081
27M709	5	871
600	1	95
601	1	95
610	1	95
612	1	95
613	1	95
630 (Ch. 159)	2	299
630 (Ch. 170)	2	300
631 (Ch. 159)	2	299
631 (Ch. 170)	2	300
632 (Ch. 160)	2	299
632 (Ch. 171)	2	300
633 (Ch. 160)	2	299
633 (Ch. 171)	2	300
634, 635 (Ch. 171)	2	300
634A, 635A (Ch. 173)	2	300
636, 637 (Ch. 183)	3	507
636B, 637B (Ch. 183B)	4	701
638, 639	3	508
830, 831	2	301
832	2	301
836, 837	2	302
840	2	302
846	2	301
866, A, 867, A, 868, A	2	300
870, 871, 872	2	300
876, 877, 878 (Ch. 171)	2	300
876A, 877A, 878A (Ch. 173)	2	300
880 thru 887 (Ch. 183)	3	507
886B, 887B (Ch. 183B)	4	701
890, 891, 892	2	300
893 thru 897 (Ch. 185)	3	507
896B, 897B (Ch. 183T)	4	701
914, 915	1	95
917, 918	2	301
920	2	301
950, A, 951, A, 952, A	3	509
953, 954, 955	3	507
960, 961, 962	3	509
963, 964, 965	3	507
HOTPOINT		
9S101, 9S102	7•	1355
14S201, -UHF, 14S202, -UHF, 14S203, -UHF	7•	1344
17S301, 17S302	7•	1305
21S401	7•	1310
21S451, 21S452	7•	1310
21S501, 21S502	7•	1310
21S551, 21S552	7•	1310
24S801, 24S802	7•	1310
HUDSON (Dept. Stores)		
30T14A-056	2	235
38T12A-058	2	399
317T3	1	15
318T4, S	1	20
318T4-872	1	20
318T6A	1	20
318T6A-950	1	20

• Signifies coverage in this volume.

Name and Model or Chassis No.	Vol. No.	Chart No.

HUDSON (Dept. Stores) (Cont.)

318T9A-900	1	20
321MS31C-A	4	683
321MS39A	5	814
518T6A	1	20
518T9A-918	1	20
518T10A-916	1	20
2318T6A-954	1	20
2318T9A-912	1	20
2321MS39A	5	814

HYDE PARK

AR14L, AR17L	3	606
MST12, MST14	3	604
14TR, 16TR	3	604
17CD (1st Prod.)	3	604
17CD (2nd Prod.)	3	606
17CRR (1st Prod.)	3	604
17CRR (2nd Prod.)	3	606
17ROG (1st Prod.)	3	604
17ROG (2nd Prod.)	3	606
20CD (1st Prod.)	3	604
20CD (2nd Prod.)	3	606
20TR, 112X	3	604
24T70M	7•	1284
203D (1st Prod.)	3	604
203D (2nd Prod.)	3	606
312, 819	3	604
1000, 1001	3	606
3163CR, 8163CR, 8193CM	3	604

INDUSTRIAL TELEVISION (Century)

721, 821, 921, 1021	2	303

JACKSON

Model

10C, 10T, 12C, 12T, 14C, 14T, 16C, 16T	3	510
17XC, 17XT, 20XC, 20XT	3	510
214A, 217A, B, C, 220A, B, 221A, B	4	703
312, 316, 412, 416	3	510, 442, 443
1400T, 1700, T, 2000C	3	510
5000TV, 5050CTV	1	98
5200TV, 5250	1	98
5600TV, 5650CTV	1	98

Chassis

114H, 116H, 117H, 120H	3	511
317-B, -D, 321-B, -D	5	810

JEWEL

17C9, 17T9, 17TW7, 21C9, 21T9	4	704

KAYE-HALBERT

012 (Ch. 243)	4	705
014, 024 (Ch. 253)	3	512
033 thru 037 (Ch. 242)	3	513
044, 045, 046 (Ch. 253)	3	512
074, 076, 077 (Ch. 253)	3	512
104, 114 (Ch. 243)	4	705
114DX (Ch. 253DX)	4	706
122, 124, 138, 144, 145, 146 (Ch. 243)	4	705
146 (Ch. 253, 253DX)	3	512
154, 164, 174 (Ch. 243)	4	705
231 thru 241 (Ch. 231 or 242)	3	513
314, 322, 324, 338, 344, 354, 356, 385 (Ch. 253DX)	3	512
394, 395, 396 (Ch. 263)	5	872
424, 425, 426 (Ch. 253, 253DX)	3	512
426 (Ch. 243)	4	705
428 (Ch. 253DX)	3	512
714, 724 (Ch. 253)	3	512
731, 733, 734, 735, 736, 737 (Ch. 242 or 231)	3	513
744, 745, 746, 777 (Ch. 253)	3	512

KAYE-HALBERT (Continued)

821-C, 821-T	2	304
914 (Ch. 253)	3	512
921-C, 921-T	2	304
924 (Ch. 253)	3	512
1621-C, 1621-T	2	304

KNIGHT (Allied Radio Corp.)

9V-101	1	72

LAFAYETTE

1P184, 1P185, 1P186	3	585
17BM1	3	585
20CP	3	585
27BM1	3	585

MAGNAVOX

18 Series	7•	1320
21 Series	7•	1318
104 Series	3	516
105 Series	4	707
107 Series	5	875
108, A Series	5	874
108B Series	5	873
117 Series	7•	1326
250 Series	6	1082
300 Series	6	1083
300 Series	6	1084
350 Series	6	1085
350 Series	7•	1350
600 Series	6	1086
600 Series	6	1087
600 Series	7•	1299
650 Series	7•	1214

Chassis

CMU401AA, CMU402AA, CMU403AA, CMU404AA, CMU405AA, CMU406AA, CMU407AA, CMU410AA, CMU413AA, CMU418AA, CMU419AA, CMU420AA (108, A Series)	5	874
CMU401BB, CMU402BB, CMU403BB, CMU404BB, CMU405BB, CMU406BB, CMU407BB, CMU410BB, CMU413BB, CMU418BB, CMU419BB, CMU420BB (108B Series)	5	873
CMU427CE	6	1083
CMU435AA, BB, CMU436AA, BB	6	1082
CMU437BB, CMU438BB	6	1082
CMU440AA, CMU441AA	6	1086
CMU455AA, BB, CMU456AA, BB	6	1085
CMU458BA, CB	7•	1350
CMU458BB, CB	6	1085
CMU436BB	7•	1299
CMU465AA, CMU465BB, CMU466AA, CMU466BB	7•	1214
CMU469AA, CMU469BB	7•	1214
CMU473AA, CMU473BB, CMU474AA, CMU474BB	7•	1214
CMU475AA	6	1087
CMU475BB, CC	7•	1299
CMU476AA	6	1087
CMU476BB, CC	7•	1299
CMU478BB	7•	1214
CMU479AA	6	1087
CMU479BB, CC	7•	1299
CMU480AA	6	1087
CMU480BB, CC	7•	1299
CMU481AA	6	1087
CMU481BB, CC	7•	1299
CMU478BB	7•	1214
CMU479BB, CMU480BB, CMU481BB	7•	1299

MAGNAVOX (Continued)

CMU482BB, CMU483BB, CMU485BB	7•	1214
CMU487AA, BB, CC, CMU488AA, BB, CC, CMU489AA	7•	1326
CMU490AA, BB, CC, CMU491AA, BB, CC, CMU492AA	7•	1326
CMU496BB, CMU497BB	7•	1326
CMU499BB, CC	7•	1326
CMU501BB, CC	7•	1326
CMUB400CE	6	1084
CMUB405CE, CMUB406CE, CMUB407CE	6	1084
CMUB418CE, CMUB419CE	6	1084
CMUB422BC, CE	6	1084
CMUB425CE, CMUB426CE	6	1084
CMUB430CE, CMUB431CE	6	1084
CMUB470AA, BB	7•	1214
CMUD426CE	6	1083
CMUD445AA	6	1085
CMUD447CB	6	1085
CMUD447CB	7•	1350
CMUD471AA, BB	7•	1214
CMUD477AA	6	1121
CMUD486BB	7•	1214
CMUD495AA, BB, CC	7•	1326
CMUE429CE	6	1083
CMUE472AA, BB	7•	1214
CMUE483BB	7•	1214
CMUE493AA, BB, CC, CMUE494AA, BB	7•	1326
CT-214, CT-218	1	99
CT-219, CT-220	1	100
CT-221	1	99
CT-222	1	100
CT-224	2	305
CT-232	2	306
CT-235	2	305
CT-236	2	306
CT-237, CT-238	1	100
CT-239, CT-240	2	306
CT-244, CT-245, CT-246	2	306
CT-262, CT-263, CT-264, CT-265	3	514
CT-270 thru CT-282	3	515
CT-283, CT-286, CT-289, CT-291, CT-293, CT-297	3	514
CT-301 thru CT-314	3	516
CT-331 thru CT-357 (105 Series)	4	707
CT-358AA, AB, BA, BB, CB, DC, CT-359AA, AB, BA, BB, CB (107 Series)	5	875
CT-362, CT-363, CT-372, CT-373, CT-374 (105L, M, N Series)	4	708
CT-385AA, AB, BA, BB, CB, DC, CT-386AA, AB, BB, CB (107 Series)	5	875
CT-401AA, CT-402AA, CT-403AA, CT-404AA, CT-405AA, CT-406AA, CT-407AA, CT-408AA, CT-410AA, CT-413AA, CT-418AA, CT-419AA, CT-420AA (108, A Series)	5	874
CTA401BB, CTA402BB, CTA403BB, CTA404BB, CTA405BB, CTA406BB, CTA407BB, CTA410BB, CTA413BB, CTA418BB, CTA419BB, CTA420BB (108B Series)	5	873
CTA427CE	6	1083
CTA429CE	6	1083
CTA435AA, BB, CTA436AA, BB	6	1082
CTA437BB, CTA438BB	6	1082
CTA440AA, CTA441AA, CTA442AA	6	1086
CTA455AA, BB, CTA456AA, BB	6	1085
CTA458BA, CB	7•	1350
CTA458BB, CB	6	1085
CTA463BB	7•	1299

• Signifies coverage in this volume.

Name and Model or Chassis No.	Vol. No.	Chart No.

MAGNAVOX (Continued)

CTA465AA, BB, CTA466AA, BB	7•	1214
CTA469AA, BB	7•	1214
CTA473BB, CTA474BB	7•	1214
CTA475BB, CC	7•	1299
CTA476AA	6	1087
CTA476BB, CC	7•	1299
CTA478BB	7•	1214
CTA479AA	6	1087
CTA479BB, CC	7•	1299
CTA480AA	6	1087
CTA480BB, CC	7•	1299
CTA481AA	6	1087
CTA481BB, CC	7•	1299
CTA482BB, CTA483BB, CTA485BB	7•	1214
CTA487AA, BB, CC, CTA488AA	7•	1326
CTA489AA, CTA490AA, BB, CC	7•	1326
CTA491AA, BB, CC, CTA492AA	7•	1326
CTA496BB, CTA497BB	7•	1326
CTA499BB, CC	7•	1326
CTA501BB, CC	7•	1326
CTB400CE	6	1084
CTB405CE, CTB406CE, CTB407CE	6	1084
CTB418CE, CTB419CE	6	1084
CTB422BC, CE	6	1084
CTB425CE, CTB426CE	6	1084
CTB430CE, CTB431CE	6	1084
CTB470AA, BB	7•	1214
CTB426CE	6	1083
CTD445AA	6	1085
CTD447CB	6	1085
CTD447CB	7•	1350
CTD471AA, BB	7•	1214
CTD486BB	7•	1214
CTD495AA, BB, CC	7•	1326
CTE472AA, BB	7•	1214
CTE484BB	7•	1214
CTE493AA, BB, CC, CTE494AA, BB	7•	1326
CU401AA, CU402AA, CU403AA, CU404AA, CU405AA, CU406AA, CU407AA, CU410AA, CU413AA, CU418AA, CU419AA, CU420AA (108, A Series)	5	874
CUA401BB, CUA402BB, CUA403BB, CUA404BB, CUA405BB, CUA406BB, CUA407BB, CUA410BB, CUA413BB, CUA418BB, CUA419BB, CUA420BB (108B Series)	5	873
U18-01AA, BB, U18-02AA, BB, U18-03AA, BB, U18-04AA, BB	7•	1320
U21-01AA, U21-02AA, U21-03AA, U21-04AA, U21-05AA	7•	1318
V18-01AA, BB, V18-02AA, BB, V18-03AA, BB, V18-04AA, BB	7•	1320
V21-01AA, V21-02AA, V21-03AA, V21-04AA, V21-05AA	7•	1318

MAJESTIC

G-414, G-614, G-624, G-914	2	286
12C4, 12C5	2	285
12T2, 12T3, 12T6	2	285
14CT4	2	286
14T2	2	285
16C4, 16C5	2	285
16CT4, 16CT5	2	286
16T2, 16T3	2	285
17C42, 17C43	5	876
17C62, 17C64, 17C65	3	518
17DA, GA, HA	2	308
17T6A1, 17T6B1	3	518
17T40, 17T41	5	876
17T62	3	518

MAJESTIC (Continued)

19C6, 19C7	2	286
20C82, 20C83, 20C84	3	518
20F82, 20F83, 20F85, 20F86, 20F87	3	518
20F811	3	518
20FP8B, 20FP89	4	709, 710
20T8A1	3	518
20T82, 20T83, 20T84	3	518
21C30, 21C31	3	518
21C36, 21C37, 21C38, 21C39	6	1088
21D40, 21D41, 21D50, 21D51	3	518
21D56, 21D57, 21D58, 21D59	6	1088
21F86, 21F87	3	518
21P62, 21P63	5	877
21T20, 21T21	3	518
21T22, 21T23	6	1088
22, 23, 24, 25, 26, 27, 28, 29, 30, 31, 32, 33, 34, 35	3	518
40	6	1089
50, 52	6	1089
70, 72, 73	3	518
120, 121, B, 141, 141B, C, 142, B	2	308
160, B, 162	2	308
163, 170	2	308
700, 701, 712, 715, 717, 718, 719	3	518
800, 801, 802, 803, 804	3	518
902, 903, 910, 911	2	308
1042, G, GU, T	2	285
1043, G, GU, T	2	285
1142, 1143	2	285
1244, G, GU, T, TX	2	285
1245, G, GU, T, TX	2	285
1348	2	285
1400, B, 1401	2	308
1546, G, GU, T	2	285
1547, G, GU, T	2	285
1548, G, GU, T	2	285
1549, G, GU, T	2	285
1600, B, 1605, B, 1610, B	2	308
1646, 1647, 1648, 1649	2	285
1671, 1672, 1673, 1674, 1675	2	286
1710	2	308
1900	2	286
1974, 1975	2	286
2042T, 2043T	2	285
2546T, 2547T, 2549T	2	285
Series 101	2	308
Series 106, 106-5, 108	3	518
Series 109	4	709
Series 110, 111	5	877
Series 112, -2, 113	5	876
Series 116	6	1088
Series 125, 126	6	1089

MATTISON

630DXM, 630MDXL (Series 26000, 27000)	5	878
630-6A, 630-6AB	5	879

MECK

JM717C, CU, T, TU (Ch. 9021)	3	519
JM717C, T (Ch. 9032)	4	712
JM717C, T (Ch. 9040)	5	880
JM720C, CU, T, TU (Ch. 9021)	3	519
JM720C, T, JM721C, CD (Ch. 9032)	4	712
JM721C, D (Ch. 9040)	5	880
MM510T, MM512T, MM516C, T	2	309
MM614C, T, MM616C, T (Ch. 9018)	3	520
MM617C, T (Ch. 9032)	4	712
MM617T (Ch. 9040)	5	880
MM619C (Ch. 9018)	3	520
MM620C, T (Ch. 9032)	4	712
MM621C, RPT, RPTB (Ch. 9040)	5	880
M616C, T, M620C, T (Ch. 9023)	3	519

MECK (Continued)

XA-701, XE-705	1	101
XF-777	2	311
XL-750	1	102
XN-752	2	311
XOB	2	309
XP-775	2	311
XQA	2	309
XQ-776, XQA-776	2	311
XQR	2	309
XRA, XRPT	2	309
XR-778	2	311
XS-786	2	311
XSA	2	309
XSB, XSC, XSD (Ch. 9018)	3	520
XSPT	2	309, 310
XTA, XTR	2	309
XT-785	2	311
XX-900	2	309
514C, T (Ch. 9018)	3	520
614C, 614TL (Ch. 9022)	3	519
616C, T (Ch. 9018)	3	520
617C, 617TL (Ch. 9022)	3	519
619C, T (Ch. 9018)	3	520

MEISSNER

TV-1	1	103
24TV	1	103

MERCURY (See Pacific Mercury)

METEOR

PC-4103	6	1090
PC-4104	6	1091
PC-4109	6	1090
PC-4121	6	1091
PC-4121B	7•	1261
PC-6102P	7•	1296
PC-6144, A, PC-6145	7•	1296
PC-6146, A, PC-6147	7•	1296
4103A	6	1090
4103H	7•	1321
4104	6	1090
4104B	7•	1254
4109A	6	1090
4121	6	1091
4121B	7•	1254
6144, A, 6145, 6146, A, 6147	7•	1296

Chassis

456.34700, 456.34800	6	1090
456.50001, 456.50003	7•	1296
456.50013	7•	1296
456.50020, 456.50021, 456.50023	7•	1296
528.34700, 528.34701, 528.34800, 528.34801	6	1090
528.37000, 528.37100	6	1091
528.44900	7•	1254
528.45000, 528.45001, 528.45002, 528.45003	7•	1254
549.20035	7•	1321

MIRRORTONE

Model

A-17C, T, A-21C, CB, T, TB, X, Z (Ch. 9040)	5	880
A-24C (Ch. 9049, 9050)	5	881
14MTS	3	521
16MC, MT, 17MC, MT, MZ-C, MZ-T	3	521
17PC	4	716
17PCSB, PCW	4	715
17PT	4	716
17PTE	4	715
20MC, MT, MZ-C, MZ-T	3	521
20PC	4	716
20PCSB, PCW	4	715
20PT	4	716
20PTE, PTS, PTSB, PTW, PRSB	4	715
21PCS, QDCS, 24QDCS	4	715

Chassis

9025	4	716
9033, 9034A	4	715

• Signifies coverage in this volume.

Name and Model or Chassis No.	Vol. No.	Chart No.

MIRRORTONE (Continued)

9040	5	880
9047	5	882
9048	5	883
9049	5	881
9050	5	883
9051	5	881
9053, 9054	5	883
9055	5	882

MITCHELL

T16-B, T16-M, T16-2KB, T16-2KM, T17-B, T17-M	3	522
T172-B, T172-M	4	717
T212-B, T212-M	4	718

MONTGOMERY WARD (See Airline)

MOTOROLA

A21C5B, MC	7•	1346
A21F6W, Y	7•	1346
A21K54B, M	7•	1346
A21K56B, M, A21K57B, M, MCH, A21K58B, M	7•	1346
A21K59M, MCH	7•	1346
A21K60, M, A21K61MCH, W, A21K62M, CW	7•	1346
A21T33BG, CH, MG, A21T35B, M	7•	1346
A21T36B, M	7•	1346
A24K14B, M, A24K15M, MCH	7•	1346
A24T6B, M	7•	1346
VF102, A, C	1	104, 105
VF103, M	1	106
VK101, B, M	1	104, 105
VK106B, M (Ch. TS-9, A, B, C, D)	1	107
VK106, VK107 (Ch. TS-9E, E1)	1	110
VT71B, M-A (Ch. 4B thru 4J)	1	108
VT71 (Late)	1	109
VT73, A	1	109
VT101	1	104, 105
VT105, M	1	107
VT107, B, M	1	107
VT121, R	1	110
Y17K17, A, AB, B, Y17T15A, AE, Y17T16, B, W	5	884
Y17T20B, E, M, Y17T21	6	1092
Y17T22B, E, Y17T23	6	1092
Y19CK1, B, Y19CK2, B, Y19CT1, B	6	1093
Y21C2, A, AB, B	5	884
Y21C3, B	6	1094
Y21C3A, BA	6	1095
Y21C4, B	7•	1209
Y21F5, B	5	884
Y21K12A, AB, AW, C, CB, CW, D, DB, DW, G, Y21K13, A, AB, B, Y21K14, A, AB, B, Y21K15, A, Y21K16, AB, AW, W, Y21K17, A, Y21K18, B	5	884
Y21K19, B	6	1092
Y21K20, B, Y21K21A, ABD, AD, BA	6	1095
Y21K21B, Y21K22	6	1094
Y21K22A	6	1095
Y21K23, B	6	1094
Y21K23A, BA	6	1095
Y21K24	6	1094
Y21K24A	6	1095
Y21K26, B	6	1092
Y21K27, B	6	1095
Y21K28, B	6	1095
Y21K29, B, W, Y21K30, B, W	6	1096
Y21K31, B, Y21K32, A, B, BA	6	1095
Y21K33E	6	1096
Y21K34, B	6	1095
Y21K37B, BA, BR, BRA	6	1097
Y21K38, B	7•	1202
Y21K39, B, Y21K40, B	6	1097

MOTOROLA (Continued)

Y21K41, B, Y21K42, B, Y21K43, B, Y21K44, B, W, Y21K45	7•	1209
Y21K46, B	7•	1202
Y21K47B, M	6	1097
Y21K48B, M	6	1097
Y21K50B, M	7•	1202
Y21K51B, M	7•	1209
Y21K53B, BA, M, MA	7•	1313
Y21K54B, M	7•	1308
Y21K55B, BA, M, MA	7•	1313
Y21K56B, M, Y21K57B, M, MCH	7•	1308
Y21K58B, M, Y21K59M, MCH	7•	1308
Y21T8A, AE, Y21T10, Y21T11, B, W, Y21T13, B, Y21T14E	5	884
Y21T15, Y21T16, B, E, Y21T17, B	6	1092
Y21T18, B, Y21T19A, BA	6	1095
Y21T19, B	6	1094
Y21T21, B, E, Y21T22, B	6	1096
Y21T23, B, Y21T24, B	6	1095
Y21T25CH, PK, TN	7•	1202
Y21T26B, BA, BRA, CH, CH-H, CHA	6	1097
Y21T27B, MA, PK	6	1097
Y21T28, B	6	1097
Y21T29B, M, M-H	6	1097
Y21T30B, B-H, M, M-H	7•	1202
Y21T31B, M	6	1097
Y21T32B, BA, CH, CHA, MGA	7•	1313
Y21T33BG, CH, MG	7•	1308
Y21T34B, BA, M, MA	7•	1313
Y21T35B, M, Y21T36B, M	7•	1308
Y24K1, B, Y24K2, B, Y24K3, W	5	885
Y24K4, B, Y24K5, B, Y24K7	6	1094
Y24K9, B	6	1097
Y24K10, B, Y24K11, B	7•	1209
Y24K13B, M	7•	1313
Y24K14B, M	7•	1308
Y24T2, B	6	1098
Y24T3BR, BR-H, M, M-H	6	1097
Y24T4, B	7•	1209
Y24T5BG, MG	7•	1313
Y24T6B, M	7•	1308
Y27K2, B, Y27K3	5	885
YA21C5B, MC	7•	1346
YA21F6W, Y	7•	1346
YA21T33BG, CH, MG	7•	1346
YA21T35B, M, YA21T36B, M	7•	1346
YA21K54B, M	7•	1346
YA21K56B, M, YA21K57B, M, MCH	7•	1346
YA21K58B, M, YA21K59M, MCH	7•	1346
YA21K60B, M, YA21K61MCH, W, YA21K62M, CW	7•	1346
YA21K14B, M, YA21K15M, MCH	7•	1346
YA24T6B, M	7•	1346
7VT1, 7VT2, 7VT5	1	111
9T1	1	111
9VT1, 9VT2, 9VT5	1	111
10T2	1	112
10VK9	1	110
10VK12, 10VK22	1	112
10VT3	1	110
10VT10, 10VT24	1	112
12K1, B, 12K2, B (Ch. TS23B)	1	112
12K1, B, 12K2, B, 12K3 (Ch. TS-53)	2	312
12T1, B, 12T2 (Ch. TS23B)	1	112
12T1, B, 12T2, B, 12T3 (Ch. TS-53)	2	312
12VF4B, R, R-C	1	112, 113
12VF26B, B-C, R, R-C	1	112
12VK11	1	112
12VK15	1	114
12VK18B, R	1	110
12VT13, B, R	1	112
12VT16, B, R	1	110
14K1, B (Ch. TS-88)	2	313
14K1BH, H (Ch. TS-115)	2	314
14P1B	3	523

MOTOROLA (Continued)

14P2, U	4	719
14T1, B	2	313
14T3	2	314
14T4, B	3	523
16F1 (Ch. TS-60)	2	316, 317
16F1BH, H (Ch. TS-89)	2	314, 315
16K2 (Ch. TS-74)	2	316
16K2BH, H (Ch. TS-94)	2	314
16K2L, LB (Ch. TS-52)	2	318
16T1 (Ch. TS-60)	2	316
16T1BH, H (Ch. TS-89)	2	314
16VF8B, R	1	114, 115
16VK1	2	318
16VK7	1	114
17F1, A, B, BA	2	314, 315
17F2W, WA	2	314, 315
17F3, B, BA	2	314, 315
17F4, A, 17F5, A, B, BA, 17F6, B, BC, C, 17F7B, BC, 17F8, C, 17F9, B, BC, C	2	314, 315
17F11	4	720, 721
17F12, A, B, BA	4	723, 721
17F12D	4	729
17F13, B	4	721, 724
17F13BC, C	4	728, 721
17K1A, BA, BE, E, 17K2BE, E	2	314
17K3, A, B, BA, 17K4A, E, 17K5, C	2	314
17K5E	3	524
17K6, C	2	314
17K7, B, BC, C	2	314
17K8A, BA	4	720
17K9, B, BC (Ch. TS-220)	3	524
17K9A, BA, 17K10, M (Ch. TS-228)	4	720
17K10A (Ch. TS-174)	2	314
17K10E (Ch. TS-314A, B)	4	725
17K11A, BA	4	720
17K12, A, B, BA, W, WA	4	723
17K13A	4	723
17K13D	4	729
17K14, A, B (Ch. TS-395)	4	724
17K14BC, C (Ch. TS-408)	4	728
17K14W (Ch. TS-395)	4	724
17K14WC (Ch. TS-408)	4	728
17K15, B (Ch. TS-395)	4	724
17K15BC, C (Ch. TS-408)	4	728
17K16 (Ch. TS-395)	4	724
17K16C (Ch. TS-408A)	4	728
17K17, A, AB, B	5	884
17T1, A, B, BA, 17T2, A, B, BA, 17T3, A	2	314
17T3G	3	524
17T3X1 (Ch. TS-118A, B)	2	314
17T4, C (Ch. TS-118 & TS-174)	2	314
17T4E (Ch. TS-221, -A)	3	524
17T5A, C (Ch. TS-214 & TS-228)	4	720
17T5E, F (Ch. TS-314A, B)	4	725
17T6BF, 17T6F (Ch. TS-228)	4	720
17T6G (Ch. TS-314A, B)	4	725
17T7, A, 17T8, A, B, BA	4	723
17T9, A, E (Ch. TS-325, TS-326)	4	723
17T9EF (Ch. TS-401)	4	729
17T10, A (Ch. TS-325, TS-326)	4	723
17T10D (Ch. TS-401)	4	729
17T11 (Ch. TS-395)	4	724

• Signifies coverage in this volume.

Name and Model or Chassis No.	Vol. No.	Chart No.

MOTOROLA (Continued)

17T11C (Ch. TS-408)	4	728
17T11E (Ch. TS-400)	4	726
17T11EC (Ch. TS-408)	4	728
17T12, B (Ch. TS-395)	4	724
17T12C (Ch. TS-408)	4	728
17T12W (Ch. TS-395)	4	724
17T12WC (Ch. TS-408)	4	728
17T13, Y, 17T14, Y	4	726
17T15A, AE, 17T16, B, W	5	884
17T20, B, E, M, 17T21, 17T22B, E, 17T23, B, 17T24CH, 17T25BL, GR, TN, 17T26PK, WH	6	1092
19CK1, B, 19CK2, B, 19CT1, B	6	1093
19F1, B	2	319, 320
19K1	2	319
19K2, B, BE, E, 19K3, 19K4, B	2	321
20F1, B, 20F2, B	2	321, 320
20K1, B, 20K2, 20K3, B, 20K4, B	2	321
20K6, B	4	727
20T1, B, 20T2, B	2	321
20T2A, AB, 20T3, B	4	727
21C1, B, BD, BDY, BY, D, DY, Y	4	728
21C2, A, AB, B	5	884
21C3, B	6	1094
21C3A, BA	6	1095
21C4, B	7•	1209
21F1, B	4	729, 722
21F2, B, BY, F, FB, FBY, FY, Y, 21F3, B, BD, BDY, BY, D, DY, Y	4	728, 722
21F5	5	884
21K1, B, 21K2, B	4	729
21K4, A, AY, B, BD, BDY, BY, C, CB, CBY, CW, CWY, CY, D, DY, W, WD, WDY, WY, Y, 21K5, B, BD, BDY, BY, D, DY, Y, 21K6, D, DY, Y, 21K7, D, DY, Y, 21K9, Y, 21K10, B, BY, Y, 21K11, B, BY, Y	4	728
21K12A, AB, AW, C, CB, CW, D, DB, DW, G, 21K13, A, AB, B, 21K14, A, AB, B, 21K15, A, 21K16, AB, AW, W, 21K17, A, 21K18, B	5	884
21K19, B	6	1092
21K20, B	6	1095
21K21, B	6	1094
21K21A, ABD, AD, BA	6	1095
21K22	6	1094
21K22A, 21K23A	6	1095
21K23B	6	1094
21K23BA, 21K24A	6	1095
21K26, B	6	1092
21K27, B, 21K28, B	6	1095
21K29, B, W, 21K30, B, W	6	1096
21K31, B, 21K32, A, B, BA	6	1095
21K33E	6	1096
21K34, B	6	1095
21K37B, BA, BR, BRA	6	1097
21K38, B	7•	1202
21K39, B, 21K40, B	6	1097
21K41, B, R, 21K42, B, 21K43, B, 21K44B, W, 21K45	7•	1209
21K46, B	7•	1202
21K47B, M	6	1097
21K48B, M	6	1097
21K50B, M	7•	1202
21K51BA, MA	7•	1209
21K53B, BA, M, MA	7•	1313
21K54B, M	7•	1308
21K55B, BA, M, MA	7•	1313
21K56B, M, 21K57B, M, MCH	7•	1308
21K58B, M, 21K59M, MCH	7•	1308
21T1, B, 21T2, B	4	729
21T3, 21T4A, AC, ACE, ACY, EA, 21T5A, BA, 21T7, B, BY, Y	4	728
21T8A, AE, 21T10, 21T11, B, W, 21T13, B, 21T14E	5	884
21T15, 21T16, B, E, 21T17, B	6	1092
21T18, B	6	1095
21T19, B	6	1094
21T19A, BA	6	1095
21T21, B, E, 21T22, B	6	1096
21T23, B, 21T24, B	6	1095
21T25CH, PK, TN	7•	1202
21T26B, BA, BR, BRA, CH, CHA, 21T27B, MA, PK, 21T28, B	6	1097
21T29B, M	6	1097
21T30B, M	7•	1202
21T31B, M	6	1097
21T32B, BA, CH, CHA, MGA	7•	1313
21T33BG, CH, MG	7•	1308
21T34B, BA, M, MA	7•	1313
21T35B, M, 21T36B, M	7•	1308
24K1, B, 24K2, B, 24K3, W	5	885
24K4, 24K5, 24K7, B	6	1094
24K9, B	6	1097
24K10, B, 24K11, B	7•	1209
24K13B, M	7•	1313
24K14B, M	7•	1308
24T2, B	6	1098
24T3BR, M	6	1097
24T4, B	7•	1209
24T5BG, MG	7•	1313
24T6B, M	7•	1308
27K2, B, 27K3	5	885

Chassis

BP-902A-01	6	1093
PTS-502, Y	5	884
QTS-502, Y	5	884
QTS-525, Y	6	1095
RTS-502, Y	5	884
RTS-525, Y	6	1095
TS-3	1	104
TS-4B thru TS-4J	1	108
TS-4J (Late)	1	109
TS-5, TS-7	1	104
TS-8	1	106
TS-9, A, B, C, D, D1	1	107
TS-9E, E1	1	110
TS-14, A, B	1	112
TS-15, A, B, C, C1	1	110
TS-16, A	1	114
TS-18, A	1	111
TS-23, A, B	1	112
TS-30, A	1	114
TS-52	2	318
TS-53	2	312
TS-60	2	316
TS-67	2	319
TS-74	2	316
TS-88	2	313
TS-89, TS-94, TS-95	2	314
TS-101	2	321
TS-115, TS-118, A, B	2	314
TS-119, B, C, C1, D	2	321
TS-172, TS-174	2	314
TS-214	4	720
TS-216	3	523
TS-220, TS-221, A	3	524
TS-228	4	720
TS-275	4	719
TS-292, A, B, C	4	728
TS-307	4	725
TS-314A, B, TS-315A, B	4	725
TS-324, A, B	4	728
TS-325, A, TS-326, A	4	723
TS-351, A, B	4	729
TS-395, TS-395-02	4	724
TS-400A	4	726
TS-401	4	729
TS-402, Y	5	884
TS-408A, AY	4	728
TS-410A, AY	4	726
TS-418, Y	6	1092
TS-501A, AY	4	728
TS-502, Y, TS-507, Y, TS-524, Y	5	884
TS-528, Y	6	1094
TS-530, Y	7•	1202
TS-531, Y	6	1096
TS-533, Y	7•	1209
TS-534, Y, YB	6	1097
TS-537, Y	7•	1313
TS-538, Y	7•	1313
TS-539, Y	7•	1346
TS-602, Y	5	885
TS-603, Y	6	1094
TS-609, Y	6	1098
TS-902A-03, -04	6	1093
TS-902AY-03, -04	6	1093
TTS-502, Y	5	885
TTS-525, Y	6	1095
TTS-537, Y	7•	1313
PTS-539, Y	7•	1346
VTS-292A, AY, B, BY, C, CY	4	728
VTS-402, Y	5	884
VTS-410, Y	4	726
VTS-418, Y	6	1092
VTS-502, Y, VTS-505, Y	5	884
VTS-518, Y	6	1092
VTS-538, Y	7•	1308
VTS-539, Y	7•	1346
WTS-292A, AY, B, BY, C, CY	4	728
WTS-502, Y	5	884
WTS-518, Y	6	1092
WTS-525, Y	6	1095
WTS-531, Y	6	1096
WTS-538, Y	7•	1308
WTS-539, Y	7•	1346
YTS-537, Y	7•	1313

MUNTZ

M30 (Ch. TV16A1)	2	322
M31 (Ch. TV16A2)	2	322
M31 (Ch. TV17A2)	2	323
M31R (Ch. TV16A3)	2	322
M31R (Ch. 17A3)	2	323
M32 (Ch. TV16A3)	2	322
M32 (Ch. 17A2, 17A3)	2	323
M32R (Ch. 17A3)	2	323
M33 (Ch. TV17A4)	2	323
M34 (Ch. TV17A4)	2	323
M41, M42, (Ch. TV17A3)	2	323
M46 (Ch. TV17A7)	2	323
M49 (Ch. TV17A7)	2	323
M158, M159, A, B	1	117
M169	1	118
317T1	5	886
317T2	5	887
321C1, 321D1	5	886
321T1, 321T2	5	887
321T3, 321T4, 321T5	5	886
324T2, 327T1	5	888
421T1, 421T1N, 421T2	6	1099
521ST1, 521ST2	6	1099
621C, T, TS	7•	1306
621-9C, -9T	7•	1301
624, T, TS, TW	7•	1301
627C, TS	7•	1301
721CBD, CBD/82, CBS, CBS/82, CMD, CMD/82, CMS, CMS/82, CEA, CEA/82, CPB, CPB/82, CPM, CPM/82, CW, CW/82	7•	1332
721LTS-B, LTS-B/82, LTS-M, LTS-M/82	7•	1332
721TB, TB/82, TM, TM/82, TS, TS/82, TSP-BK, TSP-BK/82, TSP-BL, TSP-BL/82, TSP-RD, TSP-RD/82, TSP-WH, TSP-WH/82	7•	1332
1750, 1751, 1752 (Ch. TV17A3A)	2	323
2053A (Ch. 17B1, 2)	3	525
2054A (Ch. 17B1, 2)	3	525
2055A, B (Ch. 17B1, 17B2)	3	525
2055, A, AU, B (Ch. 17B2, Serial No. 369500 & up or 17B6, Serial No. 3619500 & up)	5	887
2056A (Ch. 17B1, B2)	3	525
2060	3	526
2066 (Ch. 17B2, Serial No. 369500 & up or 17B6, Serial No. 3619500 & up)	5	887

• Signifies coverage in this volume.

Name and Model or Chassis No.	Vol. No.	Chart No.
MUNTZ (Continued)		
2158A (Ch. 17B2, Serial No. 369500 & up or 17B6, Serial No. 3619500 & up)	5	887
2158A, 2159A (Ch. 17B5, 6)	3	525
2159A, 2162 (Ch. 17B2, Serial No. 369500 & up or 17B6, Serial No. 3619500 & up)	5	887
2162A (Ch. 17B5, 6)	3	525
2457A (Ch. 17B3, 4) 2461A (Ch. 17B3, 4)	3	525
2763A, 2764A, 2765A (Ch. 17B8)	5	888
Chassis		
17B1, 17B2	3	525
17B2 (Serial No. 369500 & up)	5	887
17B3, 17B4, 17B5, 17B6	3	525
17B6 (Serial No. 3619500 & up)	5	887
17B8 (Serial No. 374500 & up)	5	888
37A2	5	887
37A4, 37B4, 37C4	5	886
47A4	6	1099
NATIONAL		
NC-TV7 Early	1	120
NC-TV7 Late	1	119
NC-TV7M Early	1	120
NC-TV7M Late	1	119
NC-TV7W Early	1	120
NC-TV7W Late	1	119
NC-TV10, NC-TV12	1	112
NC-TV1001	1	112
NC-TV1025	1	112
NC-TV1201, NC-TV1202	1	112
NC-TV1225, NC-TV1226	1	112
TV-1201	2	324
TV-1226	2	324
TV-1601	2	324
TV-1625	2	324
TV-1701, TV-1702	3	527
TV-1725, TV-1727	3	527
TV-1729, TV-1730, TV-1731, TV-1732	3	527
TV-2029, TV-2030	3	527
NORELCO		
PT-200, PT-300	3	528
588A	3	529
1200A	3	529
OLYMPIC		
C21BD35, C21BF21	6	1100
C21BG15, C21BG16	7•	1250
C24BH22, C24BH30	7•	1250
DX-214, DX-215, DX-216	2	325
DX-619, DX-620, DX-621, DX-622	2	325
DX-931, DX-932	2	325
DX-950	2	325
K21BD34	6	1100
K21BG12, K21BG13, K21BG14	7•	1250
K24BH31, K24BH32, K24BH33	7•	1250
RTU-3H	1	122
T21BD19, T21BF20	6	1100
T21BG10	7•	1250
TV-104, TV-105, TV-106, TV-107, TV-108	1	123
TV-922	1	124
TV-922L	1	123
TV-928	1	124
TV-944, TV-945, TV-946, TV-947, TV-948, TV-949, TV-950	1	123
XL-210, XL-211	2	326
XL-612, XL-613	2	326
1CA20, 1CB21	7•	1292
1CC22, 1CC23, 1CC24	7•	1298
1CD24, 1CD25	7•	1298
1CJ20U, 1CK21U	7•	1285
1CL22U, 1CL23U	7•	1302
1CM24U, 1CM25U	7•	1302

Name and Model or Chassis No.	Vol. No.	Chart No.
OLYMPIC (Continued)		
1DB17	7•	1292
1DK17U	7•	1285
1KA40	7•	1292
1KC41, 1KC42, 1KC43	7•	1298
1KJ40U	7•	1285
1KL41U, 1KL42U, 1KL43U	7•	1302
1TA10, 1TB11	7•	1292
1TC12, 1TC13, 1TD13	7•	1298
1TJ10U, 1TK11U	7•	1285
1TL12U, 1TM13U	7•	1302
4CE15	7•	1292
4CG26, 4CG27	7•	1298
4CH28, 4CH29	7•	1298
4CN15U	7•	1285
4CR26U, 4CR27U	7•	1302
4CS28U, 4CS29U	7•	1302
4KG44, 4KG45	7•	1298
4KR44U, 4KR45U	7•	1302
14TD30, 14TD31, 14TD52, 14TD53	6	1101
14TT50	7•	1298
14TW50	7•	1289
17C24	4	730
17C44	4	731, 733
17C57	5	889
17CA20, 17CA20X	6	1102
17CR20	6	1103
17K31, 17K32	4	730
17K41, 17K42, 17K50	4	731, 732
17K55	5	889
17KE65, 17KE66	6	1101
17T20, 17T33	4	730
17T40, 17T48	4	731
17T56	5	889
17T71, 17T75	5	889
17T83, 17T85	5	889
17TA19, 17TA19BX	6	1102
17TA32, 17TA33	6	1102
17TE37, 17TE38	6	1101
17TR10, 17TR19	6	1103
17TU51, 17TU52	7•	1289
17TW27	6	1104
17TX51	7•	1289
20C45, 20C52, 20C53, 20D49	4	731
20K43, 20K51	4	731, 733
20T46, 20T47	4	731
21C28	4	732
21C65	5	890
21C68	5	890, 891
21C72, 21C73	5	890
21C80, 21C81, 21C82	5	890
21C89, 21C90, 21C91, 21C92	5	890
21CB35, 21CB41	6	1102
21CC55, 21CC70	6	1102
21CF61, 21CF63	6	1105
21CH59	6	1105
21CL81	6	1105
21CS12, 21CS18	6	1103
21CU15, 21CU16	6	1103
21CX29	6	1104
21CZ57, 21CZ72	6	1106
21D29	4	732
21D60, 21D64	5	890
21DB71, 21DC71	6	1102
21DZ73	6	1106
21K26	4	732
21K61, 21K62, 21K63B	5	890
21K101	5	890
21KB24, 21KB26, 21KB36, 21KB76	6	1102
21KC44, 21KC46, 21KC56	6	1102
21KS22	6	1103
21KZ23, 21KZ25, 21KZ39	6	1106, 1107
21T27	4	732
21T58, 21T69, 21T70, 21T74	5	890
21T86	5	890
21TB34, 21TB40	6	1102
21TC54	6	1102
21TF60, 21TF62	6	1105
21TL80	6	1105
21TS11, 21TS17	6	1103
21TU14	6	1103
21TX28	6	1104
21TZ56	6	1106

Name and Model or Chassis No.	Vol. No.	Chart No.
OLYMPIC (Continued)		
22D100, 22D101, 22D102, 22D103, 22D104, 22D105, 22D106, 22D107, 22D108, 22D109	5	890
22D111, 22D114, 22D115, 22D116, 22D117	5	890
22DB101, 22DB116, 22DB120, 22DB121, 22DB122, 22DB123, 22DB124	6	1102
22DC100, 22DC101, 22DC116, 22DC120, 22DC121, 22DC122, 22DC123, 22DC124	6	1102
22DZ101, 22DZ116, 22DZ120, 22DZ121, 22DZ122, 22DZ123, 22DZ124	6	1106
24CJ68, 24CJ68BK, 24CJ68MK	6	1102
24CK77	6	1102
752, U, 753, U, 754, 755, U	3	530
762	3	531
764, U, 765, 766, 767, 768, 769, 773	3	530
783, 785	3	531
967, 968, 970	3	531
Chassis		
AA, AB, AC	6	1102
AD, AE	6	1101
AF, AH	6	1105
AJ, AK	6	1102
AL	6	1105
BD, BF	6	1100
BG, BH	7•	1250
CA, CB	7•	1292
CC, CD	7•	1298
CE	7•	1292
CG, CH	7•	1298
CJ, CK	7•	1285
CL, CM	7•	1302
CN	7•	1285
CR, CS	7•	1302
CT, CU	7•	1289
CW, CX	7•	1289
R, S	6	1103
TK-17	4	731
TL-20	4	731
TM-17	5	889
TN-21	5	890
W	6	1104
U	6	1103
X	6	1104
Z	6	1106
PACIFIC-MERCURY		
2013, 2080	4	713
2081	4	714, 711
2113, 2115, 2116, 2117	4	713
2181	4	714, 711
2217, 2218, 2224, 2284	5	892
2401	4	713
2424	5	893
2701	5	893, 894
3414	4	713
4120, 4220, 4317, 4320, 4421	4	713
5413, 5414	4	713
PACKARD-BELL		
17VT1, U	7•	1270
21DC1, U, 21DC2, U	7•	1218
21DC3, U, 21DC4, U	7•	1338
21DD1, U	7•	1218
21DT1, U	7•	1218
21DT2, U	7•	1338
21SC1, U	6	1108
21SC3, 21SC4, 21SC5	7•	1323
21ST1, U	6	1108
21ST2	7•	1323
21VT1, U	7•	1270
24CC2, U	7•	1338
24DC1, U	7•	1218
24DD1, U	7•	1218

• Signifies coverage in this volume.

Name and Model or Chassis No.	Vol. No.	Chart No.
PACKARD-BELL (Continued)		
24DD2, U	7•	1338
24DK2, U	7•	1338
24DT1, U	7•	1218
24DT2, U	7•	1338
24ST1, U	6	1108
24ST2	6	1323
1291TV	2	327, 328
1841, 1842, 1941, 1942	5	895
2001TV, 2002TV	2	329
2041, 2042, 2043, 2044	5	896
2091TV, 2092TV	2	330
2101, 2102, 2105, A	3	532
2115, 2116	4	735
2117	4	735
2118	4	736
2141, 2142, 2143, 2144	5	896
2202, 2204	3	532
2291TV, 2292TV, 2293TV, 2294TV, 2295TV, 2296TV, 2297TV, 2298TV	1	125
2301TV, 2302	3	533
2311	3	534, 535
2421, 2422, 2423	4	737
2601TV	3	536
2602	3	532
2621, 2622	4	738
2692	3	536
2721, 2722	5	897
2723, 2724	5	897
2742, 2743, 2744	5	898
2801TV, 2801ATV	3	533
2803TV	3	535, 537
2811A	3	534, 535
2841	5	899
2842, 2843, 2844	5	898
2846, 2847	5	899
2921, 2922	5	900
2941	5	898
2942, 2946, 2947	5	899
2991TV	1	126
3041	5	898
3042, 3142	5	899
3191, 3192	1	127
3381	1	127
4580	1	128
4691TV	1	128
17101U, 17104, U	6	1109
21102, U	6	1109
21103, U	6	1110
21103A, 21103A-U	6	1111
21201, U	6	1109
21202, U	6	1110
21202A, 21202A-U	6	1111
21204, U, 21206, U	6	1109
21401, U	6	1110
21401A, 21401A-U	6	1111
21402, U	6	1109
24203, U, 24205, U	6	1112
PARKVIEW		
17X	4	739
PATHE		
17-N25, 17-RPC, 17-RPT (Ch. TAP)	2	394
PHILCO		
AT-1814 (Code 123)	4	744
A-T1816, L (Code 123)	4	744
A-T1816 (Code 129)	5	901
A-T1817, HM (Code 123)	4	744
AT-1856, AT-1856-HM (Code 123)	4	744
A-T1856W (Code 129)	5	901
AT-2230, L (Code 123)	4	744
A-T2230 (Code 129)	5	901
AT-2232 (Code 123)	4	744
AT-2262HM (Code 123)	4	744
AT-2272, L (Code 123)	4	744
A-T2272 (Code 129)	5	901
AT-2274, W (Code 123)	4	744
A-T2275S (Code 129)	5	901
AT-2277, L (Code 123)	4	744
PHILCO (Continued)		
AT-2279 (Code 123)	4	744
AT-2288, AT-2288-HM (Code 123)	4	744
E2002C, E2004F, G, SP	7•	1322
UE2002C, UE2004F, G, SP	7•	1322
18B3000, 18B3001 (Code 130)	5	901
18B3002 (Code 140)	5	902
18B3100, HM, L, W (Code 130)	5	901
18B3102, L, 18B3103, L (Code 140)	5	902
18B3104 (Code 150)	5	903
18BU3000, 18BU3001 (Code 130)	5	901
18BU3002 (Code 140)	5	902
18BU3100, HM, L, W (Code 130)	5	901
18BU3102, L, 18BU3103 (Codes 140, 141)	5	902
18BU3104 (Code 150)	5	903
18C3010, E, L, M	6	1113
18D3020C, G, L, M, UC, UG, UL, UM	7•	1243
18D3122, U	7•	1243
22B4000, X, XD, 22B4001, E, L (Code 130)	5	901
22B4002, G, L (Code 140)	5	902
22B4003 (Code 130)	5	901
22B4004, 22B4005, L, 22B4007, L (Code 140)	5	902
22B4008, 22B4009 (Code 150)	5	903
22B4100, A, L, X (Code 130)	5	901
22B4101 (Codes 129 & 130)	5	901
22B4102, L (Code 140)	5	902
22B4103, L, 22B4105, L (Code 130)	5	901
22B4106, 4107, L (Code 140)	5	902
22B4108 (Code 150)	5	903
22B4109HM (Code 140)	5	902
22B4110, L (Code 150)	5	903
22B4112, L, 22B4150, L (Code 140)	5	902
22B4301 (Code 130)	5	901
22B4302 (Code 140)	5	902
22B4303 (Code 130)	5	901
22B4304, 22B4306, L, 22B4307HM (Code 140)	5	902
22B4308 (Code 150)	5	903
22BU4000, X, XD, 22BU4001, E, L (Code 130)	5	901
22BU4002, L (Codes 140, 141)	5	902
22BU4003 (Code 130)	5	901
22BU4004 (Codes 140, 141)	5	902
22BU4008, 22BU4009 (Code 150)	5	903
22BU4100, A, L, X (Code 130)	5	901
22BU4101 (Codes 129 & 130)	5	901
22BU4102, L (Codes 140, 141)	5	902
22BU4103, L, 22BU4105, L (Code 130)	5	901
22BU4106 (Codes 140, 141)	5	902
22BU4108 (Code 150)	5	903
22BU4109HM (Codes 140, 141)	5	902
22BU4110, L (Code 150)	5	903
22BU4150, L, 22BU4302 (Codes 140, 141)	5	902
22BU4303 (Code 130)	5	901
22BU4304, 22BU4306, L, 22BU4307HM (Codes 140, 141)	5	902
22BU4308 (Code 150)	5	903
22C4006	6	1113
PHILCO (Continued)		
22C4010, L (Codes 130 & 131)	5	901
22C4011, X, XL, XW	6	1113
22C4012 (Codes 130 & 131)	5	901
22C4013, L, X	6	1113
22C4014 (Codes 130 & 131)	5	901
22C4015	6	1113
22C4016, L	6	1114
22C4018	6	1113
22C4020	6	1115
22C4113, L	6	1113
22C4117, 22C4118, 22C4119, X, 22C4120, L, X, 22C4121, L	6	1113
22C4122 (Codes 130 & 131)	5	901
22C4123, 22C4124, L, S (Ch. TV-300,TV -301)	6	1113
22C4124, L (Ch. TV-350)	6	1114
22C4125, HM	6	1113
22C4126, L	6	1114
22C4127	6	1113
22C4128M	6	1115
22C4129	6	1114
22C4130, L	6	1113
22C4132L	6	1115
22C4310, L, 22C4311	6	1113
22C4312, L	6	1114
22C4410	6	1114
22D4029G, L, 22D4030E, L, UE, UL	7•	1243
22D4032	7•	1243
22D4033G, L	7•	1277
22D4034, L	7•	1230
22D4041, L	7•	1230
22E4131, L	7•	1243
22D4134, L	7•	1230
22D4135	7•	1277
22D4136L, U, UL, XL, XW	7•	1243
22D4137, L	7•	1277
22D4138, L, U, UL	7•	1243
22D4139, L	7•	1277
22D4139UX, UXL	7•	1243
22D4140, L	7•	1230
22D4144, L, 22D4145	7•	1230
22D4148, L	7•	1271
22D4150, L, U, UL	7•	1243
22D4151, L, 22D4152, HM, M	7•	1230
22D4153, L, X, XL, 22D4154, U	7•	1243
22D4155, L	7•	1277
22D4156, L, 22D4157	7•	1230
22D4158, U	7•	1243
22D4159, L, 22D4160, L, X, XL, 22D4161, L	7•	1230
22D4162, L	7•	1271
22D4163M	7•	1271
22D4164	7•	1271
22D4165	7•	1230
22D4170, L	7•	1243
22D4171, L	7•	1277
22D4172, L	7•	1243
22D4320L, M, T, W	7•	1243
22D4321L, M, T, W	7•	1277
22D4324HM, L	7•	1230
22D4326	7•	1230
22D4420, L, 22D4422	7•	1230
22D5100, 22D5102, L, M	7•	1324
24B6106, L, 24B6300, 24BU6106, L, 24BU6300 (Code 158)	5	904
24C4006	6	1113
24C6005	6	1116
24C6010, 24C6012	6	1117
24C6105M, 24C6108	6	1116
24C6109, L, 24C6110, L, 24C6112	6	1117
24C6310	6	1117
24D6018	7•	1219
24D6120L, M	7•	1219
24D6122L, M	7•	1219
24D6126L, M	7•	1260
24D6320C, M	7•	1260
48-700	1	129
48-1000 (Code 122)	1	130
48-1000-5 (Code 122)	1	130
48-1001 (Code 121 & 122)	1	130

• Signifies coverage in this volume.

● Signifies coverage in this volume.

Name and Model or Chassis No.	Vol. No.	Chart No.
PHILCO (Continued)		
Chassis		
TV-123	7•	1324
TV-300, TV-301	6	1113
TV-304	6	1116
TV-330, U	7•	1243
TV-332, U	7•	1277
TV-350	6	1114
TV-354	6	1117
TV-390, TV-392	7•	1230
TV-394, TV-396	7•	1219
TV-400	6	1115
TV-440	7•	1271
TV-444	7•	1260
7E10, -U, 7E11, -U	7•	1322
PHILHARMONIC		
20CD28, 20C2B, 20T2B, 21CD2A, 21C2A	4	744
54CLO21, 54CM21, 54TW21	6	1018
111, 112	4	744
520, 620, 720, 724, 820, 824	4	643
920, 924 (Early)	4	744
920, 924 (Late)	5	908
5000	2	309, 310
5200, 5201	2	309, 310
5221	4	744
5250	2	309, 310
5400, 5401, 5450	2	309, 310
5600, 5601, 5650	2	309, 310
5700, 5700RT, 5701, 5750, 5750RT	2	309, 310
5800	2	309, 310
5820	4	643
6120	4	643
7120, 7820	4	643
8120, 8820	4	643
9120, 9121 (Early)	4	744
9120, 9121 (Late)	5	908
9820, 9821 (Early)	4	744
9820, 9821 (Late)	5	908
PHILMORE		
CP-731D	2	340
PILOT		
TV-37	1	138
TV-40	1	139
TV-270, TV-271-U, TV-273-U, TV-275	3	546
TV-290, TV-291U, TV-293-U, TV-295	3	546
TV-950	3	546
RCA VICTOR		
B1-A	1	150, 151, 152, 153
B1-B	1	150, 151, 152, 153
B1-C	1	150, 151, 152, 153
B2-C	1	150, 151, 152, 153
B2-F	1	150, 151, 152, 153
B2-H	1	150, 151, 152, 153
CT-100	5	909
T100, T120, T121	2	341
T164	2	341
TA-128, TA-129	2	342
TA-169	2	343
TC-124, TC-125, TC-127	2	341

Name and Model or Chassis No.	Vol. No.	Chart No.
RCA VICTOR (Continued)		
TC-165, TC-166, TC-167, TC-168	2	341
2T51, 2T60	2	341
2T81	2	345, 346
4T101	3	547
4T141	2, 3	346, 547
6T53, 6T54	2	347
6T64, 6T65, 6T71	2	347
6T72	2	341
6T74, 6T75, 6T76	2	347
6T84	2	345, 346
6T86, 6T87	2	345, 346
7T103, B, 7T104, B	3	548
7T111B	3	549
7T112, B (Ch. KCS47B, G)	3	548
7T112B (Ch. KCS47GF-2)	3	549
7T122, B, 7T123, B (Ch. KCS47B, G)	3	548
7T122B, 7T123B (Ch. KCS47GF-2)	3	549
7T124, B, 7T125, B	3	548
7T132	3	550
7T143	2, 3	349, 548
8PCS41, B, C	1	150, 151, 152, 153
8PT7010, 8PT7011	7•	1286
8PT7012, 8PT7014	7•	1286
8PT7030, T, 8PT7031, T	7•	1286
8PT7032, T, 8PT7034, T	7•	1286
8T241, 8T243, 8T244	1	144
8T270	1	145
8TC270, 8TC271	1	145
8TK29	1	143, 144
8TK320	1	143, 145
8TR29	1	143, 144
8TS30	1	10
8TV41	1	146, 147
8TV321, B, 8TV323, B	1	140, 141
9PC41A, B, C	1	150, 151, 152, 153
9T57	2	348
9T77, 9T79	2	348
9T89	2	348, 349
9T105	3	548
9T126, 9T128	3	548
9T147	2, 3	349, 548
9T240, 9T246 (Ch. KCS28, A, C)	1	144
9T246 (Ch. KCS38)	2	341
9T256	2	341
9T270	1	145
9TC240	1	144
9TC245, 9TC247, 9TC249	2	341
9TC272, 9TC275	1	145
9TW309	2	342, 350
9TW333	1	140, 141
9TW390	1	144, 142
14S7052, U	7•	1339
14S7070, U, 14S7071, U	7•	1339
16T152	3	551
17H2D, E	5	910
17PT6962, U	7•	1203
17PT6972, U	7•	1203
17S349, G, GU, U, 17S350, G, GU, U, 17S351, U, 17S360, U	5	910
17S450, U (Ch. KCS87, A, X)	6	1118
17S450R, RU (Ch. KCS93, A)	6	1119
17S451, U (Ch. KCS87, A)	6	1118

Name and Model or Chassis No.	Vol. No.	Chart No.
RCA VICTOR (Continued)		
17S451R, RU (Ch. KCS93, A)	6	1119
17S453, U (Ch. KCS87, A)	6	1118
17S453R, RU (Ch. KCS93, A)	6	1119
17S6022, K, KU, U	7•	1203
17S6025, K, KU, U, 17S6026K, 17S6027, K, KU, U	7•	1203
17S6032, U	7•	1203
17S6042, U, 17S6044, U	7•	1203
17T150, 17T151	4	747
17T153, 17T154, 17T155, 17T160, 17T162	3	552
17T163	4	747
17T172, 17T173 (Ch. KCS66A)	3	552
17T172K, 17T173K (Ch. KCS66D)	4	747
17T174 (Ch. KCS66A)	3	552
17T174K (Ch. KCS66D)	4	747
17T200, 17T201, 17T202	4	748
17T211, 17T220	4	748
17T250DE, 17T261DE	4	749
17T301, U, 17T302, U, 17T310, U	5	911
17T352U, 17T361, U	5	910
21CD7895, U, 21CD7897, U	7•	1351
21CD7915, U, 21CD7916, U, 21CD7917, U	7•	1351
21CD7935, U, 21CD7936, U	7•	1351
21CD7956, U, 21CD7958, U	7•	1351
21CD7975, U	7•	1351
21CD7996, U, 21CD7999, U	7•	1351
21CS7815, U, 21CS7817, U	7•	1335
21CT55	6	1120
21CT660U, 21CT661U, 21CT662U, 21CT663U, 21CT664U	6	1121
21CT7835, U, 21CT7837, U	7•	1335
21CT7855, U, 21CT7857, U	7•	1335
21CT7865, U, 21CT7866, U, 21CT7867, U	7•	1335
21D305, U, 21D317, U, 21D326, U, 21D327, U, 21D328, U, 21D329, U, 21D330, U	5	912
21D346, U	5	913, 918
21D358, U, 21D368, U, 21D376, U, 21D377, U, 21D378, U, 21D379, U, 21D380, U	5	914
21D395, U	5	913, 918
21D527	6	1122
21D641, U, 21D645, U, 21D647, U 21D648, U	6	1123
21D652	6	1123
21D667, U, 21D670, U	6	1123
21D7174, U, 21D7175, U, 21D7176, U, 21D7177, U	7•	1314
21D7215, U, 21D7216, U, 21D7217, U	7•	1314
21D7235, U	7•	1314
21D7237, U	7•	1314
21D7425, U, 21D7427, U	7•	1315
21D7445, U, 21D7446, U, 21D7447, U	7•	1315
21D7479, U	7•	1315
21D7485, U	7•	1315
21D7487, U, 21D7488, U	7•	1315
21D7505, U, 21D7506, U, 21D7507, U	7•	1315
21S348, G, GU (Ch. KCS83PJ, PL, PM)	5	915
21S348K, KU (Ch. KCS88A, H)	5	916
21S348U (Ch. KCS83P, M)	5	915
21S353, G, GU, U, 21S354, G, GU, U, 21S355, G, GU (Ch. KCS83C, D, PC-"GU", PD-"GU", PK)	5	915

• Signifies coverage in this volume.

Name and Model or Chassis No.	Vol. No.	Chart No.

RCA VICTOR (Continued)

21S355K, KU (Ch. KCS88, F)	5	916
21S355U, 21S357G, GU (Ch. KCS83C, D, PC-"G", PD-"GU", PK)	5	915
21S357K, KU (Ch. KCS88, F)	5	916
21S359G, GU, 21S362G, GU (Ch. KCS83C, PC-"G", D, PD-"GU," PK)	5	915
21S362K, KU (Ch. KCS88, F)	5	916
21S362M, MU, 21S367, G, GU (Ch. KCS83, A, C, PC-"G", PD-"GU", PK)	5	915
21S367K, KU (Ch. KCS88, F)	5	916
21S367U, 21S369G, GU (Ch. KCS83A, C, D, PC-"G", PD-"GU", PK)	5	915
21S369K, KU (Ch. KCS88, F)	5	916
21S500, U (Ch. KCS87C, D)	6	1118
21S500R, RU (Ch. KCS93B, C)	6	1119
21S501, U, 21S502, U	6	1124
21S503, U (Ch. KCS88B, BX, J, JX)	6	1124
21S503N, NU (Ch. KCS92, D, DX, X)	6	1125
21S504, U (Ch. KCS88B, BX, J, JX)	6	1124
21S504N, NU (Ch. KCS92, D, DX, X)	6	1125
21S505, U (Ch. KCS88B, BX, J, JX)	6	1124
21S505N, NU (Ch. KCS92, D, DX, X)	6	1125
21S506, U (Ch. KCS88B, BX, J, JX)	6	1124
21S506N, NU (Ch. KCS92, D, DX, X)	6	1125
21S507N, NU	6	1125
21S510N, NU, 21S511N, NU	6	1125
21S516N, NU	6	1125
21S517, U, 21S518, U	6	1124
21S519, U (Ch. KCS88B, BX, J, JX)	6	1124
21S519N, NU (Ch. KCS92, D, DX, X)	6	1125
21S521, U (Ch. KCS88B, BX, J, JX)	6	1124
21S521N, NU (Ch. KCS92, D, DX, X)	6	1125
21S522, U (Ch. KCS88B, BX, J, JX)	6	1124
21S522N, NU (Ch. KCS92, D, DX, X)	6	1125
21S523, U (Ch. KCS88V, VA, VAX, VX)	6	1125
21S523N, NU (Ch. KCS92L, LX, M, MX)	6	1125
21S525, U (Ch. KCS88B, BX, J, JX)	6	1124
21S526, U (Ch. KCS88E, EX, M, MX)	6	1124
21S526N, NU (Ch. KCS92C, CX, H, HX)	6	1125
21S537, U (Ch. KCS88D, DX, L, LX)	6	1124
21S537N, NU (Ch. KCS92B, BX, F, FX)	6	1125
21S548, U (Ch. KCS88N, P)	6	1126
21S548N, NU (Ch. KCS92J, K)	6	1127
21S632, U	7•	1233
21S5022, U	6	1124
21S5251, U, 21S5252, U	6	1124
21S6052, U, 21S6053, U	7•	1233
21S6055, U	7•	1233
21S6057, U	7•	1233
21T159 (Ch. KCS68C, E)	3	553

RCA VICTOR (Continued)

21T159DE (Ch. KCS68F)	4	750
21T165	3	553
21T166DE	4	750
21T174DE, 21T175DE	4	750
21T176, 21E177	3	553
21T178 (Ch. KCS68C)	3	553
21T178DE (Ch. KCS68F)	4	750
21T179 (Ch. KCS68C)	3	553
21T179DE (Ch. KCS68F)	4	750
21T197DE (Ch. KCS68H)	5	917, 918
21T207, G, 21T208	4	748
21T217, 21T218	4	748
21T227, 21T228, 21T229	4	748
21T242	4	751, 752
21T244	4	751, 753, 754
21T303, U	5	919
21T313, G, GU, U, 21T314, G, GU, U, 21T315, U, 21T316, U	5	919
21T322, U, 21T323, U, 21T324, U	5	919
21T342, U (Ch. KCS82D, E)	5	919
21T342, U (Radio Ch. RC1117B)	4	752
21T344, U	5	919, 918
21T356U	5	920
21T363G, GU, U, 21T364, G, GU, U, 21T365, U	5	920
21T372, U, 21T373, U, 21T374, U, 21T375, G, GU, U	5	920
21T392, U (Ch. KCS83F, H)	5	915
21T392, U (Radio Ch. RC1117B)	4	752
21T393, U	5	915, 916
21T635, U	6	1123
21T6082, U, 21T6083, U	6	1128
21T6087, U	6	1128
21T6114, U, 21T6115, U, 21T6117, U	6	1128
21T6125, U, 21T6127	6	1123
21T6225, U, 21T6227	6	1128
21T6255, U, 21T6256, U, 21T6257, U	6	1128
21T7112, U, 21T7113, U	7•	1319
21T7117, U	7•	1319
21T7152, U, 21T7153, U	7•	1319
21T7157, U	7•	1319
21T7352, U, 21T7355, U, 21T7357, U	7•	1319
21T7385, U, 21T7386, U	7•	1315
21T7387, U, 21T7388	7•	1315
21T7415, U, 21T7416, U, 21T7417, U	7•	1315
24D542, U, 24D543, U, 24D544, U	6	1129
24D655, U, 24D658, U	6	1123
24D673, U, 24D676, U, 24D679, U	6	1123
24D7295, U, 24D7296, U, 24D7297, U	7•	1314
24D7315, U, 24D7317, U	7•	1314
24D7545, U, 24D7547, U	7•	1315
24D7566, U, 24D7568, U	7•	1315
24D7587, U	7•	1315
24D7705, U, 24D7706, U	7•	1315
24D7708, U	7•	1315
24D7726, U, 24D7728, U	7•	1315
24S512, U, 24S513, U, 24S514, U	6	1130
24S529, U, 24S531, U, 24S532, U	6	1130
24T420, U, 24T435, U	5	921
24T6142, U	6	1123
24T6285, U, 24T6287, U	6	1123
24T7272, U, 24T7275, U	7•	1314
24T7277, U	7•	1314
27D331, U	5	922

RCA VICTOR (Continued)

27D382, U, 27D383, U, 27D384, U	5	922
621TS, 630TS, 630TCS	1	10
641TV	1	146, 147, 152
648PTK (Ch. KCS24-1)	1	150, 151, 152, 154, 155
648PV (Ch. KCS24A-1)	1	150, 151, 152, 154, 155
721TS, 721TCS	1	149
730TV1, 730TV2	1	148, 149
741PCS	1	150, 151, 152, 153

Chassis

CTC2	5	909
CTC2B, CTC3A	6	1120
CTC4, A	6	1121
CTC5, A, B, C, D, E	7•	1335
CTC5AA, AB, N, P, T, U, W	7•	1351
KCS20A	1	10
KCS20B-1	1	10
KCS20J-1	1	10
KSC21-1	1	156
KCS24-1	1	154
KCS24A-1	1	154
KCS24B-1	1	153
KCS24C-1	1	153
KCS24D	1	153
KCS25A-1	1	146
KCS25C-2	1	146
KCS25D-1	1	146
KCS25E-2	1	146
KCS26-1, -2	1	156
KCS27	1	149
KCS28, A, B, C	1	144
KCS29, A	1	145
KCS29C	1	145
KCS30-1	1	140
KCS32, A, B, C	1	144
KCS33A-1	1	145
KCS34, B, C	2	341
KCS38C	2	341
KCS40, A, B	2	341
KCS41A-1	2	342
KCS42A	2	342
KCS43	2	343
KCS45, A	2	344
KCS46	2	345
KCS47, A, AT, T	2	347
KCS47B, C	3	548
KCS47D	3	550
KCS47E	3	551
KCS47GF-2	3	549
KCS48	2	345
KCS48A	3	548
KCS49, A, AT, T	2	348
KCS49B, C	3	548
KCS49BF	3	548
KCS49CF	3	548
KCS60, T	2	348
KCS60A	3	548
KCS61	3	547
KCS62	2	346
KCS66, A	3	552
KCS66C	3	553
KCS66D	4	747
KCS68A	5	917
KCS68C, CB, E	3	553
KCS68F	4	750
KCS72, A	4	748
KCS72D-1	4	751
KCS72D-2	4	751
KCS74, M1	4	749
KCS77, A	5	922
KCS77C, D, F, H	5	922
KCS78, A, B	5	911
KCS78F, H, J, L, M	5	910
KCS81, B	5	912

• Signifies coverage in this volume.

• Signifies coverage in this volume.

Name and Model or Chassis No.	Vol. No.	Chart No.
RAYTHEON (Continued)		
21T26	6	1132
21T26AGH	6	1133
21T27	6	1132
21T27AGH, 21T27AS	6	1131
21T32	7•	.1266
21T38	6	.1135
21T39	7•	.1247
21T40, 21T41	7•	.1251
21T42	7•	.1240
21T43, 21T44, 21T45, 21T46	7•	.1251
21T193	6	.1132
21T193AGH	6	.1133
21T193C	6	.1132
21T254AGH, 21T254AS	6	.1134
21T274AGH, 21T274AS	6	.1133
24T2	5	.926
24T3	5	.924
REGAL		
A-16T31	2	.354
CD31	1	.10
CD36	2..	354, 355
16T31	1	.10
16T36	2..	354, 355
17HD31, 17HD36	3	.562
17T22, DX	3	.563
19C31, 19C36, 19D31, 19D36	3	.562
20C22, DX	3	.563
20C31, 20C36	3	.562
20D22, DX	3	.563
20D31, 20D36, 20HD31, 20HD36	3	.562
20T22, DX	3	.563
22D17, DX, 22D19, DX	3	.563
1007	1	.159
1030, 1031	1	.10
1207, 1208	1	.159
1230	1	.10
1607	1	.159
1708, 1708DX	3	.563
1931, 1936	3	.562
2031, 2036	3	.562
2217, DX, 2219, DX	3	.563
REMBRANDT		
80, 130	1	.160
721, 1606, 1606-15, 1950	1	.161
ROYAL (Lee)		
20CP, 20TW	3	.585
SCOTT (E. H.)		
Ravenswood	3	.564
6T11, A	1	.162
13A	1	.163
300	1	.164
400	1	.162
710, A, X	3	.564
800BT	1..	162, 165
817C (Ch. 9029, 9031)	4	.759
817C (Ch. 9036, 9037, 9038, 9039)	5	.927
817C (Ch. 9043)	5	.928
817CU (Ch. 9029, 9031)	4	.759
817T (Ch. 9029, 9031)	4	.759
817T (Ch. 9036, 9037, 9038, 9039)	5	.927
817T (Ch. 9043)	5	.928
817TU (Ch. 9029, 9031)	4	.759
820C, CU, T, TU	4	.759
821C (Ch. 9036, 9037, 9038, 9039)	5	.927
821C (Ch. 9043)	5	.928
821CB (Ch. 9036, 9037, 9038, 9039)	5	.927
821CB (Ch. 9043)	5	.928
821D (Ch. 9036, 9037, 9038, 9039)	5	.927
821D, DB, DBH, DM, DMH (Ch. 9043)	5	.928
821RC, RCH (Ch. 9043)	5	.928
821T (Ch. 9036, 9037, 9038, 9039)	5	.927
821T (Ch. 9043)	5	.928
821TB (Ch. 9036, 9037, 9038, 9039)	5	.927
SCOTT (E.H.) (Continued)		
821TB, TH, TU (Ch. 9043)	5	.928
824C, CH, DB, DBH, DM, DMH (Ch. 9045)	5	.929
910	3	.564
924W	4	.760
924XW (Ch. 9045)	5	.929
Chassis		
9029, 9031	4	.759
9036, 9037, 9038, 9039	5	.927
9043	5	.928
9045	5	.929
SEARS ROEBUCK (See Meteor or Silvertone)		
SENTINEL		
1U-412, 1U-413, 1U-414, 1U-415	2	.357
1U416	2	.358
1U419, 1U420	2	.234
1U420B	3	.565
1U421, 1U422	2	.357
1U423, B, -17, 1U424, -17	3	.565
1U425, 1U428	3	.566
1U429, 1U430, 1U431	3	.565
1U432, 1U435	3	.565
1U438, 1U439, 1U440, 1U441, 1U443, 1U444, 1U446, 1U447	3	.567
1U447-A, 1U448-A, 1U449-A, 1U450-A, 1U451-A	4	.761
1U448, 1U449, 1U450	3	.567
1U454, 1U455, 1U456, 1U457	4	.762
1U458, 1U459, 1U460, 1U461	4	.763
1U462, 1U463	4	.764
1U500	5	.930
1U510, 1U511, 1U512, 1U513, 1U515	5	.930
1U520, B, 1U521, B, 1U522, B, 1U523, 1U525	5	.930
1U532, A	5	.931
1U542, A	5	.931
1U552, 1U554	5	.931
1U562, 1U564	5	.931
1U581, 1U582, 1U584, 1U585	5	.932
1U600	5	.930
1U610, 1U612	5	.930
1U620, 1U622	5	.930
1U-701, 1U-711, 1U-714, 1U-721, 1U-724, 1U-752, 1U-755, 1U-758, 1U-762, 1U-765, 1U-768, 1U-791	6	.1136
1U-816, 1U-826	7•	.1311
1U-911, 1U-914, 1U-921, 1U-924, 1U-991	6	.1137
1U-1001B, 1U-1011B, 1U-1017B, 1U-1034B	6	.1138
1U-1101	7•	.1204
1U-1111	7•	.1204
1U-1121, 1U-1124, 1U-1126, 1U-1127	7•	.1204
1U-1131, 1U-1136, 1U-1137	7•	.1204
1U-1145, 1U-1147	7•	.1204
1U-1155, 1U-1157	7•	.1204
1U-1161, 1U-1164, 1U-1165	7•	.1204
1U-1171, 1U-1174, 1U-1175	7•	.1204
1U-1202C, 1U-1205C	7•	.1248
1U-1208	7•	.1248
1U-1212, 1U-1215, 1U-1218	7•	.1248
1U-21101	7•	.1204
1U-21121	7•	.1204
1U-21145	7•	.1204
1U-21161, 1U-21164, 1U-21165	7•	.1204
400TV	1	.12
401, 402, 405	1	.72
405TVM	1	.12
406	1	.72
407, 409	2	.356
411	1	.72
412, 413, 414, 415	2	.357
SENTINEL (Continued)		
416	2	.358
419, 420	2	.234
420B	3	.565
421, 422	2	.357
423, B, -17, 424, -17	3	.565
425, 428	3	.566
429, 430, 431	3	.565
432, 435	3	.566
438, 439, 440, 441, 443, 444, 446	3	.567
452, 453	4	.761
454, 455, 456, 457	4	.762
458, 459, 460, 461	4	.763
462, 463	4	.764
464, 465, 466	4	.762
816C	7•	.1224
2911, 2914	6	.1137
2011B, 2017B	6	.1137
21101, 21121, 21145	7•	.1204
SETCHELL-CARLSON		
A53, A531, A533, A5301, A5302, A5303 (Ch. 153)	5	.933
P61 (Ch. C-100)	6	.1139
P-61 (Ch. C-100 Late)	7•	.1258
P-62	7•	.1316
53 (Ch. 152)	5	.934
56, 56WR	7•	.1226
71	7•	.1341
150	3	.568
151-A17, 151-A17-LR, 151-B17, 151-B17-LR, 151-B20, 151-B20-LR, 151-C20, 151-C20-LR	3	.569
531	5	.934
551, 552, 553 (Ch. 155)	6	.1140
561, 562, 563	7•	.1226
571, 572, 573	7•	.1356
611	7•	.1258
711	7•	.1341
2500, LP	3	.568
5301, 5302 (Ch. 152)	5	.934
5501, 5502, 5503 (Ch. 155)	6	.1140
5601, 5602, 5603	7•	.1226
5701, -T, 5702, -T, 5703	7•	.1356
SHAW		
Chassis 224 (Runs 301, 302, 303, 304, -1, -2, 305, -2)	4	.765
SHERATON		
C30B, M, C30B24, C30M24	4	.766
C-2125 (250XL Series)	5	.935
T30M	4	.766
T1755 (250XL Series)	5	.935
T2155 (250XL Series)	5	.935
17MT20, 21BC10, 21BD10, 21BT10, 21MC10, 21MD10, 21MT10U (530DX, A Series)	5	.985
SILVERTONE		
PC-5100, A	6	.1141
PC-5101, A	6	.1142
PC-5106, A	6	.1141
PC-5107, A	6	.1142
PC-5110, A, CX	6	.1141
PC-5112, A CX	6	.1142
PC-5114, B, C, D	6	.1141
PC-5115, B, C, D	6	.1142
PC-5116, B, C, D	6	.1141
PC-5117, B, C, D	6	.1142
PC-5118A, PC-5119A	6	.1143
PC-5124	6	.1141
PC-5125	6	.1142
PC-5126, A	6	.1141
PC-5127	6	.1142
PC-5128, B, C ,D	6	.1141
PC-5129, B, C, D	6	.1142
PC-5130, A, B, C, D	6	.1141
PC-5131, B, C, D	6	.1142
PC-5132A, PC-5133A, PC-5134, PC-5135, PC-5136, PC-5137	6	.1143
PC-5161	7•	.1261
PC-5171	7•	.1261
PC-5190, A, B,	6	.1141

• Signifies coverage in this volume.

Name and Model or Chassis No.	Vol. No.	Chart No.

SILVERTONE (Continued)

PC-5191, A	6	1142
PC-5192, A, B	6	1141
PC-5266, PC-5270	6	1141
PC-5281	7•	1261
PC-6100	7•	1244
PC-6101	7•	1261
PC-6102A	7•	1296
PC-6106	7•	1244
PC-6107	7•	1261
PC-6108	7•	1244
PC-6110, PC-6112	7•	1244
PC-6113	7•	1261
PC-6114	7•	1244
PC-6115	7•	1261
PC-6116	7•	1244
PC-6117	7•	1261
PC-6118, PC-6120	7•	1244
PC-6121	7•	1261
PC-6122, PC-6123, PC-6124	7•	1259
PC-6128, A	7•	1244
PC-6129, A	7•	1261
PC-6130, A	7•	1244
PC-6131, A	7•	1261
PC-6132, PC-6133	7•	1259
PC-6136	7•	1244
PC-6160, PC-6161	7•	1261
PC-6164	7•	1244
PC-6165	7•	1261
PC-6166	7•	1244
PC-6167	7•	1261
PC-6170	7•	1244
PC-6171	7•	1261
PC-6172	7•	1244
PC-6173	7•	1261
PC-6174, PC-6175, PC-6176, PC-6177, PC-6178, PC-6179	7•	1259
PC-6184, PC-6185, PC-6186, PC-6187	7•	1259
PC-6190, A	7•	1244
PC-6191	7•	1261
PC-6192, A	7•	1244
PC-6193	7•	1261
PC-7100, A, AY, AZ, Y	7•	1296
PC-7101, Y, Z	7•	1296
PC-7106	7•	1261
PC-7110, A	7•	1296
PC-7111, PC-7112, A, PC-7113	7•	1296
PC-7126A	7•	1296
PC-41102	6	1141
PC-41122	6	1142
PC-41282, A	6	1141
PC-41292A	6	1142
PC-41302, A	6	1141
PC-41312A	6	1142
57PC78X, 57PC79X	5	948
57PC143M, W	5	948
101, A	1	93
102A	3	570
105	2	246
106, 107	3	571
108	1	93
110, A	2	361
112	2	359
114	2	361
116, A	3	572
120	2	360
125	2	361
131, A	3	572
132	1	11
133	2	363
137	1	93
138	3	570
141	3	571
143, A	3	573, 574
144	3	575, 576
149	2	363
150-14	3	577
159	2	360
160-12	2	297
162-17	3	572
163-16	3	578
165-16	3	579
168-16	3	570
173-16	3	572
175-16, A, 176-19	3	570
177-19	3	572
179-16, 180-16	3	580

SILVERTONE (Continued)

187-16, 188-16, 189-16	3	572
194-16, 195-16	3	580
1117-17, 1130-17, 1130A-17, 1141-20, 1145-20	4	681
1161-17	4	767
1162-17	4	681
1171-17	4	767
1172-17, 1173-20	4	681
1176-21	4	768
1181-20, 1183-21	4	686
1184-20	4	769
1186-21	4	768
1188-20	4	686
2100 (Ch. 110.700-100, -104)	4	686
2100A (Ch. 110.817-1)	5	936
2105, A	4	770
2110A, 2111	5	937
2115B	5	937
2130	5	938
2140	5	936
2145, A, B	4	770
2150 (Ch. 110.700-140)	4	681
2150A (Ch. 110.820-1)	5	936
2150B, 2160, 2162 (Ch. 528.631-1, 528.632, -1, -2, -3, -4, -5, 528.632A, -1, -2, -3, -5)	5	937
2170-C (Ch. 100.209)	4	771
2170-D, -E, 2172	5	938
2174	5	946
2195-21	4	768
2200, 2202, 2203	4	681
2276, 2277	5	939, 949
3100, A, 3101	5	936
3102X	5	941
3103A	5	940
3104A	5	941
3105	4	770
3106	4	772
3109	5	942
3110 (Ch. 528.248, -1, -2)	5	943
3110A (Ch. 528.242, -1, -2)	5	943
3110B (Ch. 528.264-1, -2)	5	942
3112A (Ch. 528.256)	5	942
3112B (Ch. 528.263, -1, -2)	5	942
3112C (Ch. 528.258)	5	950
3112X (Ch. 528.292, -1, -2)	5	941
3115 (Ch. 528.248, -1, -2)	5	943
3115A (Ch. 528.242, -1, -2)	5	943
3127	5	938
3136	6	1144
3140	5	936
3145	4	770
3146	4	772
3150 (Ch. 110.820-1, -3)	5	936
3150, L (Ch. 528.264, -1, -2)	5	942
3151A (Ch. 528.256)	5	942
3151B, C (Ch. 528.263, -1, -2),	5	942
3160 (Ch. 528.248, -1, -2)	5	943
3160A (Ch. 528.242, -1, -2)	5	943
3170B (Ch. 100.210 -1, -3)	5	938
3170C (Ch. 528.249, -1)	5	944
3170D (Ch. 528.261)	5	942
3171A	5	945
3174	5	946
3175	4	773
3177 (Ch. 100.210, -1, -3)	5	938
3177A (Ch. 100.400	5	947
3181, 3185	6	1144
3187 (Ch. 100.210, -1, -3)	5	938
3187A (Ch. 100.400)	5	947

SILVERTONE (Continued)

3195	5	938
3276, 3277	5	939, 949
3360, 3361	5	948
3364, 3365, 3366, 3368	5	948
3371, A, 3372, A, 3373, 3374, A, 3375, A	5	948
3376, 3377	5	948, 949
3378, 3379	5	948
3380	5	948
3389	5	948
3390, 3391, 3392, 3393	5	948
3395, A, 3396, A, 3397, 3398, 3399	5	948
4103	6	1141
4107, A	5	940
4108 (Ch. 456.200-1, -2, -3)	5	948
4108 (Ch. 528.271)	5	941
4108A (Ch. 528.271, -1, -2, -3, -4)	5	941
4109, A	6	1141
4110 (Ch. 528.302)	5	940
4110B (Ch. 132.08400)	6	1021
4111 (Ch. 528.264 -1, -2)	5	942
4111A (Ch. 528.291, -1, -2)	5	940
4112 (Ch. 528.303, -1)	5	941
4112B (Ch. 132.08500)	6	1021
4113 (Ch. 528.263 -1, -2)	5	942
4113A (Ch. 528.292-1)	5	941
4113B (Ch. 528.303, -1)	5	941
4114 (Ch. 528.264-2)	5	942
4114A, B (Ch. 528.291, -1, -2)	5	940
4114C (Ch. 528.302)	5	940
4115	5	942
4116 (Ch. 528.266)	5	942
4116W (Ch. 528.200-11, -12, -13, -21, -22, -23)	5	948
4117 (Ch. 528.266)	5	942
4117W (Ch. 528.200-11, -12, -13, -21, -22, -23)	5	948
4118 (Ch. 528.263-1, -2)	5	942
4118B (Ch. 528.292-1, -2, -3)	5	941
4118C (Ch. 528.303, -1)	5	941
4118W (Ch. 528.200-11, -12, -13, -21, -22, -23)	5	948
4119 (Ch. 528.263-2)	5	942
4119A (Ch. 528.303, -1)	5	941
4119W (Ch. 528.200-11, -12, -13, -21, -22, -23)	5	948
4124	5	940
4125	5	941
4126 (Ch. 528.264-1, -2)	5	942
4126A (Ch. 528.297)	5	940
4126B (Ch. 528.291-1, -2)	5	940
4126D (Ch. 528.302)	5	940
4127 (Ch. 456.200-21)	5	948
4127 (Ch. 528.263-1, -2)	5	942
4127A (Ch. 528.268)	5	950
4127C (Ch. 528.292, -1)	5	941
4127D (Ch. 528.302, -1)	5	941
4127W (Ch. 456.200-11, -12, -13, -21, -22, -23)	5	948

• Signifies coverage in this volume.

Name and Model or Chassis No.	Vol. No.	Chart No.

SILVERTONE (Continued)

Name and Model or Chassis No.	Vol. No.	Chart No.
4128 (Ch. 528.264-2)	5	942
4128A (Ch. 528.291)	5	940
4128B (Ch. 528.302)	5	940
4129 (Ch. 528.263-2)	5	942
4129A (Ch. 456.200-21)	5	948
4129A (Ch. 528.292, -1)	5	941
4129B (Ch. 528.303, -1)	5	941
4129W (Ch. 456.200-11, -12, -13, -21, -22, -23)	5	948
4131	5	942
4132 (Ch. 528.291-2)	5	940
4132B (Ch. 528.291-3)	5	940
4133 (Ch. 528.292-2, -3)	5	941
4133B (Ch. 528.292, -1, -2, -3, -4)	5	941
4135 (Ch. 528.292, -1, -2, -3)	5	941
4135B (Ch. 528.292, -1, -2, -3, -4)	5	941
4139 (Ch. 528.270)	5	942
4139A (Ch. 528.299, -1, -2)	5	940
4140 (Ch. 528.247, -1)	5	945
4140D (Ch. 528.266-1)	5	942
4140E (Ch. 528.300, -1, -2, -3)	5	941
4142 (Ch. 528.299-2, -3)	5	940
4142H (Ch. 528.32000, 528.32001)	6	1145
4143 (Ch. 528.247, -1)	5	945
4143D (Ch. 528.266-1)	5	942
4143H (Ch. 528.32201)	6	1146
4144	5	940
4145 (Ch. 528.247, -1)	5	945
4145D (Ch. 528.266-1)	5	942
4149 (Ch. 528.270)	5	942
4149E (Ch. 528.299-2, -3)	5	940
4149H (Ch. 528.32000, 528.32001)	6	1145
4150 (Ch. 528.247, -1)	5	945
4150D (Ch. 528.286)	5	942
4150E (Ch. 528.300-2, -3)	5	941
4150H (Ch. 528.32200)	6	1146
4152H	6	1145
4153 (Ch. 528.247, -1)	5	945
4153D (Ch. 528.286)	5	942
4153E (Ch. 528.300-3)	5	941
4153H (Ch. 528.32200)	6	1146
4155 (Ch. 528.247, -1)	5	945
4155D (Ch. 528.286)	5	942
4155E (Ch. 528.300-2, -3)	5	941
4155H (Ch. 528.32201)	6	1146
4283, 4285	5	948
4296	5	948
5100, A, AA	6	1141
5101 (Ch. 528.31300)	6	1141
5101 (Ch. 528.31500)	6	1142
5101A (Ch. 528.33800)	6	1142
5106 (Ch. 528.31700, 528.31701)	6	1141
5106A, AA, B (Ch. 528.33100)	6	1141
5106-2 (Ch. 549.16002, 549, 16004)	6	1147
5107, A, B	6	1142
5110, A, B, C, CC	6	1141
5111 (Ch. 528.302, -1)	5	940
5111B (Ch. 132.08400)	6	1021
5112, A, C	6	1142
5113 (Ch. 528.303-1)	5	941
5113B (Ch. 132.08500)	6	1021
5114 (Ch. 528.31800, 528.31801)	6	1141
5114B (Ch. 528.32900)	6	1141
5114C, D (Ch. 528.34500, 528.34501)	6	1141
5114-2, 5114-2W (Ch. 549.16000, 549,16002, 549,16003)	6	1147
5115 (Ch. 528.31600)	6	1142
5115A (Ch. 528.34200)	6	1142
5115B (Ch. 528.33900)	6	1142
5115C, D (Ch. 528.34600, 528.34601)	6	1142
5115-2 (Ch. 549.16005)	6	1148
5116 (Ch. 528.31800, 528.31801)	6	1141
5116B (Ch. 528.32900)	6	1141
5116C, D (Ch. 528.34500, 528.34501)	6	1141
5116-2 (Ch. 549.16000, 549,16002, 549.16003)	6	1147
5117, A, B, C, D	6	1142
5118	6	1145
5119 (Ch. 456.200-2)	5	948
5119 (Ch. 528.32100)	6	1146
5124, A, B	6	1141
5125	6	1142
5126, A, B, C, CC	6	1141
5127, A, B, C	6	1142
5128, B, C, D	6	1141
5129, A, B, C, D	6	1142
5130, B, C, D	6	1141
5131, A, B, C, D	6	1142
5132 (Ch. 528.31900, 528.31901)	6	1145
5132A, B (Ch. 528.34300, 528.34301, 528.34400)	6	1143
5133 (Ch. 456.200-21)	5	948
5133 (Ch. 528.32100)	6	1146
5133A, B	6	1143
5134, 5135, 5136, 5137	6	1143
5139	6	1145
5140 (Ch. 456.200-21)	5	948
5140 (Ch. 528.32200)	6	1146
5149	6	1145
5150 (Ch. 456.200-21)	5	948
5150 (Ch. 528.32202)	6	1146
5155	6	1146
5160	7•	1244
5160-2	6	1149
5161	7•	1261
5170	7•	1244
5171	7•	1261
6100 (Ch. 528.38800, 528.38801)	7•	1244
6100 (Ch. 528.42900, 528.43500, 528.43501, 528.43502)	7•	1261
6101	7•	1261
6104, 6105	7•	1242
6106 (Ch. 528.39000, 528.39001, 528.39002)	7•	1244
6106 (Ch. 528.43000, 528.43600, 528.43601, 528.43602)	7•	1261
6107	7•	1261
6108 (Ch. 528.39000, 528.39001, 528.39002)	7•	1244
6108 (Ch. 528.43000, 528.43600, 528.43601, 528.43602)	7•	1261
6109	7•	1261
6110 (Ch. 528.38202, 528.39203, 528.38204, 528.38205)	7•	1244
6110 (Ch. 528.43700, 528.43701)	7•	1261
6111, 6112, 6113	7•	1261
6114 (Ch. 528.38402, 528.38403, 528.38404)	7•	1244
6114 (Ch. 528.43800, 528.43801, 528.43802)	7•	1261
6115, Y	7•	1261
6116 (Ch. 528.38402, 528.38403, 528.38404)	7•	1244
6116 (Ch. 528.43800, 528.43801, 528.43802)	7•	1261
6117	7•	1261
6120 (Ch. 528.39100, 528.39101, 528.39102)	7•	1244
6120 (Ch. 528.43900, 528.43901)	7•	1261
6121	7•	1261
6122, 6123, 6124	7•	1259
6126 (Ch. 528.38200, 528.38201, 528.38203, 528.38204, 528.38205)	7•	1244
6126 (Ch. 528.43700, 528.43701)	7•	1261
6127	7•	1261
6128 (Ch. 528.38400, 528.38401, 528,38403, 528.38404)	7•	1244
6128 (Ch. 528.43800, 528.43801, 528.43802)	7•	1261
6129, A	7•	1261
6130 (Ch. 528.38400, 528.38401, 528.38403, 528.38404)	7•	1244
6130 (Ch. 528.35602, 528.35604, 528.43800, 528.43801, 529.43802)	7•	1261
6131, A	7•	1261
6132, 6133	7•	1259
6160	7•	1261
6161	7•	1261
6164, 6165, 6166, 6167	7•	1261
6170 (Ch. 528.37700, 528.37701, 528.37702)	7•	1244
6170 (Ch. 528.44000, 528.44001)	7•	1261
6171	7•	1261
6172 (Ch. 528.37702)	7•	1244
6172 (Ch. 528.44000, 528.44001)	7•	1261
6173	7•	1261
6174 (Ch. 528.38500, 528.38501, 528.38502, 528.38503)	7•	1259
6174 (Ch. 528.44200, 528.44201, 528.44900, 528.44901, 528.45000, 528.45001, 528.45200, 528.45201)	7•	1261
6175	7•	1259
6176 (Ch. 528.38500, 528.38501, 528.38502, 528.38503)	7•	1259
6176 (Ch. 528.44200, 528.44201, 528.44900, 528.44901, 528.45000, 528.45001, 528.45200, 528.45201)	7•	1261
6177	7•	1259
6184 (Ch. 528.38500, 528.38501, 528.38502, 528.38503)	7•	1259
6184 (Ch. 528.44200, 528.44201, 528.44900, 528.44901, 528.45000, 528.45001, 528.45200, 528.45201)	7•	1261
6185	7•	1259
6186 (Ch. 528.38500, 528.38501, 528.38502, 528.38503)	7•	1259
6186 (Ch. 528.44200, 528.44201, 528.44900, 528.44901, 528.45000, 528.45001, 528.45200, 528.45201)	7•	1261
6187	7•	1259
6190	7•	1244
6190A	7•	1261
6191, A	7•	1261
6192 (Ch. 528.35602, 528.35604, 528.43800, 528.43801)	7•	1261
6192 (Ch. 528.38400, 528.38401, 528.38403, 528.38404)	7•	1244
6192A (Ch. 528.45100)	7•	1244
6192A (Ch. 528.45900, 528.45901, 528.47600, 528.47700)	7•	1261
7100, A, AY, AZ, Y, Z, 7101, A, AY, AZ, Y, Z	7•	1296
7102, 7103, R, S, T	7•	1296

• Signifies coverage in this volume.

Name and Model or Chassis No.	Vol. No.	Chart No.
SILVERTONE (Continued)		
7106, 7107, 7108	7•	1261
7110, A, 7111, A, 7112, A	7•	1296
7113, A	7•	1296
7126, A, 7127, A	7•	1296
8130	1	166
8132	1	167
8133	1	167, 170
9111, 9112, 9113, 9114	1	11
9115, 9116	1	73
9119, 9120, A	1	168
9121, 9122 (Ch. 101.864 & 101.867)	1	167
9122A (Ch. 101.868)	2	365
9123, 9124	1	11
9125 (Ch. 478.252)	2	362
9125A (Ch. 478.253)	2	362
9125B (Ch. 478.253-1)	2	362
9126, 9127	1	11
9128A	2	365
9129, 9130	1	11
9131	1	71
9132	1	11
9133, 9134	1	169, 171
9139, 9140	1	11
41102, A	6	1141
41122, A	6	1142
41282A, B	6	1141
41292, A	6	1142
41302A	6	1141
41312, A	6	1142
Chassis		
100.043	2	363
100.107	2	363
100.111	3	573
100.120	3	579
100.208	4	768
100.209	4	771
100.210, -1, -3	5	938
100.400	5	947
100.425-2, -4, -6, -8	6	1144
101.829-1	1	167
101.846	1	170
101.854	1	167
101.859	1	171
101.864	1	167
101.865	1	168
101.865-1	1	168
101.866	1	169
101.867	1	167
101.868	2	365
110.499, -1, -2	1	11
110.700-1, -10, -40	3	572
110.700-90, -96, -100, -104	4	681
110.700-120	4	681
110.700-140	4	681
110.700-150	4	681
110.817-1, 110.820, -1	5	936
132.024, -1, -2, -3, -4, -5, -6, -31	4	770
132.035, -2	5	946
132.044	4	773
132.045, -1, -2	4	772
132.882	2	246
132.889, -1, -2	3	571
132.890	3	580
132.08400, 132.08500	6	1021
431.202	1	166
456.150-14, -18, -61	5	939
456.155	5	949
456.200-1, -2, -3, -11, -12, -13, -21, -22, -23, -111, -113, -114, -115, -121, -122, -123, -124, -125	5	948
456.31300, 456.31400	6	1141
456.31500, 456.31600	6	1142
456.31700, 456.31800	6	1141
456.32800, 456.32900	6	1141
456.33000, 456.33100	6	1141
456.33400, 456.33500	6	1143
456.33800, 456.33900	6	1142
456.34000, 456.34100	6	1141
456.34200	6	1142
456.34300, 456.34400	6	1143
456.34500, 456.34501, 456.34502, 456.34503	6	1141
456.34600, 456.34601, 456.34602, 456.34603	6	1142
456.35606	7•	1261
456.37300	7•	1261
456.37700	7•	1244
456.37900, 456.37901	7•	1261
456.38100	7•	1259
456.38200, 456.38204	7•	1244
456.38400, 456.38404	7•	1244
456.38500, 456.38503	7•	1259
456.38600	7•	1259
456.38700, 456.38702	7•	1244
456.38800, 456.38801	7•	1244
456.38900	7•	1261
456.39000, 456.39002	7•	1244
456.39100, 456.39101	7•	1244
456.39300	7•	1261
456.39400, 456.39402	7•	1259
456.39500	7•	1259
456.42001	7•	1261
456.42301	7•	1261
456.42400, 456.42401, 456.42403	7•	1261
456.42501	7•	1261
456.42600, 456.42601	7•	1259
456.42700, 456.42701	7•	1259
456.43500	7•	1244
456.43600	7•	1244
456.43700	7•	1244
456.43800	7•	1244
456.44000	7•	1244
456.44100	7•	1259
456.44200	7•	1259
456.45500	7•	1261
456.45600	7•	1261
456.45900	7•	1244
456.50001, 456.50003	7•	1296
456.50013	7•	1296
456.50020, 456.50021, 456.50023	7•	1296
478.210	1	71
478.221, 478.224	1	73
478.240	3	575
478.252, 478.253	2	362
478.253-1	2	362
478.257	2	361
478.289	2	359
478.302, 478.303, A	2	361
478.309	2	360
478.311	2	360
478.312	3	576
478.319	3	578
478.338	3	577
528.229	4	681
528.242, -1, -2	5	943
528.247, -1	5	945
528.248, -1, -2	5	943
528.249, -1	5	944
528.256	5	942
528.258	5	950
528.261	5	942
528.263, -1, -2	5	942
528.264, -1, -2	5	942
528.266, -1	5	942
528.268	5	950
528.270	5	942
528.271, -1, -2, -3, -4, -5	5	941
528.286	5	942
528.290, -1, -2	5	940
528.291, -1, -2, -3	5	940
528.292, -1, -2, -3, -4	5	941
528.297	5	940
528.299, -1, -2, -3	5	940
528.300, -1, -2, -3	5	941
528.302, -1	5	940
528.303, -1	5	941
528.631	4	769
528.631-1	5	937
528.632, -1, -2, -3, -4, -5	5	937
528.632A, -1, -2, -3, -5	5	937
528.31300, 528.31301	6	1141
528.31400, 528.31401	6	1141
528.31500, 528.31600	6	1142
528.31700, 528.31701	6	1141
528.31800, 528.31801	6	1141
528.31900, 528.31901	6	1145
528.32000, 528.32001	6	1145
528.32100, 528.32200, 528.32201, 528.32202	6	1146
528.32800, 528.32900	6	1141
528.33000, 528.33100	6	1141
528.33400, 528.33500, 528.33501	6	1143
528.33800, 528.33900	6	1142
528.34000, 528.34100	6	1141
528.34200	6	1142
528.34300, 528.34301, 528.34400	6	1143
528.34500, 528.34501	6	1141
528.34600, 528.34601	6	1142
528.34700, 528.34800, 528.34801	6	1141
528.35001, 528.35002, 528.35003	7•	1261
528.35301, 528.35302, 528.35303, 528.35304, 528.35305	7•	1261
528.35601, 528.35602, 528.35603, 528.35604, 528.35605, 528.35606	7•	1261
528.37300, 528.37301	7•	1261
528.37700, 528.37701, 528.37702	7•	1244
528.38100, 528.38101, 528.38102	7•	1259
528.38200, 528.38201, 528.38202, 528.38203, 528.38204, 528.38205	7•	1244
528.38400, 528.38401, 528.38402, 528.38403, 528.38404	7•	1244
528.38500, 528.38501, 528.38502, 528.38503	7•	1259
528.38600, 528.38601, 528.38602	7•	1259
528.38700, 528.38701, 528.38702	7•	1259
528.38800, 528.38801	7•	1244
528.39000, 528.39001, 528.39002	7•	1244
528.39100, 528.39101, 528.39102	7•	1244
528.39200	7•	1244
528.39300	7•	1261
528.39400, 528.39401, 528.39402	7•	1259
528.39500, 528.39501, 528.39502	7•	1259
528.42000, 528.42001, 528.42002	7•	1261
528.42100, 528.42101, 528.42102, 528.42103	7•	1261
528.42300, 528.42301, 528.42302	7•	1261
528.42400, 528.42401, 528.42402, 528.42403, 528.42404, 528.42405, 528.42406, 528.42407	7•	1261
528.42500, 528.42501, 528.42502, 528.42503	7•	1261
528.42600, 528.42601, 528.42602, 528.42603	7•	1259
528.42700, 528.42701, 528.42702	7•	1259
528.42800, 528.42801, 528.42802	7•	1259
528.42900	7•	1261
528.43000	7•	1261
528.43500, 528.43501, 528.43502	7•	1261
528.43600, 528.43601, 528.43602	7•	1261
528.43700, 528.43701	7•	1261
528.43800, 528.43801, 528.43802	7•	1261
528.43900, 528.43901	7•	1261
528.44000, 528.44001	7•	1261
528.44100, 528.44101	7•	1259
528.44200, 528.44201	7•	1259
528.44300, 528.44301	7•	1259
528.44900, 528.44901	7•	1261
528.45000, 528.45001	7•	1261
528.45100	7•	1244
528.45200, 528.45201, 528.45202	7•	1261
528.45500, 528.45501	7•	1261
528.45600, 528.45601	7•	1261
528.45900, 528.45901	7•	1261
528.47600	7•	1261
528.47700, 528.47701, 528.47702, 528.47703	7•	1261

• Signifies coverage in this volume.

Name and Model or Chassis No.	Vol. No.	Chart No.
SILVERTONE (Continued)		
528.50000, 528.50002	7•	1296
528.50001, 528.50012, 528.50014	7•	1296
528.50020, 528.50021, 528.50022	7•	1296
528.50030	7•	1296
549.100, -1	1	93
549.100-3	3	570
549.100-4	2	297
549.100-5, -6, -7, 8, -9	3	570
549.16000, 549.16002, 549.16003, 549.16004	6	1147
549.16005	6	1148
549.16100	6	1149
549.20030, 549.20031, 549.20032, 549.20033, 549.20034	7•	1242
SONORA		
WXTU-700, WXTUA-700A	1	172
305	3	522
323, 324, 325, 332	3	522
350, 351	4	718
352	4	717
413, 414, 415, 416	5	951
421, 422, 423, 424, 425, 426, 428, 429	5	951
518	7•	1342
523	7•	1342
527	7•	1342
529, 530	7•	1342
533	7•	1342
558	7•	1342
560	7•	1347
565	7•	1336
567	7•	1347
576	7•	1336
577, 578	7•	1347
587, 588	7•	1342
605	7•	1336
606	7•	1317
613	7•	1336
615	7•	1317
SPARTAN		
21 Series	7•	1318
111 Series	7•	1350
115 Series	7•	1297
116 Series	7•	1299
Chassis		
CMUA458CB	7•	1350
CMUA465BB, CMUA466BB	7•	1297
CMUA469BB	7•	1297
CMUA473BB	7•	1297
CMUA475BB, CMUA476BB	7•	1299
CMUA479BB, CMUA480BB, CMUA481B	7•	1299
CTA458CB	7•	1350
CTA465BB, CTA466BB	7•	1297
CTA469BB	7•	1297
CTA473BB	7•	1297
CTA475BB, CTA476BB	7•	1299
CTA479BB, CTA480BB, CTA481BB	7•	1299
U21-01AA, U21-02AA, U21-03AA, U21-04AA	7•	1318
V21-01AA, V21-02AA, V21-03AA, V21-04AA	7•	1318
SPARTON		
10T201, 11T209, 11T210, 11T309, 12A203, 12A204, 12A209, 12A210, 12A309	5	952
13C505, 13C506	6	1150
14A203, 14A204	5	952
16A211	6	1151
17A203, 17A204	6	1152
18A203, 18A204	6	1152
19A203, 19A204, 19A209, 19A210	6	1152
20T203, 20T204, 20T209, 20T210	6	1152
20T403, 20T404	6	1152
21CL12, U, 21CL13, U	6	1153

Name and Model or Chassis No.	Vol. No.	Chart No.
SPARTON (Continued)		
21CM11, U, 21CM12U, 21CM13, U	6	1153
21TL10, U, 21TM10, U	6	1153
21T203, 21T204	6	1152
22A403, 22A404	6	1152
23A205, 23A206	6	1150
24T201, 24T202, 24T301	6	1152
4900TV	1	173, 174, 175
4916, 4917, 4918	1	175, 176, 177
4920, 4921, 4922	1	175, 176, 177
4935	1	178
4939TV, 4940TV, 4941TV	1	173, 175
4942	1	178
4944, 4945	1	175, 177
4951, 4952	1	173, 175
4954, 4960	1	178
4964, 4965	2	366
5002, 5003, 5006, 5007	2	367
5006X, 5007X	2	367
5010, 5011, 5014, 5015	2	369
5025, BA, 5026	3	581
5029, 5030	3	581
5035, 5036, 5037	3	581
5056, 5057	2	369
5060	3	581, 582
5064, 5065	2	366
5068, 5069	1	173
5071, 5072	2	369
5075BA, 5076, BA, BB, 5077, BA, BB, 5079, B, 5080, C	3	581
5082, 5083	3	581, 582
5085, 5086	3	583
5088, 5089	3	581, 582
5101, 5102, 5103, 5104, 5105	3	581
5152, 5153, 5154	3	581
5155, 5156, 5157, 5158	3	581
5165X, 5166X	4	774
5170, 5171	3	584
5175X, 5178X	4	774
5182, 5183, 5188, 5189	3	581
5191, 5192	3	584
5207, 5208, 5210	4	775
5212	4	776
5220, 5225, 5226	4	775
5240, 5241	4	777
5250, 5252, 5253	4	776
5262, 5263, 5265, 5267, 5268, 5270, 5271, 5272, 5273	4	775
5280, 5281	4	777
5288, 5289, 5291, 5292, 5293, 5294, 5295, 5296A, 5297A, 5298, 5299	4	778
5301	4	777
5325, A, 5326, A	5	953
5340, 5341	4	777
5342A, 5343A	5	954
5362, A, 5363, A	5	953
5380, 5381	4	777
5382A, B, 5383A, B, 5384A	5	954
5386A, B, 5387B	5	954
10352, A, 10353, A	5	954
11322, 11324	4	777
14342	5	954
15312, 15314	4	777
22312, 22313	5	955
23322, 23323	5	955
24542, 25544	5	956
26542, 26544	5	956
39312, 39313	5	955
40312, 40313	5	955
41322, 41323	5	955
43342	5	955
44342	5	955
47352, 47353	5	955

Name and Model or Chassis No.	Vol. No.	Chart No.
SPARTON (Continued)		
48352, 48353	5	955
Chassis		
CTV-2	6	1151
2RD190	3	583
2SD201	3	584
3TA10	1	175
3TB10, 3TL10, 3TM10	1	177
3TV9, C	1	175
6S10	1	176
8W10	3	582
9L8A	1	175
15V215, P, T	6	1153
16U215, P, T	6	1153
19TS10, A	2	369
21S172	4	776
21S173-D	4	777
21S212	4	777
21S213, A	4	777
22V174	5	952
22V174B	6	1152
22V214	5	952
22V214B	6	1152
22V244B	6	1150
23TB10	2	366
23TC10	1	178
23TD10	2	367
23U174B	6	1152
23U214	5	952
23U214B	6	1152
23U244B	6	1150
24TB10	1	177
24TL10	1	177
24TM10	1	177
24TV9, C	1	173
25CD202	4	778
25D173A	5	953
25RD190	3	583
25SD201	3	584
25TK10A	2	367
26SD160, 26SD170, P, X, XP	3	581
26SD171	4	774
26SD172, A	4	775
26SD172C	4	775
26SS160, B, L	3	581
26SS170, D	3	581
26SS170P	3	581
26SS172, A, B, C	4	775
27D173	5	953
27D213, A	5	954
27D214	5	955
27D273	5	956
29U213	5	953
29U214	5	955
29U273	5	956
STARRETT		
Gotham	2	229, 373, 374
Henry Hudson, Henry Parks	2	370
John Hancock	2	371
Nathan Hale	2	372
Robert E. Lee	2	370
17BM1, 20BM1, 27BM1, 29AM1, 30BM1, 37BB1, 39AM1	3	585
STEWART-WARNER		
AVC1, AVC2, AVT1	1	179
T-711, M, T-712, TRC-721	1	180
17T-9380A	5	957
17T-9620	6	1154
21C-9210C	4	779
21C-9211D, E, F, G	4	780
21C-9300E, F, G, K, KB, L, LB, M, MB, P	5	958
21C-9325F, G	5	959
21C-9340E, K, KB, L, LB, M, MB, P	5	959
21C-9600K, KB, L, LB, M, MB, P	6	1155
21C-9630C, CB, D	6	1154
21C-9700W, WB, X, XB	6	1156
21C-9740L, W, WB, X	6	1157
21T-9210A	4	779
21T-9211B, C	4	780
21T-9300A, AA, B, D, H, HA, R, RB, S, T	5	958

• Signifies coverage in this volume.

• Signifies coverage in this volume.

Name and Model or Chassis No.	Vol. No.	Chart No.
SYLVANIA (Continued)		
375 Series	5	971
375 "U" Series	5	971
376 Series	5	971
376 "U" Series	5	971
377 Series	5	971
377 "U" Series	5	971
386B, BU, M, MU	5	973
401 Series	5	970
401 "U" Series	5	970
410 Series, 410 "U" Series	6	1163
420 Series	5	970
420 "U" Series	5	970
421 Series	5	970
421 "U" Series	5	970
425 Series	5	970
425 "U" Series	5	970
500 Series	5	970
500 "U" Series	5	970
510 Series	6	1161
511 Series	6	1164
513 Series	6	1161
514 Series, 514 "U" Series	6	1163
515 Series	5	970
515 "U" Series	5	970
520 Series, 521 Series	6	1161
525 Series, 525 "U" Series	6	1161
526 Series	6	1161
527 Series	5	971
527 "U" Series	5	971
529 Series, 529 "U" Series	6	1163
571 Series, 573 Series, 575 Series, 576 Series, 577 Series	6	1161
596B, BU, M, MU	6	1162
612 Series, 612 "U" Series	6	1160
613 Series	6	1161
614 Series, 614 "U" Series	6	1160
620 Series, 621 Series	6	1161
622 Series, 622 "U" Series	6	1160
626 Series	6	1161
670 Series	6	1161
675 Series, 676 Series, 677 Series	6	1161
696	6	1162
1110X, 1210X	3	599
2130B, M, W, 2140B, M	2	387
2221M	3	600
4120M, 4130B, E, M, W	2	386
5130B, M, W, 5140B, M	2	387
5150M	3	601, 602
6110X, 6120B, M, W, 6130B, M, W	2	386
6140M	2	387
7110X, XB, XF	2	386
7110XFA	3	601
7111MA, 7120B, BF, M, MF	2	386
7120MFA	3	601
7120W, WF	2	386
7130B, BF, E, M, MF	2	386
7130MFA	3	601
7130W, WF	2	386
7140M, W	2	387
7140MA, WA	3	601
7150M, 7160B	3	601, 602
Chassis		
1-108	1	190
1-139	1	189
1-168	1	189
1-186	2	383
1-231	2	384, 385
1-260	2	386
1-261	2	386
1-271	2	387
1-274	3	601
1-290	2	387
1-329	3	599
1-356	2	387
1-357	3	601
1-366, 1-366-66	2	386
1-381	3	599
1-387	3	600
1-387-1	3	597
1-437	3	601
1-437-1	3	601
1-437-3	4	789
SYLVANIA (Continued)		
1-441	2	386
1-442	3	601
1-462	2	387
1-462-1	3	597
1-502-1	3	598
1-502-2	3	598
1-504-1, -2, -4	5	969
1-507-1	4	788
1-508-1, -2	4	785
1-510-1, -2, -4	5	969
1-512-1, -2	5	973
1-513-1, -2, -3, -4	5	972
1-514-1, -3, -4, -5, -6	5	970
1-518-1, -2, -3, -5, -6	5	971
1-520-0, -1, -3, -4, -5, -6, -7, -8	5	970
1-521-1, -2, -3, -6, -7, -8	6	1163
1-522-1, -2, -3, -6	6	1162
1-526-1, -3, -4, -5, -6	6	1160
1-527-1, -2	6	1164
1-530-1, -2, -3, -4, -5, -6	6	1163
1-532-1, -2	7•	1255
1-532-3, -4, -5, -6, -7, -9, -0	7•	1303
1-533, -1, -2, -5	7•	1223
1-533-3, -4, -7, -8, -9	7•	1333
1-603-1	4	791
TECHMASTER		
1930	3	603
TELECRAFT		
30T14A-056	2	235
38T12A-058	2	399
317T3	1	15
318T4, 318T4-872	1	20
318T6A, 318T6A-950	1	20
318T9A-900	1	20
321MS39A	5	814
518T6A	1	20
518T9A-918, 518T10A-916	1	20
2318T6A-954	1	20
2318T9A-912	1	20
2321MS39A	5	814
TELE-KING		
K21, K72, K73L	4	659
K74	5	974
KC21	4	659
KC71	4	659
KD21M, KD22B	4	659
KD71, KD72B	4	659
T-516	3	604
114, 116, C, 117, C, CA, CAF, LO	3	604
162	3	605
172, 174	3	606
201, 202, 203	3	606
210, 310	1	193
410	1	192
416	3	605
510, 512	1	192
516	3	604
612, 710, 712	1	192
716	3	605
816-3CR	3	605
916C, CAF	3	605
919C, CAF	3	604
920, 1014, 1016	3	606
TELE-TONE		
TV-149	1	194
TV-170	1	197
TV-208, TR	1	199
TV-209, TV-210	1	71
TV-220	1	73
TV-245, TV-246	1	198
TV-249	1	71
TV-250, TV-254	1	195
TV-255, TV-256	1	198
TV-259, TV-282	1	71
TV-283, TV-284, TV-285, TV-286, TV-287, TV-288	1	196
TV-300, TV-301	2	388
TV-304, TV-305	2	388
TV-306, TV-307	2	389
TV-308	2	390
TV-314	2	391
TV-315	2	437
TELE-TONE (Continued)		
TV-316, TV-317	2	392
TV-318, TV-322, TV-323	2	393
TV-324, TV-325, TV-326, TV-328, TV-329	2	394
TV-330, TV-331, TV-332, TV-333	2	395
TV-335, TV-336, TV-340, TV-345, TV-348, TV-349, TV-352	2	394
TV-355, TV-357	2	395
TV-358, TV-359	2	394
TV-360, TV-365, TV-374	2	395
Chassis		
TAA, TAB	2	437
TAC	2	390
TAH	2	392
TAJ	2	391
TAM	2	393
TAO	2	395
TAP, -1, -2	2	394
TS	1	198
TW, TX	2	388
TY, TZ	2	389
8001, 8002, 8003	2	395
TEMPLE		
TV-1776, TV-1777, TV-1778, TV-1779	1	200
TRAD		
C-2020, C-2420, CD-2020	4	640
T20, A	3	607
T1720	4	640
T1853, A	4	641
TRANSVISION		
A	2	396
A-3	3	608
A-4	4	793
WRS-3	2	397
TRANSVUE		
17XC, 17XT, 20XC, 20XT	3	510
601, 610	2	353
1400, 1700C, 2000C	3	510
TRAV-LER		
10T	1	201
12L50, A	2	398
12T	1	201
14B50, A, 14C50, A, 16G50, A, 16R50, A	2	398
16T	1	201
16T50, A	2	398
20A50	3	609
62R50, 63R50	3	610
64R50, -1, -2, 65G50, -1, -2, 75A50, -1, -2	3	609
114-1A, -2, 117-3, -4, -6, 119-5	3	610
217-10, -11, -12, -14	4	794
217-15, -16	4	795
217-25, -27	4	795
217-32, -33, -37	4	795
217-331, -371	4	795
219-8A, -8B	3	610
220-9, -9A, -9B	4	794
220-22, 220-23, 220-26	4	795
220-34, -35	4	795
221-24, -27	4	795
221-36	4	795
317-33, -37	4	795
317-44, A	5	975
317-47	5	975
317-60, -62	4	795
320-35, -36	4	795
321-46, -48	5	975
321-54, 321-55	5	975
321-63	4	795
321-460, 321-480, 321-540	5	975
517-82	6	1165
517-82U	6	1167

• Signifies coverage in this volume.

Name and Model or Chassis No.	Vol. No.	Chart No.
TRAV-LER (Continued)		
517-106, 517-107 (Ch. 520A5, 520B5, 520BD5)	7•	1273
517-106, 517-107 (Ch. 520C5)	7•	1262
521-74	6	1165
521-79, 521-80, 521-81	6	1165
521-79U, 521-80U, 521-81U	6	1167
521-R90, 521-R91	6	1165, 1166
521-R90U, 521-R91U	6	1167, 1166
521-111, 521-112 (Ch. 520A5, 520B5, 520BD5)	7•	1273
521-111, 521-112 (Ch. 520C5)	7•	1262
617-33, -34 (Ch. 627A6)	7•	1290
617-73 (Ch. 627-16)	7•	1281
620-20, -21, -25, -26 (Ch. 412M6)	7•	1278
620-20U, -21U, -22U, -25U, -26U (Ch. 421E5, 421G5, 421M6)	7•	1267
621-30, -31, -32, -R40 (Ch. 627A6)	7•	1290
621-74, -75, -76 (Ch. 627-16)	7•	1281
3210-60, 3210-61	5	975
5210-60, 5210-61	6	1165
5210-60U, 5210-61U	6	1167
Chassis		
11A2	3	610
32A1, 32A2	3	610
33A2, 34A2	4	795
35B2	4	795
46A3, 46A4, 46B3	5	975
412E4, 412E5	6	1165
412G5	6	1165, 1166
417E4, 417E5	6	1167
417G5	6	1167, 1166
421E5, 421G5, 421M6	7•	1267
520A5, 520B5, 520BD5	7•	1273
520C5	7•	1262
627A6	7•	1290
627-16	7•	1281
TRUETONE		
D1090	2	256
D1092	2	285
D1990	1	17
D1991, B	1	15
D1992	1	17, 18
D1993, B	1	15
D1994	1	15, 16
D1996	1	24
D1997A, D1998A	1	20
D2044, D2047	1	158
D2050A	1	20
D2204	1	158
D2983	1	24
D2985	1	19
D2987	1	17
D2988, D2989	1	14
D2990	1	91
2D1088A	2	399
2D1089A	2	400
2D1089B	3	612
2D1091	3	613
2D1093A	2	401, 402B
2D1094A	2	401, 402A
2D1095	3	614
2D1185A, B, C, D	3	615
2D1190A, B	3	616
2D1194A	3	448, 617
2D1224A	3	560
2D1230B, C	4	683
2D1235A, B	4	796
2D1303A	5	976
2D1315A	4	797
2D1316A	5	977
2D1325A	4	797
2D1326A	5	977
2D1330A	4	683
2D1331A, B, C, D	5	814
2D1336A	5	830

Name and Model or Chassis No.	Vol. No.	Chart No.
TRUETONE (Continued)		
2D1344A, B	5	978, 979
2D1352A	5	947
2D1353A (Series A Thru M)	5	831
2D1354A	4	779
2D1358A	5	980
2D1359A (Series A, C, D, E)	5	981
2D1411A, B, C	6	1060
2D1415A, 2D1416A, 2D1426A	5	982
2D1430A, B	4	683
2D1430C	5	983
2D1430D, E	6	1071
2D1431A	6	1168
2D1511A	6	1169
2D1512A, 2D1514A, B	7•	1205
2D1520, 2D1521A, 2D1522A	7•	1210
2D1524A	7•	1205
2D1530A, B, 2D1532A, B	7•	1231
2D1534A, 2D1536A	6	1172
2D1633A	7•	1231
2D1634A	7•	1220
2D1636A	7•	1220
2D1715A, 2D1716A	6	1135
2D1734A, B, C, 2D1735A, B, C, 2D1736A, B	7•	1329
2D2043A, 2D2047B	3	613
2D2052	3	614
2D2053	3	618
2D2149A	3	469
2D2219A	4	756
2D2301A, 2D2302A	5	984
2D2312A	4	797
2D2313A	5	977
2D2313C	5	982
2D2314A	4	797
2D2315A	5	977
2D2321A	4	797
2D2333A, B	4	683
2D2334A	5	814
2D2414A, 2D2415A, 2D2422A, 2D2422B	5	982
2D2423A, 2D2424A, B, 2D2425A, 2D2426A	6	1011
2D2427A	6	1056
2D2431C	6	1170
2D2433A	4	683
2D2433B	6	1171
2D2520A, B	7•	1280
2D2524A	7•	1213
2D2525A, B	7•	1205
2D2526A, 2D2527A, 2D2528A	7•	1210
2D2530A, B	7•	1231
2D2534A	6	1172
2D2634A	7•	1220
2D2720A, B	7•	1334
2D2734A, B, C	7•	1329
2D3775A, B	7•	1340
U. S. TELEVISION		
T-10823	1	202
VIDEODYNE		
10FM, 10TV, 12FM, 12TV	1	203
VIDEOLA		
VS-160, -161, -165, -166, -167, -168	2	403
VIDEO PRODUCTS		
530-DX Series	5	985
630-DXC, -DX24C, -K3C, -K24C	4	766
VISION MASTER		
14MC, MT, 16MC, MT, MXC, MXCS	3	520
16MXT, MXTS	3	520
17MC, MT, MXC, MXCS, MXT, MXTS	3	520
WALSCO		
PC-9	6	1027
WELLS-GARDNER		
317GS34C-218, -220, -278	4	661

Name and Model or Chassis No.	Vol. No.	Chart No.
WELLS-GARDNER (Continued)		
321A59C-A-504, 321A59C-A-554	7•	1231
321A59CT-A-504, 321A59CT-A-554	7•	1231
321A59U-A-504, 321A59U-A-554	7•	1231
321A59UT-A-504, 321A59UT-A-554	7•	1231
321A61C-A-522, 321A61C-A-578	7•	1220
321A61U-A-522, 321A61U-A-578	7•	1220
321A63-B-622, 321A63U-B-622	7•	1329
321A63-B-678, 321A63U-B-678	7•	1329
321A63-B-680, 321A63U-B-680	7•	1329
321AM49-A-436, 321AM49-A-470	6	1057
321AM50-A-432, 321AM50-A-486	6	1059
321AM51-A-432, 321AM51-A-486	6	1171
321AM55-A-432-1, 321AM55-A-486-2	6	1172
321AM56-A-432-1, 321AM56-A-486-2	6	1172
321AM57-A-436-1, 321AM57-A-470-1	6	1057
321AM58 Series	7•	1206
321A557-A-436-1, 321A557-A-470-1	6	1057
321A558 Series	7•	1206
321GM44-A-462, 321GM44-A-464	6	1168
321GM44-B-462, 321GM44-B-464	6	1168
321GM47-486	6	1173
321MS31C-222, -224, -272, -274, -276, -280, -282, -284	4	662
321MS39-322, -372-2, -376-1	5	814
324A59C-A-576, 324A59CT-A-576	7•	1231
324A59U-A-576, 324A59UT-A-576	7•	1231
1321MS31C-206	4	662
2321A59C-A-508, 2321A59C-A-556	7•	1231
2321A59CT-A-508, 2321A59CT-A-556	7•	1231
2321A59U-A-508, 2321A59U-A-556	7•	1231
2321A59UT-A-508, 2321A59UT-A-556	7•	1231
2321A61C-A-580	7•	1220
2321A61U-A-580	7•	1220
2321A63-B-680, 2321A63-B-681	7•	1329
2321AM49-A-438, 2321AM49-A-494	6	1057
2321AM50-A-488-1	6	1059
2321AM51-A-488	6	1171
2321AM55-A-488-2	6	1172
2321AM56-A-488-2	6	1172
2321AM57-A-438-1, 2321AM57-A-494-1	6	1057
2321AS57-A-438-1, 2321AS57-A-494-1	6	1057
2321GM47-488	6	1173
2321MS39-324, -370, -396-1	5	814
2324A59C-A-560	7•	1231
2324A59CT-A-560	7•	1231
2324A59U-A-560	7•	1231
2324A59UT-A-560	7•	1231
WESTERN AUTO (See Truetone)		
WESTINGHOUSE		
H-14T170, A, H-14T171, A, H-14T172, A	7•	1343
H-14TU170, A, H-14TU171, A, H-14TU172, A	7•	1343
H-17T175, C, H-17T176, H-17T177	7•	1345
H-17TU175, H-17TU176, H-17TU177	7•	1345
H-21K111, H-21K112	7•	1327
H-21K111A, H-21K112A, B	7•	1352

• Signifies coverage in this volume.

Name and Model or Chassis No.	Vol. No.	Chart No.

WESTINGHOUSE (Continued)

Name and Model or Chassis No.	Vol. No.	Chart No.
H-21K113	7•	1327
H-21K113B	7•	1352
H-21K114	7•	1327
H-21K114B	7•	1352
H-21K115, H-21K116	7•	1327
H-21K185, A, B, C, E, H-21K186, A, B, H-21K187, A, B	7•	1352
H-21K194, C	7•	1352
H-21KR113A, F, H-21KR114A, F	7•	1352
H-21KR115A, H-21KR116A	7•	1352
H-21KR188, A, B, H, H-21KR189, A	7•	1352
H-21KR190, H-21KR191	7•	1352
H-21KRU188, A, C, H-21KRU189A, C	7•	1352
H-21KRU190, H-21KRU191	7•	1352
H-21KU111	7•	1327
H-21KU111A	7•	1352
H-21KU112	7•	1327
H-21KU112A, B	7•	1352
H-21KU113	7•	1327
H-21KU113A	7•	1352
H-21KU114	7•	1327
H-21KU114A, B	7•	1352
H-21KU115	7•	1327
H-21KU115A	7•	1352
H-21KU116	7•	1327
H-21KU116A	7•	1352
H-21KU185, H-21KU186, A, H-21KU187, A	7•	1352
H-21T101	7•	1327
H-21T101B	7•	1352
H-21T104, H-21T105, H-21T106	7•	1327
H-21T107	7•	1327
H-21T107A	7•	1352
H-21T108	7•	1327
H-21T108A	7•	1352
H-21T180, A, B, D	7•	1352
H-21T185, B	7•	1352
H-21TR181, A, C, H-21TR182, A, B, C	7•	1352
H-21TR183A, B, C, H-21TR184A, C	7•	1352
H-21TR188	7•	1352
H-21TRU181, A, H-21TRU182, A	7•	1352
H-21TRU183, A, H-21TRU184A	7•	1352
H-21TU101	7•	1327
H-21TU101A	7•	1352
H-21TU104, H-21TU105, H-21TU106	7•	1327
H-21TU107	7•	1327
H-21TU107A	7•	1352
H-21TU108	7•	1327
H-21TU108A	7•	1352
H-21TU180A	7•	1352
H-21TU185A	7•	1352
H-22T155, H-22T156, H-22T157A	7•	1348
H-24K122	7•	1327
H-24K125, H-24K126, H-24K127, H-24K128	7•	1327
H-24K126B, E, H-24K127B, H-24K128B	7•	1352
H-24K130	6	1197
H-24KR126A, F, H-24KR127F	7•	1352
H-24KRU127B, H-24KRU128B	7•	1352
H-24KU122	7•	1327
H-24KU125, H-24KU126	7•	1327
H-24KU126A, B	7•	1352
H-24KU127, H-24KU128	7•	1327
H-24KU130	6	1197
H-24T117, H-24T118, H-24T119, H-24T120, H-24T121	7•	1327
H-181	1	130
H-196, A (Ch. V-2130-1)	1	204
H-196A (DX) (Ch. V-2130-11DX or V-2130-12DX)	1	206
H-207A (Ch. V-2130-1)	1	204, 205
H-207A (DX) (Ch. V-2130-11DX or V-2130-12DX)	1	205, 206

WESTINGHOUSE (Continued)

Name and Model or Chassis No.	Vol. No.	Chart No.
H-207B (DX) (Ch. V-2130-21DX or V-2130-22DX)	1	205, 206
H-216, A (Ch. V-2146-05, -45)	1	207, 209
H-217, A (Ch. V-2146-11DX)	1	205, 207, 208
H-217B (Ch. V-2146-35DX)	1	205, 207, 208
H-223 (Ch. V-2150-01, -02)	1	210
H-225 (DX) (Ch. V-2130-31DX or V-2130-32DX)	1	206
H-226 (Ch. V-2146-21DX, -25DX)	1	207, 208
H-231 (Ch. V-2150-51)	2	404, 404A, 404B
H-242 (Ch. V-2150-31)	1	211
H-251 (Ch. V-2150-81, -82, -84)	2	404
H-600T16 (Ch. V-2150-61)	2	405
H-601K12, H-602K12 (Ch. V-2150-41)	2	405
H-603C12 (Ch. V-2151-01)	2	406, 407
H-604T10, A (Ch. V-2150-91A, -94, -94A)	2	408
H-605T12 (Ch. V-2150-101)	2	409
H-606K12, H-607K12 (Ch. V-2150-111)	2	410
H-608C12 (Ch. V-2152-01)	2	406, 407
H-609T10 (Ch. V-2150-94C)	2	411
H-610T12 (Ch. V-2150-136)	2	412
H-611C12 (Ch. V-2152-16)	2	413
H-613K16 (Ch. V-2150-146)	2	414
H-614T12 (Ch. V-2150-136)	2	412
H-615C12 (Ch. V-2152-16)	2	413
H-617T12 (Ch. V-2150-176, U, 177U)	2	415
H-618T16 (Ch. V-2150-186, A, C, CA)	2	415
H-619T12, U (Ch. V-2150-176, U, -177U)	2	415
H-620K16 (Ch. V-2150-186, A, C, CA)	2	415
H-622K16 (Ch. V-2150-186, A, C, CA)	2	415
H-625T12 (Ch. V-2150-197)	2	416
H-626T16, H-627K16 (Ch. V2171 & V2172)	2	417
H-628K16, H-629K16 (Ch. V2171)	2	417
H-630T14 (Ch. V-2176)	2	417
H-633C17, H-634C17 (Ch. V-2173)	2	418, 419
H-636T17 (Ch. V-2175)	2	417
H-637T14 (Ch. V-2177)	2	417
H-638K20 (Ch. V-2178)	3	619
H-639T17 (Ch. V-2192, -1)	3	620
H-640T17 (Ch. V-2175-3, -4)	3	620
H-640T17A (Ch. V-2192, -1, -2, -3, -4, -5, -6)	3	620

WESTINGHOUSE (Continued)

Name and Model or Chassis No.	Vol. No.	Chart No.
H-641K17 (Ch. V-2175-1, -5)	3	620
H-641K17A (Ch. V-2192, -1, -2, -3, -4, -5, -6)	3	620
H-642K20 (Ch. V-2178-1, -3)	3	619
H-642K20A (Ch. V-2194, A, -1)	3	621
H-643K16 (Ch. V-2179, -1)	3	622
H-646K17 (Ch. V-2192)	3	620
H-647K17 (Ch. V-2175-3)	3	620
H-648T20 (Ch. V-2201-1)	3	623
H-649T17 (Ch. V-2192-4)	3	620
H-649T17 (Ch. V-2200-1)	3	623
H-650K21 (Ch. V-2192-4)	3	620
H-650T17 (Ch. V-2192-4)	3	620
H-650T17 (Ch. V-2200-1)	3	623
H-651K17 (Ch. V-2192)	3	620
H-651K17 (Ch. V-2200-1)	3	623
H-652K20 (Ch. V-2194-2, -3)	3	619
H-652K20 (Ch. V-2201-1)	3	623
H-653K24 (Ch. V-2202-2 & V-2210-1)	3	624
H-654T17 (Ch. V-2175-3, -4 & V-2192, -1)	3	620
H-655K17, H-656K17	3	623
H-657K17 (Ch. V-2200-1)	3	623
H-657K17 (Ch. V-2192-4, -5, -6)	3	620
H-658T17 (Ch. V-2192, -1)	3	620
H-659T17 (Ch. V-2204-1)	3	623
H-660C17, H-661C17 (Ch. V-2203-1)	3	625, 626
H-662K20 (Ch. V-2201-1)	3	623
H-663T17 (Ch. V-2192-2)	3	620
H-663T17 (Ch. V-2204)	3	623
H-664K17 (Ch. V-2200-1)	3	623
H-665T16 (Ch. V-2206-1)	3	623
H-667T17, H-668T17 (Ch. V-2216)	4	798
H-678K17, H-679K17 (Ch. V-2216, -1, -2, -3)	4	798
H-688K24 (Ch. V-2219-1)	4	799
H-699K17 (Ch. V-2216-2, -3)	4	798
H-700T17, H-701T17 (Ch. V-2216-2, -3)	4	798
H-702K17, H-703K17 (Ch. V-2216-2, -3)	4	798
H-704T17 (Ch. V-2216-2)	4	798
H-704T17 (Ch. V-2216-5)	4	800
H-705K17 (Ch. V-2216-2, -3)	4	798
H-706T16 (Ch. V-2207-1)	4	801
H-708T20 (Ch. V-2220-1, -3, -11)	4	801
H-710T21 (Ch. V-2217-4, -5)	4	800
H-711T21 (Ch. V-2217-4, -5)	4	800
H-714K21, H-715K21 (Ch. V-2217-4, -5)	4	800
H-718K20 (Ch. V-2220-2)	4	801
H-720K21, H-721K21 (Ch. V-2217-4, -5)	4	800

• Signifies coverage in this volume.

Name and Model or Chassis No.	Vol. No.	Chart No.
WESTINGHOUSE (Continued)		
H-722K21, H-723K21 (Ch. V-2217-4, -5)	4	800
H-724T20, H-725T20 (Ch. V-2220-2)	4	801
H-730C21 (Ch. V2218-1, -2, -11)	4	802, 792
H-732C21 (Ch. V-2218-1, -11)	4	802, 792
H-733C21 (Ch. V-2218-1, -11)	4	802, 792
H-736T17 (Ch. V-2227-1)	5	986
H-737T17 (Ch. V-2216-5)	4	800
H-737T17 (Ch. V-2232-2)	5	987
H-738T17 (Ch. V-2227-1)	5	986
H-739T17, H-739TU17 (Ch. V-2227-2)	5	986
H-740T21, H-742K21, H-743K21 (Ch. V-2233-1)	5	987
H-746K21, H-746KU21, H-747K21, KU21 (Ch. V-2233-4)	5	988
H-750T21 (Ch. V-2233-3)	5	987
H-751T21 (Ch. V-2217-4, -5)	4	800
H-751T21, H-752T21 (Ch. V-2233-2)	5	987
H-753K21 (Ch. V-2233-3)	5	987
H-754K21 (Ch. V-2217-4, -5)	4	800
H-754K21, H-755K21 (Ch. V-2233-2)	5	987
H-756K21 (Ch. V-2217-4, -5)	4	800
H-756K21 (Ch. V-2233-2)	5	987
H-757K21 (Ch. V-2217-4, -5)	4	800
H-757K21 (Ch. V-2233-2)	5	987
H-758K21 (Ch. V-2217-4, -5)	4	800
H-758K21 (Ch. V-2233-2)	5	987
H-759K21 (Ch. V-2217-4, -5)	4	800
H-759K21, H-760T21, H-760TU21, H-761T21, H-761TU21 (Ch. V-2233-2)	5	987
H-769T21 (Ch. V-2263-12, -14)	5	989
H-769TU21 (Ch. V-2273-122)	5	989
H-770T21A (Ch. V-2263-12)	5	989
H-770TU21A (Ch. V-2273-122)	5	989
H-771T21A (Ch. V-2263-12)	5	989
H-771TU21A (Ch. V-2273-122)	5	989
H-786K21 (Ch. V-2263-12)	5	989
H-786KU21 (Ch. V-2273-122)	5	989
H-787K21 (Ch. V-2263-12)	5	989
H-787KU21 (Ch. V-2273-122)	5	989
H-795T27, H-795TU27 (Ch. V-2250-1)	5	990
H-798T17 (Ch. V-2260-12, -14)	5	991
H-798TU17 (Ch. V-2270-122, -124)	5	991
H-799T17 (Ch. V-2260-12, -14)	5	991
H-799T17, B (Ch. V-2310)	6	1174
H-799TU17 (Ch. V-2270-122, -124)	5	991
H-799TU17, B (Ch. V-2320)	6	1174
H-815T24, H-815TU24 (Ch. V-2250-1, -4)	5	990
H-817K24, H-817KU24 (Ch. V-2250-1, -4)	5	990
H-822K21 (Ch. V-2263-12)	5	989
H-822KU21 (Ch. V-2273-122)	5	989
H-823K21 (Ch. V-2263-12)	5	989
H-823KU21 (Ch. V-2273-122)	5	989
H-827T21 (Ch. V-2263-12, -13, -14, -15)	5	989
H-827TU21 (Ch. V-2273-122, -134)	5	989
H-828T21 (Ch. V-2263-12, -13, -14, -15)	5	989
H-828TU21 (Ch. V-2273-122, -134)	5	989
H-829T21 (Ch. V-2263-12, -13, -14, -15)	5	989
H-829TU21 (Ch. V-2273-122, -134)	5	989
H-830K21 (Ch. V-2263-11, -12, -13, -14)	5	989
H-830KU21 (Ch. V-2273-111, -122, -124, -132, -134)	5	989
H-831K21 (Ch. V-2263-11, -12, -13, -14)	5	989
H-831KU21 (Ch. V-2273-111, -122, -124, -132, -134)	5	989
H-834K21 (Ch. V-2263-22)	5	989
H-834KU21 (Ch. V-2273-222)	5	989
H-835K21 (Ch. V-2263-22)	5	989
H-835KU21 (Ch. V-2273-222)	5	989
H-836T21 (Ch. V-2263-35)	5	989
H-836TU21 (Ch. (Ch. V-2273-322)	5	989
H-838K21, A (Ch. V-2263-15)	5	989
H-838K21B (Ch. V-2313-15, -25, -35)	6	1175
H-838KU21 (Ch. V-2273-122)	5	989
H-838KU21A (Ch. V-2273-124)	5	989
H-838KU21B (Ch. V-2323-101, -122, -124, -201, -301)	6	1175
H-839K21 (Ch. V-2263-15)	5	989
H-839KU21 (Ch. V-2273-122)	5	989
H-840CK15 (Ch. V-2284-15)	5	992
H-841T21 (Ch. V-2313-15, -25, -35)	6	1175
H-841TU21 (Ch. V-2323-101, -122, -124, -201, -301)	6	1175
H-842T21 (Ch. V-2313-15, -25, -35)	6	1175
H-842TU21 (Ch. V-2323-101, -122, -124, -201, -301)	6	1175
H-843K21 (Ch. V-2313-15, -25, -35)	6	1175
H-843KU21 (Ch. V-2323-101, -122, -124, -201, -301)	6	1175
H-844K21 (Ch. V-2313-15, -25, -35)	6	1175
H-844KU21 (Ch. V-2323-101, -122, -124, -201, -301)	6	1175
H-847K21 (Ch. V-2313-15, -25, -35)	6	1175
H-847KU21 (Ch. V-2323-101, -122, -124, -201, -301)	6	1175
H-848K21 (Ch. V-2313-15, -25, -35)	6	1175
H-848KU21 (Ch. V-2323-101, -122, -124, -201, -301)	6	1175
H-853K24 (Ch. V-2314-15, -25)	6	1176
H-853K24A(S), (V) (Ch. V-2318, -11, -15, -21, -25)	6	1177
H-853KU24 (Ch. V-2324-203)	6	1176
H-853KU24A (Ch. V-2328-101, -201)	6	1177
H-854K24 (Ch. V-2314-15, -25)	6	1176
H-854K24A (S), (V) (Ch. V-2318-11, -15, -21, -25)	6	1177
H-854KU24 (Ch. V-2324-203)	6	1176
H-854KU24A (Ch. V-2328-101, -201)	6	1177
H-861T21 (Ch. V-2313-15, -25, -35)	6	1175
H-861TU21 (Ch. V-2323-101, -122, -124, -201, -301)	6	1175
H-862T21 (Ch. V-2313-15, -25, -35)	6	1175
H-862TU21 (Ch. V-2323-101, -122, -124, -201, -301)	6	1175
H-863T21 (Ch. V-2313-15, -25, -35)	6	1175
H-863T21A (Ch. V-2263-35)	5	989
H-863TU21 (Ch. V-2323-101, -122, -124, -201, -301)	6	1175
H-863TU21A (Ch. V-2273-324)	5	989
H-864T21 (Ch. V-2313-15, -25, -35)	6	1175
H-864T21A (Ch. V-2263-35)	5	989
H-864T21B (Ch. V-2313-15, -25, -35)	6	1175
H-864TU21 (Ch. V-2323-101, -122, -124, -201, -301)	5	989
H-864TU21A (Ch. V2273-324)	5	989
H-864TU21B (Ch. V-2323-101, -123, -124, -201, -301)	6	1175
H-865T21 (Ch. V-2313-15, -25, -35)	6	1175
H-865T21A (Ch. V-2263-35)	5	989
H-865T21B (Ch. -V-2313-15, -25, -35)	6	1175
H-865TU21 (Ch. V-2323-101, -122, -124, -201, -301)	6	1175
H-865TU21A (Ch. V-2273-324)	5	989
H-865TU21B (Ch. V-2323-101, -122, -124, -201, -301)	6	1175
H-866T21 (Ch. V-2313-15, -25, -35)	6	1175
H-866T21A (Ch. V-2263-35)	5	989
H-866T21B (Ch. V-2313-15, -25, -35)	6	1175
H-866TU21 (Ch. V-2323-101, -122, -124, -201, -301)	6	1175
H-866TU21A (Ch. V-2273-324)	5	989
H-866TU21B (Ch. V-2323-101, -122, -124, -201, -301)	6	1175
H-867T21 (Ch. V-2313-15, -25, -35)	6	1175
H-867T21B (Ch. V-2312)	6	1174
H-867TU21, A (Ch. V-2323-101, -122, -124, -201, -301)	6	1175
H-867TU21B (Ch. V-2323)	6	1174
H-868T21, B (Ch. V-2312)	6	1174
H-868T21 (Ch. V-2313-15, -25, -35)	6	1175

● Signifies coverage in this volume.

Name and Model or Chassis No.	Vol. No.	Chart No.

WESTINGHOUSE (Continued)

Name and Model or Chassis No.	Vol. No.	Chart No.
H-868TU21, A (Ch. V-2323-101, -122, -124, -201, -301)	6	1175
H-868TU21B (Ch. V-2322)	6	1174
H-869K24 (Ch. V-2314-15, -25)	6	1176
H-869K24A (S), (V) (Ch. V-2318-11, -15, -21, -25)	6	1177
H-869KU24 (Ch. 2324-203)	6	1176
H-869KU24A (Ch. V-2328-101, -201)	6	1177
H-870K24 (Ch. V-2314-15, -25)	6	1176
H-870K24A (S), (V) (Ch. V-2318-11, -15, -21, -25)	6	1177
H-870KU24 (Ch. V-2324-203)	6	1176
H-870KU24A (Ch. V-2328-101, -201)	6	1177
H-871T21 (Ch. V-2313-15, -25, -35)	6	1175
H-871TU21 (Ch. V-2323-101, -122, -124, -201, -301)	6	1175
H-872T21 (Ch. V-2313-15, -25, -35)	6	1175
H-872TU21 (Ch. V-2323-101, -122, -124, -201, -301)	6	1175
H-873T21 (Ch. V-2313-15, -25, -35)	6	1175
H-873T21A (Ch. V-2263-35)	5	989
H-873TU21 (Ch. V-2323-101, -122, -124, -201, -301)	6	1175
H-873TU21A (Ch. V-2273-324)	5	989
H-875T24, A, C (Ch. V-2314-15, -25)	6	1176
H-875T24B (S), (V) (Ch. V-2318-11, -15, -21, -25)	6	1177
H-875TU24, C (Ch. V-2324-203)	6	1176
H-875TU24B (Ch. V-2328-101, -201)	6	1177
H-876T24 (Ch. V-2314-15, -25)	6	1176
H-876T24B (S), (V) (Ch. V-2318-11, -15, -21, -25)	6	1177
H-876TU24, A (Ch. V-2324-203)	6	1176
H-876TU24B (Ch. V-2328-101, 201)	6	1177
H-877T24, A (Ch. V-2314-15, -25)	6	1176
H-877T24B (S), (V) (Ch. V-2317-11, -15, -21, -25)	6	1177
H-877TU24, A (Ch. V-2324-203)	6	1176
H-877TU24B (Ch. V-2328-101, -201)	6	1177
H-878K24, B (Ch. V-2314-15, -25)	6	1176
H-878KU24, B (Ch. V-2324-203)	6	1176
H-879T21 (S), (V) (Ch. V-2312)	6	1174
H-879TU21 (Ch. V-2322)	6	1174
H-880T21 (S), (V) (Ch. V-2312)	6	1174
H-880TU21 (Ch. V-2322)	6	1174
H-881K24 (Ch. V-2314-15, -25)	6	1176
H-881K24A (S), (V) (Ch. V-2318-11, -15, -21, -25)	6	1177
H-881KU24 (Ch. V-2324-203)	6	1176
H-881KU24A (Ch. V-2328-101, -201)	6	1177
H-882T21 (S), (V) (Ch. V-2315-11, -15, -21, -25)	6	1179
H-882TU21 (Ch. V-2325-101, -201)	6	1179
H-883T21 (S), (V) (Ch. V-2315-11, -15, -21, -25)	6	1179
H-883TU21 (Ch. V-2325-101, -201)	6	1179
H-884K21 (S), (V) (Ch. V-2315-11, -15, -21, -25)	6	1179
H-884KU21 (Ch. V-2325-101, -201)	6	1179
H-885K21 (S), (V) (Ch. V-2315-11, -15, -21, -25)	6	1179
H-885KU21 (Ch. V-2325-101, -201)	6	1179
H-886K21 (S), (V) (Ch. V-2315-11, -15, -21, -25)	6	1179
H-886KU21 (Ch. V-2325-101, -201)	6	1179
H-887K21 (S), (V) (Ch. V-2315-11, -15, -21, -25)	6	1179
H-887KU21 (Ch. V-2325-101, -201)	6	1179
H-888C24 (S), (V) (Ch. V-2318-31, -35, -41, -45)	6	1177, 1178
H-888CU24 (Ch. V-2328-301, -401)	6	1177, 1178
H-889C24 (S), (V) (Ch. V-2318-31, -35, -41, -45)	6	1177, 1178
H-889CU24 (Ch. V-2328-301, -401)	6	1177, 1178
H-892T17, A (S), (V) (Ch. V-2316-11, -12)	6	1180
H-892TU17, A (Ch. V-2326-101)	6	1180
H-894T17, A (S), (V) (Ch. V-2316-11, -12)	6	1180
H-894TU17, A (Ch. V-2326-101)	6	1180
H-896T21 (S), (V) (Ch. V-2317-61, -62)	6	1180
H-896TU21 (Ch. V-2327-601)	6	1180
H-898T21 (S), (V) (Ch. V-2317-61, -62)	6	1180
H-898TU21 (Ch. V-2327-601)	6	1180
H-899T21 (S), (V) (Ch. V-2317-61, -62)	6	1180
H-899TU21 (Ch. V-2327-601)	6	1180
H-900C21 (S), (V) (Ch. V-2317-61, -62)	6	1180, 1181
H-900CU21 (Ch. V-2327-601)	6	1180, 1181
H-901C21 (S), (V) (Ch. V-2317-61, -62)	6	1180, 1181
H-901CU21 (Ch. V-2327-601)	6	1180, 1181
H-902K21 (S), (V) (Ch. V-2317-61, -62)	6	1180
H-902KU21 (Ch. V-2327-601)	6	1180
H-903K21 (S), (V) (Ch. V-2317-61, -62)	6	1180
H-903KU21 (Ch. V-2327-601)	6	1180
H-904K21 (S), (V) (Ch. V-2317-61, -62)	6	1180
H-904KU21 (Ch. V-2327-601)	6	1180
H-905K21 (S), (V) (Ch. V-2317-61, -62)	6	1180
H-905KU21 (Ch. V-2327-601)	6	1180
H-906K21 (S), (V) (Ch. V-2315-11, -15, -21, -25)	6	1179
H-906KU21 (Ch. V-2325-101, -201)	6	1179
H-907K21 (S), (V) (Ch. V-2315-11, -15, -21, -25)	6	1179
H-907KU21 (Ch. V-2325-101, -201)	6	1179
H-908T17, A (S), (V) (Ch. V-2316-11, -12)	6	1180
H-908TU17, A (Ch. V-2326-101)	6	1180
H-909T17, A (S), (V) (Ch. V-2316-11, -12)	6	1180
H-909TU17, A (Ch. V-2326-101)	6	1180
H-910T17, A (S), (V) (Ch. V-2316-11, -12)	6	1180
H-910TU17, A (Ch. V-2326-101)	6	1180
H-912T21 (S), (V) (Ch. V-2317-61, -62)	6	1180
H-912TU21 (Ch. V-2327-601)	6	1180
H-913T21 (S), (V) (Ch. V-2317-61, -62)	6	1180
H-913TU21 (Ch. V-2327-601)	6	1180
H-914T21 (S), (V) (Ch. V-2317-61, 62)	6	1180
H-914TU21 (Ch. V-2327-601)	6	1180
H-916T17 (Ch. V-2316)	6	1180
H-916T17A (Ch. V-2340-15, -25)	6	1182
H-916TU17 (Ch. V-2326)	6	1180
H-916TU17A (Ch. V-2350-104, -204)	6	1182
H-919T17 (Ch. V-2316)	6	1180
H-919T17A (Ch. V-2340-15, -25)	6	1182
H-919TU17 (Ch. V-2326)	6	1180
H-919TU17A (Ch. V-2350-104, -204)	6	1182
H-920T17 (Ch. V-2316)	6	1180
H-920T17A (Ch. V-2340-15, -25)	6	1182
H-920TU17 (Ch. V-2326)	6	1180
H-920TU17A (Ch. V-2350-104, -204)	6	1182
H-921T17 (Ch. V-2316)	6	1180
H-921T17A (Ch. V-2340-15, -25)	6	1182
H-921TU17 (Ch. V-2326)	6	1180
H-921TU17A (Ch. V-2350-104, -204)	6	1182
H-924T21 (Ch. V-2317)	6	1180
H-924T21A, C (Ch. V-2341-15, -25, -35, -41, -45)	6	1182
H-924TU21 (Ch. V-2327)	6	1180
H-924TU21C (Ch. V-2351-104, -204, -304, -404)	6	1182
H-927T21 (Ch. V-2317)	6	1180
H-927T21C (Ch. V-2341-15, -25, -35, -41, -45)	6	1182
H-927TU21 (Ch. V-2327)	6	1180
H-927TU21C (Ch. V-2351-104, -204, -304, -404)	6	1182
H-928T21 (Ch. V-2317)	6	1180
H-928T21C (Ch. V-2341-15, -25, -35, -41, -45)	6	1182
H-928TU21 (Ch. V-2327)	6	1180
H-928TU21C (Ch. V-2351-104, -204, -304, -404)	6	1182
H-929T21 (Ch. V-2317)	6	1180
H-929T21C (Ch. V-2341-15, -25, -35, -41, -45)	6	1182
H-929TU21 (Ch. V-2327)	6	1180
H-929TU21C (Ch. V-2351-104, -204, -304, -404)	6	1182
H-934T21, A, H-934TU21, A, H-935T21, A, H-935TU21, A	7•	1197
H-938K21, H-938KU21, H-939K21, H-939KU21	7•	1197
H-941K21, A, H-941KU21, A, H-942K21, A, H-942KU21, A	7•	1197
H-950T24, A, H-950TU24, A, H-951T24, A, H-951TU21, A	7•	1197
H-954K24, A, H-954KU24, A, H-955K24, A, H-955KU24, A, H-956K24, A, H-956KU24, A	7•	1197
H-965K21 (Ch. V-2317)	6	1180
H-965K21C (Ch. V-2341-15, -25, -35, -41, -45)	6	1182
H-965KU21 (Ch. V-2327)	6	1180
H-965KU21C (Ch. V-2351-104, -204, -304, -404)	6	1182
H-966K21 (Ch. V-2317)	6	1180

• Signifies coverage in this volume.

Name and Model or Chassis No.	Vol. No.	Chart No.
WESTINGHOUSE (Continued)		
H-966K21C (Ch. V-2341-15, -25, -35, -41, -45)	6	1182
H-966KU21 (Ch. V-2327)	6	1180
H-966KU21C (Ch. V-2351-104, -204, -304, -404)	6	1182
H-974T21 (Ch. V-2341-15, -25, -35, -41, -45)	6	1182
H-974TU21 (Ch. V-2351-104, -204, -304, -404)	6	1182
H-975T21 (Ch. V-2341-15, -25, -35, -41, -45)	6	1182
H-975TU21 (Ch. V-2351-104, -204, -304, -404)	6	1182
H-976T21 (Ch. V-2341-15, -25, -35, -41, -45)	6	1182
H-976TU21 (Ch. V-2351-104, -204, -304, -404)	6	1182
H-978T17 (Ch. V-2340-15, -25)	6	1182
H-978TU17 (Ch. V-2350-104, -204)	6	1182
H-979T17 (Ch. V-2340-15, -25)	6	1182
H-979TU17 (Ch. V-2350-104, -204)	6	1182
H-980T17 (Ch. V-2340-15, -25)	6	1182
H-980TU17 (Ch. V-2350-104, -204)	6	1182
Chassis		
V-2130-1	1	204
V-2130-11DX, -12DX, -21DX, -22DX, -31DX, -32DX	1	206
V-2137-3	2	404A
V-2146-05, -11DX, -21DX, -35DX, -45	1	207
V-2149	1	208
V-2149-1	1	209
V-2149-3	2	406, 407
V-2150-01, -02	1	210
V-2150-31	1	211
V-2150-41	2	405
V-2150-51	2	404
V-2150-61, A, B	2	405
V-2150-81, -82, -84	2	404
V-2150-91A, -94, -94A	2	408
V-2150-94C	2	411
V-2150-101	2	409
V-2150-111, A	2	410
V-2150-136	2	412
V-2150-146	2	414
V-2150-176, U, -177U, -186, A, C, CA	2	415
V-2150-197	2	416
V-2151-01	2	406
V-2152-01	2	406, 407
V-2152-16	2	413
V-2171, V-2172	2	417
V-2173	2	418, 419
V-2175	2	417
V-2175-1, -3, -4, -5	3	620
V-2176, V-2177	2	417
V-2178, -1, -3	3	619
V-2179, -1	3	622
V-2180-9, -10	4	792
V-2189-5	6	1181
V-2189-6	6	1178
V-2192, -1, -3, -4, -5, -6	3	620
V-2194, A, -1	3	621
V-2194-2, -3	3	619
V-2200-1	3	623
V-2201-1	3	623
V-2202-2	3	624
V-2203-1	3	625, 626
V-2204, -1	3	623
V-2206-1	3	623
V-2207-1	4	796
V-2210-1	3	624
V-2216, -1, -2, -3	4	798
V-2216-4, -5	4	800
V-2217-4, -5	4	800
V-2218-1, -2, -11	4	802
V-2219-1	4	799
V-2220-1, -2, -3, -11	4	801

Name and Model or Chassis No.	Vol. No.	Chart No.
WESTINGHOUSE (Continued)		
V-2227-1, -2	5	986
V-2232-2	5	987
V-2233-1, -2, -3	5	987
V-2233-4	5	988
V-2250-1	5	990
V-2250-4	5	990
V-2263-11, -12, -13, -14	5	989
V-2263-15	5	989
V-2263-22	5	989
V-2263-35	5	989
V-2273-111, -122, -124, -132, -134	5	989
V-2273-222	5	989
V-2273-322	5	989
V-2273-324	5	989
V-2284-15	5	992
V-2293-11, -31	7•	1348
V-2310	6	1174
V-2311-45	7•	1343
V-2313-15, -25, -35	6	1175
V-2314-15, -25	6	1176
V-2315-11, -15, -21, -25	6	1179
V-2316-11, -12	6	1180
V-2317-61, -62	6	1180
V-2318, -11, -15, -21, -25, -31, -35, -45	6	1177
V-2320	6	1174
V-2321-401	7•	1343
V-2322	6	1174
V-2323-101, -122, -124, -201, -301	6	1175
V-2324-203	6	1176
V-2325-101, -201	6	1179
V-2326-101	6	1180
V-2327-601	6	1180
V-2328-101, -201, -301, -401	6	1177
V-2340-15, -25	6	1182
V-2341-15, -25, -35, -41, -45	6	1182
V-2342, -14, -24, -34, -44	7•	1197
V-2343-14, -24, -34, -44	7•	1197
V-2344, V-2345	7•	1327
V-2346-21, -25, -26, -27, -29, -41, -45, -47, -61, -65, -67, -68	7•	1352
V-2347-27, -29	7•	1352
V-2350-104, -204	6	1182
V-2351-104, -204, -304, -404	6	1182
V-2352, -104, -204, -304, -404	7•	1197
V-2353, -104, -204, -304, -404	7•	1197
V-2354, -204, V-2355, -204	7•	1327
V-2356, -204, -205, -405, -406, -605, -606	7•	1352
V-2357-205	7•	1352
V-2370-24, -42	7•	1345
V-2380-201	7•	1345
WILCOX-GAY		
G-306, 402, 403, 404	2	285
G-414	3	517
G-426, G-427	2	285
G-614, G-624, G-914	3	517
OD-446M (OD Series)	3	420, 421
OF-439-1-C (OF Series)	3	422
OL Series	3	423
9W Series	3	424
ZENITH		
G-2322 (Ch. 23G22)	2	438
G-2322Z, G-2327Z (Ch. 23G24)	2	428
G-2340 (Ch. 23G22)	2	438
G-2340RZ, Z (Ch. 23G24)	2	428
G-2346R	2	438
G-2346RZ	2	428
G-2350RZ, Z	2	428
G-2353, E (Ch. 23G22)	2	438
G-2353EZ, G-2356EZ (Ch. 23G24)	2	428
G-2420E (Ch. 24G20)	1	216, 217
G-2420-EOX (Ch. 24G20-OX)	1	216, 217
G-2420R (Ch. 24G20)	1	216, 217

Name and Model or Chassis No.	Vol. No.	Chart No.
ZENITH (Continued)		
G-2420-ROX (Ch. 24G20-OX)	1	216, 217
G-2437RZ, G-2438RZ, Z, G-2439RZ	2	429, 430
G-2441 (Ch. 24G24)	2	425, 426
G-2441R (Ch. 24G22/24)	2	425, 426 or 439
G-2441RZ, Z (Ch. 24G26)	2	429, 430
G-2442E, R (Ch. 24G22/24)	2	425, 426
G-2442RZ (Ch. 24G26)	2	429, 430
G-2448R (Ch. 24G22/24)	2	425, 426 or 430
G-2448RZ (Ch. 24G26)	2	429, 430
G-2454R (Ch. 24G21)	1	216, 217
G-2454-ROX (Ch. 24G21-OX)	1	216, 217
G-2754-ROX (Ch. 27F20-OX)	1	213, 214
G-2951, R (Ch. 29G20)	1	213, 215
G-2951-OX, ROX (Ch. 29G20-OX)	1	213, 215
G-2952, R (Ch. 29G20)	1	213, 215
G-2952-OX, ROX (Ch. 29G20-OX)	1	213, 215
G-2957, R, G-2958R	2	427, 438
G-3059R, G-3062	2	425, 426
G-3157RZ, Z, G-3158RZ	2	428
G-3173RZ, Z, G-3174RZ	2	428
G-3259RZ, G-3262RZ	2	429, 430
G-3275RZ, G-3276RZ	2	429, 430
H-2029R, H-2030E, R	3	627
H-2041R	3	627
H-2052R, H-2053E	3	627
H-2226E, R, H-2227E, R	2	431
H-2229R, H-2230E, R	3	628, 629
H-2241R	3	628
H-2242E, R	3	628
H-2250R	2	431
H-2252R, H-2253E, H-2254R	3	628
H-2255E	2	431
H2262	2	431
H-2328E, EZ, R, RZ	2	432
H-2329R, RZ, H-2330E, R	2	432
H-2341R	2	432
H-2352R, RZ, H-2353E, EZ	2	432
H-2437E, R, H-2438R, H-2439R	2	433, 434
H-2443R	2	433, 434
H-2445R, H-2447R	2	433, 434
H-2449E	2	433, 434

• Signifies coverage in this volume.

Name and Model or Chassis No.	Vol. No.	Chart No.
ZENITH (Continued)		
H2868 (TV Ch. 20H20)	3	627
H2868 (Radio Ch. 8H20Z)	5	999B
H-3068R	3	628
H3073E	3	628, 629
H-3074	3	627
H-3168R	2	432
H-3267, R	2	433, 434
H-3273E, H-3274R	3	628, 629
H-3284R	3	628, 629
H-3373E	2	432
H-3374R	2	433, 434
H-3467R, H-3469E, H-3475R	3	433, 434, 435
H-3477R, H-3478E	3	433, 434, 435
H-3490EQ (TV Ch.)	2	433, 434
H-3490EQ (Radio Ch.)	3	629
J-2026R, J-2027E, R, J-2029E, R, J-2030E, R, J-2031R, J-2032R	3	630
J-2040E, J-2042R, J-2043R, J-2044E, R	3	630
J2046R	3	630
J-2049R, J-2050R	3	630
J-2051E, J-2052R, J-2053R, J-2054R, J-2055R, J-2056	3	630
J-2126R	3	630
J-2127E, R, J-2129E, R, J-2130E, R	3	630
J-2140E, J-2142R, J-2143R, J-2144E, R	3	630
J-2151E, J-2153R, J-2154R, J-2155R	3	630
J2766R	3	630
J-2868R	3	630
J-2968R	3	630
J-3069E	3	630
J-3169E	3	630
K1812E (Ch. 19K22)	4	803
K1812E-3 (Ch. 19K22-3)	5	993
K1812R (Ch. 19K22)	4	803
K1812R-3 (Ch. 19K22-3)	5	993
K1814	4	803
K1815E, R (Ch. 19K20)	4	803
K1820E (Ch. 19K20)	4	803
K1820E-3 (Ch. 19K20-3)	5	994
K1820R (Ch. 19K20)	4	803
K1820R-3 (Ch. 19K20-3)	5	994
K1846E (Ch. 19K20)	4	803
K1846E-3 (Ch. 19K20-3)	5	994
K1846R (Ch. 19K20)	4	803
K1846R-3 (Ch. 19K20-3)	5	994
K1850E, R (Ch. 19K20)	4	803
K1880R (Ch. 19K20)	4	803
K1880R-3 (Ch. 19K20-3)	5	994, 999B
K2229E (Ch. 19K24)	4	803
K2229E-3 (Ch. 19K24-3)	5	993
K2229R (Ch. 19K23)	4	803
K2229R-3 (Ch. 19K24-3)	5	993
K2230E, R (Ch. 21K20)	4	804
K2235E (Ch. 19K23)	4	803
K2235E-3 (Ch. 19K23-3)	5	994
K2235R (Ch. 19K23)	4	803
K2235R-3 (Ch. 19K23-3)	5	994
K2240E, R (Ch. 21K20)	4	804
K2258E (Ch. 19K23)	4	803
K2258E-3 (Ch. 19K23-3)	5	994
K2258R (Ch. 19K23)	4	803
K2258R-3 (Ch. 19K23-3)	5	994
K2260R (Ch. 21K20)	4	804
K2260R-3 (Ch. 21K20-3)	5	995
K2262R (Ch. 19K23)	4	803
K2262R-3 (Ch. 19K23-3)	5	994
K2263E (Ch. 21K20)	4	804
K2263E-3 (Ch. 21K20-3	5	995
K2266, R (Ch. 21K20)	4	804
K2266R-3 (Ch. 21K20-3)	5	995
K2267E (Ch. 21K20)	4	804
K2267E-3 (Ch. 21K20-3)	5	995
K2268R (Ch. 21K20)	4	804
K2270H, R. (Ch. 21K20)	4	804
K2271H (Ch. 21K20)	4	804
K2271H-3 (Ch. 21K20-3)	5	995
K2286R (Ch. 19K23)	4	803
K2286R-3 (Ch. 19K23-3)	5	994
K2287R (Ch. 21K20)	4	804
K2287R-3 (Ch. 21K20-3)	5	995
K2288E (Ch. 19K23)	4	803
K2290R, K2291E (Ch. 21K20)	4	804
K2291E-3 (Ch. 21K20-3)	5	995
K2872R, K2873E (Ch. 28K20)	5	996
L1800R, RU	5	997
L1812E, EU, R, RU	5	997
L1820E, EU, R, RU	5	997
L1846E, EU, R, RU (Ch. 19L25, U)	5	998
L1846E, EU, R, RU (Ch. 19L28, U)	5	997
L2228R, RU	5	997
L2229E, EU, R, RU	5	997
L2235E, EU, R, RU	5	997
L2236E, EU, R, RU	5	998
L2237E, R (Ch. 19L27)	5	998
L2237E, R (Ch. 19L28)	5	997
L2237EU, RU (Ch. 19L27U)	5	998
L2237EU, RU (Ch. 19L30U)	5	997
L2250, E, R (Ch. 19L27)	5	998
L2250, E, R (Ch. 19L28)	5	997
L2250EU, RU, U (Ch. 19L27U)	5	998
L2250EU, RU, U (Ch. 19L30U)	5	997
L2258E, EU, R, RU (Ch. 19L27, U)	5	998
L2258E, EU, R, RU (Ch. 19L28, U)	5	997
L2259E, EU, R, RU, L2260R, RU, L2261E, EU, H, HU	5	1000
L2262C, CU, R, RU (Ch. 19L27, U)	5	998
L2262C, CU, R, RU (Ch. 19L28, U)	5	997
L2266R, RU, L2267E, EU, H, HU	5	1000
L2270, U	5	1000
L2281, E, EU, R, RU, U (Ch. 19L27, U, Radio Ch. 4L03)	5	998, 999A
L2281, E, EU, R, RU (Ch. 19L28, U, Radio Ch. 4L03)	5	997, 999A
L2285R, RU (Ch. 19L27, U, Radio Ch. 8L20)	5	998, 999B
L2285R, RU (Ch. 19L28, Radio Ch. 8L20)	5	997, 999B
L2287R, RU	5	1000
L2291E, EU (TV Ch. 21L21, U)	5	1000
L2291E, EU (Radio Ch. 10L20)	2	435
L2571R, RU, L2572R, RU, L2573E, EU, L2574R, RU, L2575E, EU, Y, YU	5	1001
L2592R, RU, L2593H, HU	5	1001
L2876E, EU, R, RU, L2878R, RU, L2879E, EU	5	1001
L2894HU	5	1001
M1800E, EU, EZ, R, RU, RZ (Ch. 19M20, U, Z)	6	1183
M1800RZ1, RUZ1 (Ch. 19L34, U)	5	997
M2228R, RU, RZ, M2229E, EU, EZ, R, RU, RZ, M2230E, EU, R, RU, RZ, RZ2	6	1183
M2237EU, EZ, R, RU, RZ	6	1184
M2249E, EU, EZ, R, RU, RZ, M2250E, EU, EZ, R, RUZ, RZ	6	1183
M2251EUZ1, EZ1, RUZ1, RZ1, Z1	5	997
M2252E, EU, EZ, R, RU, RZ	6	1183
M2258RUZ1, RZ1	5	997
M2260R, RU, RUZ, RZ, M2261E, EU, EZ	6	1184
M2267Y, YU, YZ	6	1184
M2270R, RUZ, RZ, Z	6	1185
R1800E, EU, R, RU (Ch. 19R20, U)	6	1186
R1800EUZ, EZ, RUZ, RZ (Ch. 19M20, U)	6	1183
R1812E, EU, R, RU (Ch. 19R20, U)	6	1186
R1812EUZ, EZ, RUZ, RZ (Ch. 19M20, U)	6	1183
R2229E, EU, R, RU (Ch. 19R21, U)	6	1186
R2229EUZ, EZ, RUZ, RZ (Ch. 19M21, U)	6	1183
R2230E, EU, R, RU (Ch. 19R21, U)	6	1186
R2230EUZ, EZ, RUZ, RZ (Ch. 19M21, U)	6	1183
R2249E, EU, R, RU (Ch. 19R21, U)	6	1186
R2249EUZ, EZ, RUZ, RZ (Ch. 19M21, U)	6	1183
R2250E, EU, R, RU (Ch. 19R21, U)	6	1186
R2250EUZ, EZ, RUZ, RZ (Ch. 19M21, U)	6	1183
R2253M, MU, R, RU (Ch. 19R21, U)	6	1186
R2257E, EU (Ch. 19R22, U)	6	1186
R2257EUZ, EZ (Ch. 19M21, U)	6	1183
R2257R, RU (Ch. 19R22, U)	6	1186
R2257RUZ, RZ (Ch. 19M21, U)	6	1183
R2258E, EU, R, RU (Ch. 19R21, U)	6	1186
R2258EUZ, EZ, RUZ, RZ (Ch. 19M21, U)	6	1183
R2337E, EU, R, RU	6	1187
R2359E, EU, R, RU, R2360R, RU	6	1187
R2367E, EU, Y, YU, R2368R, RU	6	1187
R2387R, RU (TV Ch. 22R20, U)	6	1187
R2387R, RU (Radio Ch. 10L20)	2	435

● Signifies coverage in this volume.

Name and Model or Chassis No.	Vol. No.	Chart No.
ZENITH (Continued)		
R2391E, EU (TV Ch.)	6	1187
R2391E, EU (Radio Ch.)	2	435
R2671E, EU, R, RU	6	1188
R2975R, RU, R2976E, EU	6	1188
R2979E, EU	6	1188
R2994EU, HU	6	1188, 1189
T1814R, T1816B, E, L, R	6	1190
T2220R, RU	6	1191
T2222B, BU, E, EU, L, LU, R, RU	6	1191
T2224E, EU, R, RU	6	1191
T2229E, R, Y, T2230E, R	6	1186
T2250E, R	6	1186
T2253M	6	1186
T2256E, R, T2257E, R	6	1186
T2261E, H, R, Y, T2262E, R	6	1186
T2359E, EU, R, RU, T2360R, RU	6	1192
T2367E, EU, Y, YU	6	1192
T2383R, U	6	1192
T2387R, RU, T2391E, EU, R, RU (TV Ch. 22T20)	6	1192
T2387R, RU, T2391E, EU, R, RU (Radio Ch. 10L20)	2	435
T2670E, EU, R, RU	6	1193
T2671E, EU, R, RU	6	1192
T2994EU, HU	6	1192, 1189
X1814R, RU	6	1194
X1816E, EU, G, GU, L, LU, R, RU	6	1194
X2220R, RU, X2222E, EU, G, GU, L, LU, R, RU, Y, YU	6	1195
X2224E, EU, R, RU, Y, YU	6	1195
X2229R, RU, X2230E, EU, R, RU	7•	1215
X2232E, EU, R, RU	6	1195
X2247E, EU, R, RU, X2248E, EU, R, RU	6	1195
X2254M, MU, X2256E, EU, R, RU, X2257, E, EU, R, RU, X2258, E, EU, R, RU, U	7•	1215
X2264EQ, EQU, RQ, RQU	7•	1215, 1201
X2280E, EU, R, RU	6	1195, 1196
X2359E, EU, X2360R, RU	7•	1200
X2362E, EU, H, HU, R, RU	7•	1200
X2365EQ, EQU, RQ, RQU	7•	1200, 1201
X2383, R, RU, U	7•	1200
X2391EQ, EQU	7•	1200, 1201
X2636E, EU, RU	7•	1293
X2640E, EU, R, RU	7•	1215
X2670E, EU, R, RU	7•	1293
Y1814Y, YU, Y1816C, CU, E, EU, R, RU	7•	1274
Y2220R, RU, U, Y2222C, CU, E, EU, U, Y, YU	7•	1282
Y2229R, RU, Y2230E, EU, R, RU	7•	1279
Y2232E, EU, R, RU	7•	1282
Y2247E, EU, R, RU	7•	1282
Y2250E, EU, R, RU	7•	1282
Y2254M, MU, Y2256E, EU, R, RU	7•	1279
Y2256EZ, RZ	7•	1215
Y2258E, EU, H, HU, R, RU	7•	1282
Y2263EZ, RZ	7•	1215
Y2263R, RU	7•	1279
Y2281E, EU, R, RU, U	7•	1282
Y2359E, EU	7•	1263
Y2359EZ, RZ	7•	1200
Y2636EUZ, EZ, RUZ, RZ	7•	1293
Y2670EUZ, EZ, RUZ, RZ	7•	1293
Y2671R, RU, Y2672E, EU	7•	1263
Z1814R, RU, Y, YU	7•	1307
Z1815J, R	7•	1307
Z1816C, CU, E, EU, R, RU	7•	1307
Z1818C, CU, E, EU, R, RU	7•	1307
Z2220R, RU, Y, YU	7•	1309
Z2220RD, YD	7•	1282
Z2222C, CU, E, EU, R, RU, Y, YU	7•	1309
Z2229R, RU	7•	1304
Z2229RD	7•	1279
Z2230E, EU, R, RU	7•	1304
Z2230ED, RD	7•	1279
Z2232E, R	7•	1282
Z2247E, EU, H, HU, R, RU	7•	1309
Z2248E, H, R	7•	1282
Z2248ED, RD	7•	1309
Z2249E, R	7•	1309
Z2250E, R	7•	1282
Z2255E, EU, R, RU	7•	1304
Z2257E, EU, M, MU, R, RU	7•	1304
Z2258E, EU, H, HU, R, RU	7•	1309
Z2282E, EU	7•	1309
Z2337E, EU, R, RU, Y, YU	7•	1309
Z2359, E, U	7•	1300
Z2360R, RU	7•	1300
Z2636YZ	7•	1293
Z2637E, EU, R, RU, Y, YU	7•	1309
Z2671E, R	7•	1309
Z2672E, EU, R, RU	7•	1309
Z3000E, EU, R, RU	7•	1309
Z3001E, R	7•	1309
Z3004E, EU, R, RU	7•	1309
Z3006E, EU, R, RU	7•	1309
Z3008E, EU, R, RU	7•	1309
Z3010E, EU, H, HU, R, RU, Y, YU	7•	1304
Z3012H, HU, R, RU	7•	1300
Z3014H, HU, R, RU	7•	1300
Z4000E, EU, R, RU	7•	1309
Z4006E, R	7•	1309
27T965R (Ch. 27F20)	1	213, 214
28T925E, GO, R (Ch. 28F22)	1	212, 213
28T926E, R	1	212, 213
28T960E, GO, R	1	212, 213
28T961E	1	212, 213
28T962R	1	212, 213
28T963	1	212, 213
28T964R	1	212, 213
37T996RLP	1	212, 213, 218
37T998RLPU	1	212, 213, 218
42T999OX, 42T999RLP	1	212, 213
Chassis		
3X01	6	1196
4L03	5	999A
6G20	2	437
8H20Z	5	999B
8L20	5	999B
10H20	2	435
10H20Z	3	629
10L20	2	435
12R21	6	1189
16T20	6	1190
16X20, U	6	1194
16Y21, U	7•	1274
16Z20, 16Z21	7•	1307
17T20, U	6	1191
17X20, U	6	1195
17X22, U	6	1195
17X23	7•	1293
17Y20, U	7•	1282
17Y22, U	7•	1282
17Z20, 17Z21, 17Z22, Q, 17Z23, Q	7•	1309
19K20	4	803
19K20-3	5	994
19K22	4	803
19K22-3	5	993
19K23	4	803
19K23-3	5	994
19K24	4	803
19K24-3	5	993
19L25, U	5	998
19L26, U	5	997
19L27, U	5	998
19L28, U	5	997
19L30, U	5	997
19L33, U	5	997
19L34, U	5	997
19M20, U, Z, 19M21, U, UZ, Z	6	1183
19R20, U, 19R21, U, 19R22, U	6	1186
19T23	6	1193
19X21, U	7•	1215
19X22	7•	1215
19X22Q	7•	1215, 1201
19X22U	7•	1215
19X24, U	7•	1215
19Y22, U	7•	1279
19Z22, Q	7•	1304
20H20	3	627
20J21	3	630
20J22	3	630
20M20, U, Z	6	1184
20M21, U, Z, ZU	6	1185
21J20	3	630
21J21	3	630
21K20	4	804
21K20-3	5	995
21L21, U	5	1000
22H20	2	431
22H21	3	628
22H22	3	628
22L20, U	5	1001
22R20, U	6	1187
22R21, U	6	1188
22T20, 22T21	6	1192
22X20	7•	1200
22X20Q	7•	1200, 1201
22X20U	7•	1200
22Y20, U	7•	1263
22Y21, U	7•	1263
22Z20, Q	7•	1300
23G22	2	438
23G23	2	438
23G24	2	428
23H22, Z	2	432
24G20	1	216, 217
24G20-OX	1	216, 217
24G21	1	216, 217
24G21-OX	1	216, 217
24G22/24	2	425, 426 or 439
24G23/25	2	425, 426
24G24	2	425, 426
24G26	2	429, 430
24H20	2	433, 434
24H21	2	433, 434
27F20, -OX	1	213, 214
28F20	1	212, 213
28F21	1	212, 213
28F22	1	212, 213
28F23	1	212, 213
28F25	1	212, 213
28K20	5	996
29G20, -OX	1	213, 215

• Signifies coverage in this volume.

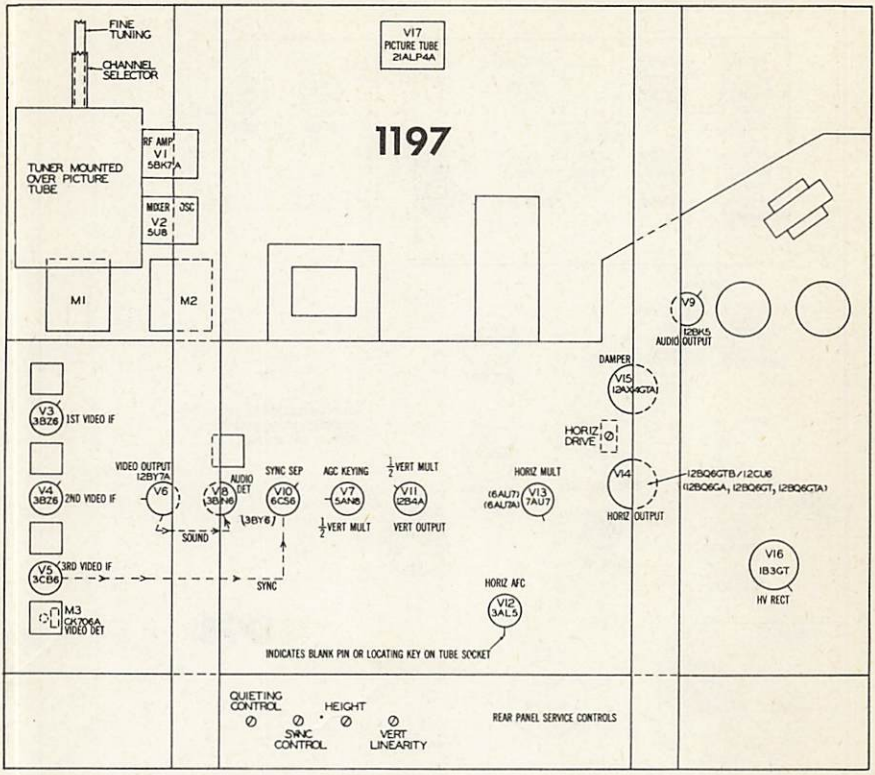

TUBE FAILURE CHECK CHART

The following chart lists tubes whose failures are most likely to produce the indicated symptoms. Refer to tube placement chart for location and type of tube.

POWER SUPPLY FAILURE
No raster, no sound - **Selenium Rectifiers (M1 & M2)**

SWEEP FAILURE
No raster, has sound - **V13, V14, V15, V16, V17**
No vertical deflection - **V7, V11**
Poor vert. linearity or foldover - **V7, V11**
Poor horiz. linearity or foldover - **V13, V14, V15**
Narrow picture - **V13, V14, V15, V16, M1, M2**
Vert. off freq. - **V7, V10, V11**
Horiz. off freq. - **V10, V12, V13**

SYNC FAILURE
No vert. sync - **V7, V10, V11**
No horiz. sync - **V10, V12, V13**
No vert. or horiz. sync - **V10**

LOSS OF PICTURE OR SOUND
No pic, no sound, has raster - **V2, V3, V4, V5, V6**
No pic, no sound, has snow - **V1, V2, V3**
No pic, has sound, has raster - **V6, V7, V17**
Has pic, no sound - **V8, V9**
Overloaded picture - **V7**

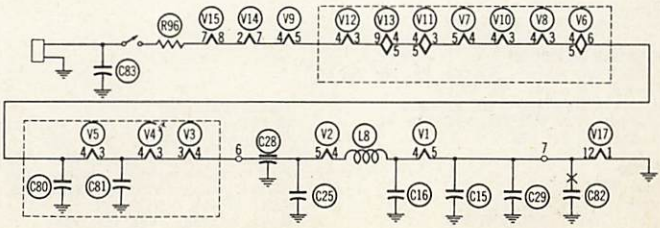

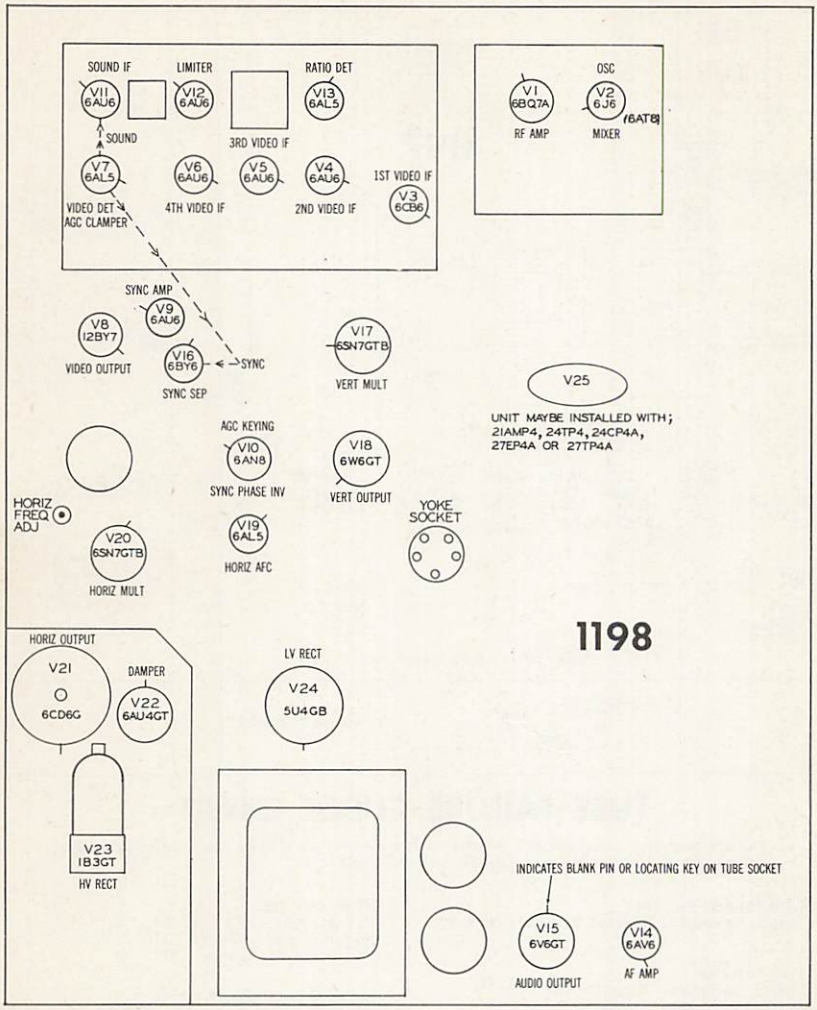

TUBE FAILURE CHECK CHART

The following chart lists tubes whose failures are most likely to produce the indicated symptoms. Refer to tube placement chart for location and type of tube.

POWER SUPPLY FAILURE
No raster, no sound - **V24, Fuse (M1)**

LOSS OF PICTURE OR SOUND
No pic, no sound, has raster - **V2, V3, V4, V5, V6, V7**
No pic, no sound, has snow - **V1, V2, V3**
No pic, has sound, has raster - **V8, V10, V25**
Has pic, no sound - **V11, V12, V13, V14, V15**
Overloaded picture - **V7, V10**

SYNC FAILURE
No vert. sync - **V10, V17**
No horiz. sync - **V10, V19, V20**
No vert. or horiz. sync - **V9, V10, V16**

SWEEP FAILURE
No raster, has sound - **V20, V21, V22, V23, V25**
No vertical deflection - **V17, V18**
Poor vert. linearity or foldover - **V17, V18**
Poor horiz. linearity or foldover - **V20, V21, V22**
Narrow picture - **V20, V21, V22 , V23, V24**
Vert. off freq. - **V10, V17**
Horiz. off freq. - **V10, V19, V20**

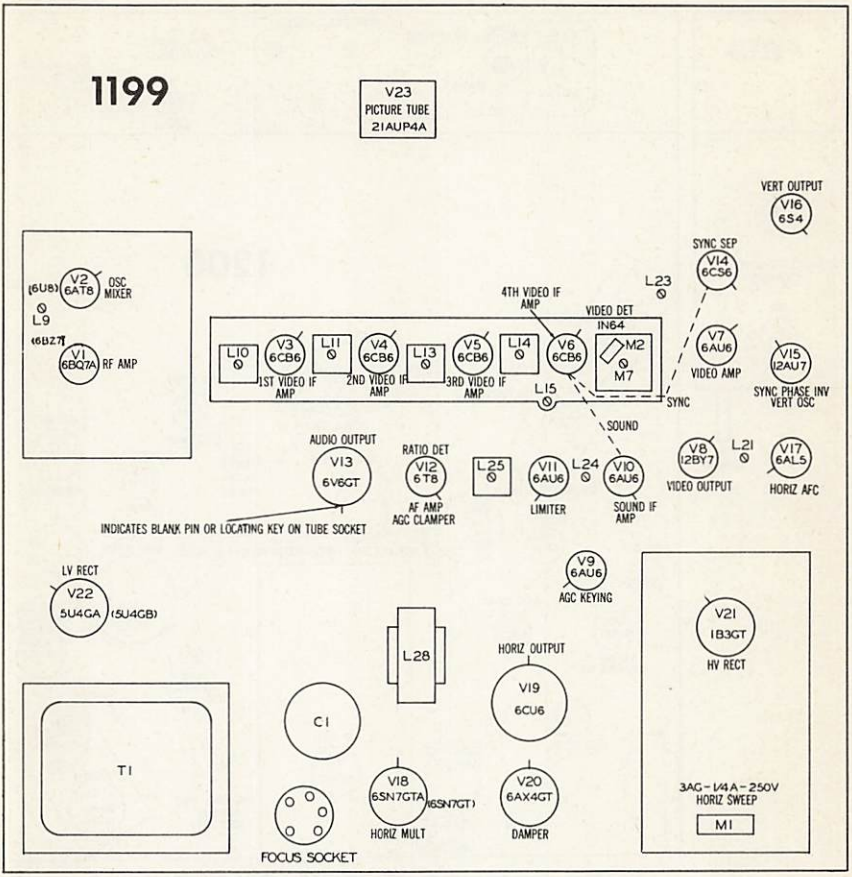

TUBE FAILURE CHECK CHART

The following chart lists tubes whose failures are most likely to produce the indicated symptoms. Refer to tube placement chart for location and type of tube.

POWER SUPPLY FAILURE
No raster, no sound - V22

LOSS OF PICTURE OR SOUND
No pic, no sound, has raster - V2, V3, V4, V5, V6
No pic, no sound, has snow - V1, V2, V3
No pic, has sound, has raster - V7, V8, V9, V23
Has pic, no sound - V10, V11, V12, V13
Overloaded picture - V9, V12

SYNC FAILURE
No vert. sync - V15
No horiz. sync - V15, V18
No vert. or horiz. sync - V14, V15

SWEEP FAILURE
No raster, has sound - V18, V19, V20, V21, V23, Fuse (M1)
No vertical deflection - V15, V16
Poor vert. linearity or foldover - V15, V16
Poor horiz. linearity or foldover - V18, V19, V20
Narrow picture - V18, V19, V20, V21, V22
Vert. off freq. - V15
Horiz. off freq. - V15, V17, V18

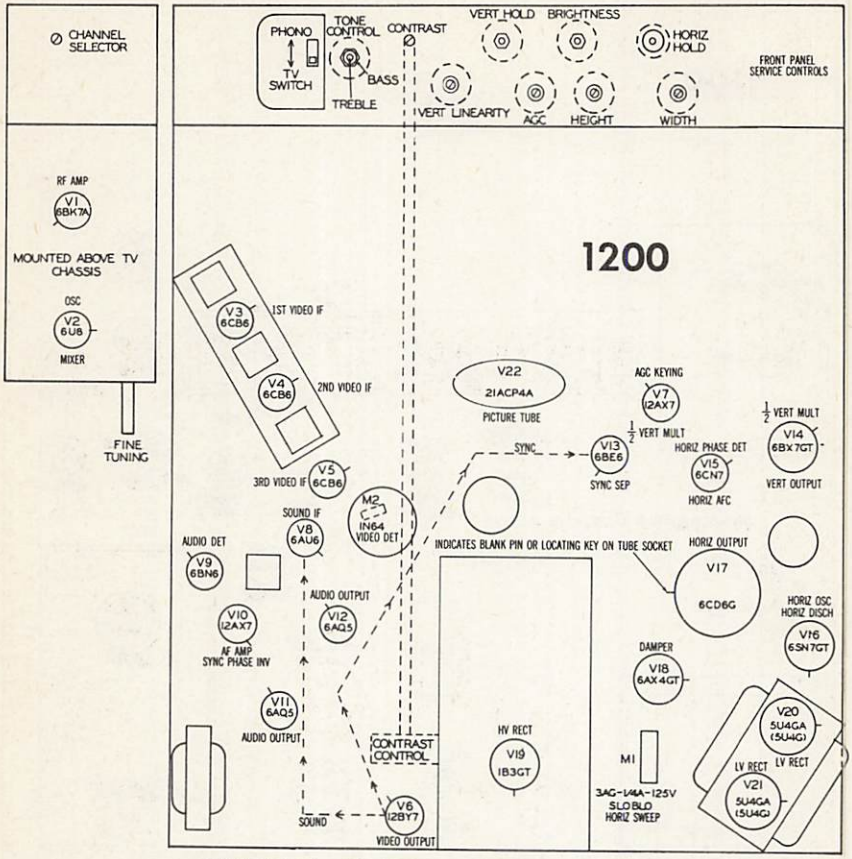

TUBE FAILURE CHECK CHART

The following chart lists tubes whose failures are most likely to produce the indicated symptoms. Refer to tube placement chart for location and type of tube.

POWER SUPPLY FAILURE
No raster, no sound - **V20, V21**

LOSS OF PICTURE OR SOUND
No pic, no sound, has raster - **V2, V3, V4, V5, V6**
No pic, no sound, has snow - **V1, V2, V3**
No pic, has sound, has raster - **V6, V7, V22**
Has pic, no sound - **V8, V9, V10, V11, V12**
Overloaded picture - **V7**

SYNC FAILURE
No vert. sync - **V7, V13, V14**
No horiz. sync - **V13, V15, V16**
No vert. or horiz. sync - **V13**

SWEEP FAILURE
No raster, has sound - **V16, V17, V18, V19, V23, Fuse (M1)**
No vertical deflection - **V7, V14**
Poor vert. linearity or foldover - **V7, V14**
Poor horiz. linearity or foldover - **V16, V17, V18**
Narrow picture - **V16, V17, V18, V19, V20, V21**
Vert. off freq. - **V7, V13, V14**
Horiz. off freq. - **V13, V15, V16**



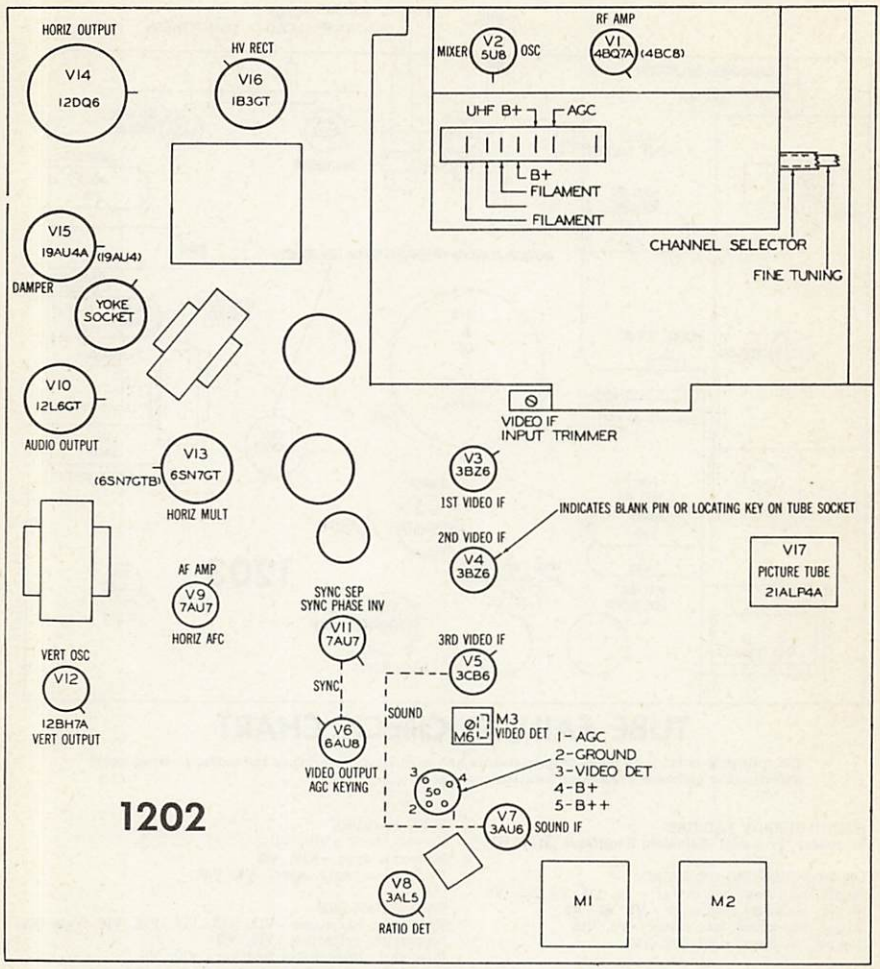

TUBE FAILURE CHECK CHART

The following chart lists tubes whose failures are most likely to produce the indicated symptoms. Refer to tube placement chart for location and type of tube.

SWEEP FAILURE
No raster, has sound - V13, V14, V15, V16, V17
No vertical deflection - V12
Poor vert. linearity or foldover - V12
Poor horiz. linearity or foldover - V13, V14, V15
Narrow picture - V13, V14, V15, V16, M1, M2
Vert. off freq. - V11, V12
Horiz. off freq. - V9, V11, V13

POWER SUPPLY FAILURE
No raster, no sound -Selenium Rectifiers (M1 & M2)

LOSS OF PICTURE OR SOUND
No pic, no sound, has raster -V2, V3, V4, V5, V10
No pic, no sound, has snow - V1, V2, V3
No pic, has sound, has raster - V6, V17
Has pic, no sound - V7, V8, V9, V10
Overloaded picture - V6

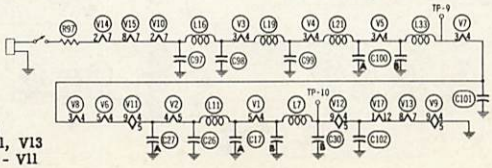

SYNC FAILURE
No vert. sync - V11, V12
No horiz. sync - V9, V11, V13
No vert. or horiz. sync - V11

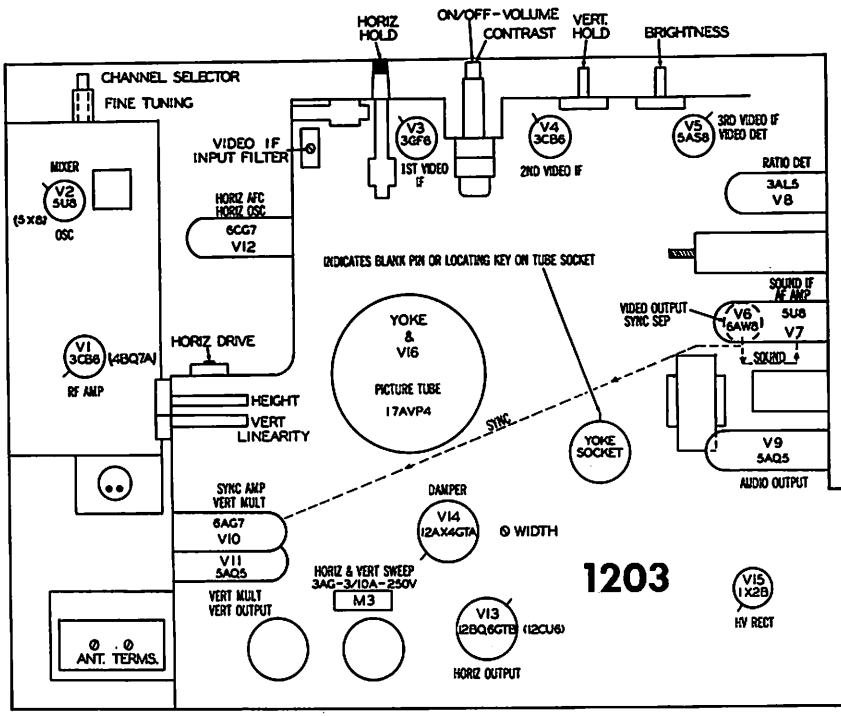

TUBE FAILURE CHECK CHART

The following chart lists tubes whose failures are most likely to produce the indicated symptoms. Refer to tube placement chart for location and type of tube.

POWER SUPPLY FAILURE
No raster, no sound -Selenium Rectifiers (M1 & M2)

LOSS OF PICTURE OR SOUND
No pic, no sound, has raster - V2, V3, V4, V5, V6
No pic, no sound, has snow - V1, V2, V3
No pic, has sound, has raster - V6, V16
Has pic, no sound - V7, V8, V9

SYNC FAILURE
No vert. sync - V10, V11
No horiz. sync - V10, V12
No vert. or horiz. sync - V6, V10

SWEEP FAILURE
No raster, has sound - V12, V13, V14, V15, V16, Fuse (M1)
No vertical deflection - V10, V11
Poor vert. linearity or foldover - V10, V11
Poor horiz. linearity or foldover - V12, V13, V14
Narrow picture - V12, V13, V14, V15, M1, M2
Vert. off freq. - V10, V11
Horiz. off freq. - V10, V12

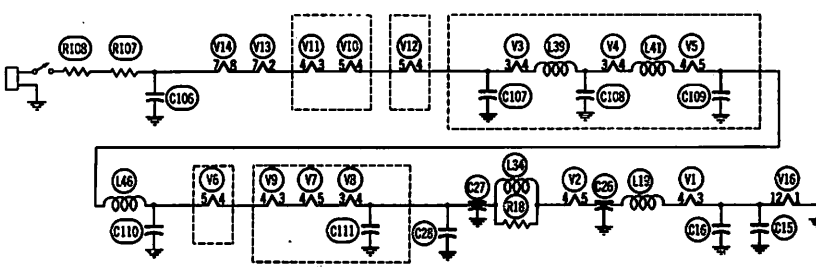

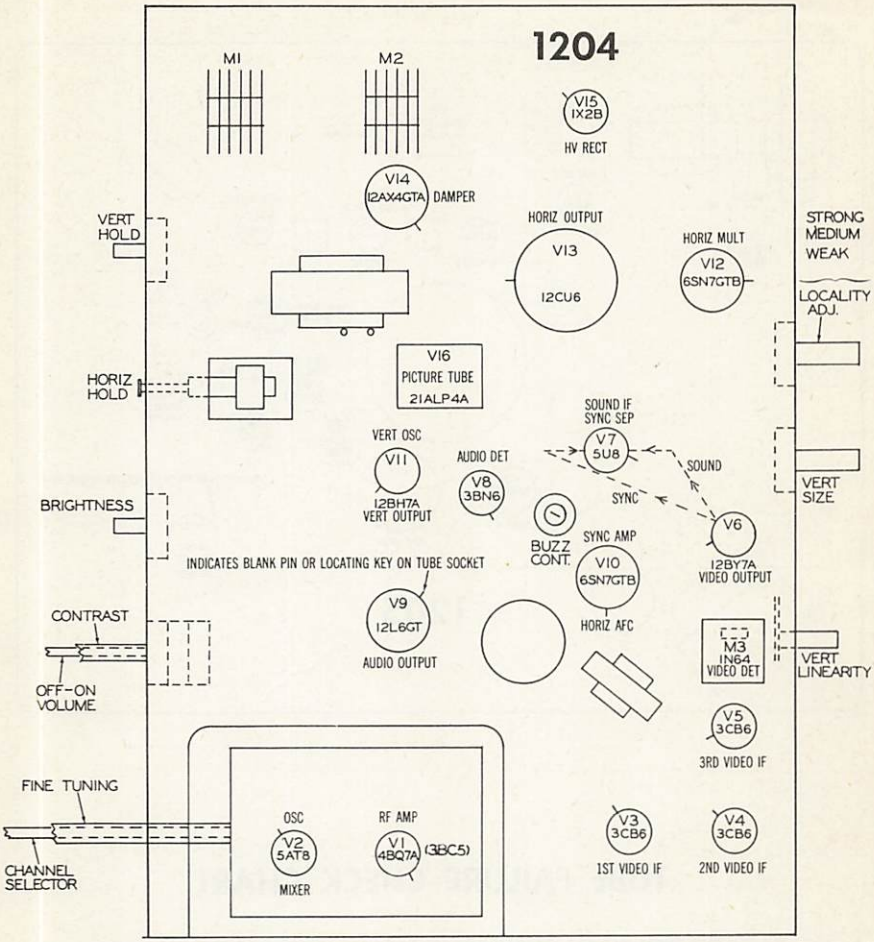

TUBE FAILURE CHECK CHART

The following chart lists tubes whose failures are most likely to produce the indicated symptoms. Refer to tube placement chart for location and type of tube.

POWER SUPPLY FAILURE
No raster, no sound - **Selenium Rectifiers (M1 & M2)**

LOSS OF PICTURE OR SOUND
No pic, no sound, has raster - **V2, V3, V4, V5, V6, V9**
No pic, no sound, has snow - **V1, V2, V3**
No pic, has sound, has raster - **V6, V16**
Has pic, no sound - **V7, V8, V9**

SWEEP FAILURE
No raster, has sound - **V12, V13, V14, V15**
No vertical deflection - **V11**
Poor vert. linearity or foldover - **V11**
Poor horiz. linearity or foldover - **V12, V13, V14**
Narrow picture - **V12, V13, V14, V15, M1, M2**
Vert. off freq. - **V10, V11**
Horiz. off freq. - **V10, V12**

SYNC FAILURE
No vert. sync - **V10, V11**
No horiz. sync - **V10, V12**
No vert. or horiz. sync - **V7, V10**

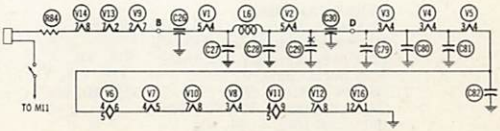

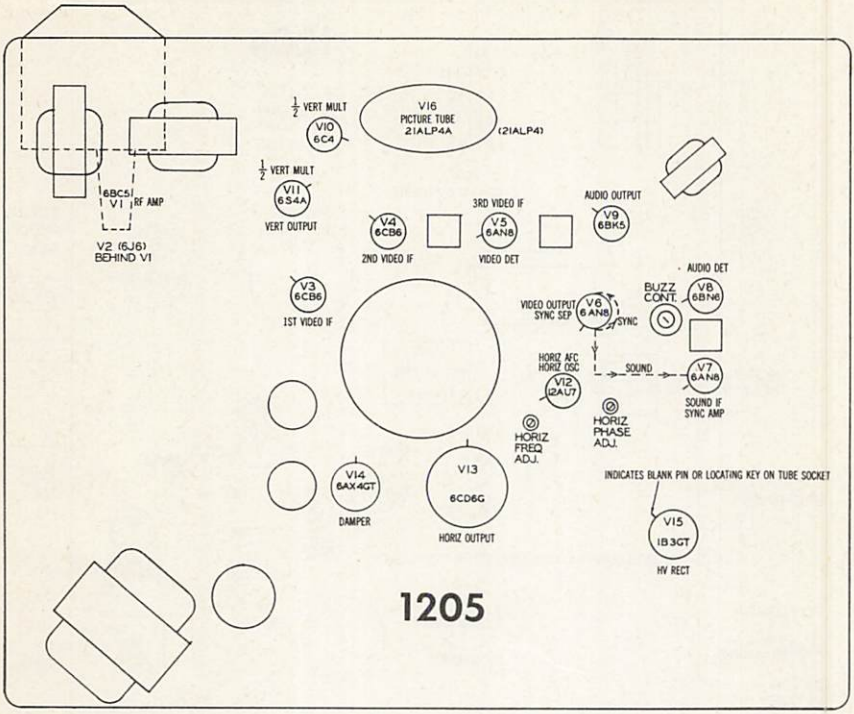

TUBE FAILURE CHECK CHART

The following chart lists tubes whose failures are most likely to produce the indicated symptoms. Refer to tube placement chart for location and type of tube.

POWER SUPPLY FAILURE
No raster, no sound - **Selenium Rectifiers (M1 & M2), Circuit Breaker (M4)**

LOSS OF PICTURE OR SOUND
No pic, no sound, has raster - V2, V3, V4, V5, V6
No pic, no sound, has snow - V1, V2, V3
No pic, has sound, has raster - V6, V16
Has pic, no sound - V7, V8, V9

SYNC FAILURE
No vert. sync - V7, V10, V11
No horiz. sync - V7, V12
No vert. or horiz. sync - V6, V7

SWEEP FAILURE
No raster, has sound - V12, V13, V14, V15, V16
No vertical deflection - V10, V11
Poor vert. linearity or foldover - V10, V11
Poor horiz. linearity or foldover - V12, V13, V14
Narrow picture - V12, V13, V14, V15, M1, M2
Vert. off freq. - V7, V10, V11
Horiz. off freq. - V7, V12

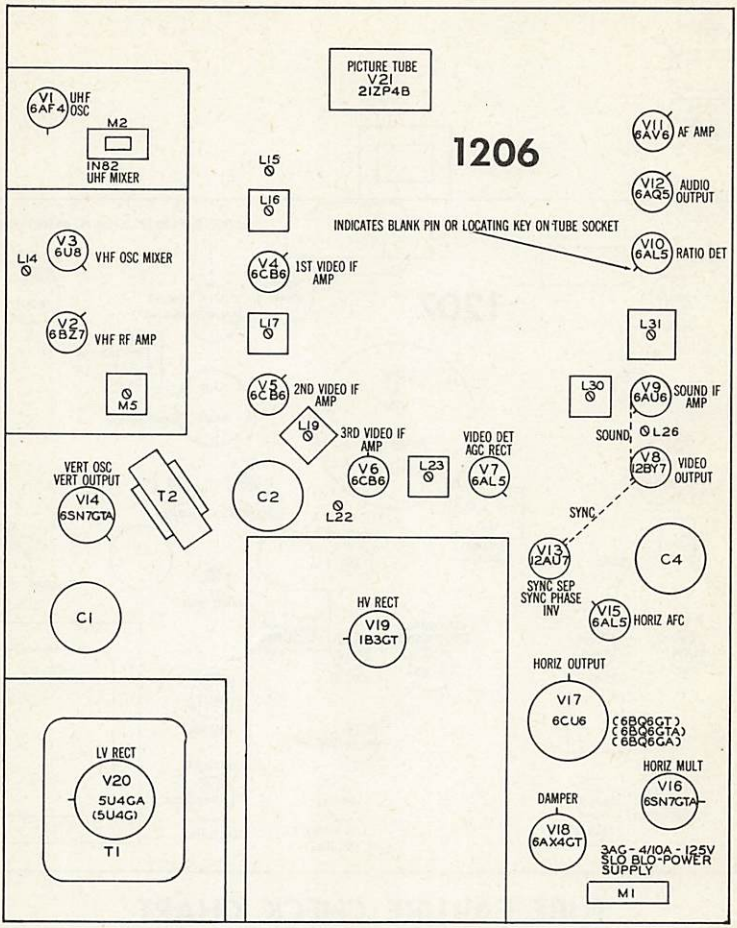

TUBE FAILURE CHECK CHART

The following chart lists tubes whose failures are most likely to produce the indicated symptoms. Refer to tube placement chart for location and type of tube.

POWER SUPPLY FAILURE
No raster, no sound - **V20, Fuse (M1)**

LOSS OF PICTURE OR SOUND
No pic, no sound, has raster - **V3, V4, V5, V6, V7, V8 (V1 UHF only)**
No pic, no sound, has snow - **V2, V3, V4**
No pic, has sound, has raster - **V8, V21**
Has pic, no sound - **V9, V10, V11, V12**

SYNC FAILURE
No vert. sync - **V13, V14**
No horiz. sync - **V13, V15, V16**
No vert. or horiz. sync - **V13**

SWEEP FAILURE
No raster, has sound - **V16, V17, V18, V19, V21**
No vertical deflection - **V14**
Poor vert. linearity or foldover - **V14**
Poor horiz. linearity or foldover - **V16, V17, V18**
Narrow picture - **V16, V17, V18, V19, V20**
Vert. off freq. - **V13, V14**
Horiz. off freq. - **V13, V15, V16**

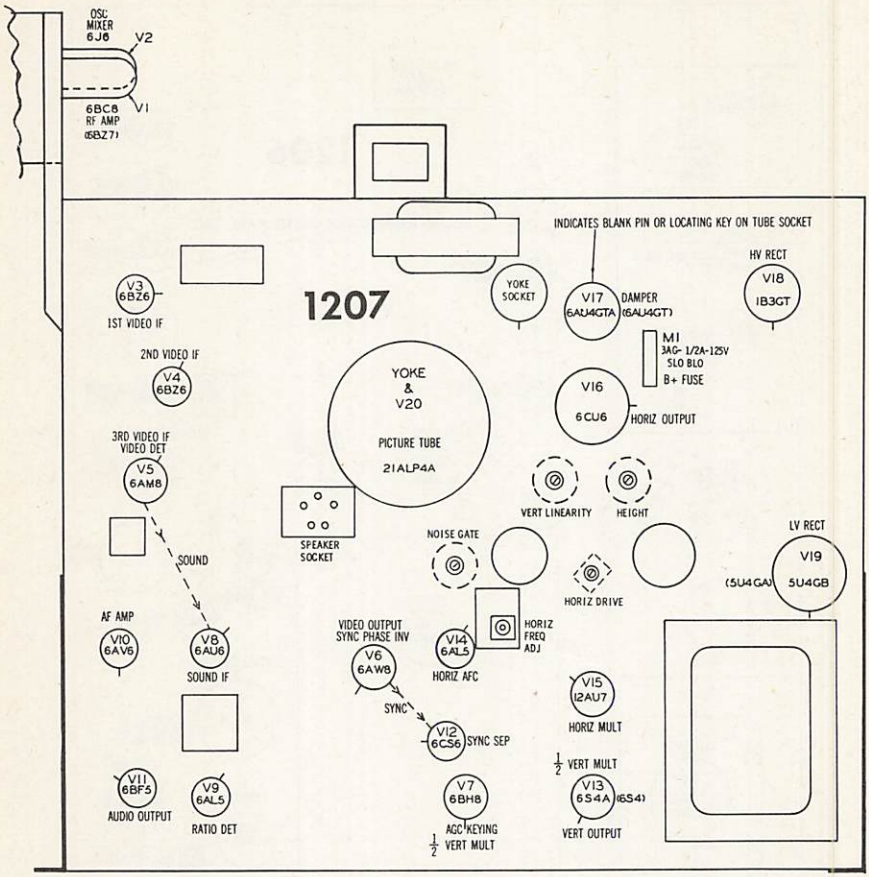

TUBE FAILURE CHECK CHART

The following chart lists tubes whose failures are most likely to produce the indicated symptoms. Refer to tube placement chart for location and type of tube.

POWER SUPPLY FAILURE
No raster, no sound - V19, Fuse (M1)

LOSS OF PICTURE OR SOUND
No pic, no sound, has raster - V2, V3, V4, V5, V11
No pic, no sound, has snow - V1, V2, V3
No pic, has sound, has raster - V6, V7, V20
Has pic, no sound - V8, V9, V10, V11
Overloaded picture - V7

SYNC FAILURE
No vert. sync - V6, V7, V13
No horiz. sync - V6, V14, V15
No vert. or horiz. sync - V6, V12

SWEEP FAILURE
No raster, has sound - V15, V16, V17, V18, V20
No vertical deflection - V7, V13
Poor vert. linearity or foldover - V7, V13
Poor horiz. linearity or foldover - V15, V16, V17
Narrow picture - V15, V16, V17, V18, V19
Vert. off freq. - V6, V7, V13
Horiz. off freq. - V6, V14, V15

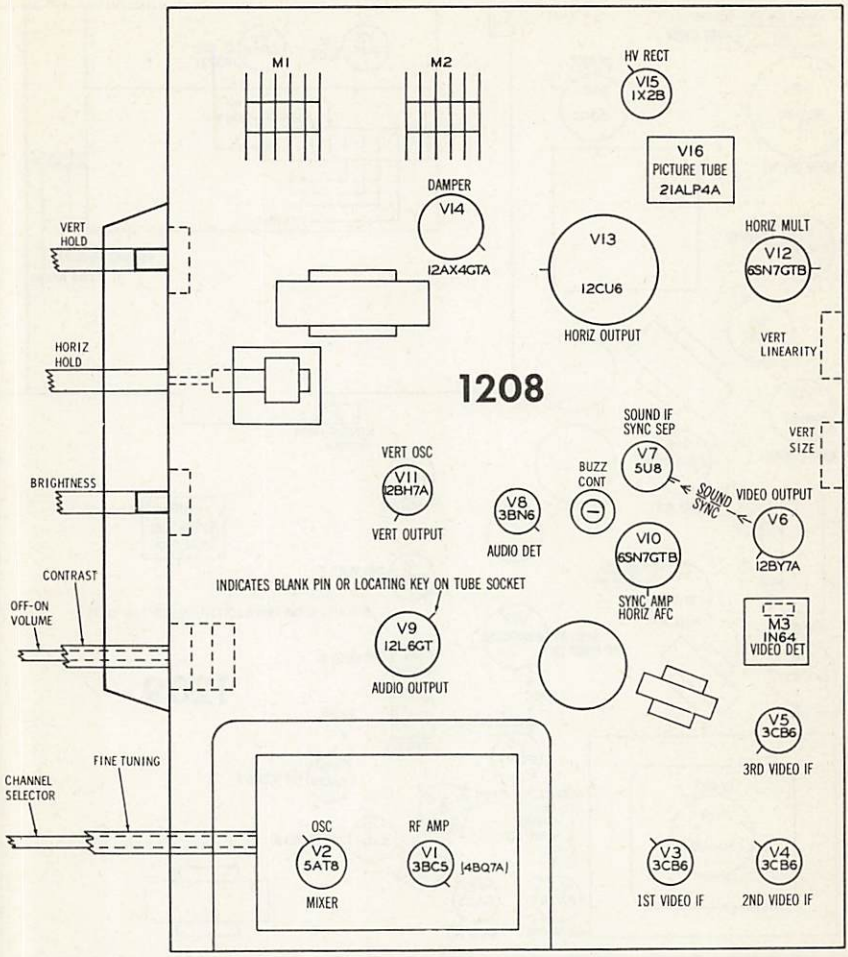

TUBE FAILURE CHECK CHART

The following chart lists tubes whose failures are most likely to produce the indicated symptoms. Refer to tube placement chart for location and type of tube.

POWER SUPPLY FAILURE
No raster, no sound - Selenium Rectifiers (M1 & M2)

SYNC FAILURE
No vert. sync - V10, V11
No horiz. sync - V10, V12
No vert. or horiz. sync - V7, V10

SWEEP FAILURE
No raster, has sound - V12, V13, V14, V15, V16
No vertical deflection - V11
Poor vert. linearity or foldover - V11
Poor horiz. linearity or foldover - V12, V13, V14
Narrow picture - V12, V13, V14, V15, M1, M2
Vert. off freq. - V10, V11
Horiz. off freq. - V10, V12

LOSS OF PICTURE OR SOUND
No pic, no sound, has raster - V2, V3, V4, V5, V6, V9
No pic, no sound, has snow - V1, V2, V3
No pic, has sound, has raster - V6, V16
Has pic, no sound - V7, V8, V9

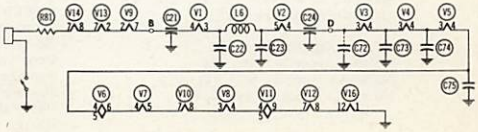

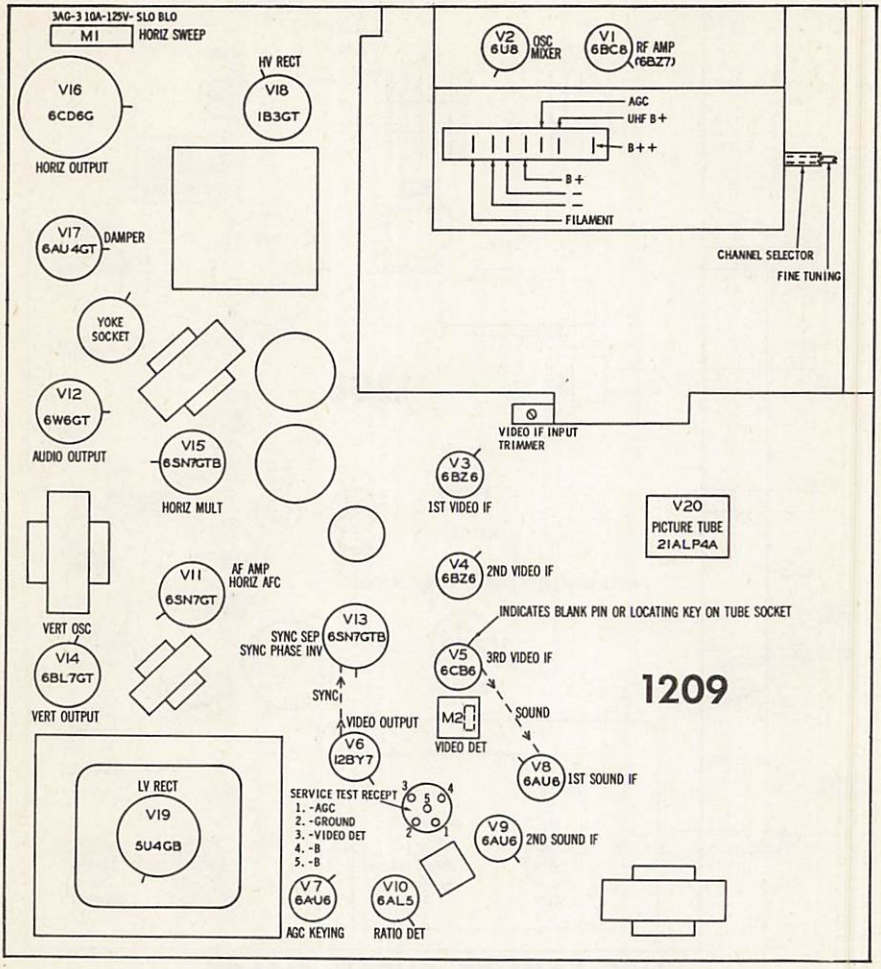

TUBE FAILURE CHECK CHART

The following chart lists tubes whose failures are most likely to produce the indicated symptoms. Refer to tube placement chart for location and type of tube.

POWER SUPPLY FAILURE
No raster, no sound - V19, Fuse (M2)

LOSS OF PICTURE OR SOUND
No pic, no sound, has raster - V2, V3, V4, V5
No pic, no sound, has snow - V1, V2, V3
No pic, has sound, has raster - V6, V7, V20
Has pic, no sound - V8, V9, V10, V11
Overloaded picture - V7

SYNC FAILURE
No vert. sync - V13, V14
No horiz. sync - V11, V13, V15
No vert. or horiz. sync - V13

SWEEP FAILURE
No raster, has sound - V15, V16, V17, V18, V20, Fuse (M1)
No vertical deflection - V14
Poor vert. linearity or foldover - V14
Poor horiz. linearity or foldover - V15, V16, V17
Narrow picture - V15, V16, V17, V18, V19
Vert. off freq. - V13, V14
Horiz. off freq. - V11, V13, V15

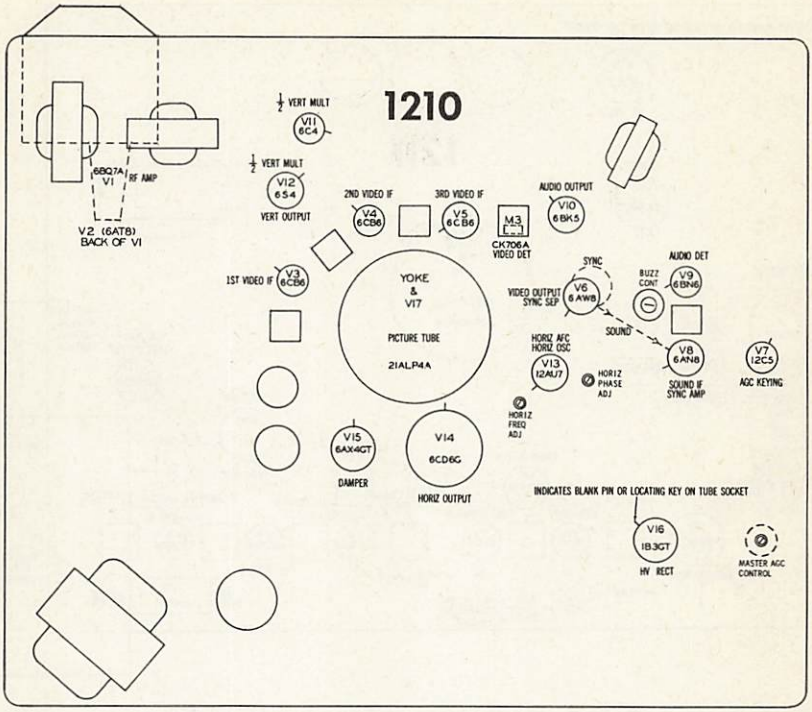

TUBE FAILURE CHECK CHART

The following chart lists tubes whose failures are most likely to produce the indicated symptoms. Refer to tube placement chart for location and type of tube.

POWER SUPPLY FAILURE
No raster, no sound - **Selenium Rectifiers (M1 & M2)**, Circuit breaker (M3)

LOSS OF PICTURE OR SOUND
No pic, no sound, has raster - V2, V3, V4, V5, V6
No pic, no sound, has snow - V1, V2, V3
No pic, has sound, has raster - V6, V7, V17
Has pic, no sound - V8, V9, V10
Overloaded picture - V7

SYNC FAILURE
No vert. sync - V8, V11, V12
No horiz. sync - V8, V13
No vert. or horiz. sync - V6, V8

SWEEP FAILURE
No raster, has sound - V13, V14, V15, V16, V17
No vertical deflection - V11, V12
Poor vert. linearity or foldover - V11, V12
Poor horiz. linearity or foldover - V13, V14, V15
Narrow picture - V13, V14, V15, V16, M1, M2
Vert. off freq. - V8, V11, V12
Horiz. off freq. - V8, V13

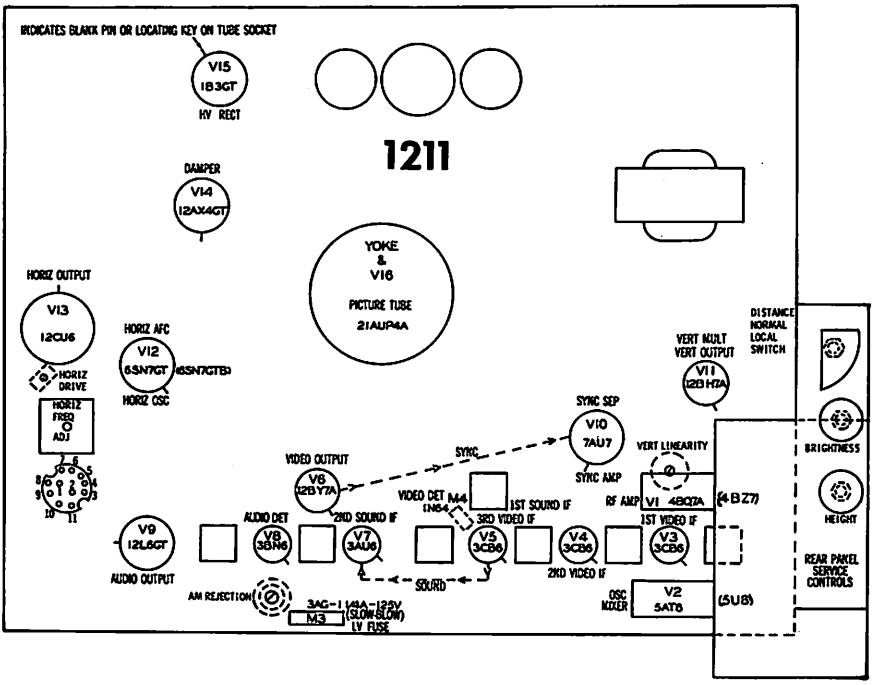

TUBE FAILURE CHECK CHART

The following chart lists tubes whose failures are most likely to produce the indicated symptoms. Refer to tube placement chart for location and type of tube.

POWER SUPPLY FAILURE
No raster, no sound - Selenium Rectifiers (M1 & M2) Fuse (M3)

LOSS OF PICTURE OR SOUND
No pic, no sound, has raster - V2, V3, V4, V5, V9
No pic, no sound, has snow - V1, V2, V3
No pic, has sound, has raster - V6, V16
Has pic, no sound - V7, V8, V9

SYNC FAILURE
No vert. sync - V10, V11
No horiz. sync - V10, V12
No vert. or horiz. sync - V10

SWEEP FAILURE
No raster, has sound - V12, V13, V14, V15, V16
No vertical deflection - V11
Poor vert. linearity or foldover - V11
Poor horiz. linearity or foldover - V12, V13, V14
Narrow picture - V12, V13, V14, V15, M1, M2
Vert. off freq. - V10, V11
Horiz. off freq. - V10, V12

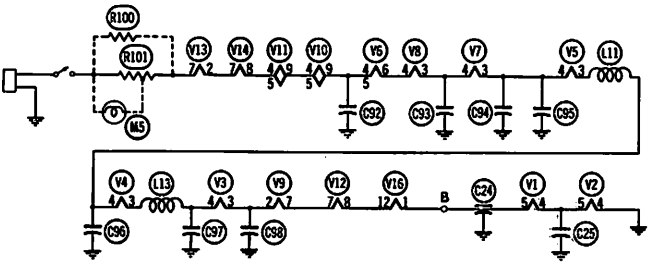

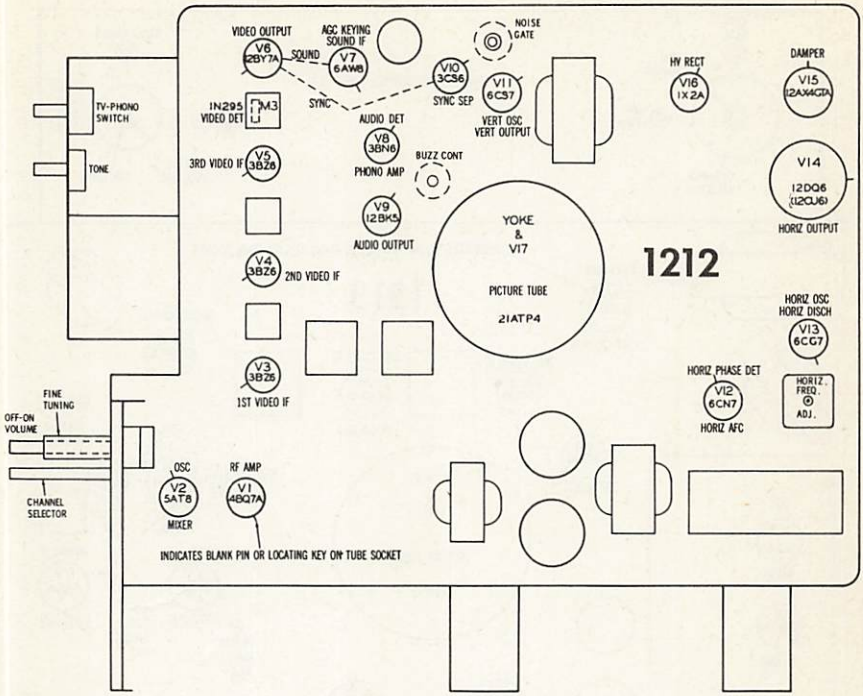

TUBE FAILURE CHECK CHART

The following chart lists tubes whose failures are most likely to produce the indicated symptoms. Refer to tube placement chart for location and type of tube.

POWER SUPPLY FAILURE
No raster, no sound -Selenium Rectifiers (M1 & M2)

LOSS OF PICTURE OR SOUND
No pic, no sound, has raster - V2, V3, V4, V5, V6, V9
No pic, no sound, has snow - V1, V2, V3
No pic, has sound, has raster - V6, V7, V17
Has pic, no sound - V7, V8, V9
Overloaded picture - V7

SYNC FAILURE
No vert. sync - V10, V11
No horiz. sync - V10, V12, V13
No vert. or horiz. sync - V10

SWEEP FAILURE
No raster, has sound - V13, V14, V15, V16, V17
No vertical deflection - V11
Poor vert. linearity or foldover - V11
Poor horiz. linearity or foldover - V13, V14, V15
Narrow picture - V13, V14, V15, V16, M1, M2
Vert. off freq. - V10, V11
Horiz. off freq. - V10, V12, V13

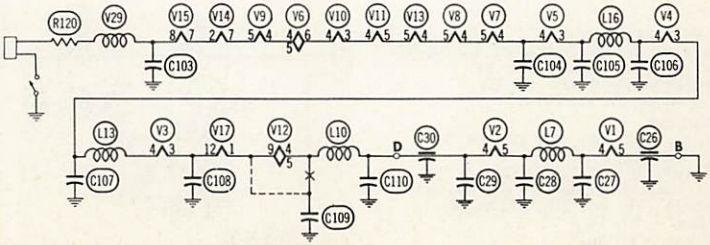

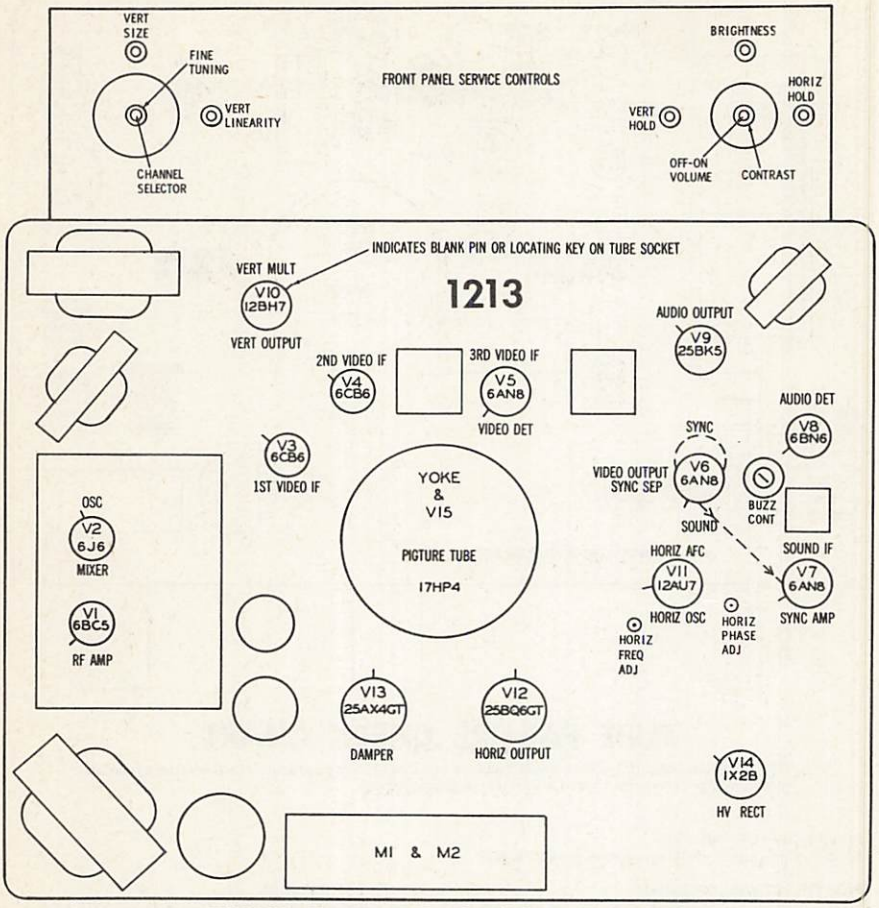

TUBE FAILURE CHECK CHART

The following chart lists tubes whose failures are most likely to produce the indicated symptoms. Refer to tube placement chart for location and type of tube.

POWER SUPPLY FAILURE
No raster, no sound - Selenium Rectifiers (M1 & M2)

SYNC FAILURE
No vert. sync - V7, V10
No horiz. sync - V7, V11
No vert. or horiz. sync - V6, V7

NOTE: Since this receiver employs tubes used in a series-parallel filament network, an open filament in any tube in series may cause the set to be inoperative. (See Circuit below).

LOSS OF PICTURE OR SOUND
No pic, no sound, has raster - V2, V3, V4, V5, V6
No pic, no sound, has snow - V1, V2, V3
No pic, has sound, has raster - V6, V15
Has pic, no sound - V7, V8, V9

SWEEP FAILURE
No raster, has sound - V11, V12, V13, V14, V15
No vertical deflection - V10
Poor vert. linearity or foldover - V10
Poor horiz. linearity or foldover - V11, V12, V13
Narrow picture - V11, V12, V13, V14, M1, M2
Vert. off freq. - V7, V10
Horiz. off freq. - V7, V11

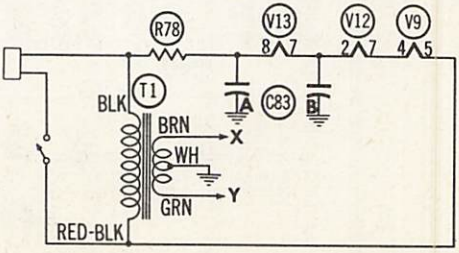

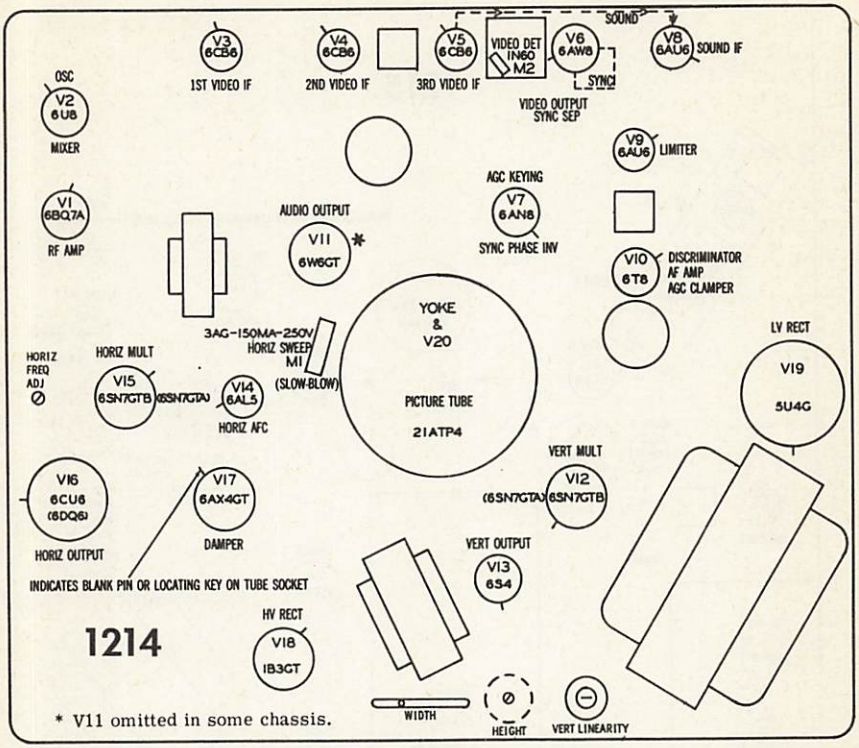

TUBE FAILURE CHECK CHART

The following chart lists tubes whose failures are most likely to produce the indicated symptoms. Refer to tube placement chart for location and type of tube.

POWER SUPPLY FAILURE
No raster, no sound - V19

LOSS OF PICTURE OR SOUND
No pic, no sound, has raster - V2, V3, V4, V5, V11
No pic, no sound, has snow - V1, V2, V3
No pic, has sound, has raster - V6, V7, V20
Has pic, no sound - V8, V9, V10, V11
Overloaded picture - V7, V10

SYNC FAILURE
No vert. sync - V7, V12
No horiz. sync - V7, V14, V15
No vert. or horiz. sync - V6, V7

SWEEP FAILURE
No raster, has sound - V15, V16, V17, V18, V20, Fuse (M1)
No vertical deflection - V12, V13
Poor vert. linearity or foldover - V12, V13
Poor horiz. linearity or foldover - V15, V16, V17
Narrow picture - V15, V16, V17, V18, V19
Vert. off freq. - V7, V12
Horiz. off freq. - V7, V14, V15

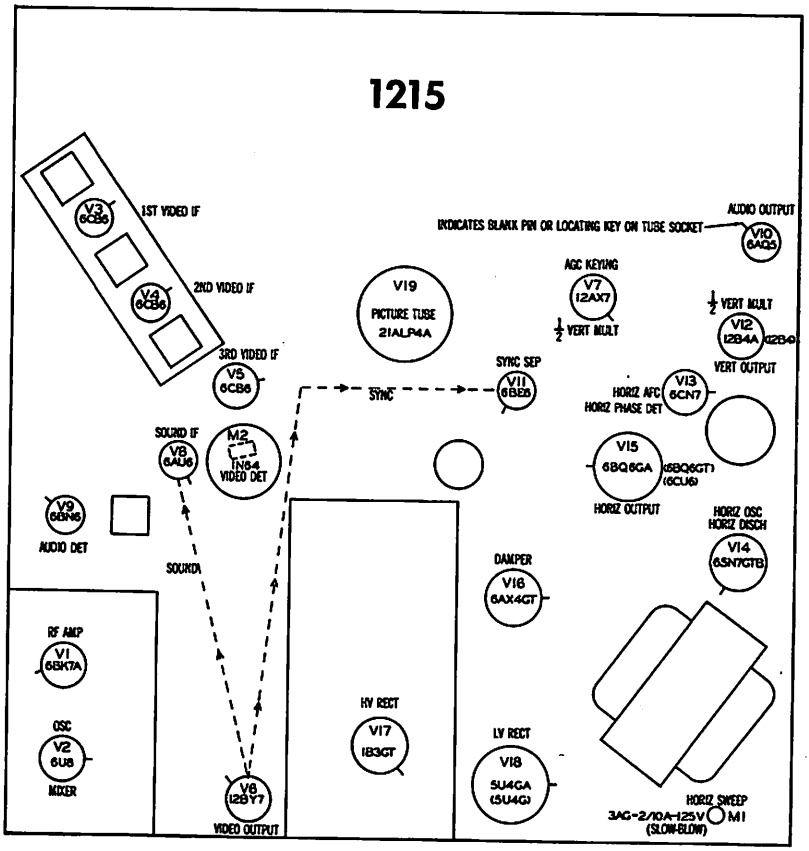

TUBE FAILURE CHECK CHART

The following chart lists tubes whose failures are most likely to produce the indicated symptoms. Refer to tube placement chart for location and type of tube.

POWER SUPPLY FAILURE
No raster, no sound - V18

LOSS OF PICTURE OR SOUND
No pic, no sound, has raster - V2, V3, V4, V5, V6
No pic, no sound, has snow - V1, V2, V3
No pic, has sound, has raster - V6, V7, V19
Has pic, no sound - V8, V9, V10
Overloaded picture - V7

SYNC FAILURE
No vert. sync - V7, V11, V12
No horiz. sync - V11, V13, V14
No vert. or horiz. sync - V11

SWEEP FAILURE
No raster, has sound - V14, V15, V16, V17, V19 Fuse (M1)
No vertical deflection - V7, V12
Poor vert. linearity or foldover - V7, V12
Poor horiz. linearity or foldover - V14, V15, V16
Narrow picture - V14, V15, V16, V17, V18
Vert. off freq. - V7, V11, V12
Horiz. off freq. - V11, V13, V14

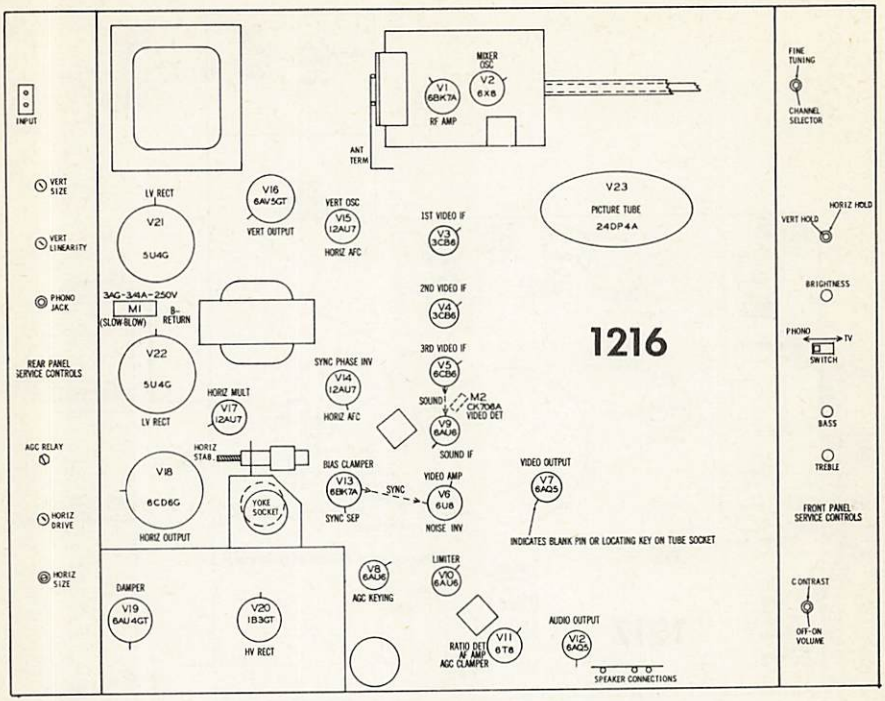

TUBE FAILURE CHECK CHART

The following chart lists tubes whose failures are most likely to produce the indicated symptoms. Refer to tube placement chart for location and type of tube.

POWER SUPPLY FAILURE
No raster, no sound - V21, V22, Fuse (M1)

LOSS OF PICTURE OR SOUND
No pic, no sound, has raster - V2, V3, V4, V5
No pic, no sound, has snow - V1, V2, V3
No pic, has sound, has raster - V6, V7, V8, V23
Has pic, no sound - V9, V10, V11, V12
Overloaded picture - V8, V11

SYNC FAILURE
No vert. sync - V14, V15
No horiz. sync - V14, V17
No vert. or horiz. sync - V13, V14

SWEEP FAILURE
No raster, has sound - V17, V18, V19, V20, V23
No vertical deflection - V14, V15
Poor vert. linearity or foldover - V14, V15
Poor horiz. linearity or foldover - V17, V18, V19
Narrow picture - V17, V18, V19, V20, V21, V22
Vert. off freq. - V14, V15
Horiz. off freq. - V14, V17

NOTE: V3 and V4 are connected in series. An open filament in either one of these tubes may cause the set to be inoperative.

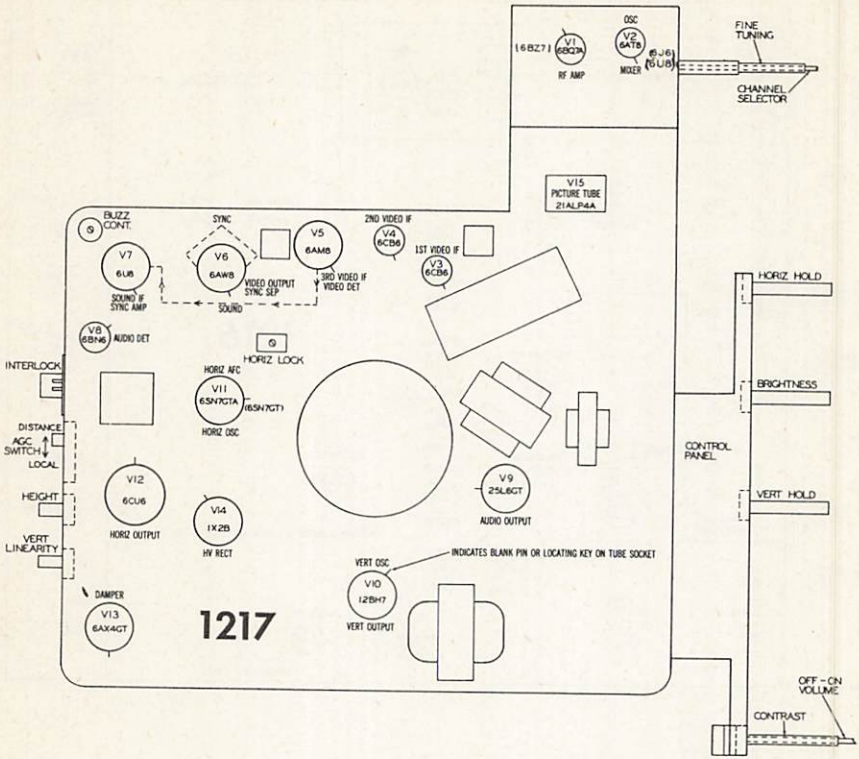

TUBE FAILURE CHECK CHART

The following chart lists tubes whose failures are most likely to produce the indicated symptoms. Refer to tube placement chart for location and type of tube.

POWER SUPPLY FAILURE
No raster, no sound - **Selenium Rectifiers (M1 & M2)**

LOSS OF PICTURE OR SOUND
No pic, no sound, has raster - V2, V3, V4, V5, V9
No pic, no sound, has snow - V1, V2, V3
No pic, has sound, has raster - V6, V15
Has pic, no sound - V7, V8, V9

SYNC FAILURE
No vert. sync - V7, V10
No horiz. sync - V7, V11
No vert. or horiz. sync - V6, V7

SWEEP FAILURE
No raster, has sound - V11, V12, V13, V14, V15
No vertical deflection - V10
Poor vert. linearity or foldover - V10
Poor horiz. linearity or foldover - V11, V12, V13
Narrow picture - V11, V12, V13, M1, M2
Vert. off freq. - V7, V10
Horiz. off freq. - V7, V11

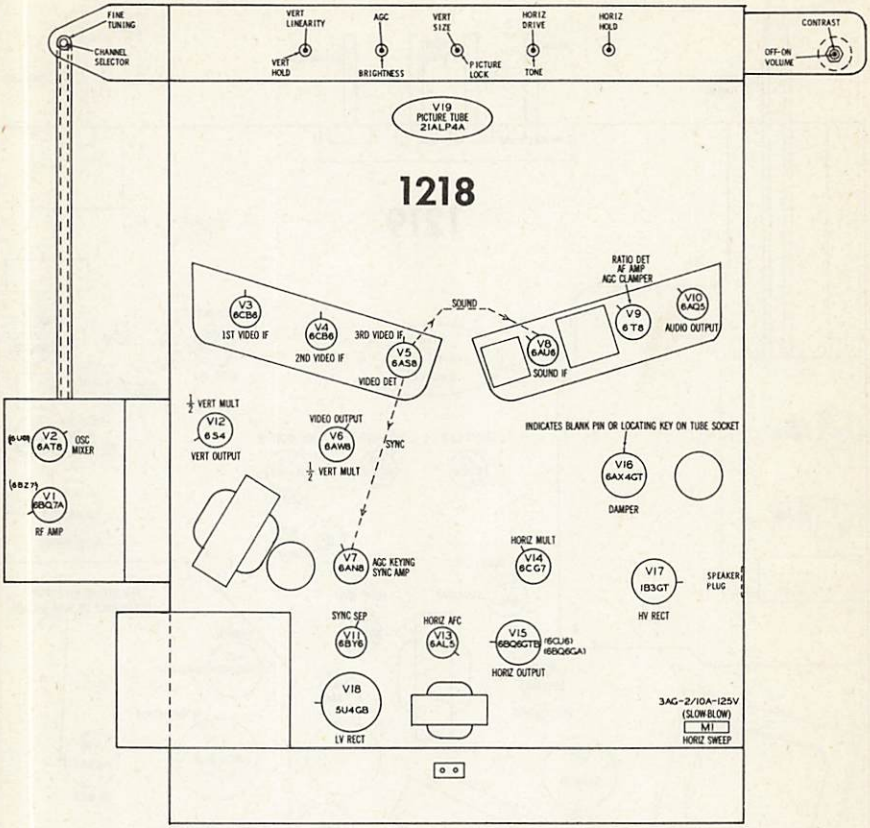

TUBE FAILURE CHECK CHART

The following chart lists tubes whose failures are most likely to produce the indicated symptoms. Refer to tube placement chart for location and type of tube.

POWER SUPPLY FAILURE
No raster, no sound - V18

LOSS OF PICTURE OR SOUND
No pic, no sound, has raster - V2, V3, V4, V5
No pic, no sound, has snow - V1, V2, V3
No pic, has sound, has raster - V6, V7, V19
Has pic, no sound - V8, V9, V10
Overloaded picture - V7, V9

SYNC FAILURE
No vert. sync - V6, V11, V12
No horiz. sync - V11, V13, V14
No vert. or horiz. sync - V7, V11

SWEEP FAILURE
No raster, has sound - V14, V15, V16, V17, V19, Fuse (M1)
No vertical deflection - V6, V12
Poor vert. linearity or foldover - V6, V12
Poor horiz. linearity or foldover - V14, V15, V16
Narrow picture - V14, V15, V16, V17, V18
Vert. off freq. - V6, V11, V12
Horiz. off freq. - V11, V13, V14

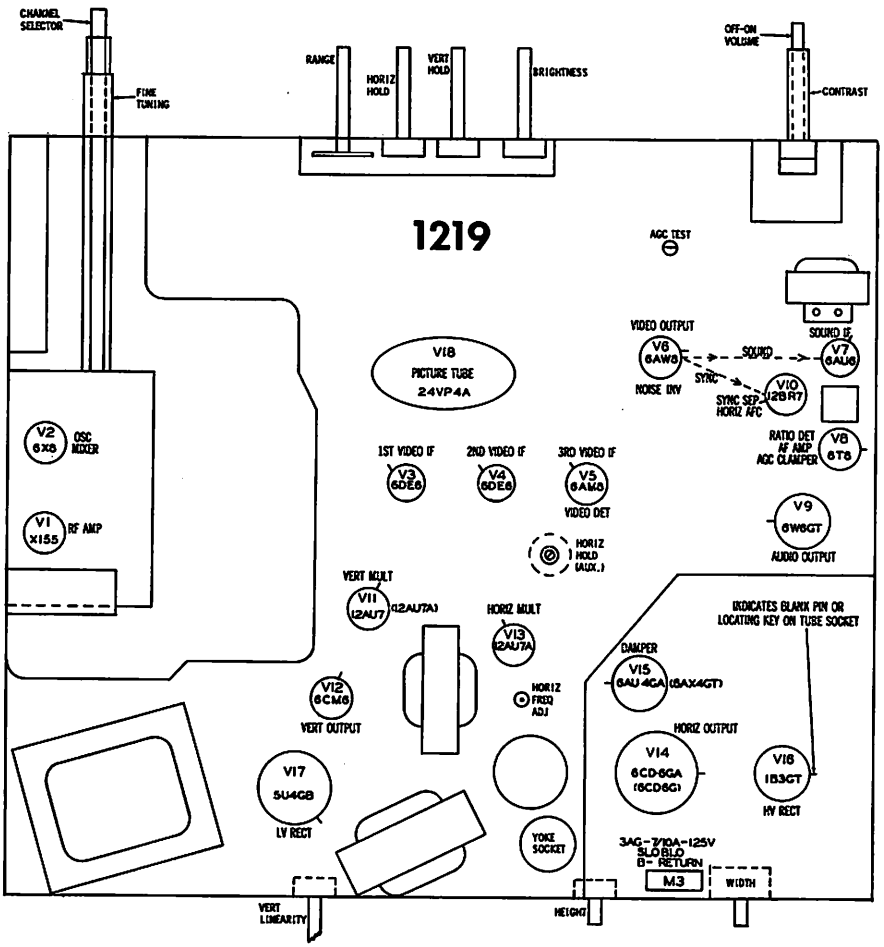

TUBE FAILURE CHECK CHART

The following chart lists tubes whose failures are most likely to produce the indicated symptoms. Refer to tube placement chart for location and type of tube.

POWER SUPPLY FAILURE
No raster, no sound - V17, Fuses (M1, M2, M3)

LOSS OF PICTURE OR SOUND
No pic, no sound, has raster - V2, V3, V4, V5, V6, V9
No pic, no sound, has snow - V1, V2, V3
No pic, has sound, has raster - V6, V18
Has pic, no sound - V7, V8, V9

SYNC FAILURE
No vert. sync - V10, V11
No horiz. sync - V10, V13
No vert. or horiz. sync - V10

SWEEP FAILURE
No raster, has sound - V13, V14, V15, V16, V18
No vertical deflection - V11, V12
Poor vert. linearity or foldover - V11, V12
Poor horiz. linearity or foldover - V13, V14, V15
Narrow picture - V13, V14, V15, V16, V17
Vert. off freq. - V10, V11
Horiz. off freq. - V10, V13

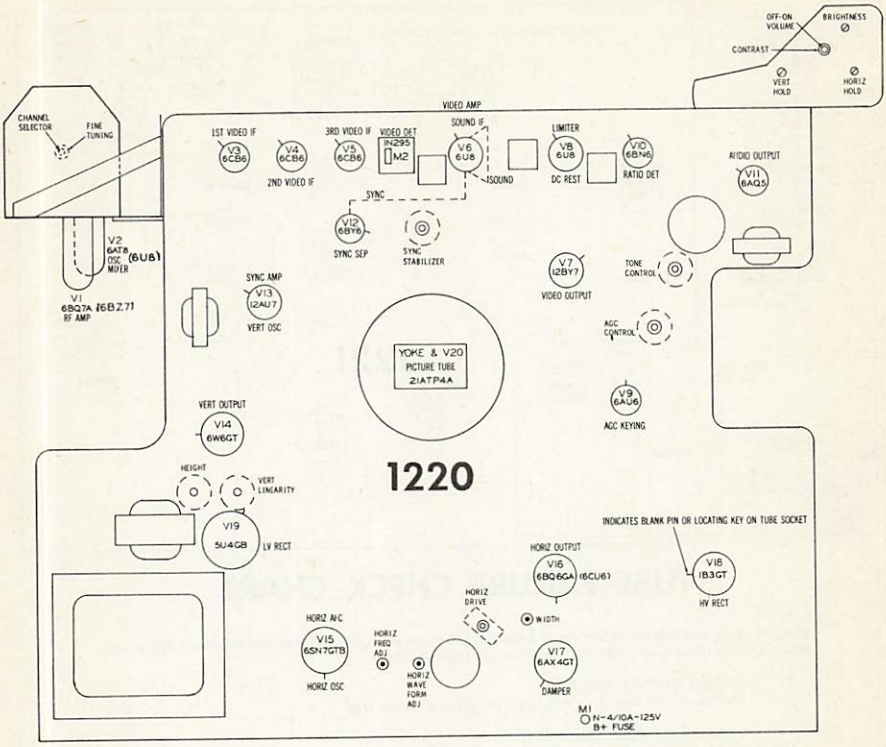

TUBE FAILURE CHECK CHART

The following chart lists tubes whose failures are most likely to produce the indicated symptoms. Refer to tube placement chart for location and type of tube.

POWER SUPPLY FAILURE
No raster, no sound - V19, Fuse (M1)

LOSS OF PICTURE OR SOUND
No pic, no sound, has raster - V2, V3, V4, V5
No pic, no sound, has snow - V1, V2, V3
No pic, has sound, has raster - V6, V7, V8, V20
Has pic, no sound -V6, V9, V10, V11
Overloaded picture - V8

SYNC FAILURE
No vert. sync - V13
No horiz. sync - V13, V15
No vert. or horiz. sync - V12, V13

SWEEP FAILURE
No raster, has sound - V15, V16, V17, V18, V20
No vertical deflection - V13, V14
Poor vert. linearity or foldover - V13, V14
Poor horiz. linearity or foldover - V15, V16, V17
Narrow picture - V15, V16, V17, V18, V19
Vert. off freq. - V13
Horiz. off freq. - V13, V15

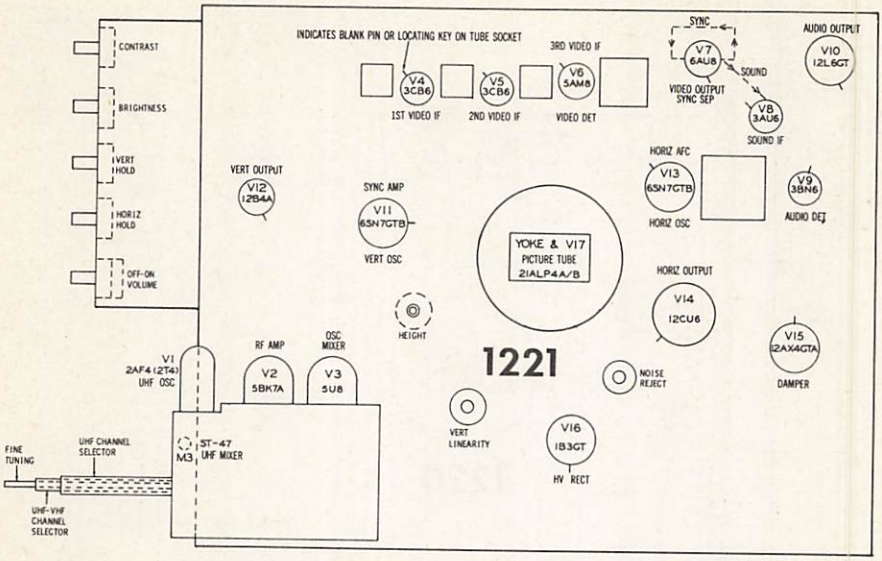

TUBE FAILURE CHECK CHART

The following chart lists tubes whose failures are most likely to produce the indicated symptoms. Refer to tube placement chart for location and type of tube.

POWER SUPPLY FAILURE
No raster, no sound - **Selenium Rectifiers (M1 & M2)**

LOSS OF PICTURE OR SOUND
No pic, no sound, has raster - **V3, V4, V5, V6, V7, V10 (V1 UHF only)**
No pic, no sound, has snow - **V2, V3, V4**
No pic, has sound, has raster - **V7, V17**
Has pic, no sound - **V8, V9, V10**

SYNC FAILURE
No vert. sync - **V11**
No horiz. sync - **V11, V13**
No vert. or horiz. sync - **V7, V11**

SWEEP FAILURE
No raster, has sound - **V13, V14, V15, V16, V17**
No vertical deflection - **V11, V12**
Poor vert. linearity or foldover - **V11, V12**
Poor horiz. linearity or foldover - **V13, V14, V15**
Narrow picture - **V13, V14, V15, V16, M1, M2**
Vert. off freq. - **V11**
Horiz. off freq. - **V11, V13**

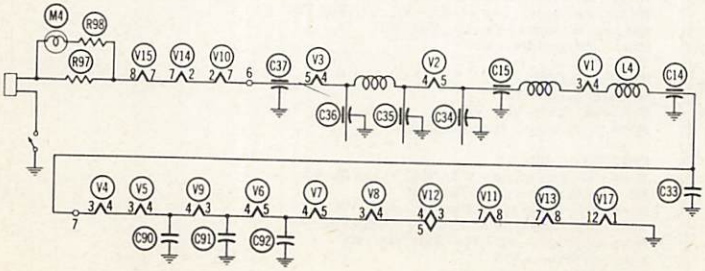

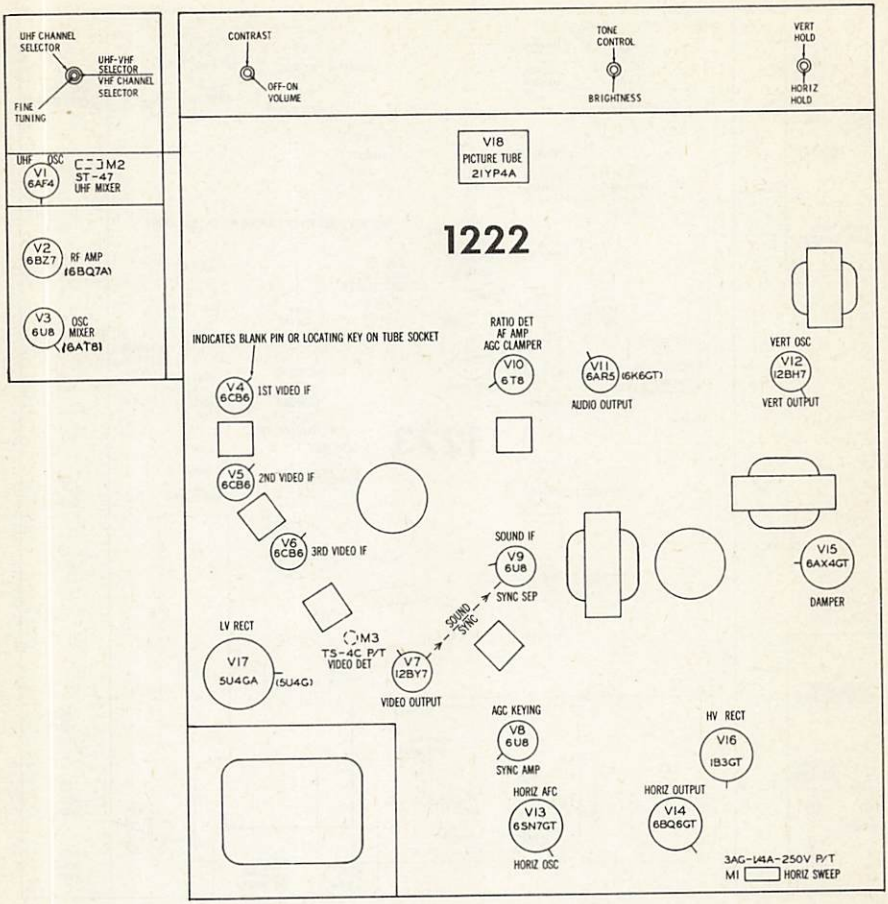

TUBE FAILURE CHECK CHART

The following chart lists tubes whose failures are most likely to produce the indicated symptoms. Refer to tube placement chart for location and type of tube.

POWER SUPPLY FAILURE
No raster, no sound - V17

LOSS OF PICTURE OR SOUND
No pic, no sound, has raster - V3, V4, V5, V6, V7 (V1 UHF only)
No pic, no sound, has snow - V2, V3, V4
No pic, has sound, has raster - V7, V8, V18
Has pic, no sound - V9, V10, V11
Overloaded picture - V8, V10

SWEEP FAILURE
No raster, has sound - V13, V14, V15, V16, V18, Fuse (M1)
No vertical deflection - V12
Poor vert. linearity or foldover - V12
Poor horiz. linearity or foldover - V13, V14, V15
Narrow picture - V13, V14, V15, V16, V17
Vert. off freq. - V8, V12
Horiz. off freq. - V8, V13

SYNC FAILURE
No vert. sync - V8, V12
No horiz. sync - V8, V13
No vert. or horiz. sync - V8, V9

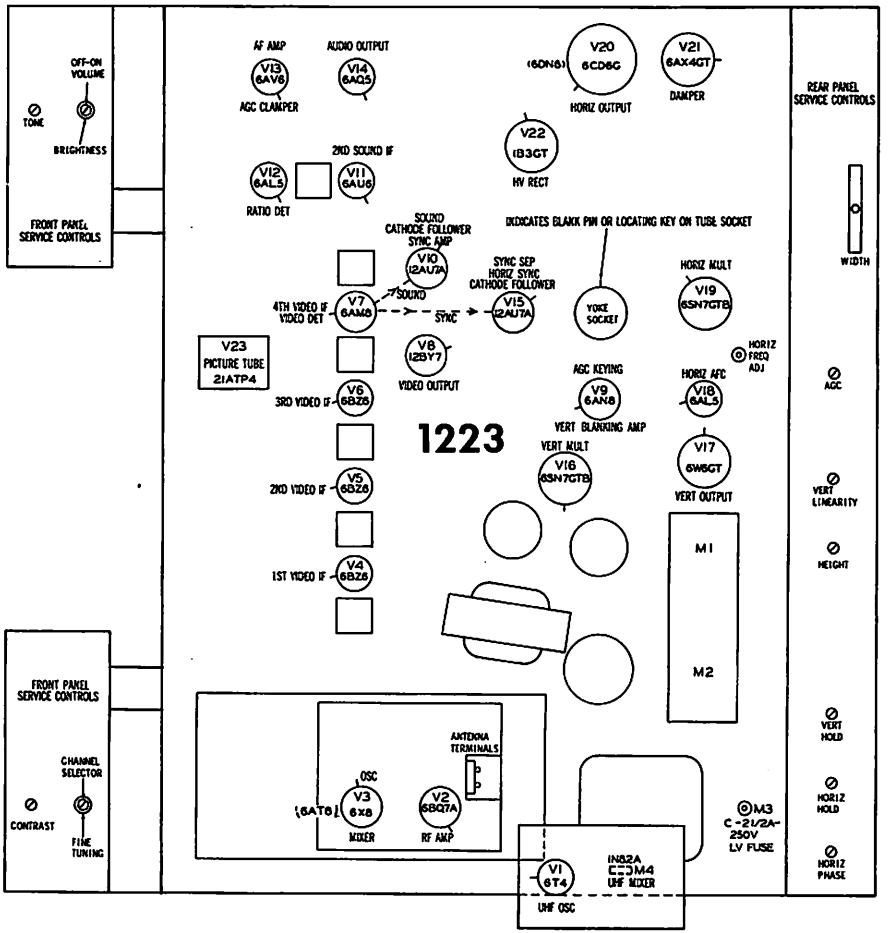

TUBE FAILURE CHECK CHART

The following chart lists tubes whose failures are most likely to produce the indicated symptoms. Refer to tube placement chart for location and type of tube.

POWER SUPPLY FAILURE
No raster, no sound - Selenium Rectifiers (M1 & M2), fuses (M3 & M4)

LOSS OF PICTURE OR SOUND
No pic, no sound, has raster - V3, V4, V5, V6, V7 (V1 - UHF only)
No pic, no sound, has snow - V2, V3, V4
No pic, has sound, has raster - V8, V9, V23
Has pic, no sound - V10, V11, V12, V13, V14
Overloaded picture - V9, V13

SYNC FAILURE
No vert. sync - V15, V16
No horiz. sync - V15, V18, V19
No vert. or horiz. sync - V10, V15

SWEEP FAILURE
No raster, has sound - V19, V20, V21, V22, V23
No vertical deflection - V16, V17
Poor vert. linearity or foldover - V16, V17
Poor horiz. linearity or foldover - V19, V20, V21
Narrow picture - V19, V20, V21, V22, M1, M2
Vert. off freq. - V15, V16
Horiz. off freq. - V15, V18, V19

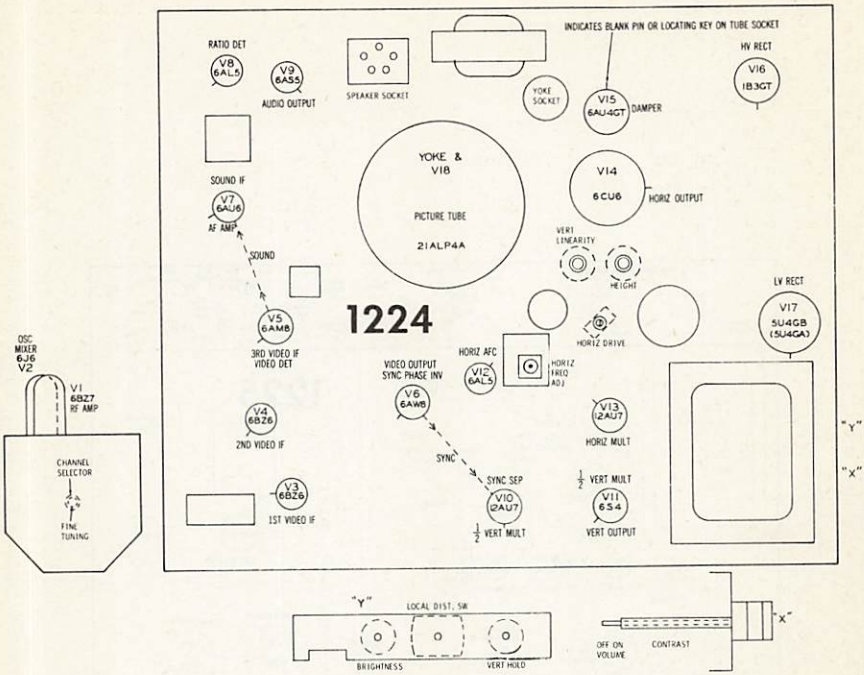

TUBE FAILURE CHECK CHART

The following chart lists tubes whose failures are most likely to produce the indicated symptoms. Refer to tube placement chart for location and type of tube.

POWER SUPPLY FAILURE
No raster, no sound - V17, Fuse (M1)

LOSS OF PICTURE OR SOUND
No pic, no sound, has raster - V2, V3, V4, V5, V9
No pic, no sound, has snow - V1, V2, V3
No pic, has sound, has raster -V6, V18
Has pic, no sound - V7, V8, V9

SYNC FAILURE
No vert. sync - V6, V10, V11
No horiz. sync - V6, V12, V13
No vert. or horiz. sync - V6, V10

SWEEP FAILURE
No raster, has sound - V13, V14, V15, V16, V18
No vertical deflection - V10, V11
Poor vert. linearity or foldover - V10, V11
Poor horiz. linearity or foldover -V13, V14, V15
Narrow picture - V13, V14, V15, V16, V17
Vert. off freq. - V6, V10, V11
Horiz. off freq. - V6, V12, V13

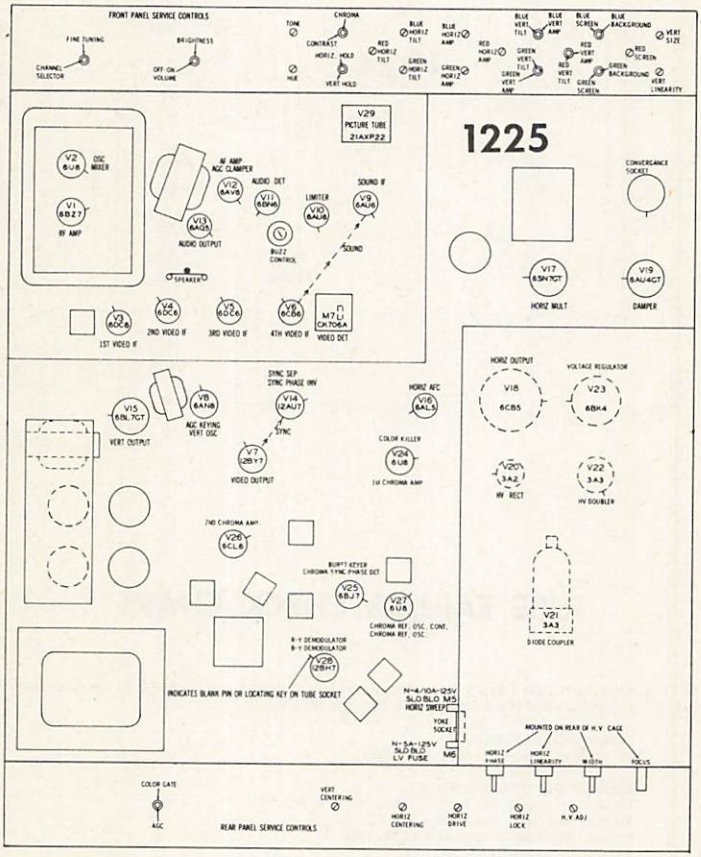
FRONT PANEL SERVICE CONTROLS
FINE TUNING
CHANNEL SELECTOR
BRIGHTNESS
OFF-ON VOLUME
TONE
CHROMA
CONTRAST
HORIZ. HOLD
HUE
VERT HOLD
BLUE HORIZ TILT
RED HORIZ TILT
GREEN HORIZ TILT
BLUE HORIZ AMP
RED HORIZ AMP
GREEN HORIZ AMP
BLUE VERT TILT
BLUE VERT AMP
GREEN VERT TILT
GREEN VERT AMP
RED VERT TILT
RED VERT AMP
BLUE SCREEN
BLUE BACKGROUND
RED SCREEN
GREEN SCREEN
GREEN BACKGROUND
VERT SIZE
VERT LINEARITY
V29 PICTURE TUBE 21AXP22
1225
V2 6U8 OSC MIXER
V1 6BZ7 RF AMP
AF AMP AGC CLAMPER
V12 6AV6
AUDIO DET
V11 6BH6
LIMITER
V10 6AU6
SOUND IF
V9 6AU6
V13 6AQ5 AUDIO OUTPUT
BUZZ CONTROL
SOUND
SPEAKER
V3 6DC6 1ST VIDEO IF
V4 6DC6 2ND VIDEO IF
V5 6DC6 3RD VIDEO IF
V6 6CB6 4TH VIDEO IF
M7U CK706A VIDEO DET
CONVERGANCE SOCKET
V17 6SN7GT HORIZ MULT
V19 6AU4GT DAMPER
HORIZ OUTPUT
V18 6CB5
VOLTAGE REGULATOR
V23 6BK4
V20 3A2 HV RECT
V22 3A3 HV DOUBLER
V21 3A3 DIODE COUPLER
V15 6BL7GT VERT OUTPUT
V8 6AH6 AGC KEYING VERT OSC
SYNC SEP SYNC PHASE INV
V14 12AU7
SYNC
V7 12BY7 VIDEO OUTPUT
HORIZ AFC
V16 6AL5
COLOR KILLER
V24 6U8 1st CHROMA AMP
2ND CHROMA AMP
V26 6CL6
BURST KEYER CHROMA SYNC PHASE DET
V25 6BJ7
V27 6U8 CHROMA REF. OSC. CONT. CHROMA REF. OSC.
R-Y DEMODULATOR B-Y DEMODULATOR
V28 12BH7
INDICATES BLANK PIN OR LOCATING KEY ON TUBE SOCKET
N-4/10A-125V SLO BLO M5 HORIZ SWEEP
YOKE SOCKET
N-5A-125V SLO BLO L.V. FUSE M6
MOUNTED ON REAR OF H.V. CAGE
HORIZ PHASE
HORIZ LINEARITY
WIDTH
FOCUS
COLOR GATE
AGC
VERT CENTERING
REAR PANEL SERVICE CONTROLS
HORIZ CENTERING
HORIZ DRIVE
HORIZ LOCK
H.V. ADJ

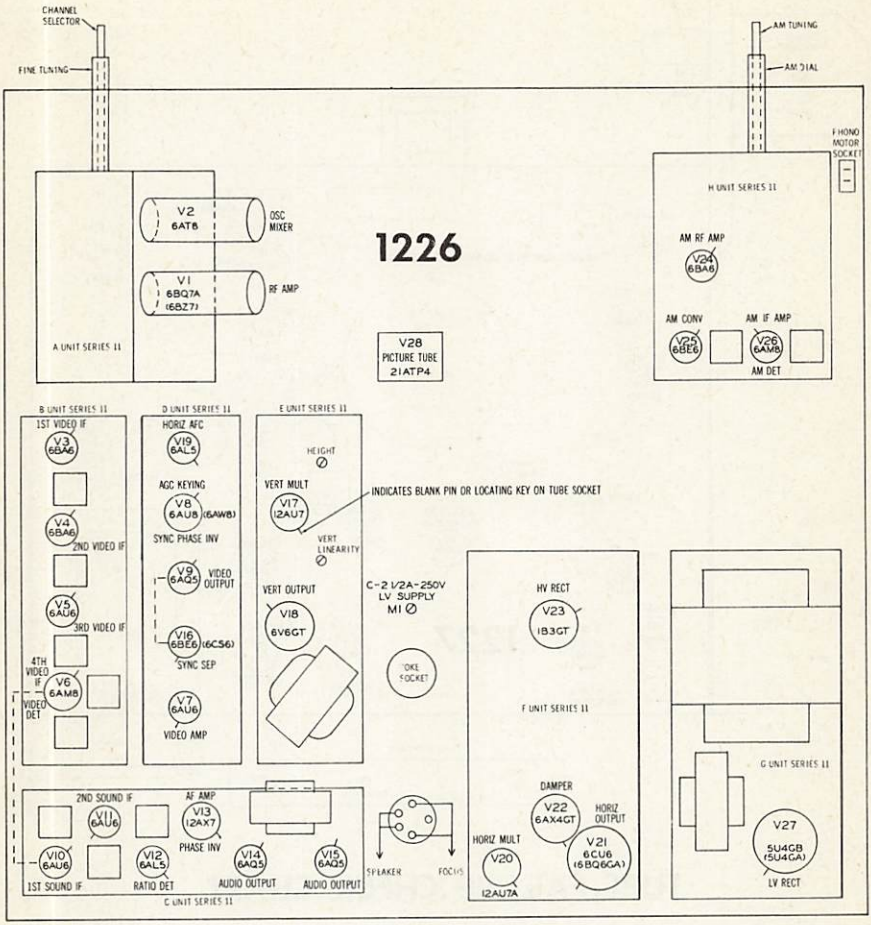

TUBE FAILURE CHECK CHART

The following chart lists tubes whose failures are most likely to produce the indicated symptoms. Refer to tube placement chart for location and type of tube.

POWER SUPPLY FAILURE
No raster, no sound - V27, Fuse (M1)

LOSS OF PICTURE OR SOUND
No pic, no sound, has raster - V2, V3, V4, V5, V6
No pic, no sound, has snow - V1, V2, V3
No pic, has sound, has raster - V7, V8, V9, V28
Has pic, no sound - V10, V11, V12, V13, V14, V15
Overloaded picture - V8

SYNC FAILURE
No vert. sync - V8, V17
No horiz. sync - V8, V19, V20
No vert. or horiz. sync - V8, V16

SWEEP FAILURE
No raster, has sound - V20, V21, V22, V23, V28
No vertical deflection - V17, V18
Poor vert. linearity or foldover - V17, V18
Poor horiz. linearity or foldover - V20, V21, V22
Narrow picture - V20, V21, V22, V23, V27
Vert. off freq. - V8, V17
Horiz. off freq. - V8, V19, V20

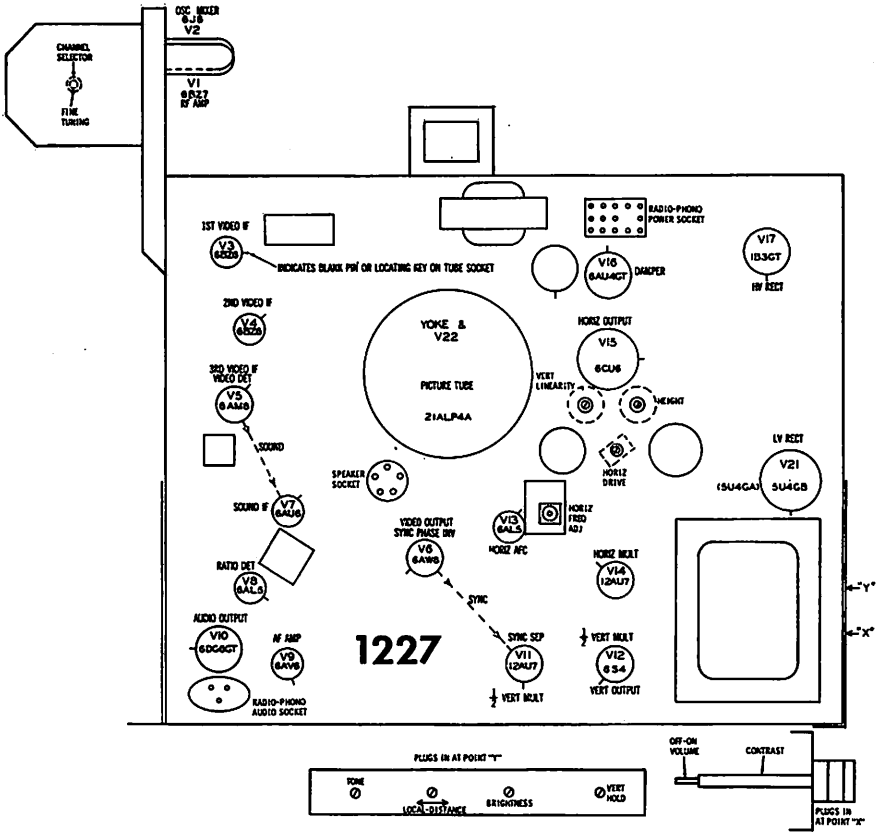

TUBE FAILURE CHECK CHART

The following chart lists tubes whose failures are most likely to produce the indicated symptoms. Refer to tube placement chart for location and type of tube.

POWER SUPPLY FAILURE
No raster, no sound - V21, Fuse (M1)

LOSS OF PICTURE OR SOUND
No pic, no sound, has raster - V2, V3, V4, V5, V10
No pic, no sound, has snow - V1, V2, V3
No pic, has sound, has raster - V6, V22
Has pic, no sound - V7, V8, V9, V10

SYNC FAILURE
No vert. sync - V6, V11, V12
No horiz. sync - V6, V13, V14
No vert. or horiz. sync - V6, V11

SWEEP FAILURE
No raster, has sound - V14, V15, V16, V17, V22
No vertical deflection - V11, V12
Poor vert. linearity or foldover - V11, V12
Poor horiz. linearity or foldover - V14, V15, V16
Narrow picture - V14, V15, V16, V17, V21
Vert. off freq. - V6, V11, V12
Horiz. off freq. - V6, V13, V14

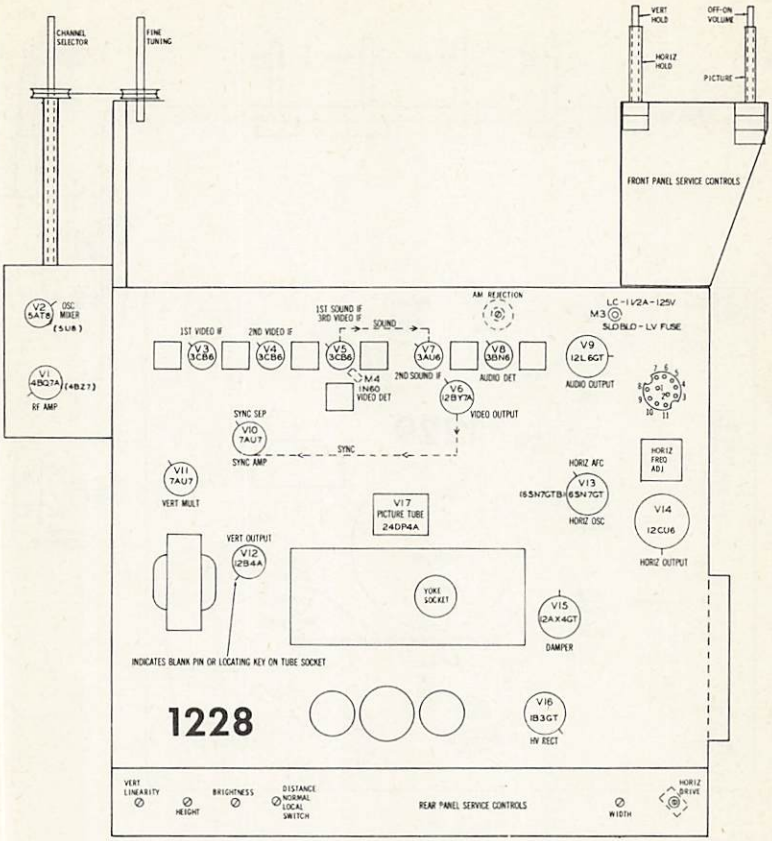

TUBE FAILURE CHECK CHART

The following chart lists tubes whose failures are most likely to produce the indicated symptoms. Refer to tube placement chart for location and type of tube.

POWER SUPPLY FAILURE
No raster, no sound - **Selenium Rectifiers (M1 & M2), Fuse (M3)**

LOSS OF PICTURE OR SOUND
No pic, no sound, has raster - **V2, V3, V4, V5, V9**
No pic, no sound, has snow - **V1, V2, V3**
No pic, has sound, has raster - **V6, V17**
Has pic, no sound - **V5, V7, V8, V9**

SYNC FAILURE
No vert. sync - **V10, V11**
No horiz. sync - **V10, V13**
No vert. or horiz. sync - **V10**

SWEEP FAILURE
No raster, has sound - **V13, V14, V15, V16, V17**
No vertical deflection - **V11, V12**
Poor vert. linearity or foldover - **V11, V12**
Poor horiz. linearity or foldover - **V13, V14, V15**
Narrow picture - **V13, V14, V15, V16, M1, M2**
Vert. off freq. - **V10, V11**
Horiz. off freq. - **V10, V13**

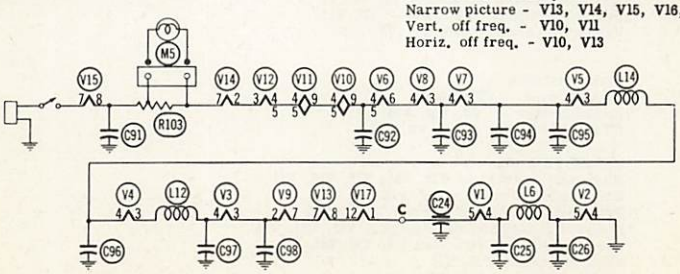

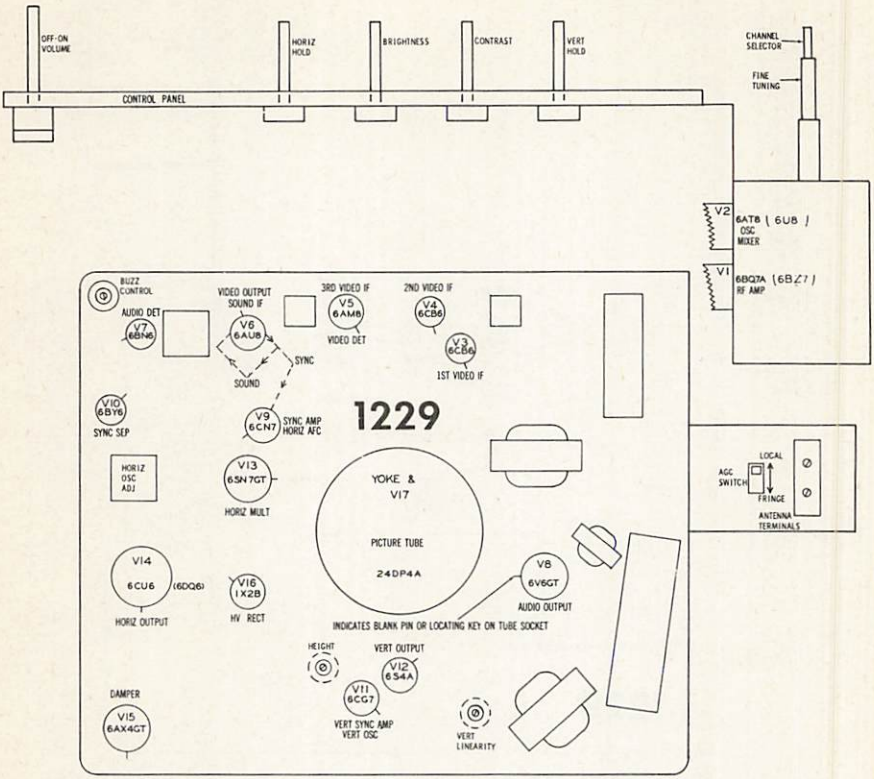

TUBE FAILURE CHECK CHART

The following chart lists tubes whose failures are most likely to produce the indicated symptoms. Refer to tube placement chart for location and type of tube.

POWER SUPPLY FAILURE
No raster, no sound - **Selenium Rectifiers (M1 & M2)**

LOSS OF PICTURE OR SOUND
No pic, no sound, has raster - **V2, V3, V4, V5, V6**
No pic, no sound, has snow - **V1, V2, V3**
No pic, has sound, has raster - **V6, V17**
Has pic, no sound - **V6, V7, V8**

SYNC FAILURE
No vert. sync - **V10, V11**
No horiz. sync - **V9, V10, V13**
No vert. or horiz. sync - **V9, V10**

SWEEP FAILURE
No raster, has sound - **V13, V14, V15, V16, V17**
No vertical deflection - **V11, V12**
Poor vert. linearity or foldover - **V11, V12**
Poor horiz. linearity or foldover - **V13, V14, V15**
Narrow picture - **V13, V14, V15, V16, M1, M2**
Vert. off freq. - **V10, V11**
Horiz. off freq. - **V10, V11**

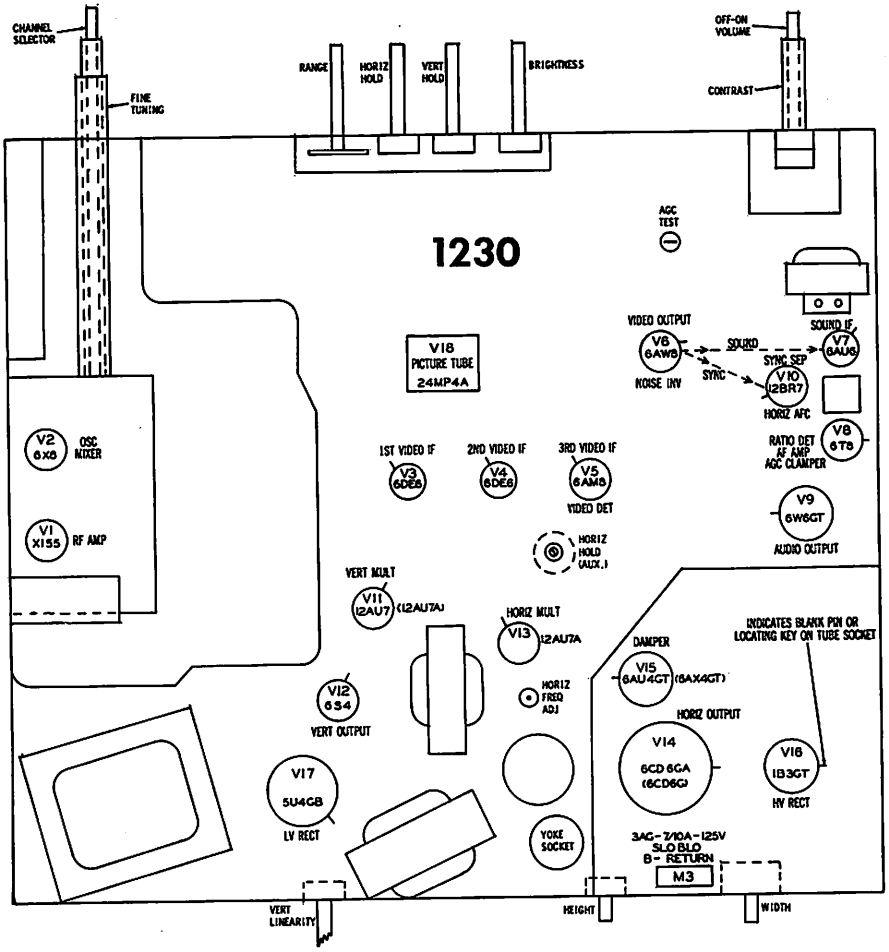

TUBE FAILURE CHECK CHART

The following chart lists tubes whose failures are most likely to produce the indicated symptoms. Refer to tube placement chart for location and type of tube.

POWER SUPPLY FAILURE
No raster, no sound - V17, Fuses (M1, M2, M3)

LOSS OF PICTURE OR SOUND
No pic, no sound, has raster - V2, V3, V4 V5, V6, V9
No pic, no sound, has snow - V1, V2, V3
No pic, has sound, has raster - V6, V18
Has pic, no sound - V7, V8, V9
Overloaded picture - V8

SYNC FAILURE
No vert. sync - V10, V11
No horiz. sync - V10, V13
No vert. or horiz. sync - V10

SWEEP FAILURE
No raster, has sound - V13, V14, V15, V16, V18
No vertical deflection - V11, V12
Poor vert. linearity or foldover - V11, V12
Poor horiz. linearity or foldover - V13, V14, V15
Narrow picture - V13, V14, V15, V16, V17
Vert. off freq. - V10, V11
Horiz. off freq. - V10, V13

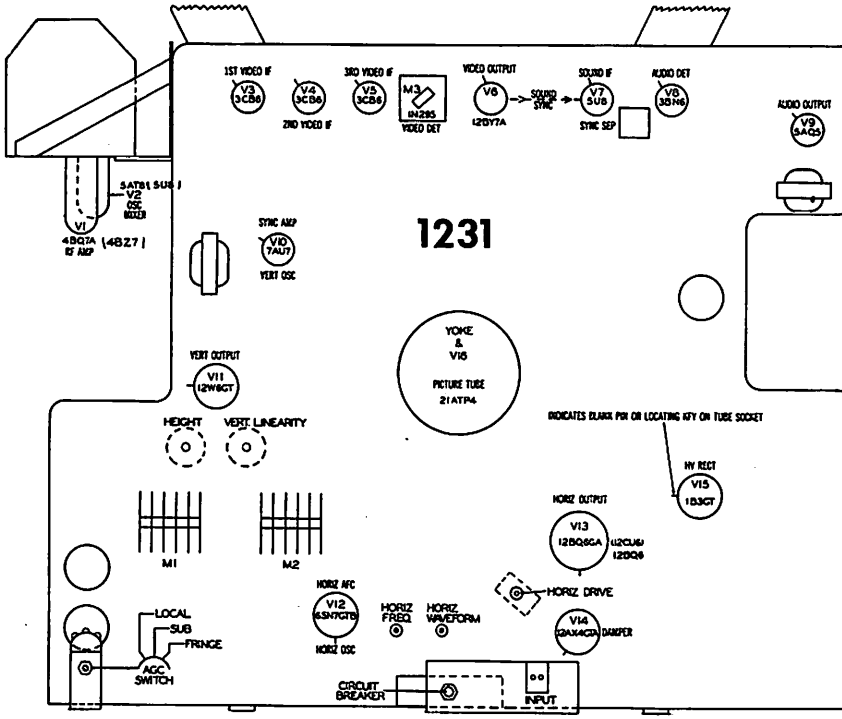

TUBE FAILURE CHECK CHART

The following chart lists tubes whose failures are most likely to produce the indicated symptoms. Refer to tube placement chart for location and type of tube.

POWER SUPPLY FAILURE
No raster, no sound - Selenium Rectifiers (M1 & M2)

LOSS OF PICTURE OR SOUND
No pic, no sound, has raster - V2, V3, V4, V5, V6
No pic, no sound, has snow - V1, V2, V3
No pic, has sound, has raster - V6, V16
Has pic, no sound - V7, V8, V9

SYNC FAILURE
No vert. sync - V10
No horiz. sync - V10, V12
No vert. or horiz. sync - V7, V10

SWEEP FAILURE
No raster, has sound - V12, V13, V14, V15, V16
No vertical deflection - V10, V11
Poor vert. linearity or foldover - V10, V11
Poor horiz. linearity or foldover - V12, V13, V14
Narrow picture - V12, V13, V14, V15, M1 & M2
Vert. off freq. - V10
Horiz. off freq. - V10, V12

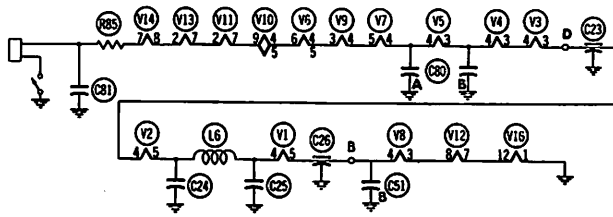

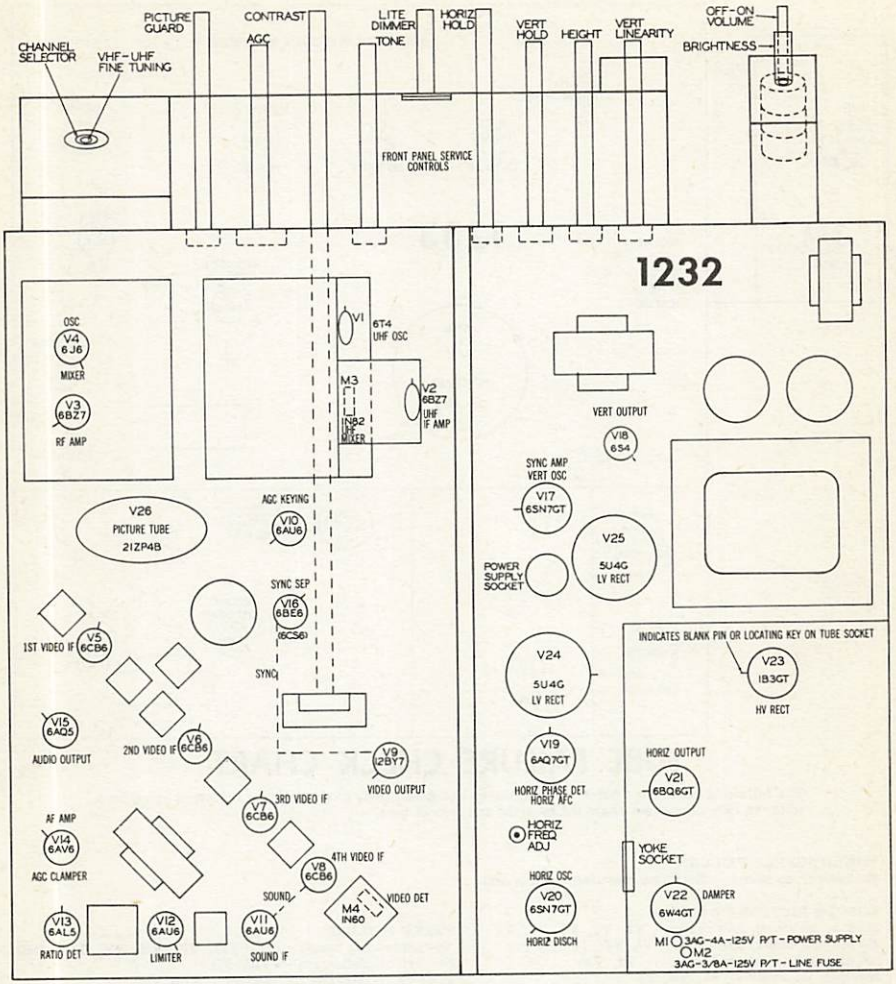

TUBE FAILURE CHECK CHART

The following chart lists tubes whose failures are most likely to produce the indicated symptoms. Refer to tube placement chart for location and type of tube.

POWER SUPPLY FAILURE
No raster, no sound - V24, V25, Fuses (M1 & M2)

LOSS OF PICTURE OR SOUND
No pic, no sound, has raster - V4, V5, V6, V7, V8, (V1 UHF only)
No pic, no sound, has snow - V3, V4, V5
No pic, has sound, has raster - V9, V10, V26
Has pic, no sound - V11, V12, V13, V14, V15
Overloaded picture - V10 , V14

SYNC FAILURE
No vert. sync - V17
No horiz. sync - V17, V19, V20
No vert. or horiz. sync - V16, V17

SWEEP FAILURE
No raster, has sound - V20, V21, V22, V23, V26
No vertical deflection - V17, V18
Poor vert. linearity or foldover - V17, V18
Poor horiz. linearity or foldover - V20, V21, V22
Narrow picture - V20, V21, V22, V23, V24, V25
Vert. off freq. - V17
Horiz. off freq. - V17, V19, V20

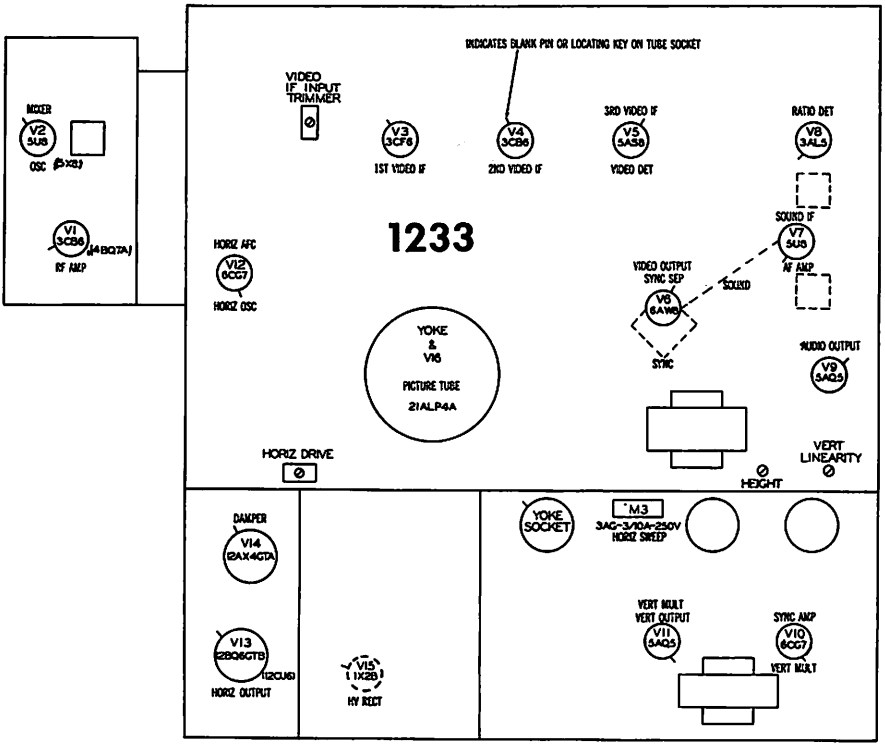

TUBE FAILURE CHECK CHART

The following chart lists tubes whose failures are most likely to produce the indicated symptoms. Refer to tube placement chart for location and type of tube.

POWER SUPPLY FAILURE
No raster, no sound - Selenium Rectifiers (M1 & M2)

LOSS OF PICTURE OR SOUND
No pic, no sound, has raster - V2, V3, V4, V5, V6
No pic, no sound, has snow - V1, V2, V3
No pic, has sound, has raster - V6, V16
Has pic, no sound - V7, V8, V9

SYNC FAILURE
No vert. sync - V10, V11
No horiz. sync - V10, V12
No vert. or horiz. sync - V6, V10

SWEEP FAILURE
No raster, has sound - V12, V13, V14, V15, V16, Fuse (M1)
No vertical deflection - V10, V11
Poor vert. linearity or foldover - V10, V11
Poor horiz. linearity or foldover - V12, V13, V14
Narrow picture - V12, V13, V14, V15, M1, M2
Vert. off freq. - V10, V11
Horiz. off freq. - V10, V12

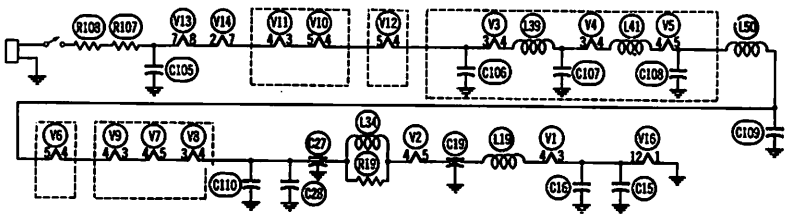

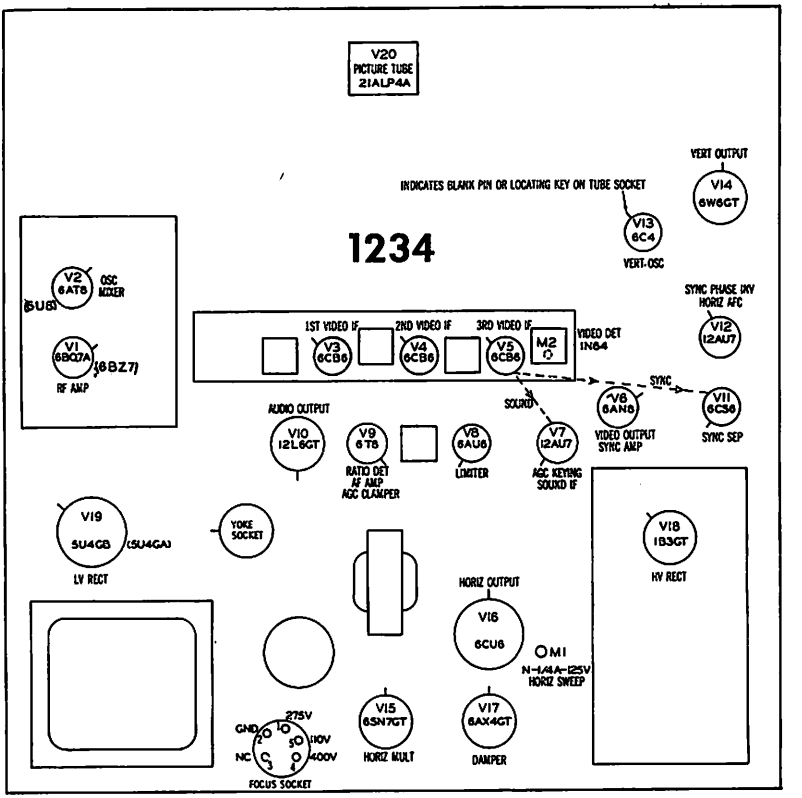

TUBE FAILURE CHECK CHART

The following chart lists tubes whose failures are most likely to produce the indicated symptoms. Refer to tube placement chart for location and type of tube.

POWER SUPPLY FAILURE
No raster, no sound - V19

LOSS OF PICTURE OR SOUND
No pic, no sound, has raster - V2, V3, V4, V5, V10
No pic, no sound, has snow - V1, V2, V3
No pic, has sound, has raster - V6, V7, V20
Has pic, no sound - V7, V8, V9, V10
Overloaded picture - V7, V9

SYNC FAILURE
No vert. sync - V12, V13
No horiz. sync - V12, V15
No vert. or horiz. sync - V6, V11, V12

SWEEP FAILURE
No raster, has sound - V15, V16, V17, V18, V20, Fuse (M1)
No vertical deflection - V13, V14
Poor vert. linearity or foldover - V13, V14
Poor horiz. linearity or foldover - V15, V16, V17
Narrow picture - V15, V16, V17, V18, V19
Vert. off freq. - V12, V13
Horiz. off freq. - V12, V15

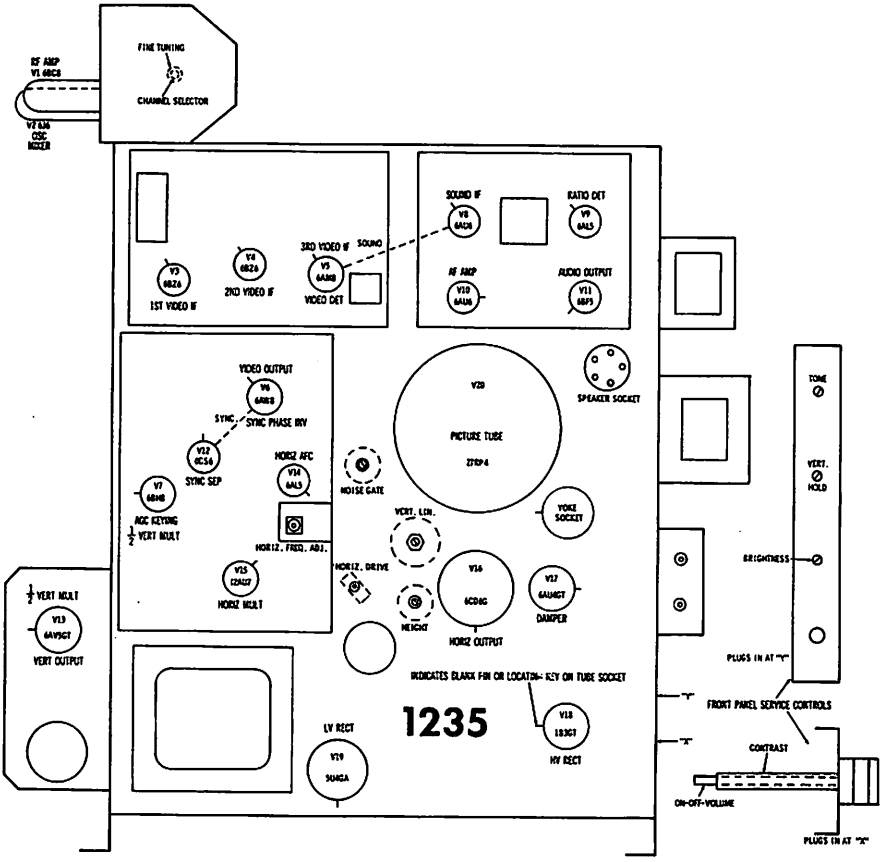

TUBE FAILURE CHECK CHART

The following chart lists tubes whose failures are most likely to produce the indicated symptoms. Refer to tube placement chart for location and type of tube.

POWER SUPPLY FAILURE
No raster, no sound - V19

LOSS OF PICTURE OR SOUND
No pic, no sound, has raster - V2, V3, V4, V5, V11
No pic, no sound, has snow - V1, V2, V3
No pic, has sound, has raster - V6, V7, V20
Has pic, no sound - V8, V9, V10, V11
Overloaded picture - V7

SYNC FAILURE
No vert. sync - V6, V7, V13
No horiz. sync - V6, V14, V15
No vert. or horiz. sync - V6, V12

SWEEP FAILURE
No raster, has sound - V15, V16, V17, V18, V20
No vertical deflection - V7, V13
Poor vert. linearity or foldover - V7, V13
Poor horiz. linearity or foldover - V15, V16, V17
Narrow picture - V15, V16, V17, V18, V19
Vert. off freq. - V6, V7, V13
Horiz. off freq. - V6, V14, V15

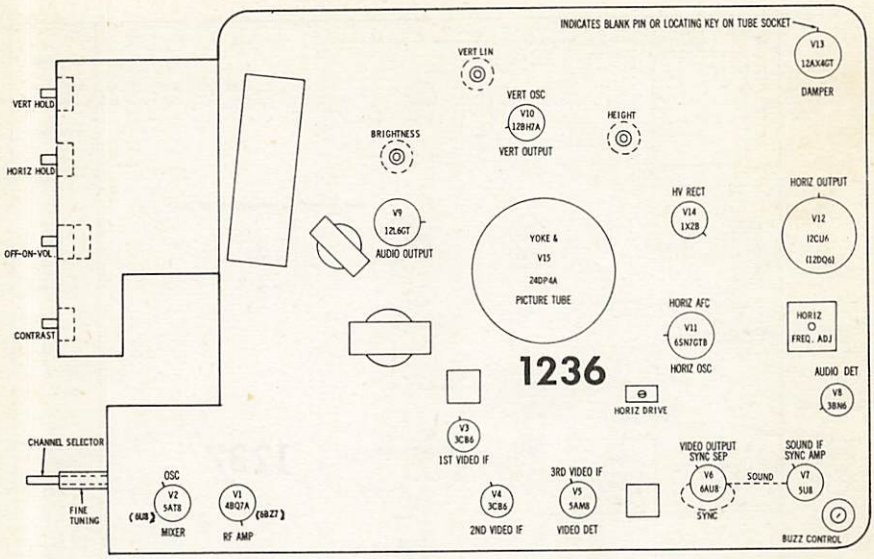

TUBE FAILURE CHECK CHART

The following chart lists tubes whose failures are most likely to produce the indicated symptoms. Refer to tube placement chart for location and type of tube.

POWER SUPPLY FAILURE
No raster, no sound - **Selenium Rectifiers (M1 & M2)**

LOSS OF PICTURE OR SOUND
No pic, no sound, has raster - **V2, V3, V4, V5, V6, V9**
No pic, no sound, has snow - **V1, V2, V3**
No pic, has sound, has raster - **V6, V15**
Has pic, no sound - **V7, V8, V9**

SYNC FAILURE
No vert. sync - **V7, V10**
No horiz. sync - **V7, V11**
No vert. or horiz. sync - **V6, V7**

SWEEP FAILURE
No raster, has sound - **V11, V12, V13, V14, V15**
No vertical deflection - **V10**
Poor vert. linearity or foldover - **V10**
Poor horiz. linearity or foldover - **V11, V12, V13**
Narrow picture - **V11, V12, V13, V14, M1, M2**
Vert. off freq. - **V7, V10,**
Horiz. off freq. - **V7, V11**

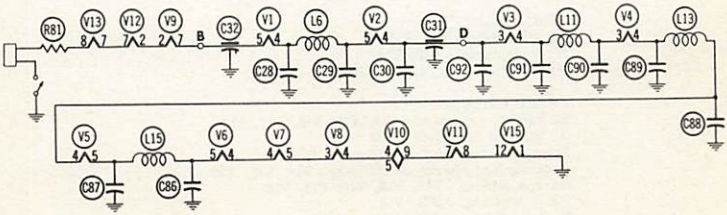

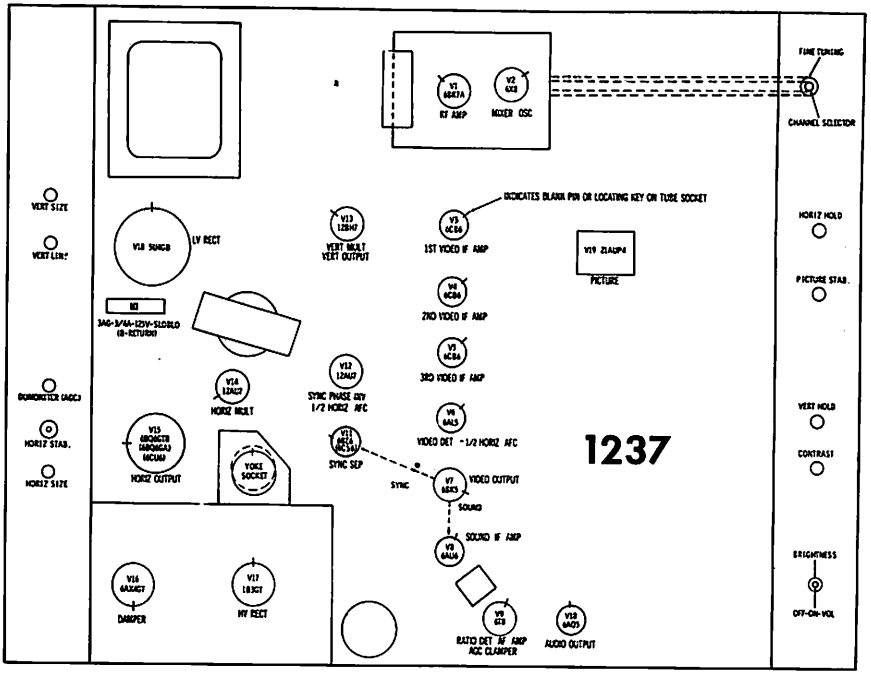

TUBE FAILURE CHECK CHART

The following chart lists tubes whose failures are most likely to produce the indicated symptoms. Refer to tube placement chart for location and type of tube.

POWER SUPPLY FAILURE
No raster, no sound - V18, Fuse (M1)

LOSS OF PICTURE OR SOUND
No pic, no sound, has raster - V2, V3, V4, V5, V6, V7
No pic, no sound, has snow - V1, V2, V3
No pic, has sound, has raster - V7, V19
Has pic, no sound - V8, V9, V10
Overloaded picture - V9

SYNC FAILURE
No vert. sync - V12, V13
No horiz. sync - V12, V14
No vert. or horiz. sync - V11, V12

SWEEP FAILURE
No raster, has sound - V14, V15, V16, V17, V19
No vertical deflection - V13
Poor vert. linearity or foldover - V13
Poor horiz. linearity or foldover - V14, V15, V16
Narrow picture - V14, V15, V16, V17, V18
Vert. off freq. - V12, V13
Horiz. off freq. - V12, V14

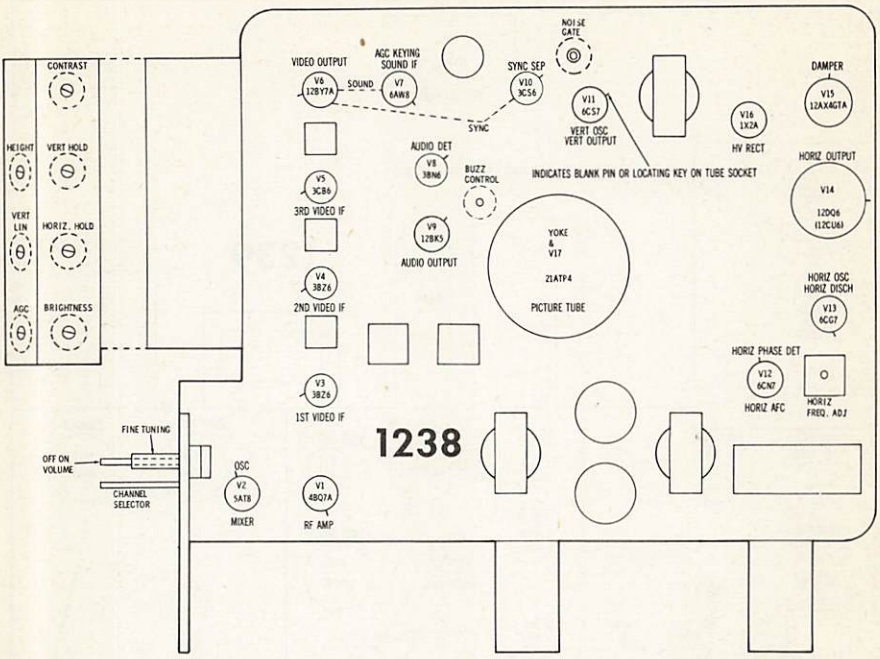

TUBE FAILURE CHECK CHART

The following chart lists tubes whose failures are most likely to produce the indicated symptoms. Refer to tube placement chart for location and type of tube.

POWER SUPPLY FAILURE
No raster, no sound - **Selenium Rectifiers (M1 & M2)**

LOSS OF PICTURE OR SOUND
No pic, no sound, has raster - **V2, V3, V4, V5, V6**
No pic, no sound, has snow - **V1, V2, V3**
No pic, has sound, has raster - **V6, V7, V17**
Has pic, no sound - **V7, V8, V9**
Overloaded picture - **V7**

SYNC FAILURE
No vert. sync - **V10, V11**
No horiz. sync - **V10, V12, V13**
No vert. or horiz. sync - **V10**

SWEEP FAILURE
No raster, has sound - **V13, V14, V15, V16, V17**
No vertical deflection - **V11**
Poor vert. linearity or foldover - **V11**
Poor horiz. linearity or foldover - **V12, V13, V14**
Narrow picture - **V12, V13, V14, V15, V16, M1, M2**
Vert. off freq. - **V10, V11**
Horiz. off freq. - **V10, V12, V13**

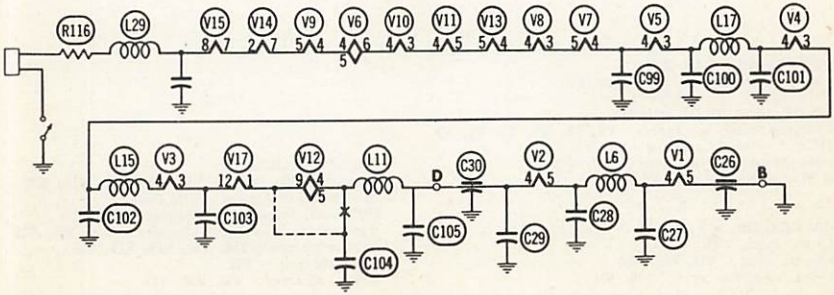

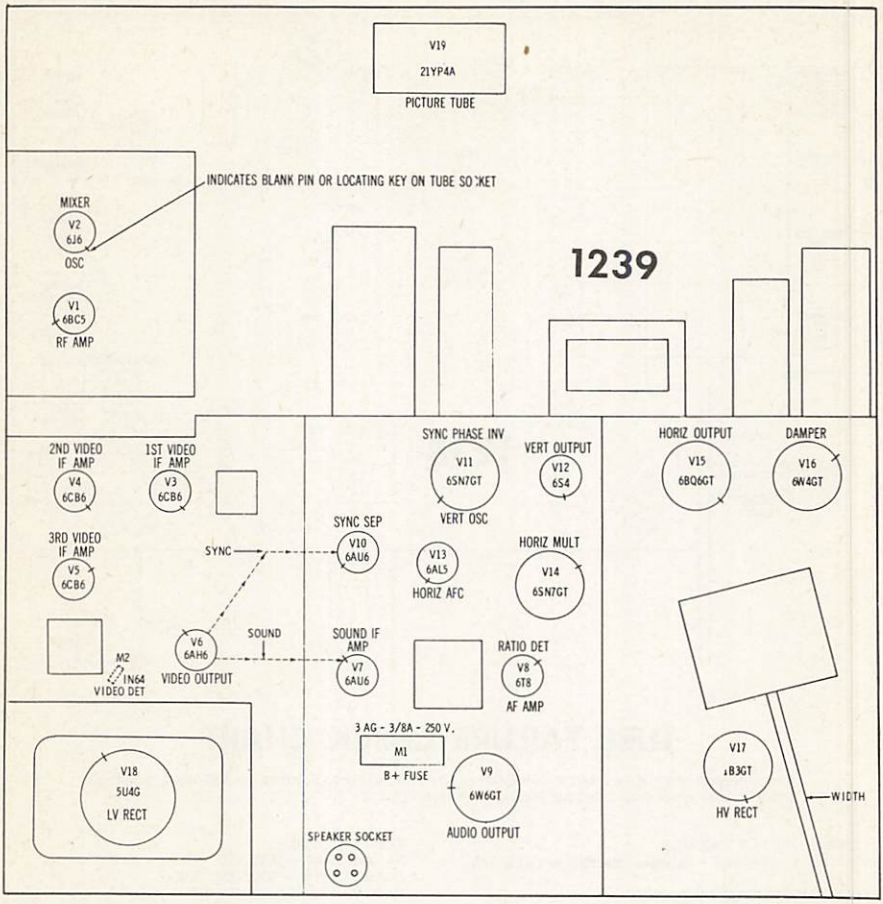

TUBE FAILURE CHECK CHART

The following chart lists tubes whose failures are most likely to produce the indicated symptoms. Refer to tube placement chart for location and type of tube.

POWER SUPPLY FAILURE
No raster, no sound - **V18, Fuse (M1)**

LOSS OF PICTURE OR SOUND
No pic, no sound, has raster - **V2, V3, V4, V5, V6, V9**
No pic, no sound, has snow - **V1, V2, V3**
No pic, has sound, has raster - **V6, V19**
Has pic, no sound - **V7, V8, V9**

SYNC FAILURE
No vert. sync - **V11**
No horiz. sync - **V11, V13, V14**
No vert. or horiz. sync - **V10, V11**

SWEEP FAILURE
No raster, has sound - **V14, V15, V16, V17, V19**
No vertical deflection - **V11, V12**
Poor vert. linearity or foldover - **V11, V12**
Poor horiz. linearity or foldover - **V14, V15, V16**
Narrow picture - **V14, V15, V16, V17, V18**
Vert. off freq. - **V11**
Horiz. off freq. - **V11, V13, V14**

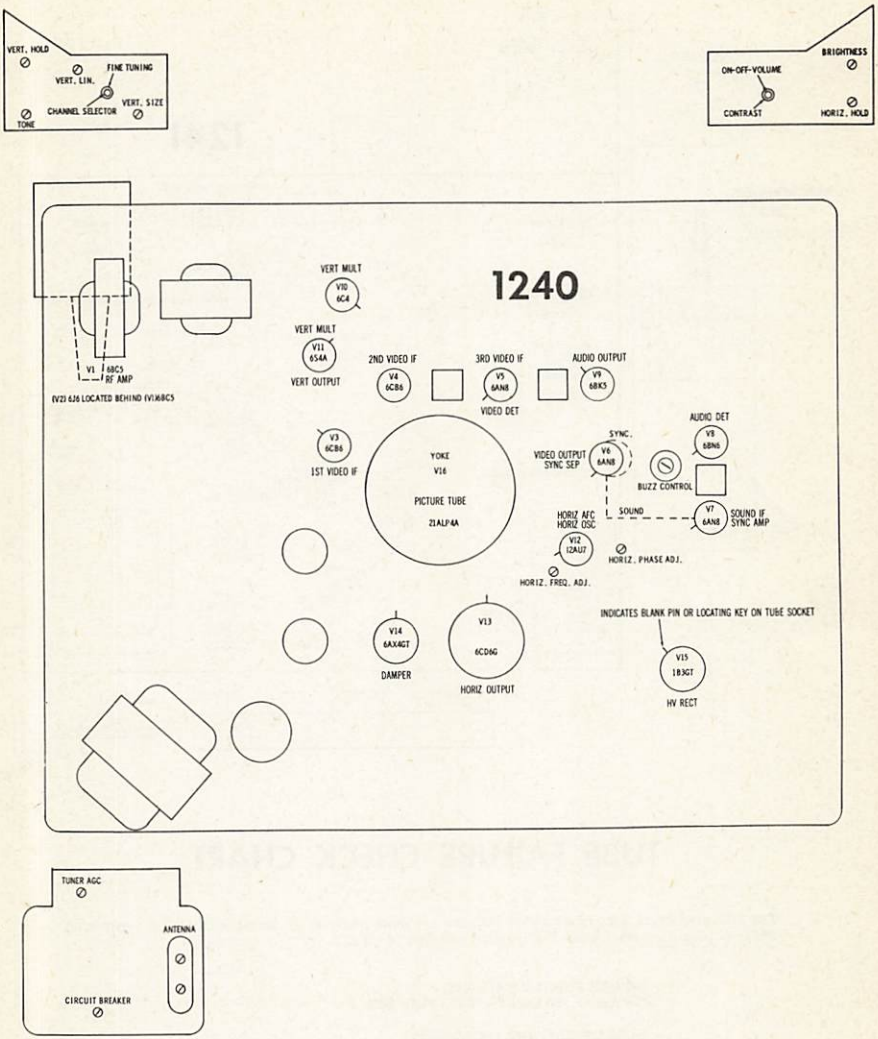

TUBE FAILURE CHECK CHART

The following chart lists tubes whose failures are most likely to produce the indicated symptoms. Refer to tube placement chart for location and type of tube.

SWEEP FAILURE
No raster, has sound - V12, V13, V14, V15, V16
No vertical deflection - V10, V11
Poor vert. linearity or foldover - V10, V11
Poor horiz. linearity or foldover - V12, V13, V14
Narrow picture - V12, V13, V14, V15, M1, M2
Vert. off freq. - V7, V10
Horiz. off freq. - V7, V12

LOSS OF PICTURE OR SOUND
No pic, no sound, has raster - V2, V3, V4, V5, V6
No pic, no sound, has snow - V1, V2, V3
No pic, has sound, has raster - V6, V16
Has pic, no sound - V7, V8, V9

SYNC FAILURE
No vert. sync - V7, V10
No horiz. sync - V7, V12
No vert. or horiz. sync - V6, V7

POWER SUPPLY FAILURE
No raster, no sound - Selenium Rectifier (M1 & M2) Circuit Breaker (M3)

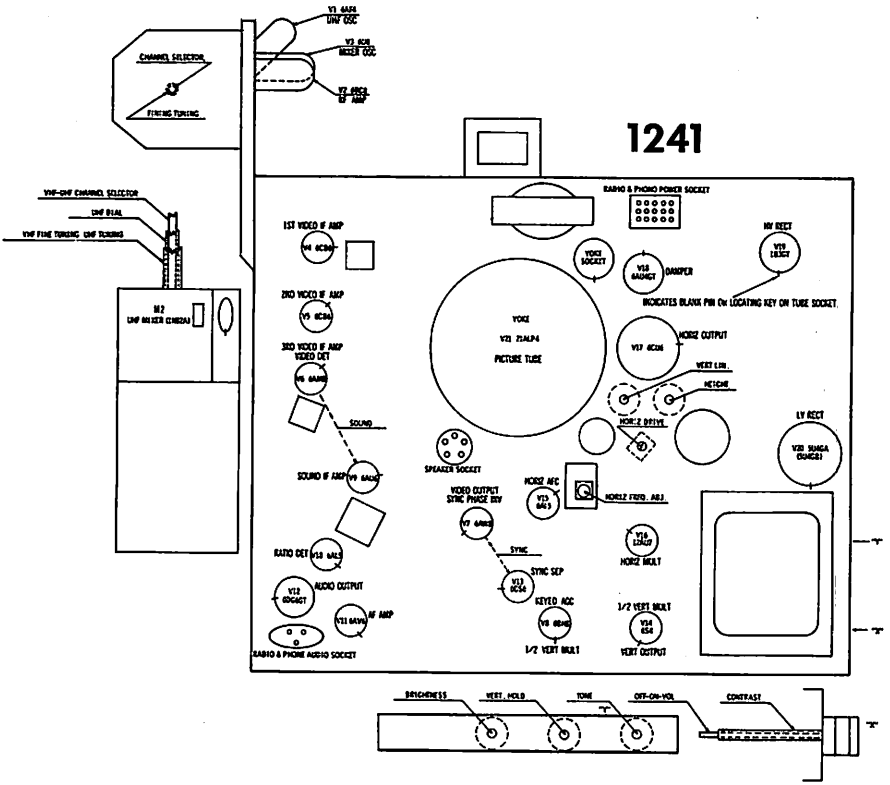

TUBE FAILURE CHECK CHART

The following chart lists tubes whose failures are most likely to produce the indicated symptoms. Refer to tube placement chart for location and type of tube.

POWER SUPPLY FAILURE
No raster, no sound - V20, Fuse (M1)

LOSS OF PICTURE OR SOUND
No pic, no sound, has raster - V3, V4, V5, V6, V12 (V1 UHF only)
No pic, no sound, has snow - V2, V3, V4
No pic, has sound, has raster - V7, V8, V21
Has pic, no sound - V9, V10, V11, V12
Overloaded picture - V8

SYNC FAILURE
No vert. sync - V7, V8, V14
No horiz. sync - V7, V15, V16
No vert. or horiz. sync - V7, V13

SWEEP FAILURE
No raster, has sound - V16, V17, V18, V19, V21
No vertical deflection - V8, V14
Poor vert. linearity or foldover - V8, V14
Poor horiz. linearity or foldover - V16, V17, V18
Narrow picture - V16, V17, V18, V19, V20
Vert. off freq. - V7, V8, V14
Horiz. off freq. - V7, V15, V16

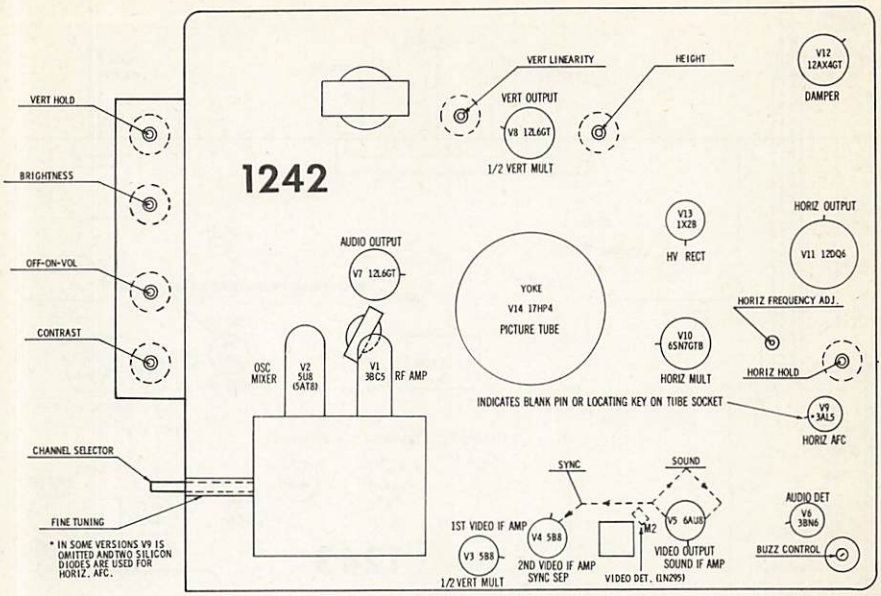

TUBE FAILURE CHECK CHART

The following chart lists tubes whose failures are most likely to produce the indicated symptoms. Refer to tube placement chart for location and type of tube.

POWER SUPPLY FAILURE
No raster, no sound - Selenium Rectifier (M1)

SWEEP FAILURE
No raster, has sound - V10, V11, V12, V13, V14
No vertical deflection - V3, V10
Poor vert. linearity or foldover - V3, V10
Poor horiz. linearity or foldover - V10, V11, V12
Narrow picture - V10, V11, V12, V13, M1
Vert. off freq. - V3, V4, V8
Horiz. off freq. - V4, V9, V10

LOSS OF PICTURE OR SOUND
No pic, no sound, has raster - V2, V3, V4, V5
No pic, no sound, has snow - V1, V2, V3
No pic, has sound, has raster - V5, V14
Has pic, no sound - V5, V6, V7

SYNC FAILURE
No vert. sync - V3, V4, V8
No horiz. sync - V4, V9, V10
No vert. or horiz. sync - V4

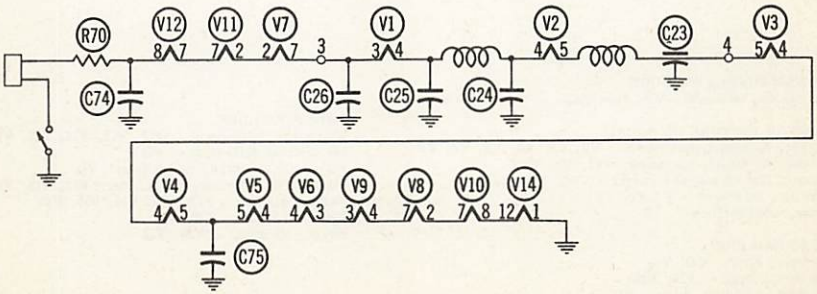

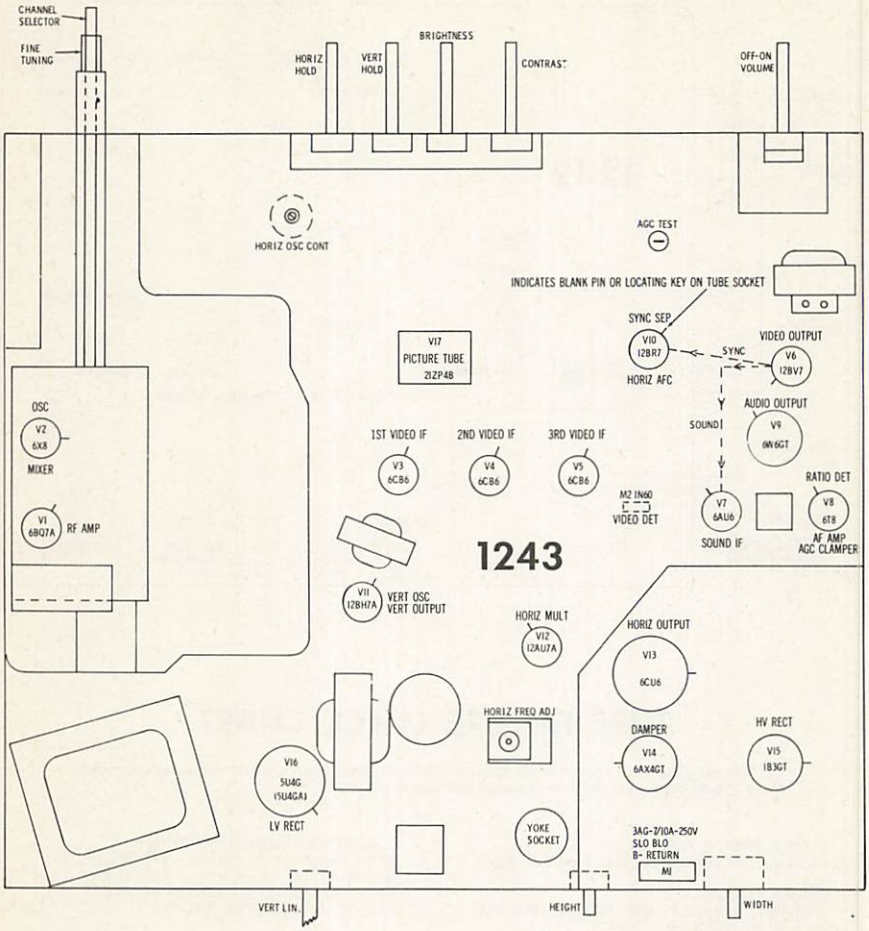

TUBE FAILURE CHECK CHART

The following chart lists tubes whose failures are most likely to produce the indicated symptoms. Refer to tube placement chart for location and type of tube.

POWER SUPPLY FAILURE
No raster, no sound - V16, fuse (M1)

LOSS OF PICTURE OR SOUND
No pic, no sound, has raster - V2, V3, V4, V5, V6, V9
No pic, no sound, has snow - V1, V2, V3
No pic, has sound, has raster - V6, V17
Has pic, no sound - V7, V8, V9
Overloaded picture - V8

SYNC FAILURE
No vert. sync - V10, V11
No horiz. sync - V10, V12
No vert. or horiz. sync - V10

SWEEP FAILURE
No raster, has sound - V12, V13, V14, V15, V17
No vertical deflection - V11
Poor vert. linearity or foldover - V11
Poor horiz. linearity or foldover - V12, V13, V14
Narrow picture - V12, V13, V14, V15, V16
Vert. off freq. - V10, V11
Horiz. off freq. - V10, V12

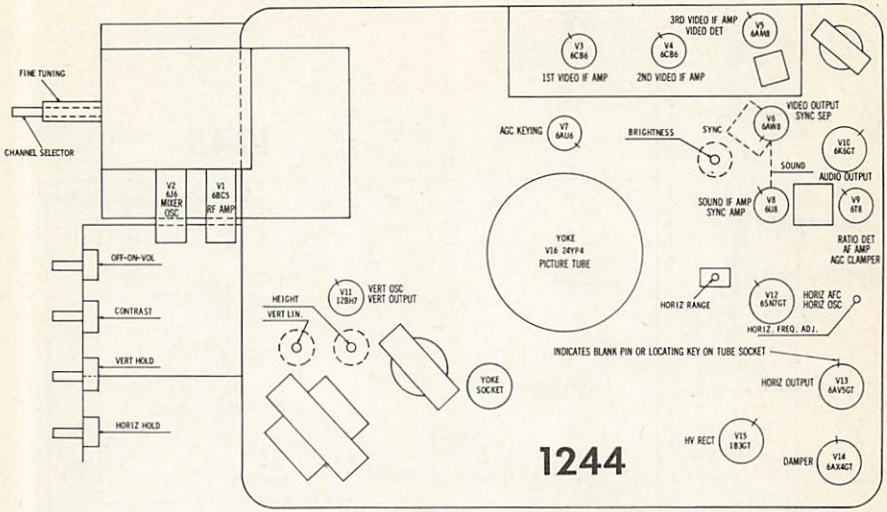

TUBE FAILURE CHECK CHART

The following chart lists tubes whose failures are most likely to produce the indicated symptoms. Refer to tube placement chart for location and type of tube.

POWER SUPPLY FAILURE
No raster, no sound - **Selenium Rectifiers (M1 & M2)**

LOSS OF PICTURE OR SOUND
No pic, no sound, has raster - **V2, V3, V4, V5, V6**
No pic, no sound, has snow - **V1, V2, V3**
No pic, has sound, has raster - **V6, V7, V16**
Has pic, no sound - **V8, V9, V10**
Overloaded picture - **V7, V9**

SYNC FAILURE
No vert. sync - **V8, V11**
No horiz. sync - **V8, V12**
No vert. or horiz. sync - **V6, V8**

SWEEP FAILURE
No raster, has sound - **V12, V13, V14, V15**
No vertical deflection - **V11**
Poor vert. linearity or foldover - **V11**
Poor horiz. linearity or foldover - **V12, V13, V14**
Narrow picture - **V12, V13, V14, V15, M1, M2**
Vert. off freq. - **V8, V11**
Horiz. off freq. - **V8, V12**

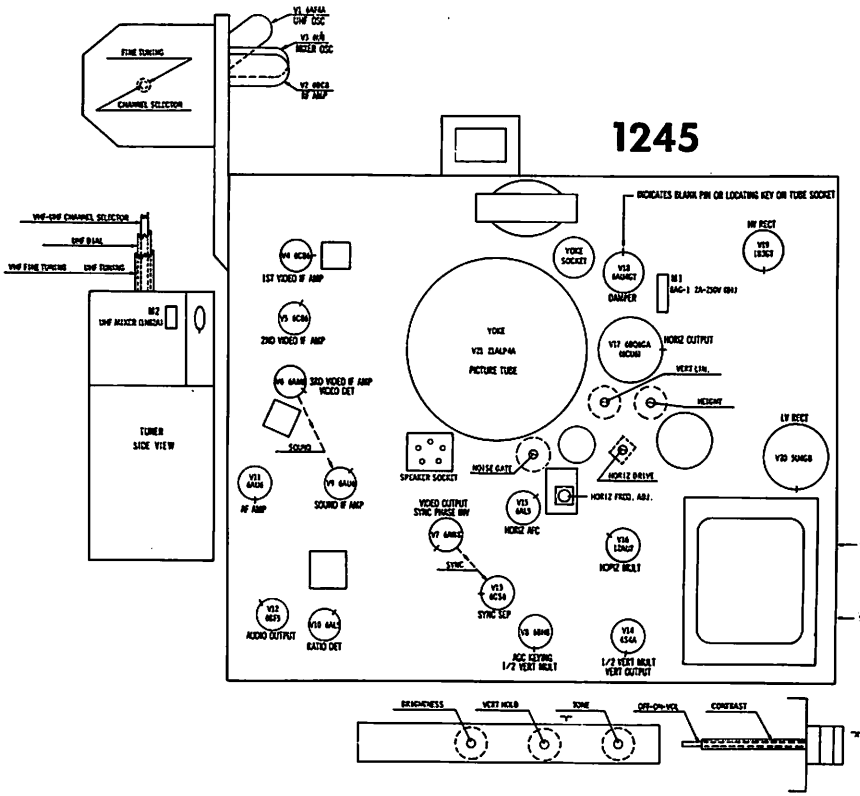

TUBE FAILURE CHECK CHART

The following chart lists tubes whose failures are most likely to produce the indicated symptoms. Refer to tube placement chart for location and type of tube.

POWER SUPPLY FAILURE
No raster, no sound - V20, Fuse (M1)

LOSS OF PICTURE OR SOUND
No pic, no sound, has raster - V3, V4, V5, V6, V12 (V1 UHF only)
No pic, no sound, has snow - V2, V3, V4
No pic, has sound, has raster - V7, V8, V21
Has pic, no sound - V9, V10, V11, V12
Overloaded picture - V8

SYNC FAILURE
No vert. sync - V7, V8, V14
No horiz. sync - V7, V15, V16
No vert. or horiz. sync - V7, V13

SWEEP FAILURE
No raster, has sound - V16, V17, V18, V19, V21
No vertical deflection - V8, V14
Poor vert. linearity or foldover - V8, V14
Poor horiz. linearity or foldover - V16, V17, V18
Narrow picture - V16, V17, V18, V19, V20
Vert. off freq. - V7, V8, V14
Horiz. off freq. - V7, V15, V16

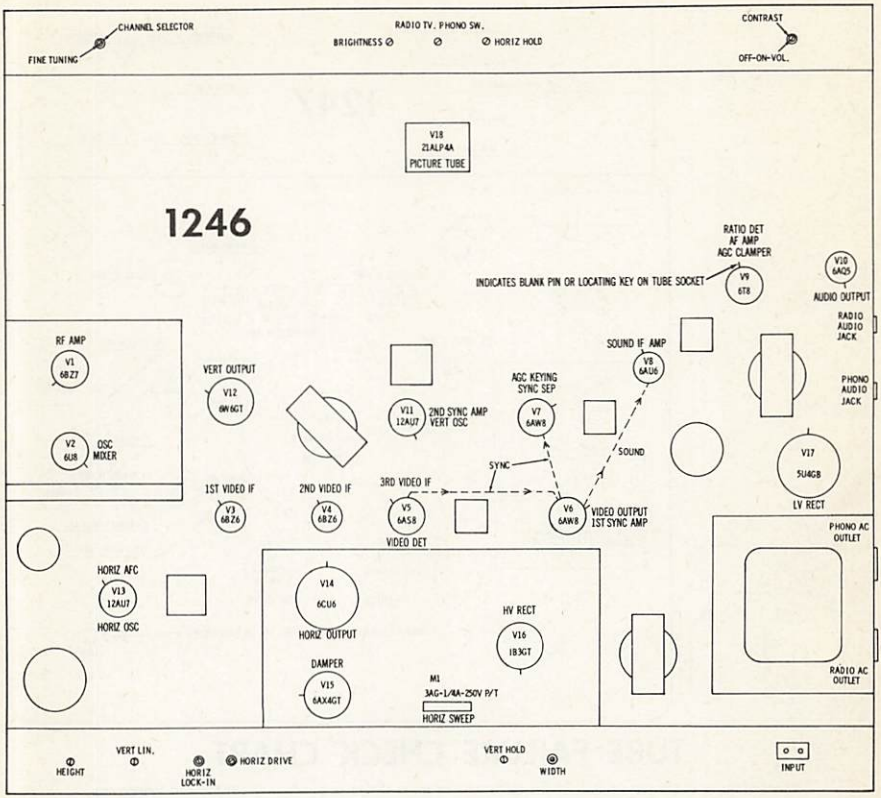

TUBE FAILURE CHECK CHART

The following chart lists tubes whose failures are most likely to produce the indicated symptoms. Refer to tube placement chart for location and type of tube.

POWER SUPPLY FAILURE
No raster, no sound - V17

LOSS OF PICTURE OR SOUND
No pic, no sound, has raster - V2, V3, V4, V5, V6
No pic, no sound, has snow - V1, V2, V3
No pic, has sound, has raster - V6, V7, V18
Has pic, no sound - V8, V9, V10
Overloaded picture - V7, V9

SYNC FAILURE
No vert. sync - V11
No horiz. sync - V11, V13
No vert. or horiz. sync - V6, V7, V11

SWEEP FAILURE
No raster, has sound - V13, V14, V15, V16, V18, Fuse (M1)
No vertical deflection - V11, V12
Poor vert. linearity or foldover - V11, V12
Poor horiz. linearity or foldover - V13, V14, V15
Narrow picture - V13, V14, V15, V16, V17
Vert. off freq. - V11
Horiz. off freq. - V11, V13

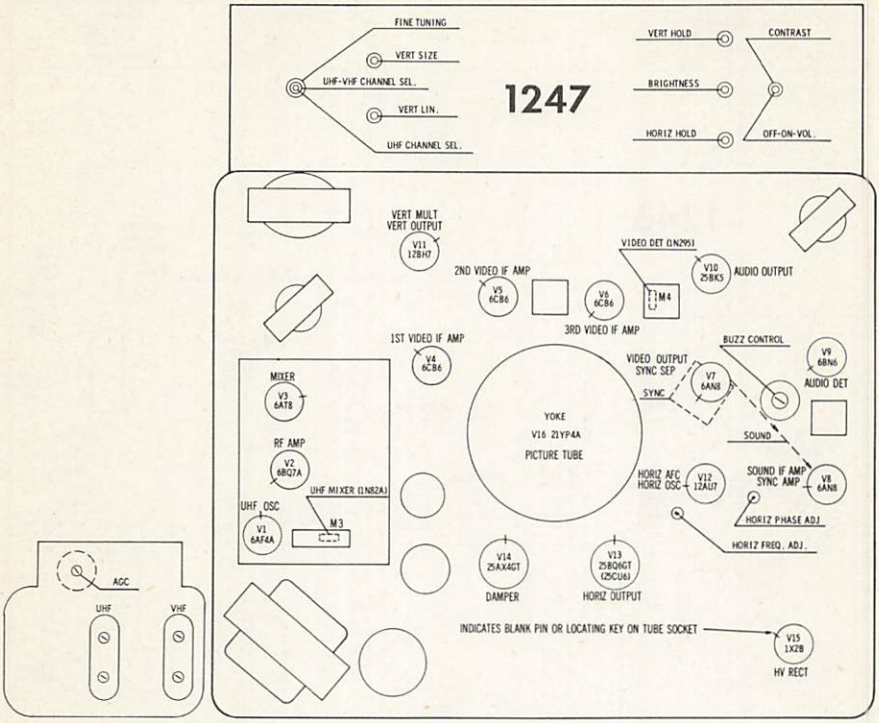

TUBE FAILURE CHECK CHART

The following chart lists tubes whose failures are most likely to produce the indicated symptoms. Refer to tube placement chart for location and type of tube.

POWER SUPPLY FAILURE
No raster, no sound - Selenium Rectifiers (M1 & M2)

LOSS OF PICTURE OR SOUND
No pic, no sound, has raster - V3, V4, V5, V6, V7 (V1 UHF only)
No pic, no sound, has snow - V2, V3, V4
No pic, has sound, has raster - V7, V16
Has pic, no sound - V8, V9, V10

SYNC FAILURE
No vert. sync - V8, V11
No horiz. sync - V8, V12
No vert. or horiz. sync - V7, V8

SWEEP FAILURE
No raster, has sound - V12, V13, V14, V15, V16
No vertical deflection - V11
Poor vert. linearity or foldover - V11
Poor horiz. linearity or foldover - V12, V13, V14
Narrow picture - V12, V13, V14, V15, M1, M2
Vert. off freq. - V8, V11
Horiz. off freq. - V8, V12

NOTE: Since this receiver employs tubes used in a series-parallel filament network, an open filament in any tube in series may cause the set to be inoperative (See circuit below).

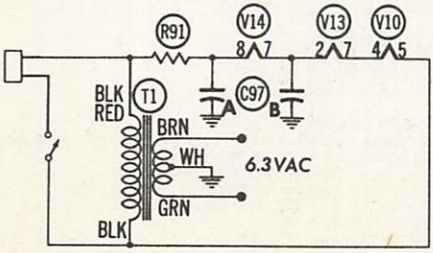

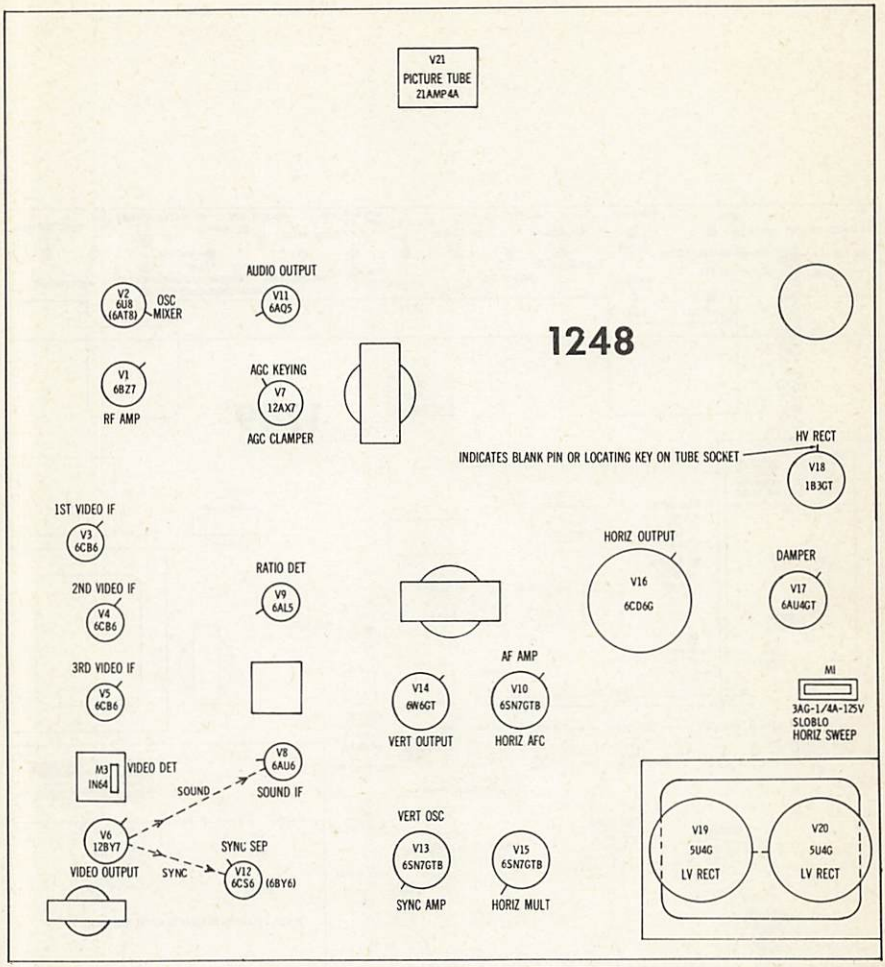

TUBE FAILURE CHECK CHART

The following chart lists tubes whose failures are most likely to produce the indicated symptoms. Refer to tube placement chart for location and type of tube.

POWER SUPPLY FAILURE
No raster, no sound - V19, V20, Fuse (M2)

LOSS OF PICTURE OR SOUND
No pic, no sound, has raster - V2, V3, V4, V5, V6
No pic, no sound, has snow - V1, V2, V3
No pic, has sound, has raster - V6, V7, V21
Has pic, no sound - V8, V9, V10, V11
Overloaded picture - V7

SYNC FAILURE
No vert. sync - V13
No horiz. sync - V10, V13, V15
No vert. or horiz. sync - V12, V13

SWEEP FAILURE
No raster, has sound - V15, V16, V17, V18, V21, Fuse (M1)
No vertical deflection - V13, V14
Poor vert. linearity or foldover - V13, V14
Poor horiz. linearity or foldover - V15, V16, V17
Narrow picture - V15, V16, V17, V18, V19, V20
Vert. off freq. - V13
Horiz. off freq. - V10, V13, V15

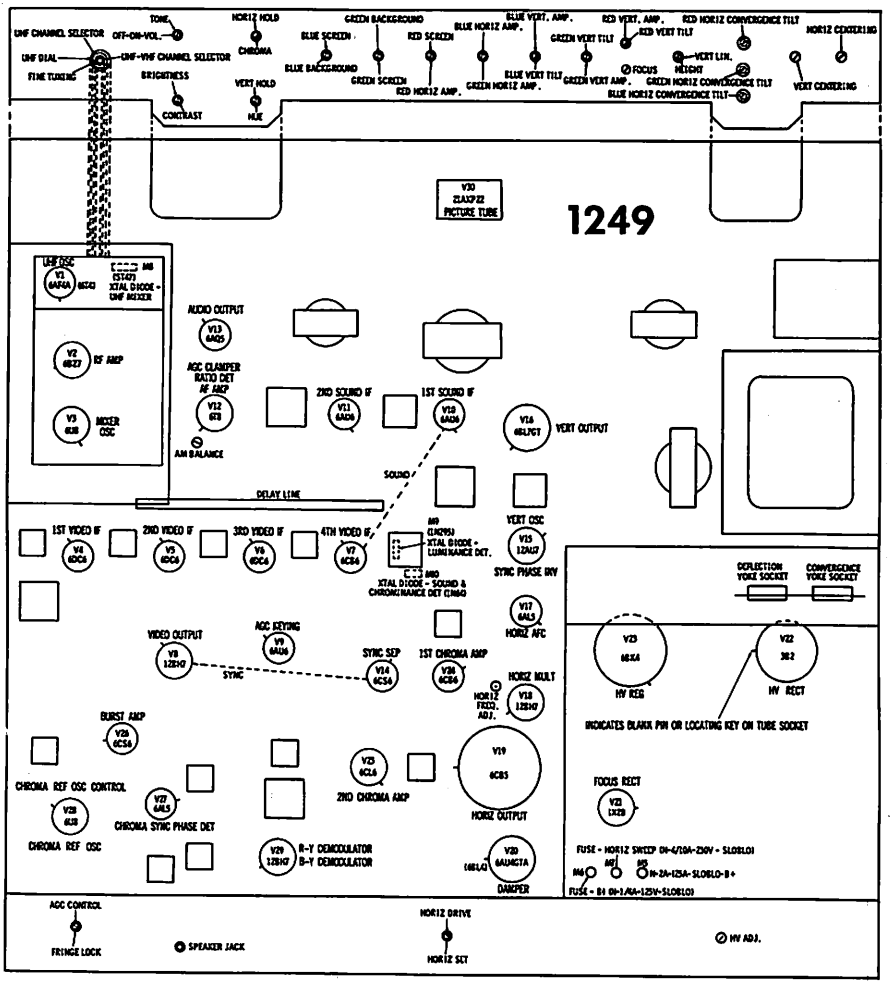
1249
TONE
OFF-ON-VOL.
UHF CHANNEL SELECTOR
UHF DIAL
FINE TUNING
UHF-VHF CHANNEL SELECTOR
BRIGHTNESS
CONTRAST
HORIZ HOLD
CHROMA
VERT HOLD
HUE
BLUE SCREEN
BLUE BACKGROUND
GREEN BACKGROUND
GREEN SCREEN
RED SCREEN
RED HORIZ AMP.
BLUE HORIZ AMP.
GREEN HORIZ AMP.
BLUE VERT. AMP.
BLUE VERT TILT
GREEN VERT TILT
GREEN VERT AMP.
RED VERT. AMP.
RED VERT TILT
FOCUS
VERT LIN.
HEIGHT
GREEN HORIZ CONVERGENCE TILT
BLUE HORIZ CONVERGENCE TILT
RED HORIZ CONVERGENCE TILT
HORIZ CENTERING
VERT CENTERING
V30 21AXP22 PICTURE TUBE
UHF OSC V1 6AF4A 6EZ4
M8 (5T47) XTAL DIODE - UHF MIXER
V2 6BZ7 RF AMP
V3 6U8 MIXER OSC
AUDIO OUTPUT V13 6AQ5
AGC CLAMPER RATIO DET AF AMP V12 6T8
AM BALANCE
2ND SOUND IF V11 6AU6
1ST SOUND IF V10 6AU6
V16 6BL7GT VERT OUTPUT
SOUND
DELAY LINE
1ST VIDEO IF V4 6DC6
2ND VIDEO IF V5 6DC6
3RD VIDEO IF V6 6DC6
4TH VIDEO IF V7 6CS6
M9 (1N295) XTAL DIODE - LUMINANCE DET.
M10 XTAL DIODE - SOUND & CHROMINANCE DET (1N60)
VERT OSC V15 12AU7
SYNC PHASE INV
V17 6AL5 HORIZ AFC
DEFLECTION YOKE SOCKET
CONVERGENCE YOKE SOCKET
V23 6BX4 HV REG
V22 3B2 HV RECT
INDICATES BLACK PIN OR LOCATING KEY ON TUBE SOCKET
VIDEO OUTPUT V8 12BH7
SYNC
AGC KEYING V9 6AU6
SYNC SEP V14 6CS6
1ST CHROMA AMP V24 6CS6
HORIZ MULT V18 12BH7
HORIZ FREQ. ADJ.
BURST AMP V28 6CS6
CHROMA REF OSC CONTROL
V29 6U8 CHROMA REF OSC
V27 6AL5 CHROMA SYNC PHASE DET
V25 6CL6 2ND CHROMA AMP
V19 6CB5 HORIZ OUTPUT
FOCUS RECT V21 1X2B
V29 12BH7 R-Y DEMODULATOR B-Y DEMODULATOR
V20 6AU4GTA (6BL8) DAMPER
FUSE - HORIZ SWEEP 0H-4/10A-250V - SLOBLO)
M6 M7 M8 (H-2A-125A- SLOBLO-B+
FUSE - B1 0H-1/4A-125V-SLOBLO)
AGC CONTROL
FRINGE LOCK
SPEAKER JACK
HORIZ DRIVE
HORIZ SCT
HV ADJ.

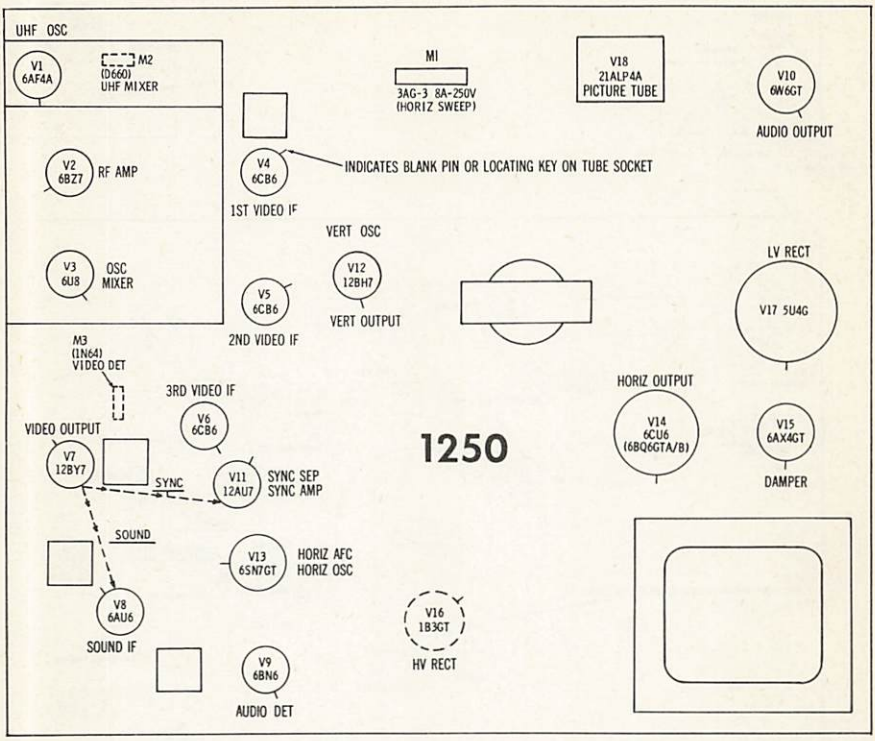

TUBE FAILURE CHECK CHART

The following chart lists tubes whose failures are most likely to produce the indicated symptoms. Refer to tube placement chart for location and type of tube.

POWER SUPPLY FAILURE
No raster, no sound - V17

LOSS OF PICTURE OR SOUND
No pic, no sound, has raster - V3, V4, V5, V6, V7, V10 (V1 UHF only)
No pic, no sound, has snow - V2, V3, V4
No pic, has sound, has raster - V7, V18
Has pic, no sound - V8, V9, V10

SYNC FAILURE
No vert. sync - V11, V12
No horiz. sync - V11, V13
No vert. or horiz. sync - V11

SWEEP FAILURE
No raster, has sound -V13, V14, V15, V16, V18, Fuse (M1)
No vertical deflection - V12
Poor vert. linearity or foldover - V12
Poor horiz. linearity or foldover - V13, V14, V15
Narrow picture - V13, V14, V15, V16, V17
Vert. off freq. - V11, V12
Horiz. off freq. -V11, V13

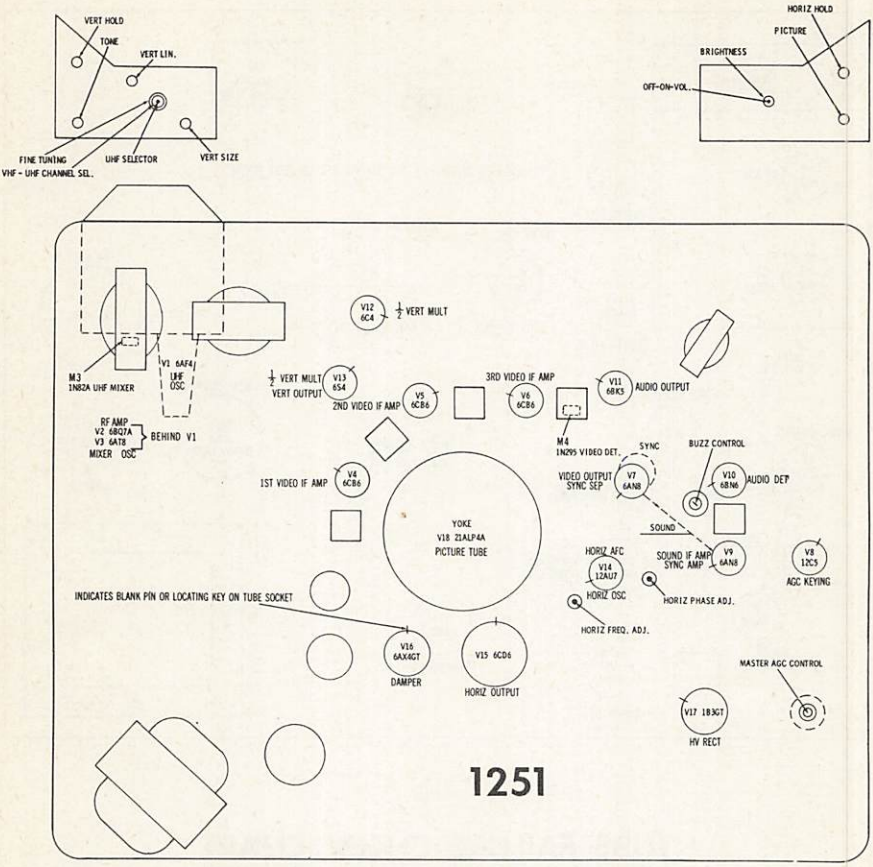

TUBE FAILURE CHECK CHART

The following chart lists tubes whose failures are most likely to produce the indicated symptoms. Refer to tube placement chart for location and type of tube.

POWER SUPPLY FAILURE
No raster, no sound - **Selenium Rectifiers (M1 & M2), Circuit Breaker (M5)**

LOSS OF PICTURE OR SOUND
No pic, no sound, has raster - **V3, V4, V5, V6, V7 (V1 UHF only)**
No pic, no sound, has snow - **V2, V3, V4**
No pic, has sound, has raster - **V7, V8, V18**
Has pic, no sound - **V9, V10, V11**
Overloaded picture - **V8**

SYNC FAILURE
No vert. sync - **V9, V12, V13**
No horiz. sync - **V9, V14**
No vert. or horiz. sync - **V7, V9**

SWEEP FAILURE
No raster, has sound - **V14, V15, V16, V17, V18**
No vertical deflection - **V12, V13**
Poor vert. linearity or foldover - **V12, V13**
Poor horiz. linearity or foldover - **V14, V15, V16**
Narrow picture - **V14, V15, V16, V17, M1, M2**
Vert. off freq. - **V9, V12, V13**
Horiz. off freq. - **V9, V14**

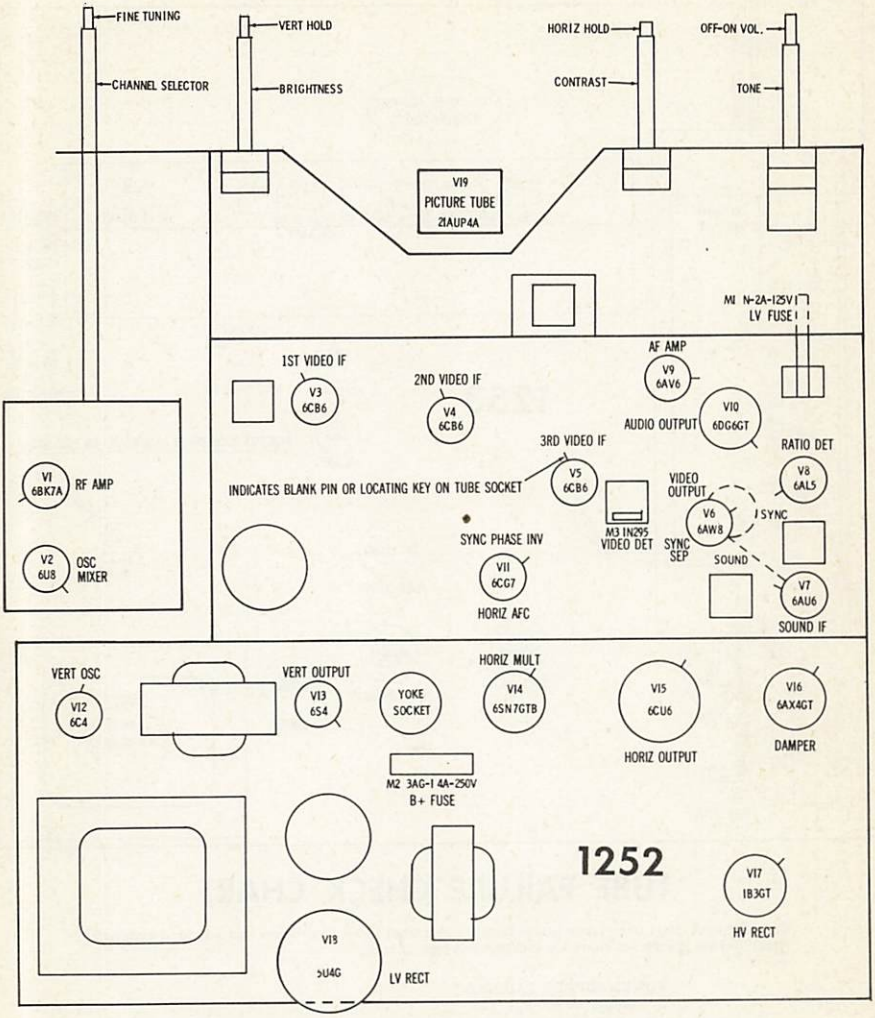

TUBE FAILURE CHECK CHART

The following chart lists tubes whose failures are most likely to produce the indicated symptoms. Refer to tube placement chart for location and type of tube.

SYNC FAILURE
No vert. sync - V11, V12
No horiz. sync - V11, V14
No vert. or horiz. sync - V6, V11

LOSS OF PICTURE OR SOUND
No pic, no sound, has raster - V2, V3, V4, V5, V6, V10
No pic, no sound, has snow - V1, V2, V3
No pic, has sound, has raster - V6, V19
Has pic, no sound - V7, V8, V9, V10

POWER SUPPLY FAILURE
No raster, no sound - V18, Fuses (M1 & M2)

SWEEP FAILURE
No raster, has sound - V14, V15, V16, V17, V19
No vertical deflection - V12, V13
Poor vert. linearity or foldover - V12, V13
Poor horiz. linearity or foldover - V14, V15, V16
Narrow picture - V14, V15, V16, V17, V18
Vert. off freq. - V11, V12
Horiz. off freq. - V11, V14

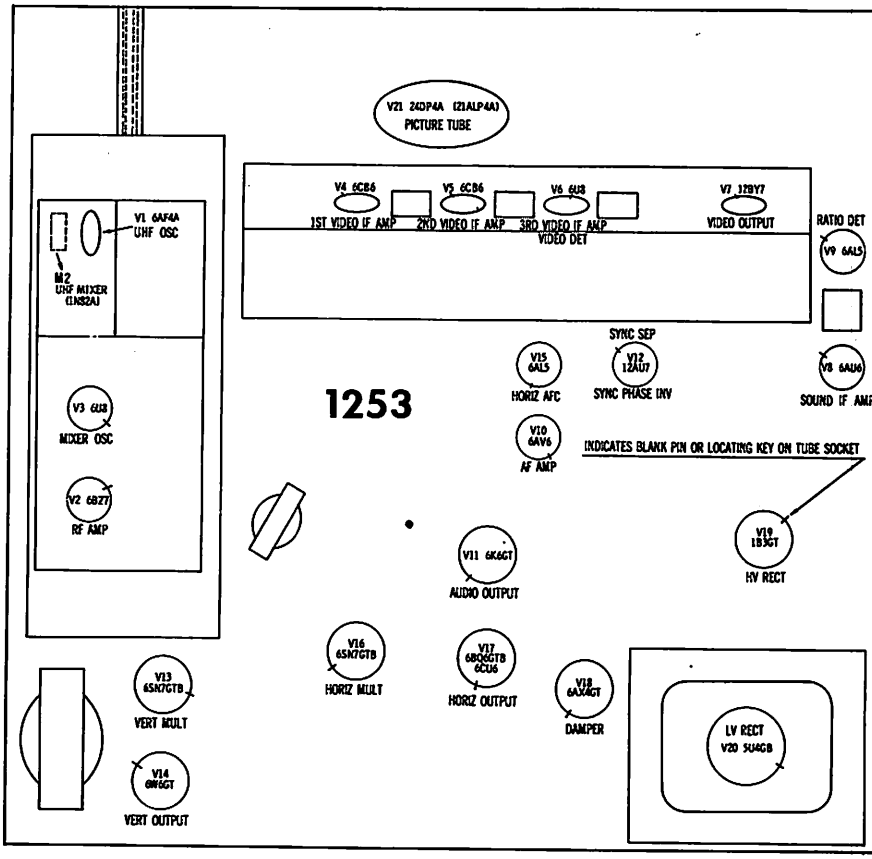

TUBE FAILURE CHECK CHART

The following chart lists tubes whose failures are most likely to produce the indicated symptoms. Refer to tube placement chart for location and type of tube.

POWER SUPPLY FAILURE
No raster, no sound - V20

LOSS OF PICTURE OR SOUND
No pic, no sound, has raster - V3, V4, V5, V6, V7 (V1 UHF only)
No pic, no sound, has snow - V2, V3, V4
No pic, has sound, has raster - V7, V21
Has pic, no sound - V8, V9, V10, V11

SYNC FAILURE
No vert. sync - V12, V13
No horiz. sync - V12, V15, V16
No vert. or horiz. sync - V12

SWEEP FAILURE
No raster, has sound - V16, V17, V18, V19, V21
No vertical deflection - V13, V14
Poor vert. linearity or foldover - V13, V14
Poor horiz. linearity or foldover - V16, V17, V18
Narrow picture - V16, V17, V18, V19, V20
Vert. off freq. - V12, V13
Horiz. off freq. - V12, V15, V16

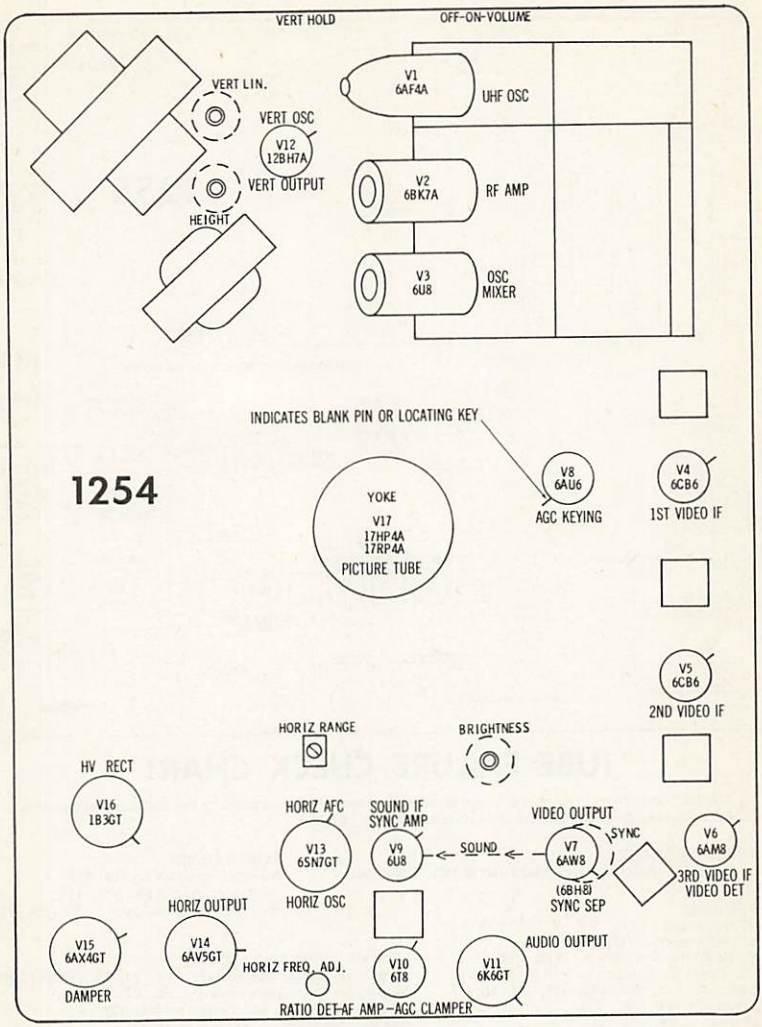

TUBE FAILURE CHECK CHART

The following chart lists tubes whose failures are most likely to produce the indicated symptoms. Refer to tube placement chart for location and type of tube.

POWER SUPPLY FAILURE
No raster, no sound - Selenimum Rectifiers (M1 & M2)

LOSS OF PICTURE OR SOUND
No pic, no sound, has raster - V3, V4, V5, V6, V7 (V1 UHF only)
No pic, no sound, has snow - V2, V3, V4
No pic, has sound, has raster - V7, V8, V17
Has pic, no sound - V9, V10, V11
Overloaded picture - V8, V10

SYNC FAILURE
No vert. sync - V9, V12
No horiz. sync - V9, V13
No vert. or horiz. sync - V7, V9

SWEEP FAILURE
No raster, has sound - V13, V14, V15, V16, V17
No vertical deflection - V12
Poor vert. linearity or foldover - V12
Poor horiz. linearity or foldover - V13, V14, V15
Narrow picture - V13, V14, V15, V16, M1, M2
Vert. off freq. - V9, V12
Horiz. off freq. - V9, V13

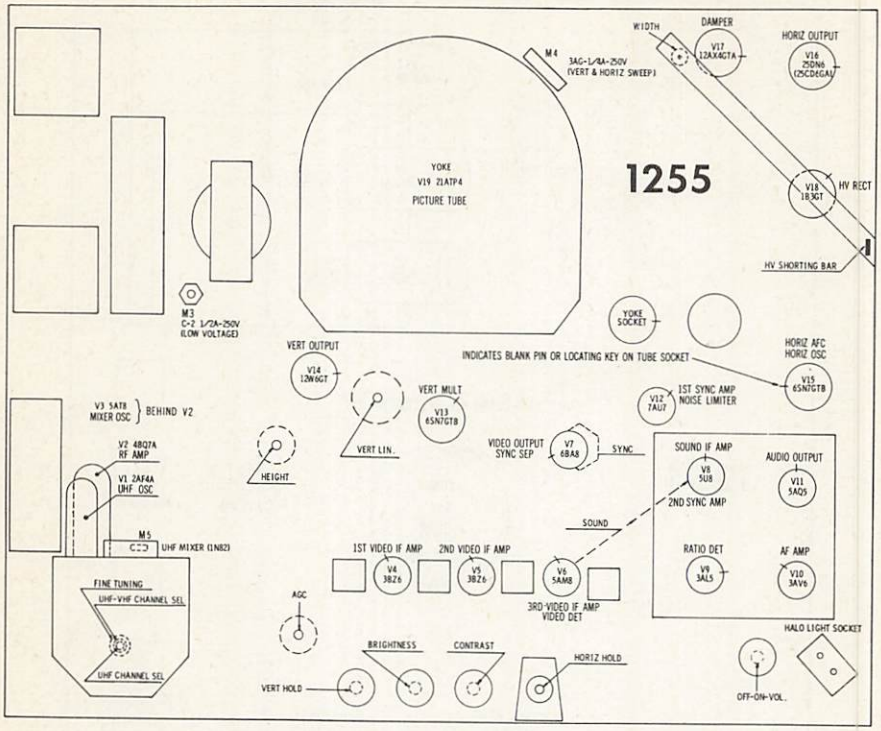

TUBE FAILURE CHECK CHART

The following chart lists tubes whose failures are most likely to produce the indicated symptoms. Refer to tube placement chart for location and type of tube.

POWER SUPPLY FAILURE
No raster, no sound - Selenium Rectifiers (M1 & M2), Fuse (M3)

SWEEP FAILURE
No raster, has sound - V15, V16, V17, V18, V19
No vertical deflection - V13, V14
Poor vert. linearity or foldover - V13, V14
Poor horiz. linearity or foldover - V15, V16, V17
Narrow picture - V15, V16, V17, V18, M1, M2
Vert. off freq. - V8, V12, V13
Horiz. off freq. - V8, V12, V15

SYNC FAILURE
No vert. sync - V8, V12, V13
No horiz. sync - V8, V12, V15
No vert. or horiz. sync - V7, V8, V12

LOSS OF PICTURE OR SOUND
No pic, no sound, has raster - V3, V4, V5, V6 (V1 UHF only)
No pic, no sound, has snow - V2, V3, V4
No pic, has sound, has raster - V7, V19
Has pic, no sound - V8, V9, V10, V11

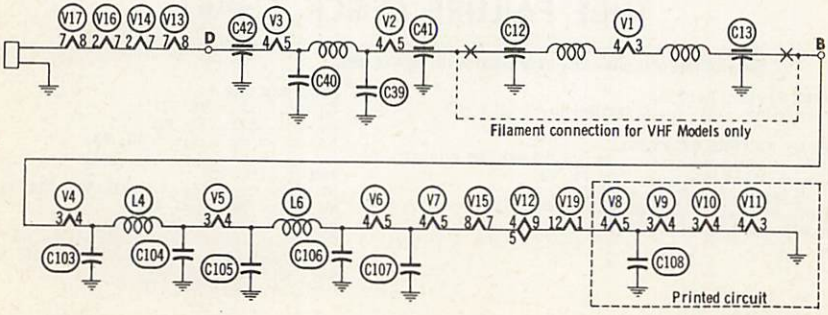

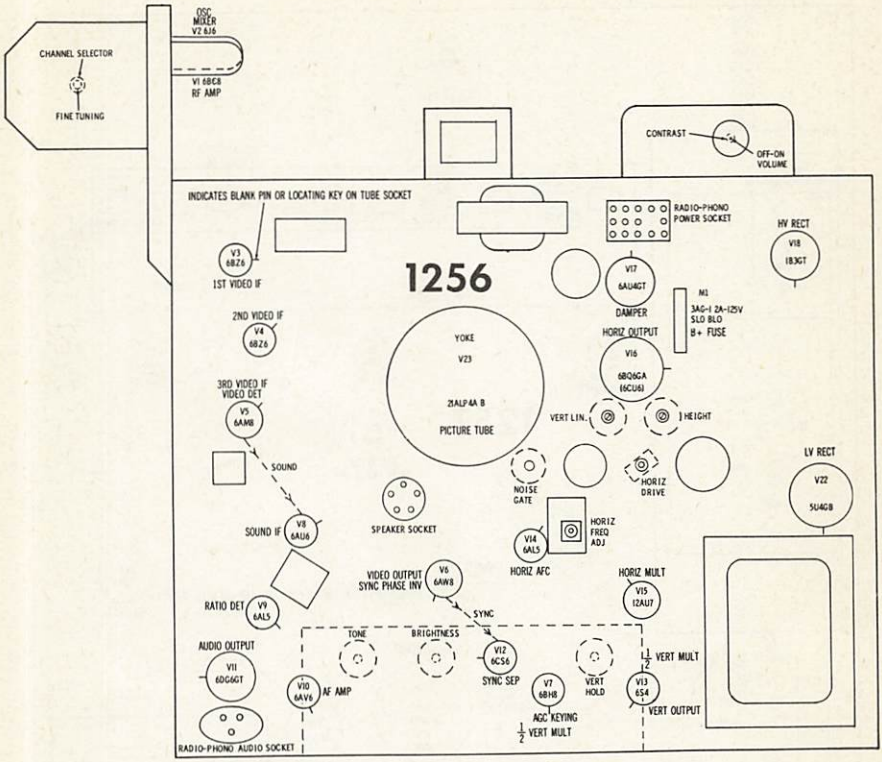

TUBE FAILURE CHECK CHART

The following chart lists tubes whose failures are most likely to produce the indicated symptoms. Refer to tube placement chart for location and type of tube.

POWER SUPPLY FAILURE
No raster, no sound - V19, Fuse (M1 *)

LOSS OF PICTURE OR SOUND
No pic, no sound, has raster - V2, V3, V4, V5, V11
No pic, no sound, has snow - V1, V2, V3
No pic, has sound, has raster - V6, V7, V20
Has pic, no sound - V8, V9, V10, V11
Overloaded picture - V7

SYNC FAILURE
No vert. sync - V6, V7, V13
No horiz. sync - V6, V14, V15
No vert. or horiz. sync - V6, V12

SWEEP FAILURE
No raster, has sound - V15, V16, V17, V18, V20
No vertical deflection - V7, V13
Poor vert. linearity or foldover - V7, V13
Poor horiz. linearity or foldover - V15, V16, V17
Narrow picture - V15, V16, V17, V18, V19
Vert. off freq. - V6 , V7, V13
Horiz. off freq. - V6, V14, V15

* Not used in early versions.

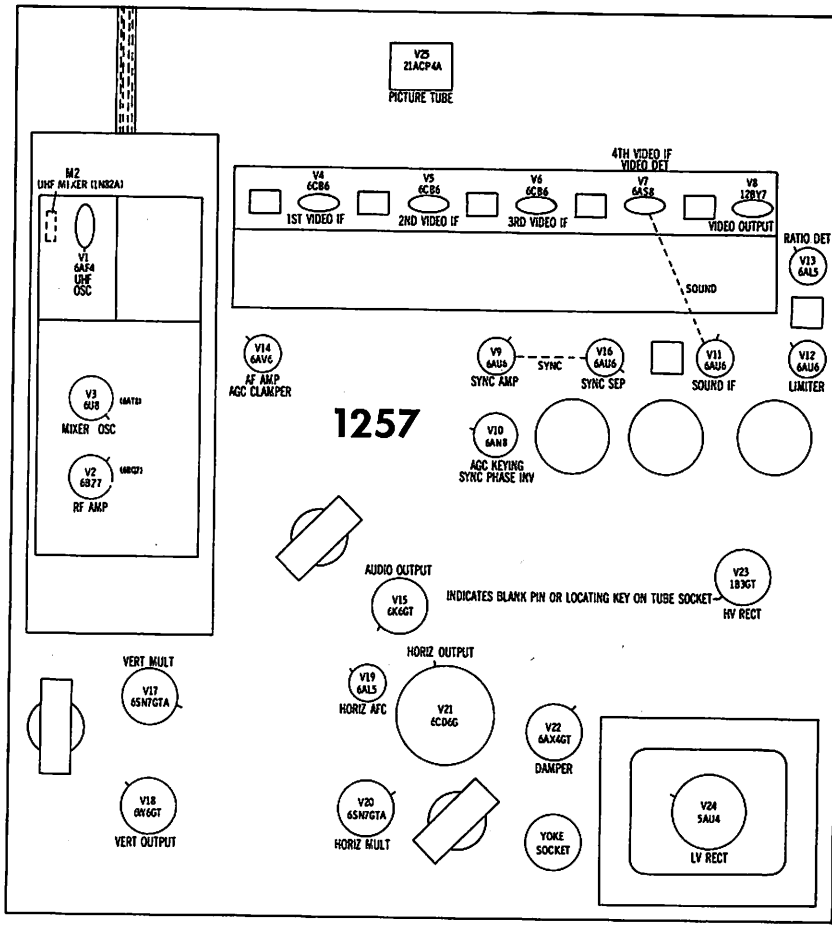

TUBE FAILURE CHECK CHART

The following chart lists tubes whose failures are most likely to produce the indicated symptoms. Refer to tube placement chart for location and type of tube.

POWER SUPPLY FAILURE
No raster, no sound - V24

SWEEP FAILURE
No raster, has sound - V20, V21, V22, V23, V25
No vertical deflection - V17, V18
Poor vert. linearity or foldover - V17, V18
Poor horiz. linearity or foldover - V20, V21, V22
Narrow picture - V20, V21, V22, V23, V24
Vert. off freq. - V10, V17
Horiz. off freq. - V10, V19, V20

LOSS OF PICTURE OR SOUND
No pic, no sound, has raster - V3, V4, V5, V6, V7 (V1 UHF only)
No pic, no sound, has snow - V2, V3, V4
No pic, has sound, has raster - V8, V10, V25
Has pic, no sound - V11, V12, V13, V14, V15
Overloaded picture - V10, V14

SYNC FAILURE
No vert. sync - V10, V17
No horiz. sync - V10, V19, V20
No vert. or horiz. sync - V9, V10, V16

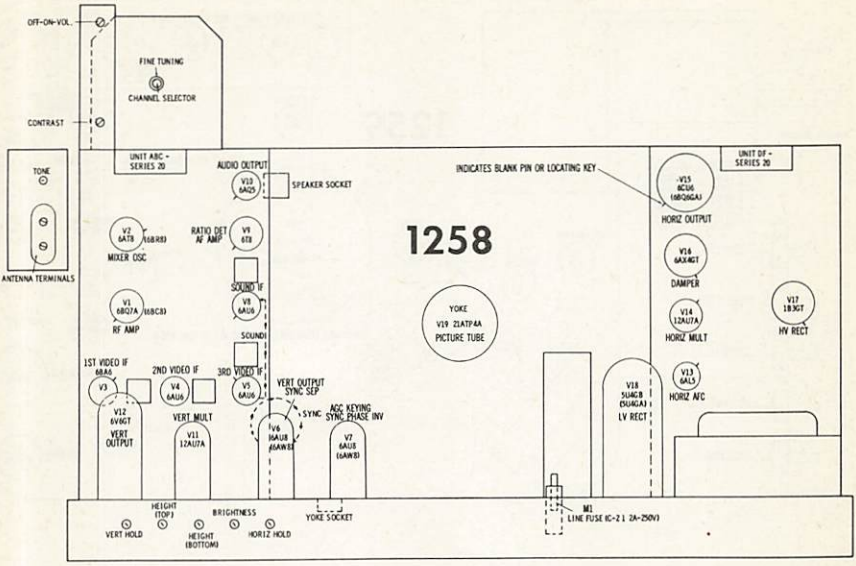

TUBE FAILURE CHECK CHART

The following chart lists tubes whose failures are most likely to produce the indicated symptoms. Refer to tube placement chart for location and type of tube.

POWER SUPPLY FAILURE
No raster, no sound - V18, Fuse (M1)

LOSS OF PICTURE OR SOUND
No pic, no sound, has raster - V2, V3, V4, V5
No pic, no sound, has snow - V1, V2, V3
No pic, has sound, has raster - V6, V7, V19
Has pic, no sound - V8, V9, V10
Overloaded picture - V7

SYNC FAILURE
No vert. sync - V7, V11
No horiz. sync - V7, V13, V14
No vert. or horiz. sync - V6, V7

SWEEP FAILURE
No raster, has sound - V14, V15, V16, V17, V19
No vertical deflection - V11, V12
Poor vert. linearity or foldover - V11, V12
Poor horiz. linearity or foldover - V14, V15, V16
Narrow picture - V14, V15, V16, V17, V18
Vert. off freq. - V7, V11
Horiz. off freq. - V7, V13, V14

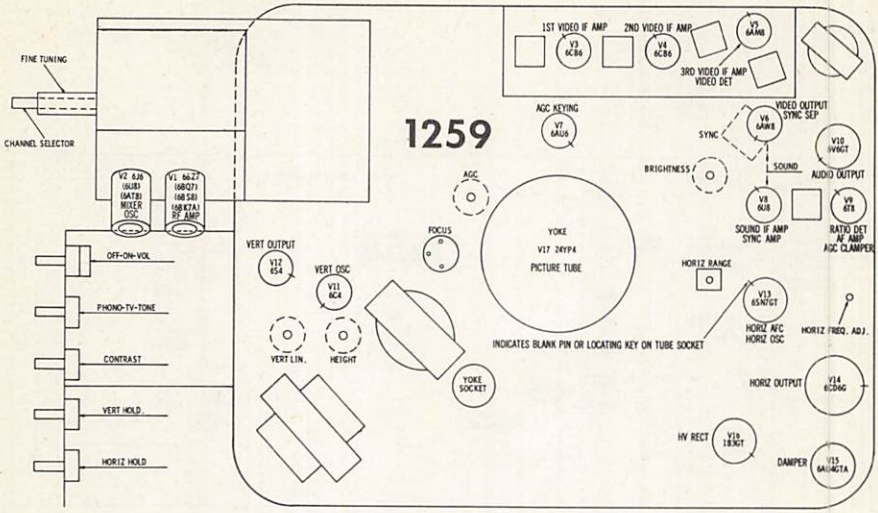

TUBE FAILURE CHECK CHART

The following chart lists tubes whose failures are most likely to produce the indicated symptoms. Refer to tube placement chart for location and type of tube.

POWER SUPPLY FAILURE
No raster, no sound - **Selenium Rectifiers (M1 & M2)**

LOSS OF PICTURE OR SOUND
No pic, no sound, has raster - V2, V3, V4, V5, V6
No pic, no sound, has snow - V1, V2, V3
No pic, has sound, has raster - V6, V7, V17
Has pic, no sound - V8, V9, V10
Overloaded picture - V7, V9

SYNC FAILURE
No vert. sync - V8, V11
No horiz. sync - V8, V13
No vert. or horiz. sync - V6, V8

SWEEP FAILURE
No raster, has sound - V13, V14, V15, V16, V17
No vertical deflection - V11, V12
Poor vert. linearity or foldover - V11, V12
Poor horiz. linearity or foldover - V13, V14, V15
Narrow picture - V13, V14, V15, V16, M1, M2
Vert. off freq. - V8, V11
Horiz. off freq. - V8, V13

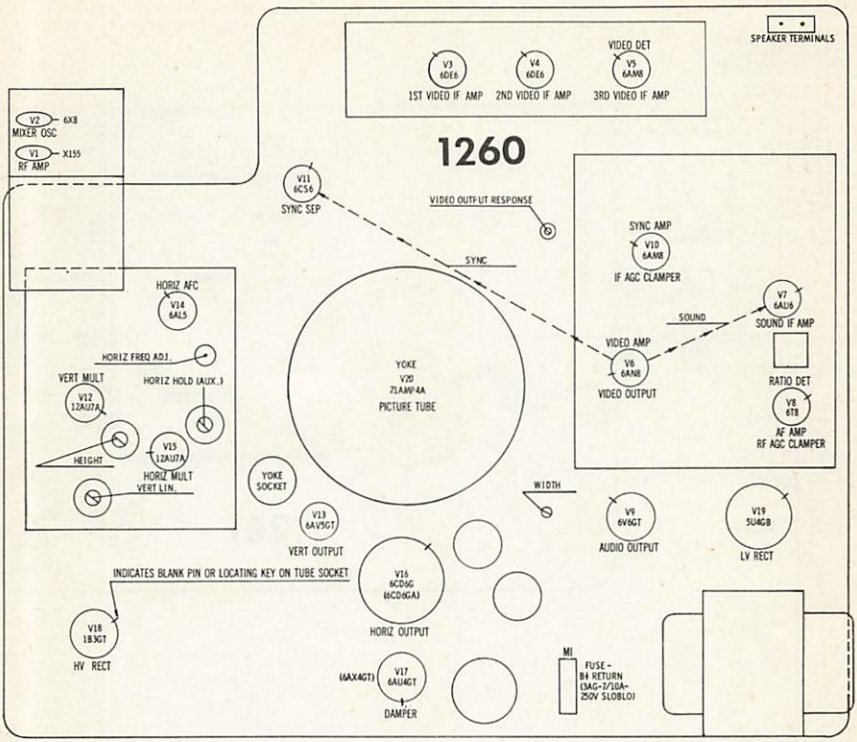

TUBE FAILURE CHECK CHART

The following chart lists tubes whose failures are most likely to produce the indicated symptoms. Refer to tube placement chart for location and type of tube.

POWER SUPPLY FAILURE
No raster, no sound - V19, Fuse (M1)

LOSS OF PICTURE OR SOUND
No pic, no sound, has raster - V2, V3, V4, V5, V6
No pic, no sound, has snow - V1, V2, V3
No pic, has sound, has raster - V6, V10, V20
Has pic, no sound - V7, V8, V9
Overloaded picture - V8, V10

SYNC FAILURE
No vert. sync - V11, V12
No horiz. sync - V11, V14, V15
No vert. or horiz. sync - V10, V11

SWEEP FAILURE
No raster, has sound - V15, V16, V17, V18, V20
No vertical deflection - V12, V13
Poor vert. linearity or foldover - V12, V13
Poor horiz. linearity or foldover - V15, V16, V17
Narrow picture - V15, V16, V17, V18, V19
Vert. off freq. - V11, V12
Horiz. off freq. - V11, V14, V15

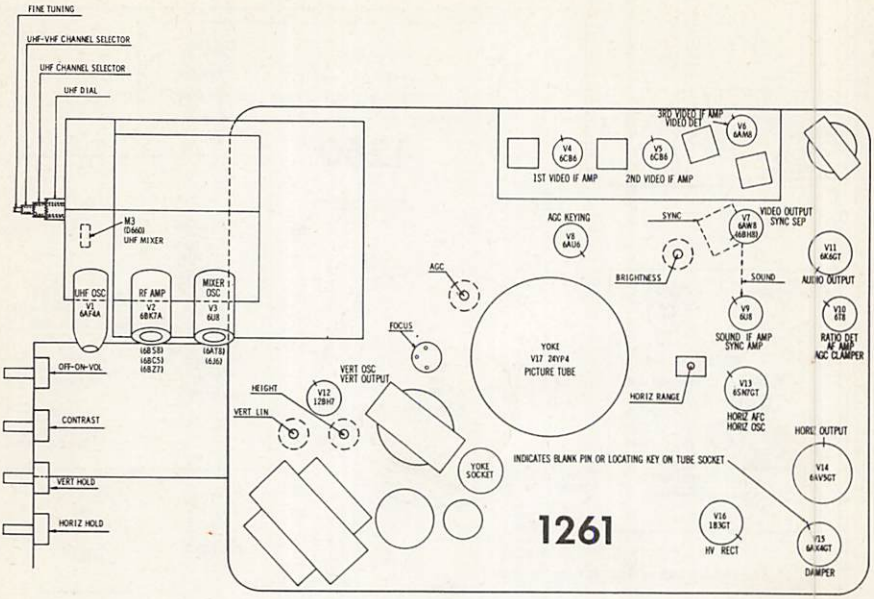

TUBE FAILURE CHECK CHART

The following chart lists tubes whose failures are most likely to produce the indicated symptoms. Refer to tube placement chart for location and type of tube.

POWER SUPPLY FAILURE
No raster, no sound - Selenium Rectifiers (M1 & M2)

LOSS OF PICTURE OR SOUND
No pic, no sound, has raster - V3, V4, V5, V6, V7 (V1 UHF only)
No pic, no sound, has snow - V2, V3, V4
No pic, has sound, has raster - V7, V8, V17
Has pic, no sound - V9, V10, V11
Overloaded picture - V8, V10

SYNC FAILURE
No vert. sync - V9, V12
No horiz. sync - V9, V13
No vert. or horiz. sync - V7, V9

SWEEP FAILURE
No raster, has sound - V13, V14, V15, V16, V17
No vertical deflection - V12
Poor vert. linearity or foldover - V12
Poor horiz. linearity or foldover - V13, V14, V15
Narrow picture - V13, V14, V15, V16, M1, M2
Vert. off freq. - V9, V12
Horiz. off freq. - V9, V13

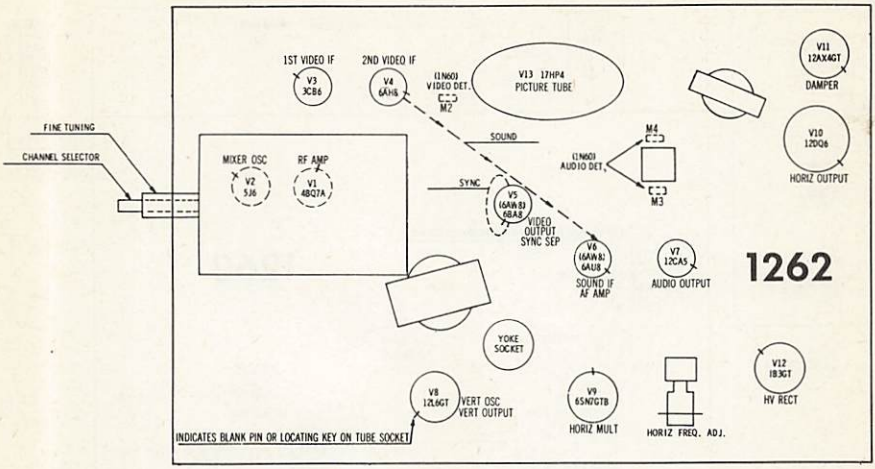

TUBE FAILURE CHECK CHART

The following chart lists tubes whose failures are most likely to produce the indicated symptoms. Refer to tube placement chart for location and type of tube.

POWER SUPPLY FAILURE
No raster, no sound - Selenium Rectifier (M1)

LOSS OF PICTURE OR SOUND
No pic, no sound, has raster - V2, V3, V4
No pic, no sound, has snow - V1, V2, V3
No pic, has sound, has raster - V5, V13
Has pic, no sound - V4, V6, V7

SYNC FAILURE
No vert. sync - V4, V8
No horiz. sync - V4, V9
No vert. or horiz. sync - V4, V5

SWEEP FAILURE
No raster, has sound - V9, V10, V11, V12, V13
No vertical deflection - V8
Poor vert. linearity or foldover - V8
Poor horiz. linearity or foldover - V9, V10, V11
Narrow picture - V9, V10, V11, V12, M1
Vert. off freq. - V4, V8
Horiz. off freq. - V4, V9

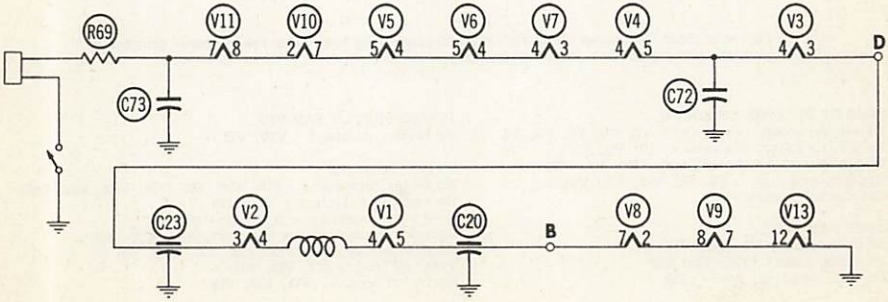

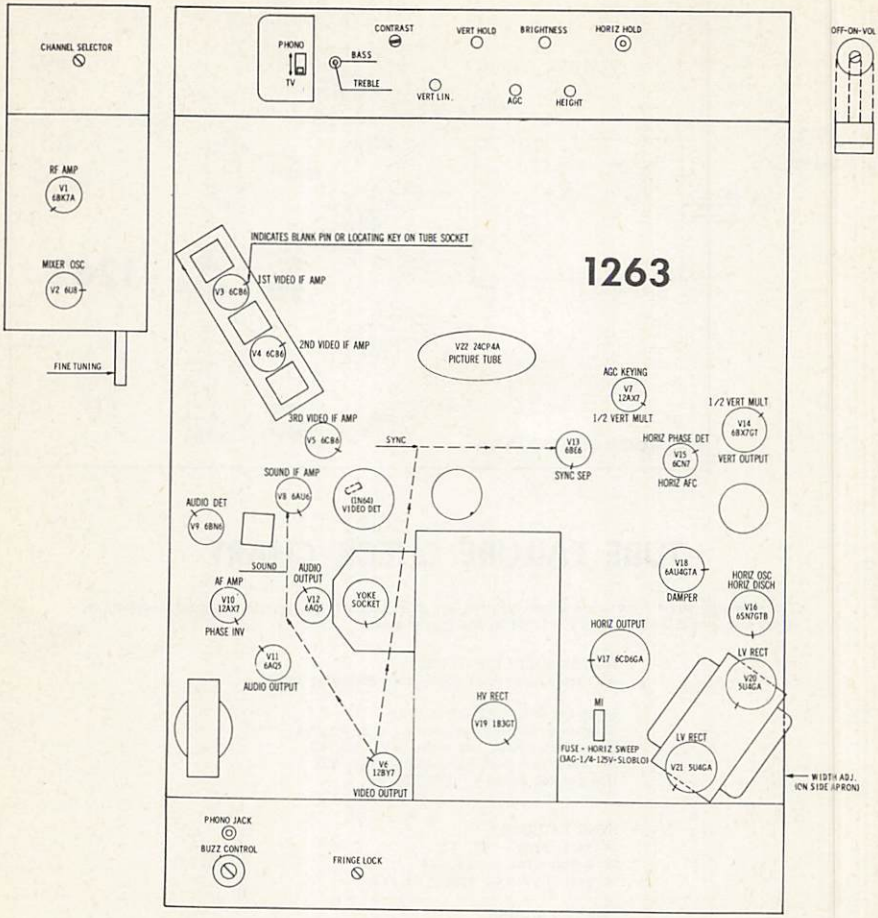

TUBE FAILURE CHECK CHART

The following chart lists tubes whose failures are most likely to produce the indicated symptoms. Refer to tube placement chart for location and type of tube.

LOSS OF PICTURE OR SOUND
No pic, no sound, has raster - V2, V3, V4, V5, V6
No pic, no sound, has snow - V1, V2, V3
No pic, has sound, has raster - V6, V7, V22
Has pic, no sound - V8, V9, V10, V11, V12
Overloaded picture - V7

SYNC FAILURE
No vert. sync - V7, V13, V14
No horiz. sync - V13, V15, V16
No vert. or horiz. sync - V13

POWER SUPPLY FAILURE
No raster, no sound - V20, V21

SWEEP FAILURE
No raster, has sound - V15, V16, V17, V18, V22, Fuse (M1)
No vertical deflection - V7, V14
Poor vert. linearity or foldover - V7, V14
Poor horiz. linearity or foldover - V16, V17, V18
Narrow picture - V16, V17, V18, V19, V20, V21
Vert. off freq. - V7, V13, V14
Horiz. off freq. - V13, V15, V16

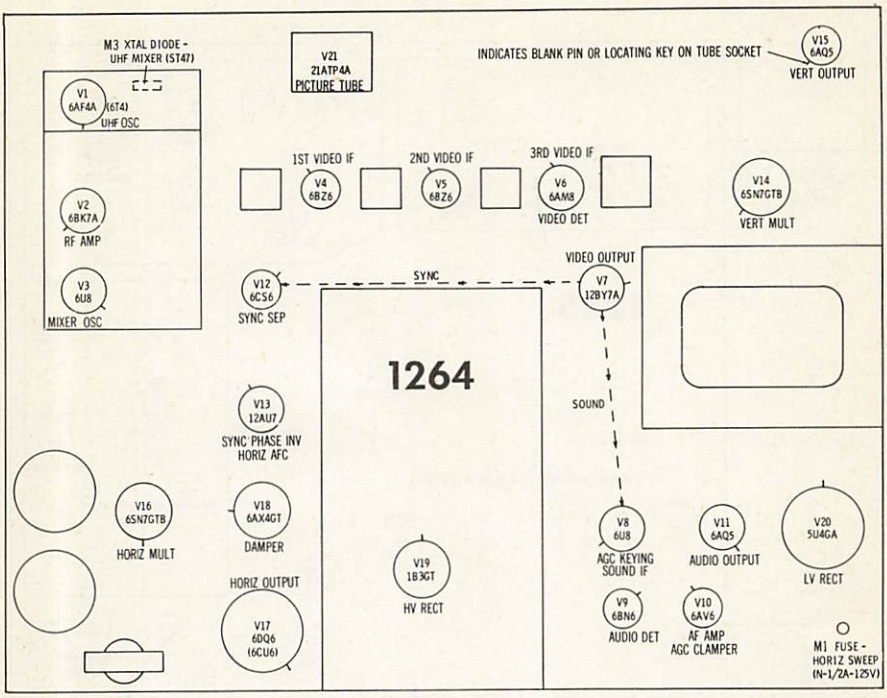

TUBE FAILURE CHECK CHART

The following chart lists tubes whose failures are most likely to produce the indicated symptoms. Refer to tube placement chart for location and type of tube.

POWER SUPPLY FAILURE
No raster, no sound - V20, Fuse (M1)

LOSS OF PICTURE OR SOUND
No pic, no sound, has raster - V3, V4, V5, V6, V7 (V1 UHF only)
No pic, no sound, has snow - V2, V3, V4
No pic, has sound, has raster - V7, V8, V21
Has pic, no sound - V8, V9, V10, V11
Overloaded picture - V8, V10

SYNC FAILURE
No vert. sync - V13, V14
No horiz. sync - V13, V16
No vert. or horiz. sync - V12, V13

SWEEP FAILURE
No raster, has sound - V16, V17, V18, V19, V21
No vertical deflection - V14, V15
Poor vert. linearity or foldover - V14, V15
Poor horiz. linearity or foldover - V16, V17, V18
Narrow picture - V16, V17, V18, V19, V20
Vert. off freq. - V13, V14
Horiz. off freq. - V13, V16

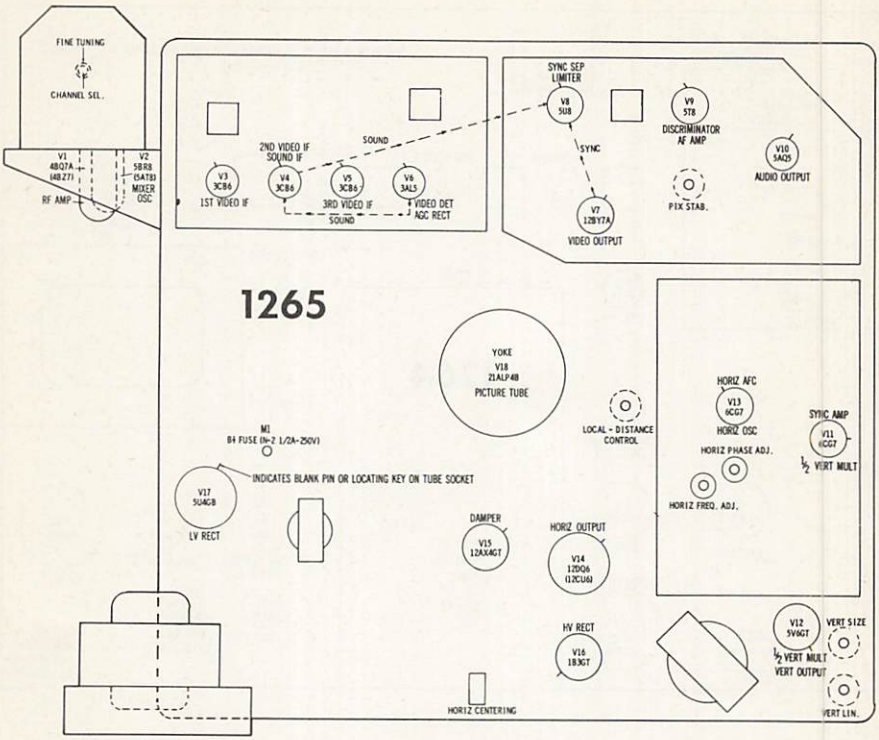

TUBE FAILURE CHECK CHART

The following chart lists tubes whose failures are most likely to produce the indicated symptoms. Refer to tube placement chart for location and type of tube.

LOSS OF PICTURE OR SOUND
No pic, no sound, has raster - V2, V3, V4, V5, V6
No pic, no sound, has snow - V1, V2, V3
No pic, has sound, has raster - V7, V18
Has pic, no sound - V4, V5, V6, V8, V9, V10

SYNC FAILURE
No vert. sync - V11, V12
No horiz. sync - V11, V13
No vert. or horiz. sync - V8, V11

POWER SUPPLY FAILURE
No raster, no sound - V17, Fuse (M1)

SWEEP FAILURE
No raster, has sound - V13, V14, V15, V16, V18
No vertical deflection - V11, V12
Poor vert. linearity or foldover - V11, V12
Poor horiz. linearity or foldover - V13, V14, V15
Narrow picture - V13, V14, V15, V16, V17
Vert. off freq. - V11, V12
Horiz. off freq. - V11, V13

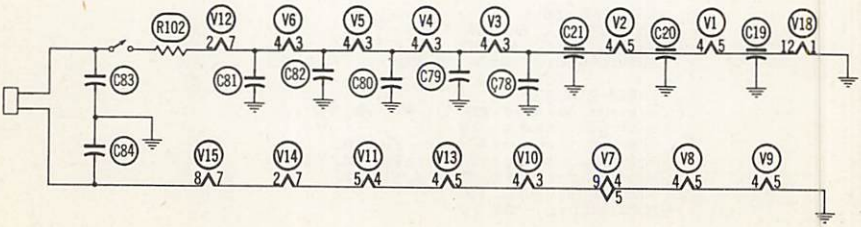

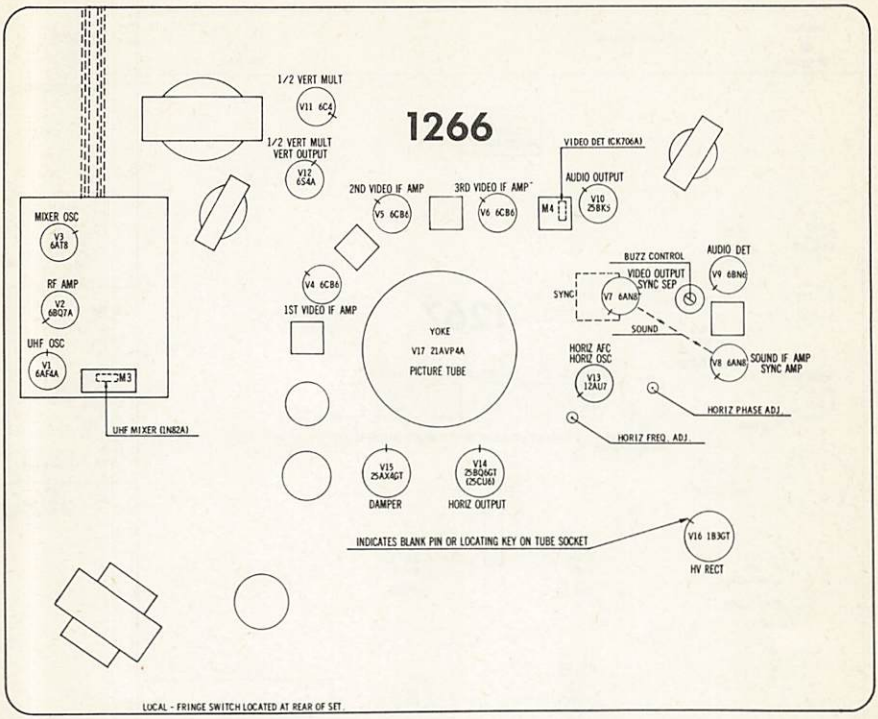

TUBE FAILURE CHECK CHART

The following chart lists tubes whose failures are most likely to produce the indicated symptoms. Refer to tube placement chart for location and type of tube.

LOSS OF PICTURE OR SOUND
No pic, no sound, has raster - V3, V4, V5, V6, V7 (V1 UHF only)
No pic, no sound, has snow - V2, V3, V4
No pic, has sound, has raster - V7, V17
Has pic, no sound - V8, V9, V10

SYNC FAILURE
No vert. sync - V8, V11, V12
No horiz. sync - V8, V13
No vert. or horiz. sync - V7, V8

SWEEP FAILURE
No raster, has sound - V13, V14, V15, V16, V17
No vertical deflection - V11, V12
Poor vert. linearity or foldover - V11, V12
Poor horiz. linearity or foldover - V13, V14, V15
Narrow picture - V13, V14, V15, V16, M1, M2
Vert. off freq. - V8, V11, V12
Horiz. off freq. - V8, V13

POWER SUPPLY FAILURE
No raster, no sound - Selenium Rectifiers (M1 & M2), circuit breaker (M5)

NOTE: Since this receiver employs tubes used in a series-parallel filament network, an open filament in any tube in series will cause the set to be inoperative (See circuit below).

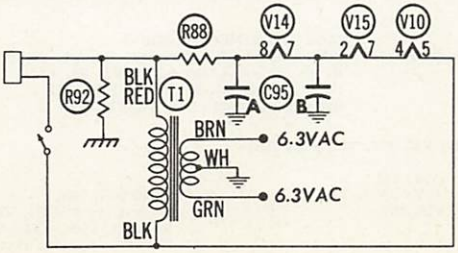

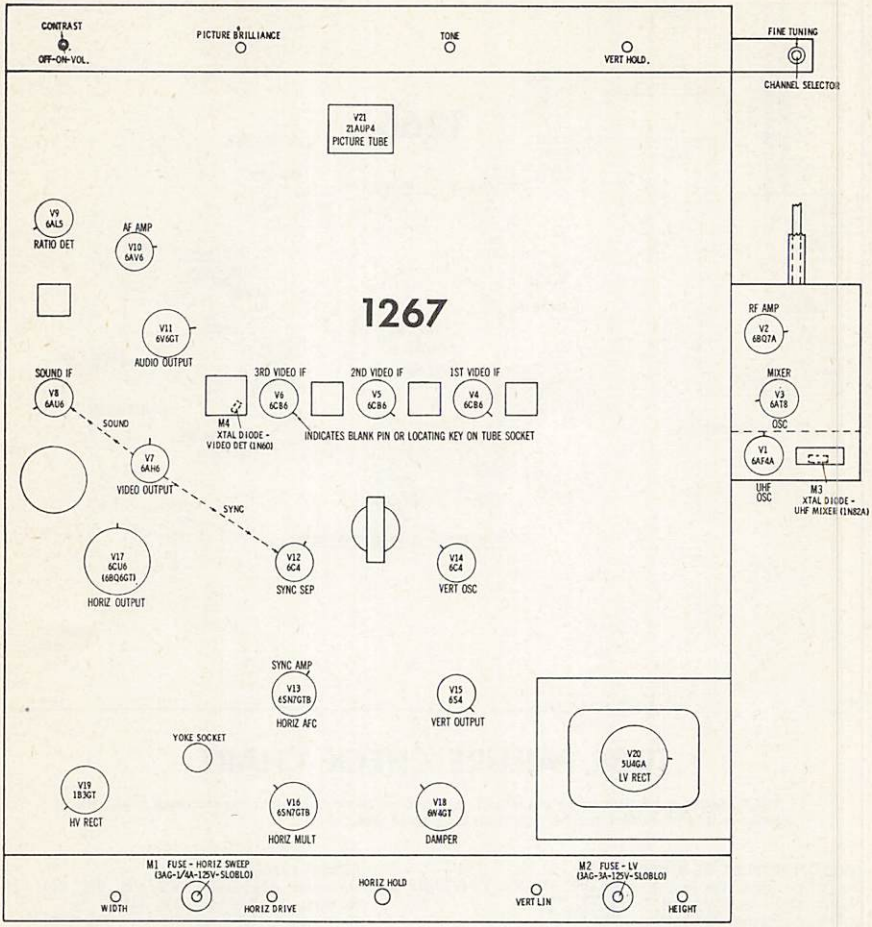

TUBE FAILURE CHECK CHART

The following chart lists tubes whose failures are most likely to produce the indicated symptoms. Refer to tube placement chart for location and type of tube.

POWER SUPPLY FAILURE
No raster, no sound - V20, Fuse (M2)

SWEEP FAILURE
No raster, has sound - V16, V17, V18, V19, V21, Fuse (M1)
No vertical deflection - V14, V15
Poor vert. linearity or foldover - V14, V15
Poor horiz. linearity or foldover - V16, V17, V18
Narrow picture - V16, V17, V18, V19, V20
Vert. off freq. - V13, V14
Horiz. off freq. - V13, V16

LOSS OF PICTURE OR SOUND
No pic, no sound, has raster - V3, V4, V5, V6, V7, V11 (V1 UHF only)
No pic, no sound, has snow - V2, V3, V4
No pic, has sound, has raster - V7, V21
Has pic, no sound - V8, V9, V10, V11

SYNC FAILURE
No vert. sync - V13, V14
No horiz. sync - V13, V16
No vert. or horiz. sync - V12, V13

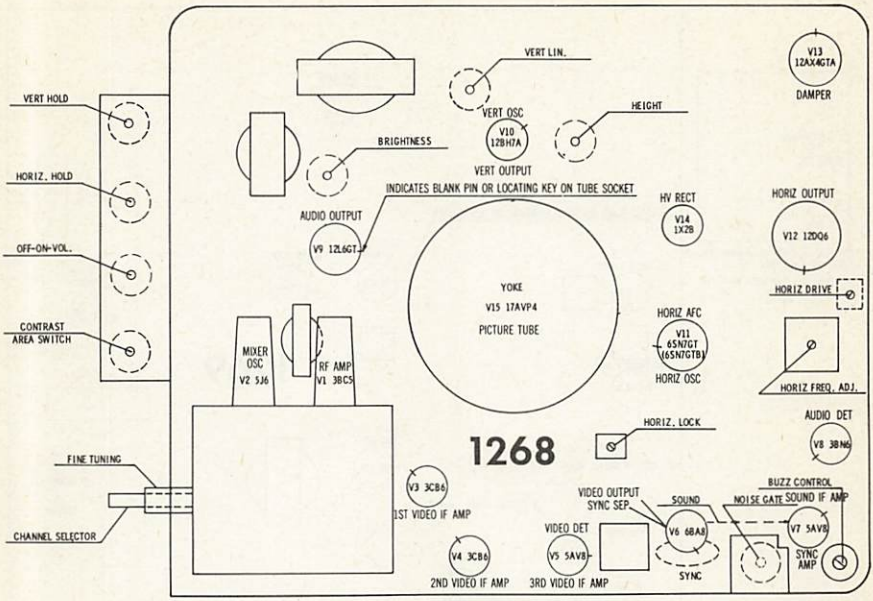

TUBE FAILURE CHECK CHART

The following chart lists tubes whose failures are most likely to produce the indicated symptoms. Refer to tube placement chart for location and type of tube.

POWER SUPPLY FAILURE
No raster, no sound - Selenium Rectifiers (M1 & M2)

LOSS OF PICTURE OR SOUND
No pic, no sound, has raster - V2, V3, V4, V5, V6, V9
No pic, no sound, has snow - V1, V2, V3
No pic, has sound, has raster - V6, V15
Has pic, no sound - V7, V8, V9

SYNC FAILURE
No vert. sync - V7, V10
No horiz. sync - V7, V11
No vert. or horiz. sync - V6, V7

SWEEP FAILURE
No raster, has sound - V11, V12, V13, V14, V15
No vertical deflection - V10
Poor vert. linearity or foldover - V10
Poor horiz. linearity or foldover - V11, V12, V13
Narrow picture - V11, V12, V13, V14, M1, M2
Vert. off freq. - V7, V10
Horiz. off freq. - V7, V11

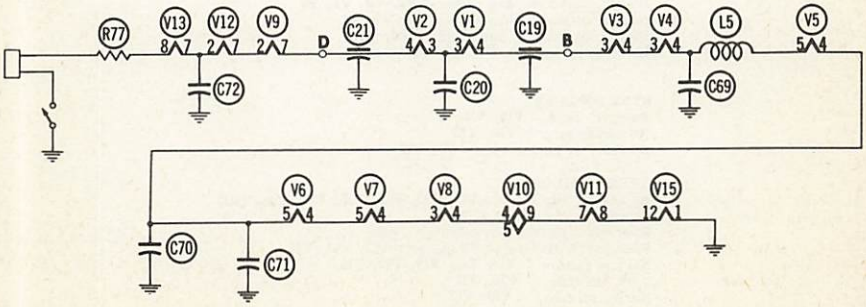

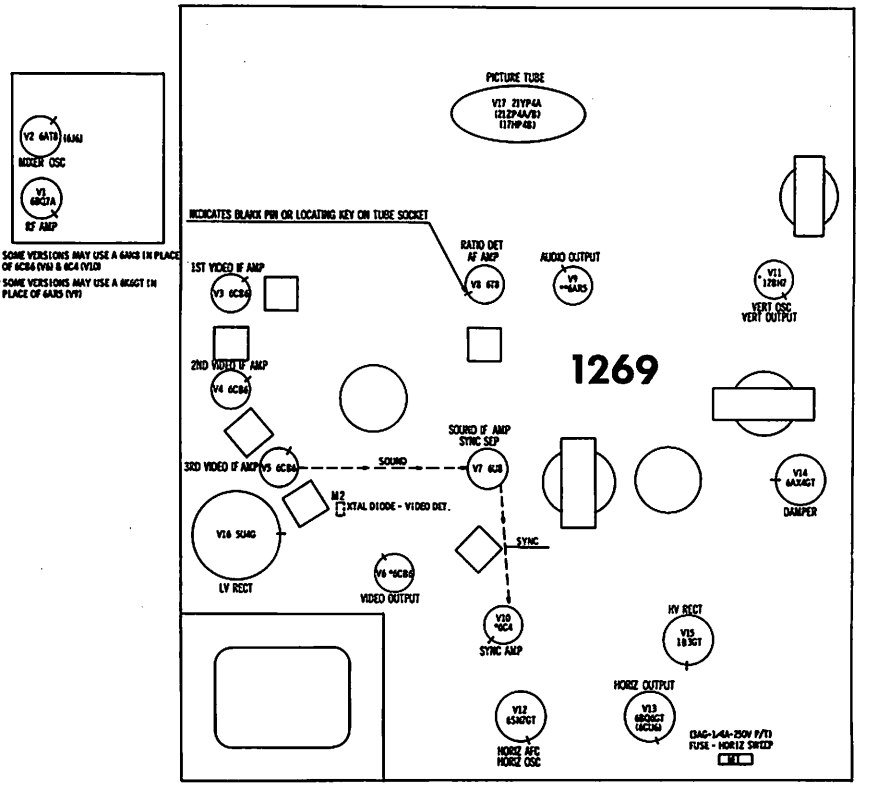

TUBE FAILURE CHECK CHART

The following chart lists tubes whose failures are most likely to produce the indicated symptoms. Refer to tube placement chart for location and type of tube.

POWER SUPPLY FAILURE
No raster, no sound - V16

LOSS OF PICTURE OR SOUND
No pic, no sound, has raster - V2, V3, V4, V5
No pic, no sound, has snow - V1, V2, V3
No pic, has sound, has raster - V6, V17
Has pic, no sound - V7, V8, V9

SYNC FAILURE
No vert. sync - V10, V11
No horiz. sync - V10, V12
No vert. or horiz. sync - V7, V10

SWEEP FAILURE
No raster, has sound - V12, V13, V14, V15, V17, Fuse (M1)
No vertical deflection - V11
Poor vert. linearity or foldover - V11
Poor horiz. linearity or foldover - V12, V13, V14
Narrow picture - V12, V13, V14, V15, V16
Vert. off freq. - V10, V11
Horiz. off freq. - V10, V12

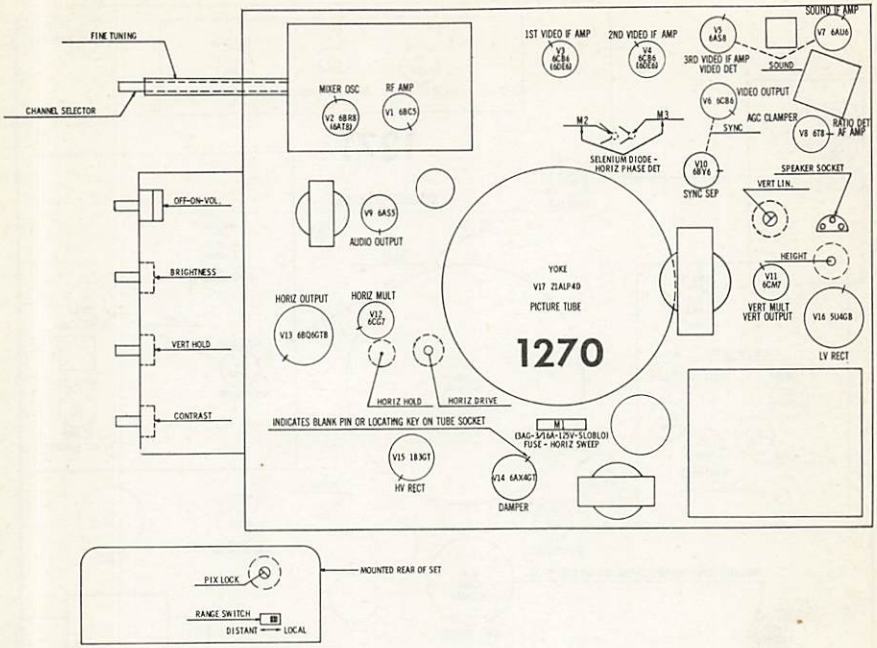

TUBE FAILURE CHECK CHART

The following chart lists tubes whose failures are most likely to produce the indicated symptoms. Refer to tube placement chart for location and type of tube.

POWER SUPPLY FAILURE
No raster, no sound - V16

LOSS OF PICTURE OR SOUND
No pic, no sound, has raster - V2, V3, V4, V5, V9
No pic, no sound, has snow - V1, V2, V3
No pic, has sound, has raster - V6, V17
Has pic, no sound - V7, V8, V9
Overloaded picture - V8

SYNC FAILURE
No vert. sync - V10, V11
No horiz. sync - V10, V12
No vert. or horiz. sync - V10

SWEEP FAILURE
No raster, has sound - V12, V13, V41, V15, V17, Fuse (M1)
No vertical deflection - V11
Poor vert. linearity or foldover - V11
Poor horiz. linearity or foldover - V12, V13, V14
Narrow picture - V12, V13, V14, V15, V16
Vert. off freq. - V10, V11
Horiz. off freq. - V10, V12

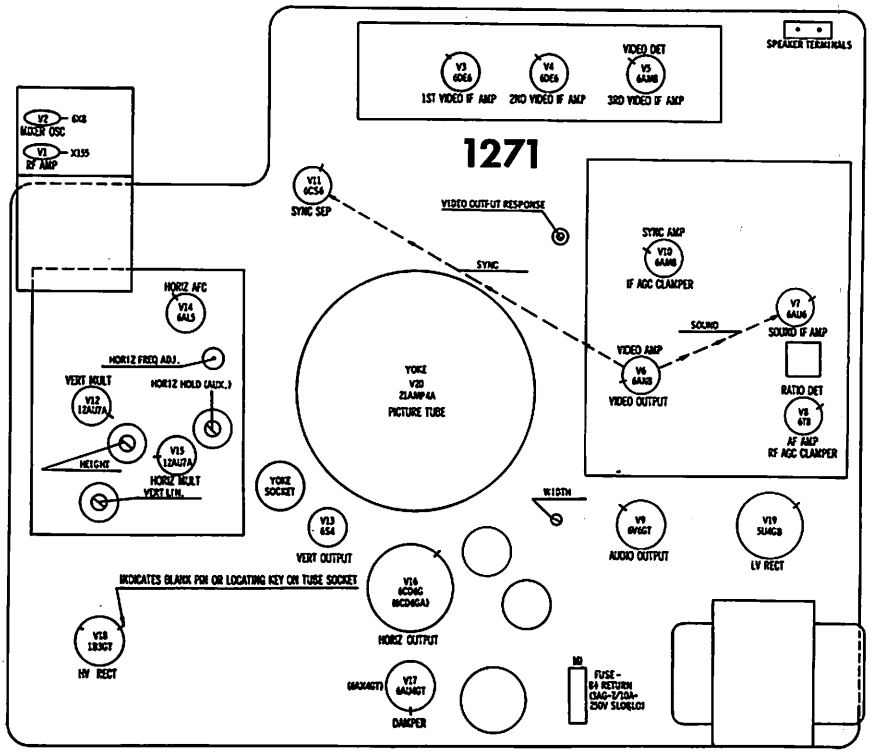

TUBE FAILURE CHECK CHART

The following chart lists tubes whose failures are most likely to produce the indicated symptoms. Refer to tube placement chart for location and type of tube.

POWER SUPPLY FAILURE
No raster, no sound - V19, Fuse (M1)

LOSS OF PICTURE OR SOUND
No pic, no sound, has raster -V2, V3, V4, V5, V6
No pic, no sound, has snow - V1, V2, V3
No pic, has sound, has raster - V6, V10, V20
Has pic, no sound - V7, V8, V9
Overloaded picture - V8, V10

SYNC FAILURE
No vert. sync - V11, V12
No horiz. sync - V11, V14, V15
No vert. or horiz. sync - V10, V11

SWEEP FAILURE
No raster, has sound - V15, V16, V17, V18, V20
No vertical deflection - V12, V13
Poor vert. linearity or foldover - V12, V13
Poor horiz. linearity or foldover - V15, V16, V17
Narrow picture - V15, V16, V17, V18, V19
Vert. off freq. - V11, V12
Horiz. off freq. - V11, V14, V15

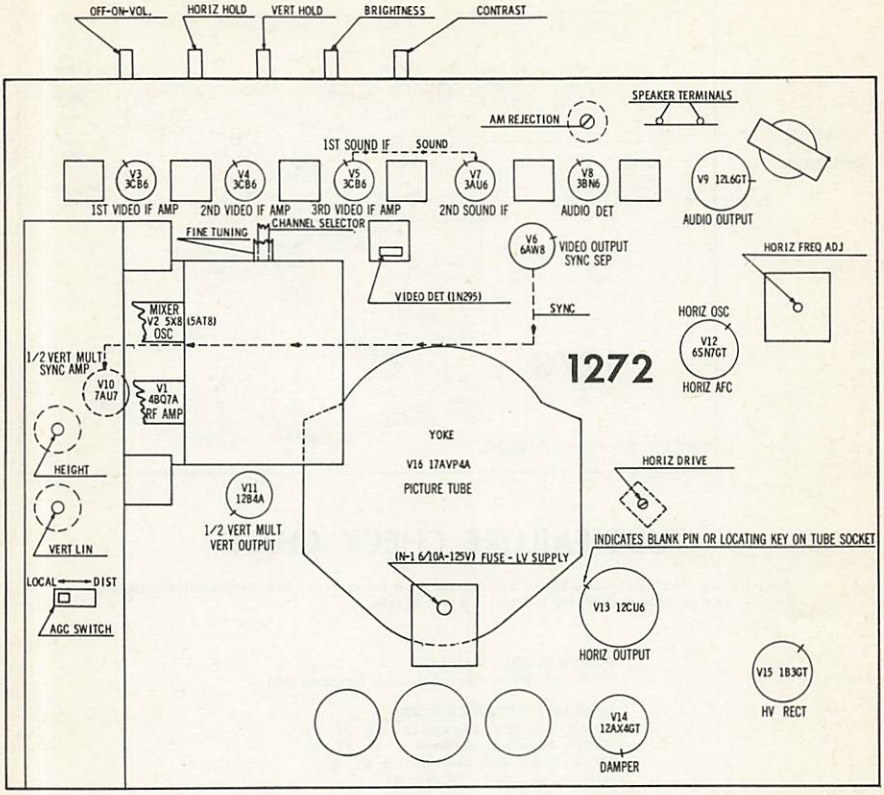

TUBE FAILURE CHECK CHART

The following chart lists tubes whose failures are most likely to produce the indicated symptoms. Refer to tube placement chart for location and type of tube.

POWER SUPPLY FAILURE
No raster, no sound - Selenium Rectifiers (M1 & M2), Fuse (M3)

SWEEP FAILURE
No raster, has sound - V12, V13, V14, V15, V16
No vertical deflection - V10, V11
Poor vert. linearity or foldover - V10, V11
Poor horiz. linearity or foldover - V12, V13, V14
Narrow picture - V12, V13, V14, V15, M1, M2
Vert. off freq. - V10, V11
Horiz. off freq. - V10, V12

SYNC FAILURE
No vert. sync - V10, V11
No horiz. sync - V10, V12
No vert. or horiz. sync - V6, V10

LOSS OF PICTURE OR SOUND
No pic, no sound, has raster - V2, V3, V4, V5, V9
No pic, no sound, has snow - V1, V2, V3
No pic, has sound, has raster - V6, V16
Has pic, no sound - V5, V7, V8, V9

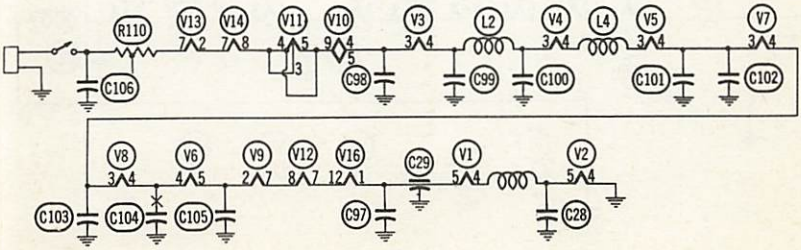

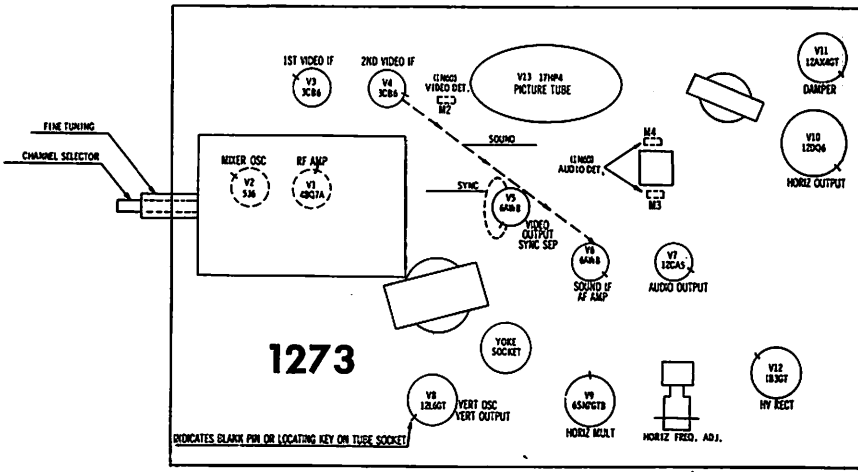

TUBE FAILURE CHECK CHART

The following chart lists tubes whose failures are most likely to produce the indicated symptoms. Refer to tube placement chart for location and type of tube.

POWER SUPPLY FAILURE
No raster, no sound - Selenium Rectifier (M1)

LOSS OF PICTURE OR SOUND
No pic, no sound, has raster - V2, V3, V4
No pic, no sound, has snow - V1, V2, V3
No pic, has sound, has raster - V5, V13
Has pic, no sound - V4, V6, V7

SYNC FAILURE
No vert. sync - V5, V8
No horiz. sync - V5, V9
No vert. or horiz. sync - V5

SWEEP FAILURE
No raster, has sound - V9, V10, V11, V12, V13
No vertical deflection - V8
Poor vert. linearity or foldover - V8
Poor horiz. linearity or foldover - V9, V10, V11
Narrow picture - V9, V10, V11, V12, M1
Vert. off freq. - V5, V8
Horiz. off freq. - V5, V9

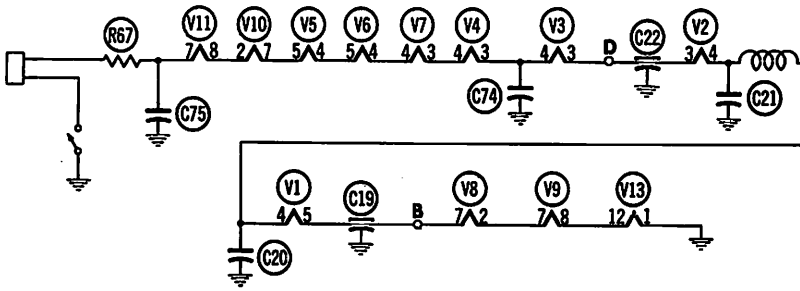

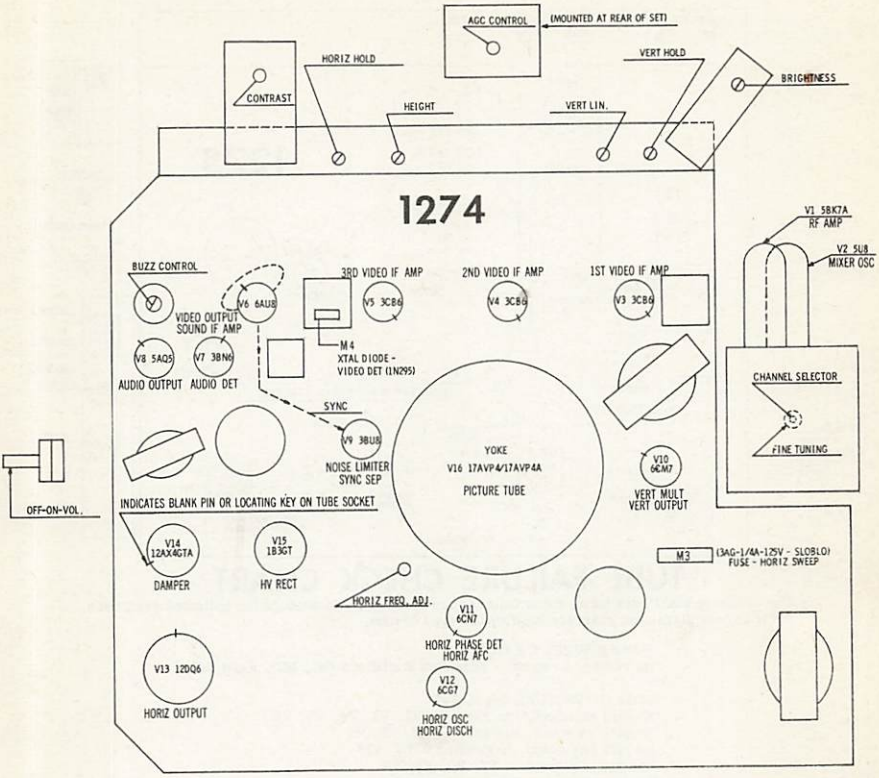

TUBE FAILURE CHECK CHART

The following chart lists tubes whose failures are most likely to produce the indicated symptoms. Refer to tube placement chart for location and type of tube.

POWER SUPPLY FAILURE
No raster, no sound - Selenium Rectifiers (M1 & M2)

SWEEP FAILURE
No raster, has sound - V12, V13, V14, V15, V16, Fuse (M3)
No vertical deflection - V10
Poor vert. linearity or foldover - V10
Poor horiz. linearity or foldover - V12, V13, V14
Narrow picture - V12, V13, V14, V15, M1, M2
Vert. off freq. - V9, V10
Horiz. off freq. - V9, V11, V12

SYNC FAILURE
No vert. sync - V9, V10
No horiz. sync - V9, V11, V12
No vert. or horiz. sync - V9

LOSS OF PICTURE OR SOUND
No pic, no sound, has raster - V2, V3, V4, V5, V6
No pic, no sound, has snow - V1, V2, V3
No pic, has sound, has raster - V6, V16
Has pic, no sound - V6, V7, V8

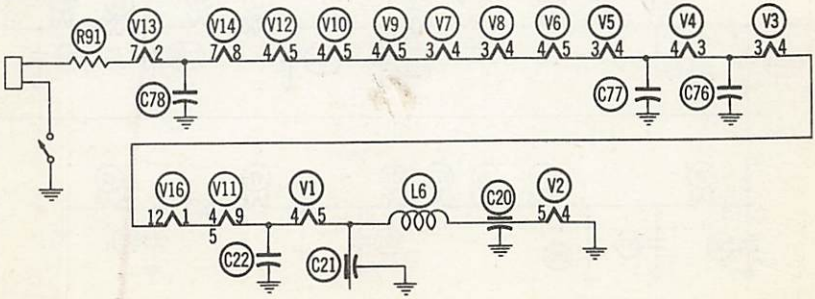

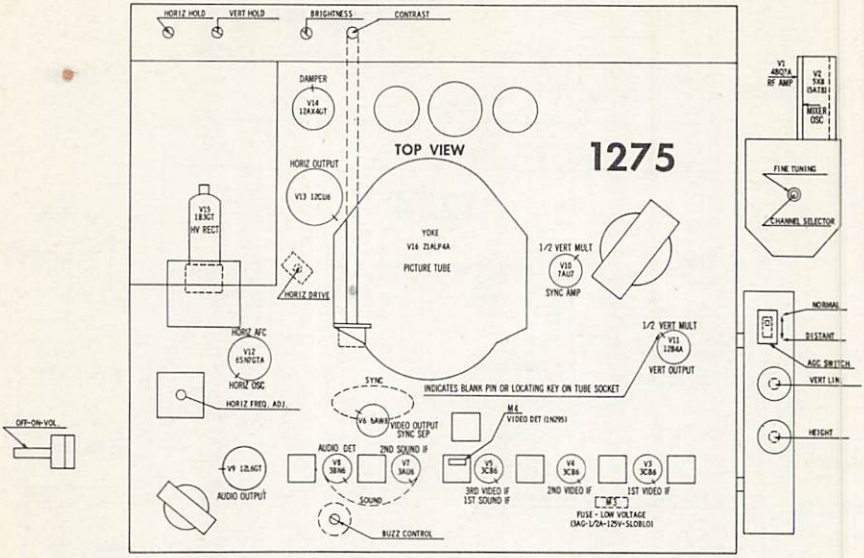

TUBE FAILURE CHECK CHART

The following chart lists tubes whose failures are most likely to produce the indicated symptoms. Refer to tube placement chart for location and type of tube.

POWER SUPPLY FAILURE
No raster, no sound - Selenium Rectifiers (M1, M2), Fuse (M3)

LOSS OF PICTURE OR SOUND
No pic, no sound, has raster - V2, V3, V4, V5, V9
No pic, no sound, has snow - V1, V2, V3
No pic, has sound, has raster - V6, V16
Has pic, no sound - V5, V7, V8, V9

SYNC FAILURE
No vert. sync - V10, V11
No horiz. sync - V10, V12
No vert. or horiz. sync - V6, V10

SWEEP FAILURE
No raster, has sound - V12, V13, V14, V15, V16
No vertical deflection - V10, V11
Poor vert. linearity or foldover - V10, V11
Poor horiz. linearity or foldover - V12, V13, V14
Narrow picture - V12, V13, V14 V15, M1, M2
Vert. off freq. - V10, V11
Horiz. off freq. - V10, V12

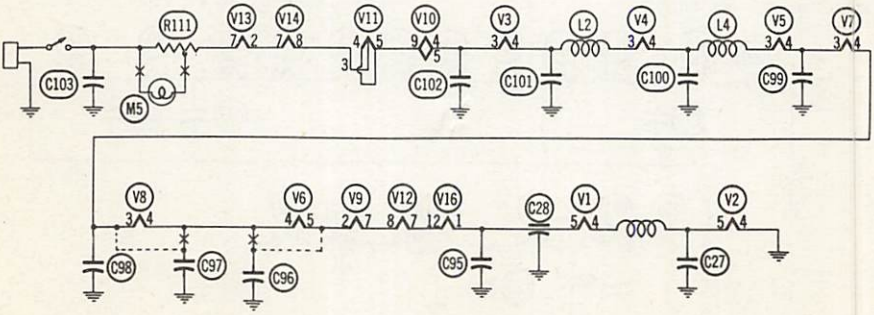

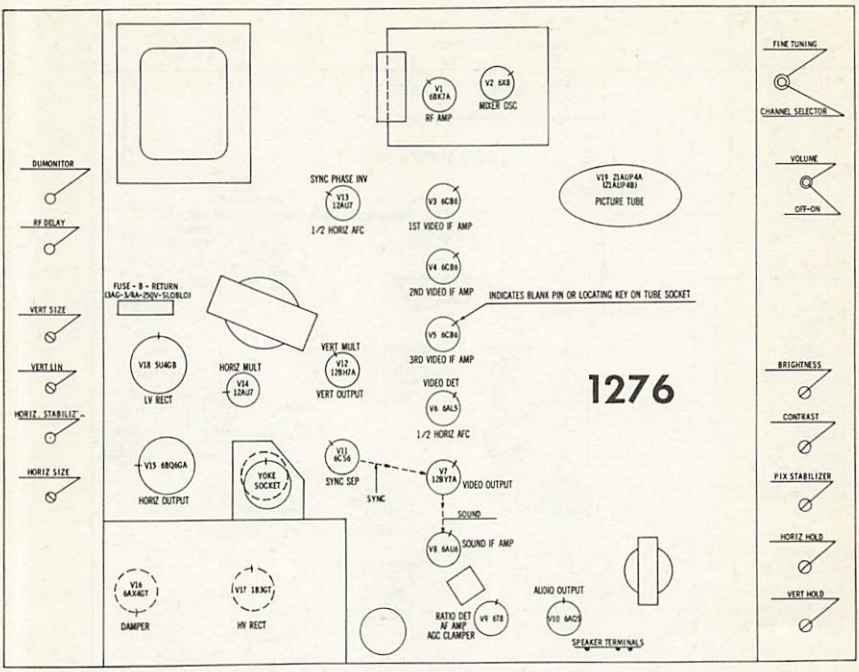

TUBE FAILURE CHECK CHART

The following chart lists tubes whose failures are most likely to produce the indicated symptoms. Refer to tube placement chart for location and type of tube.

POWER SUPPLY FAILURE
No raster, no sound - V18, Fuse (M1)

LOSS OF PICTURE OR SOUND
No pic, no sound, has raster - V2, V3, V4, V5, V6, V7
No pic, no sound, has snow - V1, V2, V3
No pic, has sound, has raster - V7, V19
Has pic, no sound - V8, V9, V10
Overloaded picture - V9

SYNC FAILURE
No vert. sync - V12, V13
No horiz. sync - V6, V13, V14
No vert. or horiz. sync - V11, V13

SWEEP FAILURE
No raster, has sound - V14, V15, V16, V17, V19
No vertical deflection - V12
Poor vert. linearity or foldover - V12
Poor horiz. linearity or foldover - V14, V15, V16
Narrow picture - V14, V15, V16, V17, V18
Vert. off freq. - V12, V13
Horiz. off freq. - V6, V13, V14

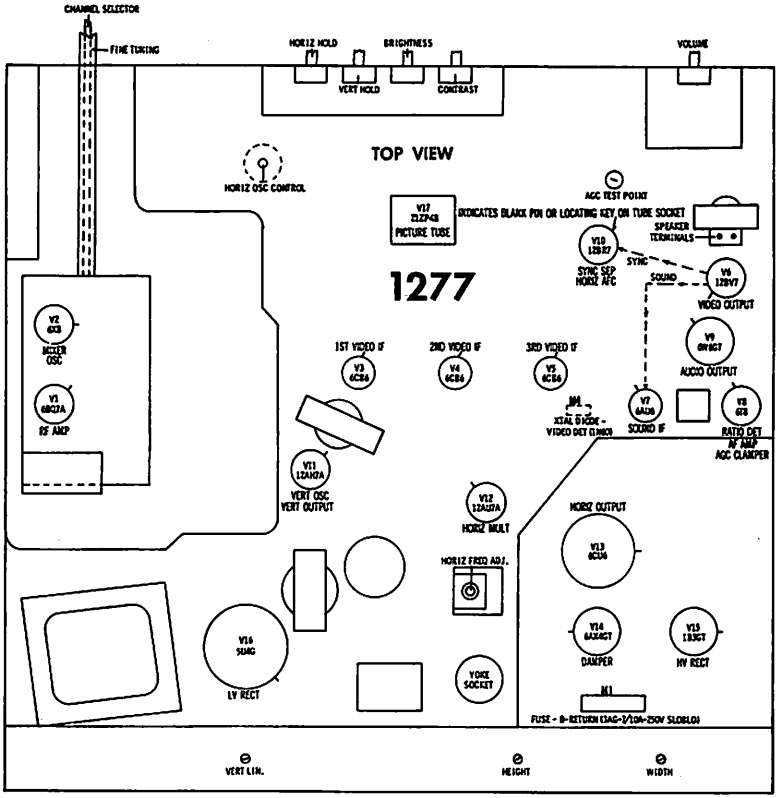

TUBE FAILURE CHECK CHART

The following chart lists tubes whose failures are most likely to produce the indicated symptoms. Refer to tube placement chart for location and type of tube.

POWER SUPPLY FAILURE
No raster, no sound - V16, Fuse (M1)

LOSS OF PICTURE OR SOUND
No pic, no sound, has raster - V2, V3, V4, V5, V6, V9
No pic, no sound, has snow - V1, V2, V3
No pic, has sound, has raster - V6, V17
Has pic, no sound - V7, V8, V9
Overloaded picture - V8

SYNC FAILURE
No vert. sync - V10, V11
No horiz. sync - V10, V12
No vert. or horiz. sync - V10

SWEEP FAILURE
No raster, has sound - V12, V13, V14, V15, V17
No vertical deflection - V11
Poor vert. linearity or foldover - V11
Poor horiz. linearity or foldover - V12, V13, V14
Narrow picture - V12, V13, V14, V15, V16
Vert. off freq. - V10, V11
Horiz. off freq. - V10, V12

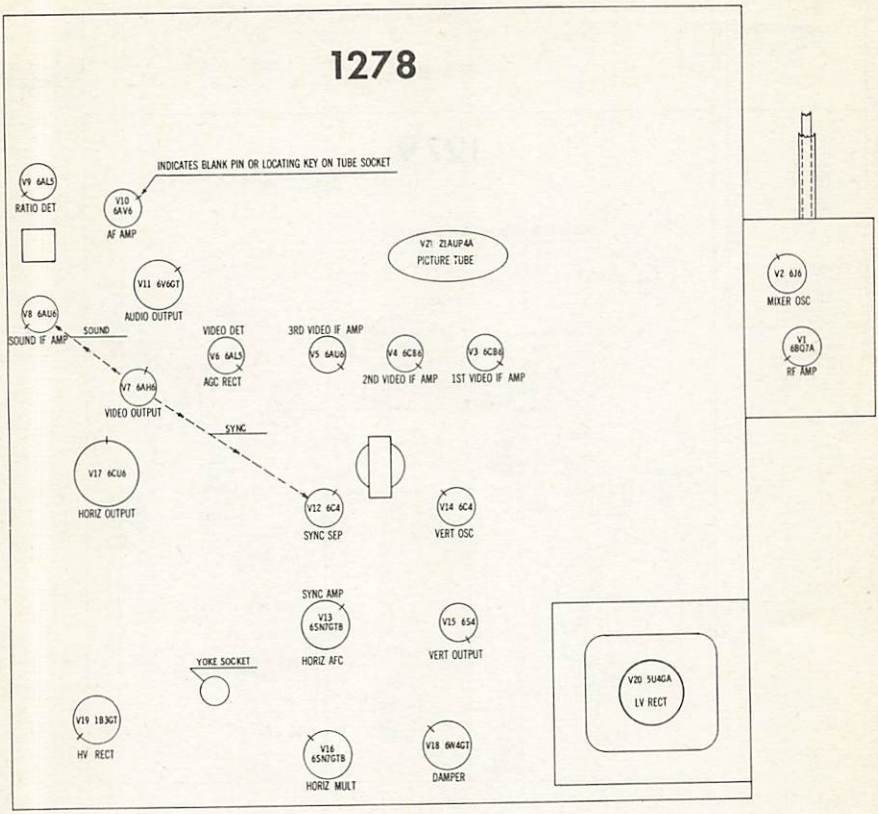

TUBE FAILURE CHECK CHART

The following chart lists tubes whose failures are most likely to produce the indicated symptoms. Refer to tube placement chart for location and type of tube.

POWER SUPPLY FAILURE
No raster, no sound - V20, Fuse (M1)

LOSS OF PICTURE OR SOUND
No pic, no sound, has raster - V2, V3, V4, V5, V6, V7, V11
No pic, no sound, has snow - V1, V2, V3
No pic, has sound, has raster - V7, V21
Has pic, no sound - V8, V9, V10, V11

SYNC FAILURE
No vert. sync - V13, V14
No horiz. sync - V13, V16
No vert. or horiz. sync - V12, V13

SWEEP FAILURE
No raster, has sound - V16, V17, V18, V19, V21, Fuse (M2)
No vertical deflection - V14, V15
Poor vert. linearity or foldover - V14, V15
Poor horiz. linearity or foldover - V16, V17, V18
Narrow picture - V16, V17, V18, V19, V20
Vert. off freq. - V13, V14
Horiz. off freq. - V13, V16

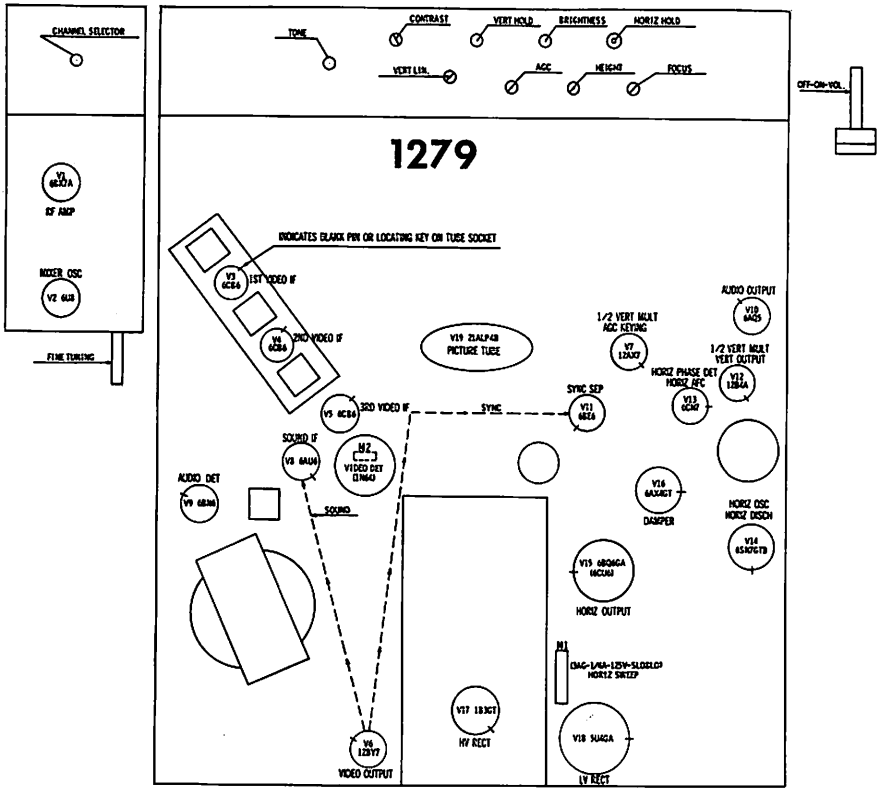

TUBE FAILURE CHECK CHART

The following chart lists tubes whose failures are most likely to produce the indicated symptoms. Refer to tube placement chart for location and type of tube.

POWER SUPPLY FAILURE
No raster, no sound - V18

LOSS OF PICTURE OR SOUND
No pic, no sound, has raster - V2, V3, V4, V5, V6
No pic, no sound, has snow - V1, V2, V3
No pic, has sound, has raster - V6, V7, V19
Has pic, no sound - V8, V9, V10
Overloaded picture - V7

SYNC FAILURE
No vert. sync - V7, V11, V12
No horiz. sync - V11, V13, V14
No vert. or horiz. sync - V11

SWEEP FAILURE
No raster, has sound - V14, V15, V16, V17, V19, Fuse (M1)
No vertical deflection - V7, V12
Poor vert. linearity or foldover - V7, V12
Poor horiz. linearity or foldover - V14, V15, V16
Narrow picture - V14, V15, V16, V17, V18
Vert. off freq. - V7, V11, V12
Horiz. off freq. - V11, V13, V14

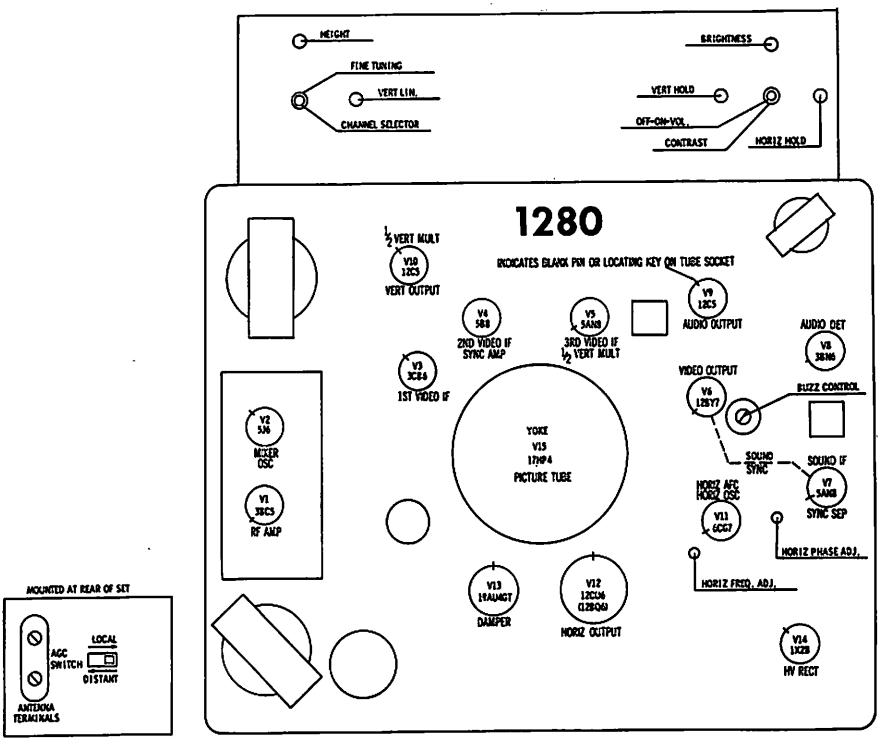

TUBE FAILURE CHECK CHART

The following chart lists tubes whose failures are most likely to produce the indicated symptoms. Refer to tube placement chart for location and type of tube.

POWER SUPPLY FAILURE
No raster, no sound - Selenium Rectifier (M1)

SWEEP FAILURE
No raster, has sound - V11, V12, V13, V14, V15
No vertical deflection - V5, V10
Poor vert. linearity or foldover - V5, V10
Poor horiz. linearity or foldover - V11, V12, V13
Narrow picture - V11, V12, V13, V14, M1
Vert. off freq. - V4, V5, V10
Horiz. off freq. - V4, V11

LOSS OF PICTURE OR SOUND
No pic, no sound, has raster - V2, V3, V4, V5, V6
No pic, no sound, has snow - V1, V2, V3
No pic, has sound, has raster - V6, V15
Has pic, no sound - V7, V8, V9

SYNC FAILURE
No vert. sync - V4, V5, V10
No horiz. sync - V4, V11
No vert. or horiz. sync - V4, V7

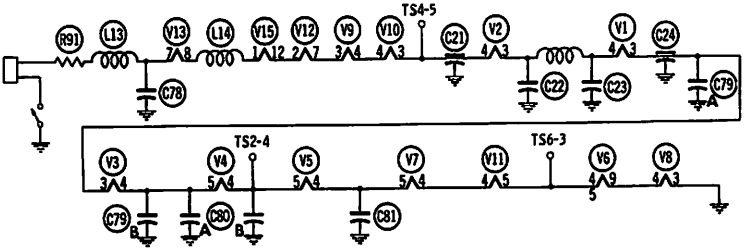

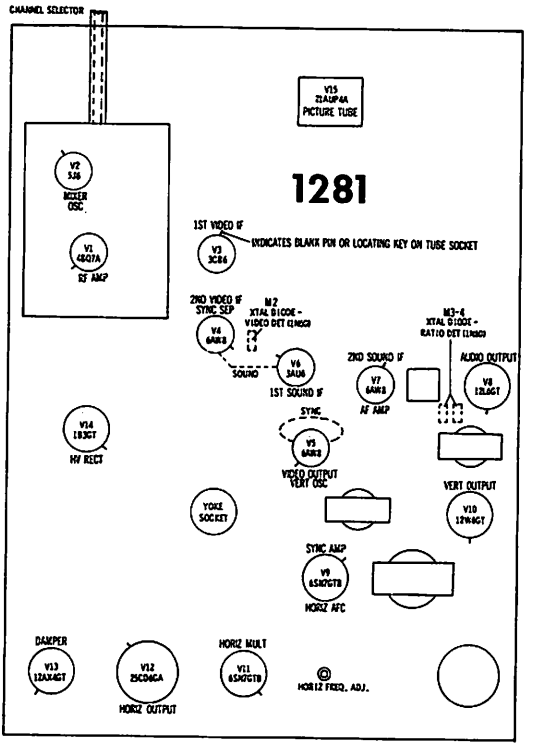

TUBE FAILURE CHECK CHART

The following chart lists tubes whose failures are most likely to produce the indicated symptoms. Refer to tube placement chart for location and type of tube.

POWER SUPPLY FAILURE
No raster, no sound - Selenium Rectifier (M1)

SWEEP FAILURE
No raster, has sound - V11, V12, V13, V14, V15
No vertical deflection - V5, V10
Poor vert. linearity or foldover - V5, V10
Poor horiz. linearity or foldover - V11, V12, V13
Narrow picture - V11, V12, V13, V14, M1
Vert. off freq. - V6, V9
Horiz. off freq. - V9, V11

LOSS OF PICTURE OR SOUND
No pic, no sound, has raster - V2, V3, V4
No pic, no sound, has snow - V1, V2, V3
No pic, has sound, has raster - V5, V15
Has pic, no sound - V6, V7, V8

SYNC FAILURE
No vert. sync - V5, V9
No horiz. sync - V9, V11
No vert. or horiz. sync -V4, V9

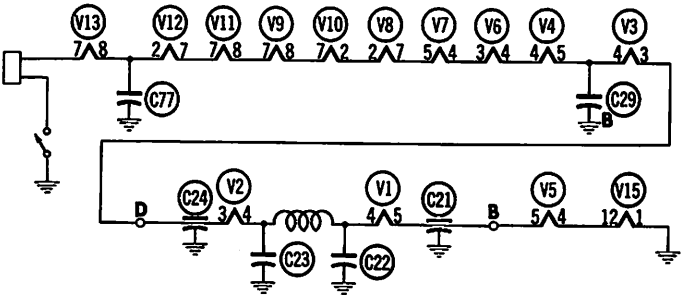

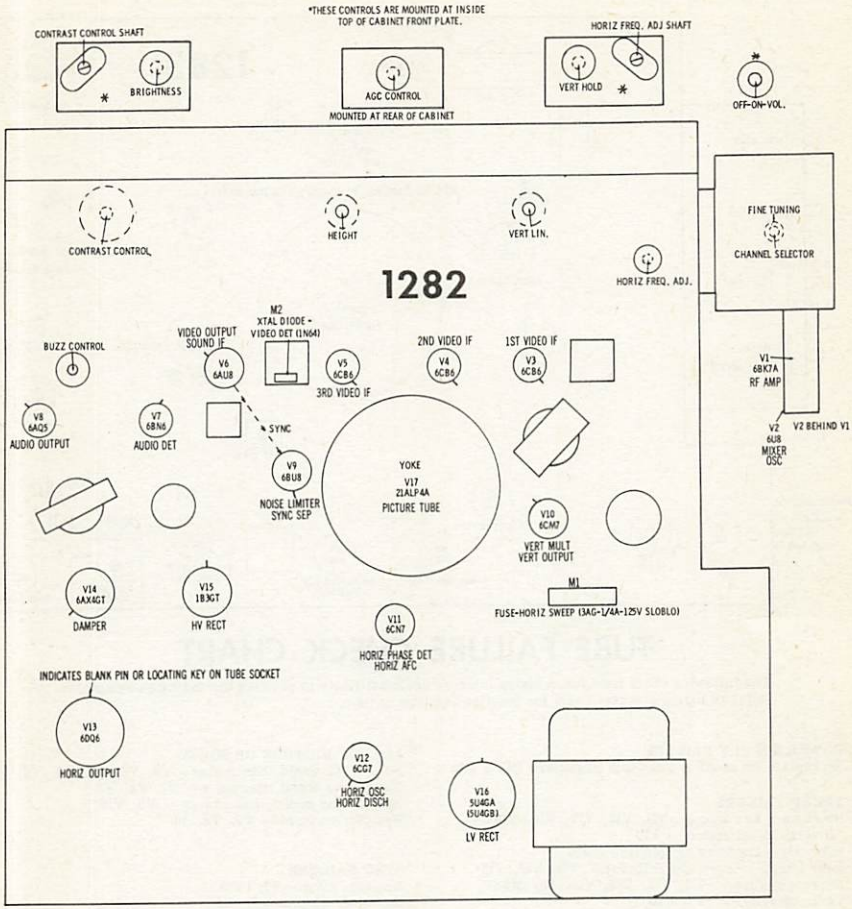

TUBE FAILURE CHECK CHART

The following chart lists tubes whose failures are most likely to produce the indicated symptoms. Refer to tube placement chart for location and type of tube.

POWER SUPPLY FAILURE
No raster, no sound - V16

SWEEP FAILURE
No raster, has sound - V12, V13, V14, V15, V17, Fuse (M1)
No vertical deflection - V10
Poor vert. linearity or foldover - V10
Poor horiz. linearity or foldover - V12, V13, V14
Narrow picture - V12, V13, V14, V15, V16
Vert. off freq. - V9, V10
Horiz. off freq. - V9, V11, V12

SYNC FAILURE
No vert. sync - V9, V10
No horiz. sync - V9, V11, V12
No vert. or horiz. sync - V9

LOSS OF PICTURE OR SOUND
No pic, no sound, has raster - V2, V3, V4, V5, V6
No pic, no sound, has snow - V1, V2, V3
No pic, has sound, has raster - V6, V17
Has pic, no sound - V6, V7, V8

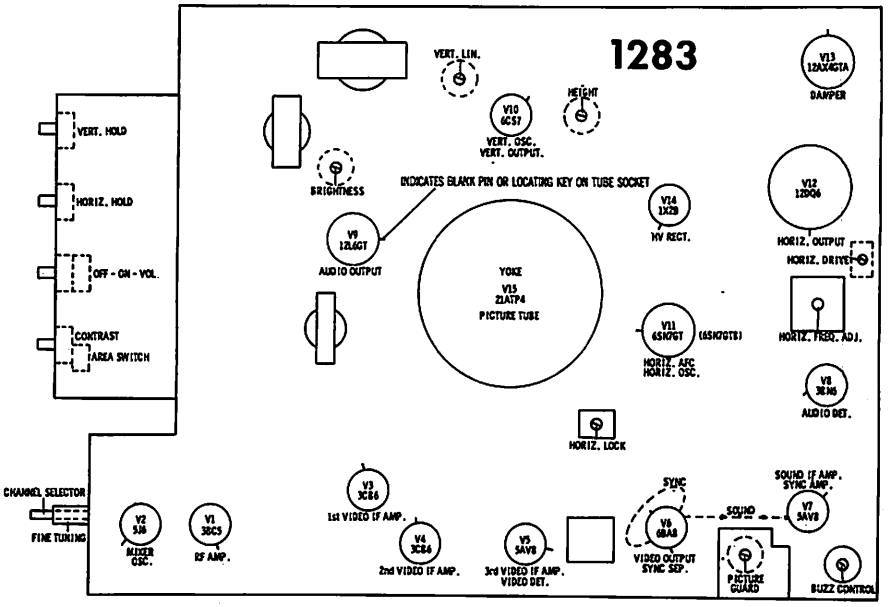

TUBE FAILURE CHECK CHART

The following chart lists tubes whose failures are most likely to produce the indicated symptoms. Refer to tube placement chart for location and type of tube.

POWER SUPPLY FAILURE
No raster, no sound - Selenium Rectifiers (M1 & M2)

SWEEP FAILURE
No raster, has sound - V11, V12, V13, V14, V15
No vertical deflection - V10
Poor vert. linearity or foldover - V10
Poor horiz. linearity or foldover - V11, V12, V13
Narrow picture - V11, V12, V13, V14, M1, M2
Vert. off freq. - V7, V10
Horiz. off freq. - V7, V11

LOSS OF PICTURE OR SOUND
No pic, no sound, has raster - V2, V3, V4, V5, V6, V9
No pic, no sound, has snow - V1, V2, V3
No pic, has sound, has raster - V6, V15
Has pic, no sound - V7, V8, V9

SYNC FAILURE
No vert. sync - V7, V10
No horiz. sync - V7, V11
No vert. or horiz. sync - V6, V7

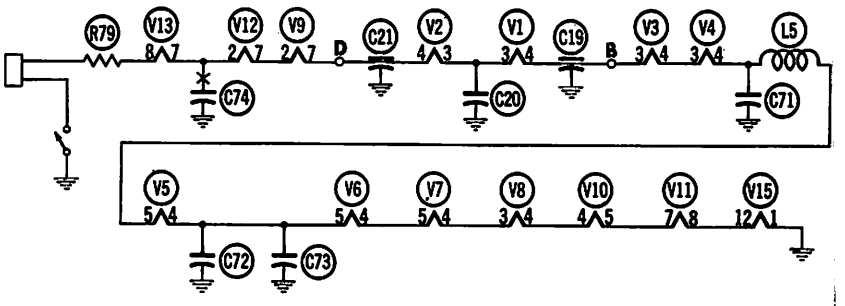

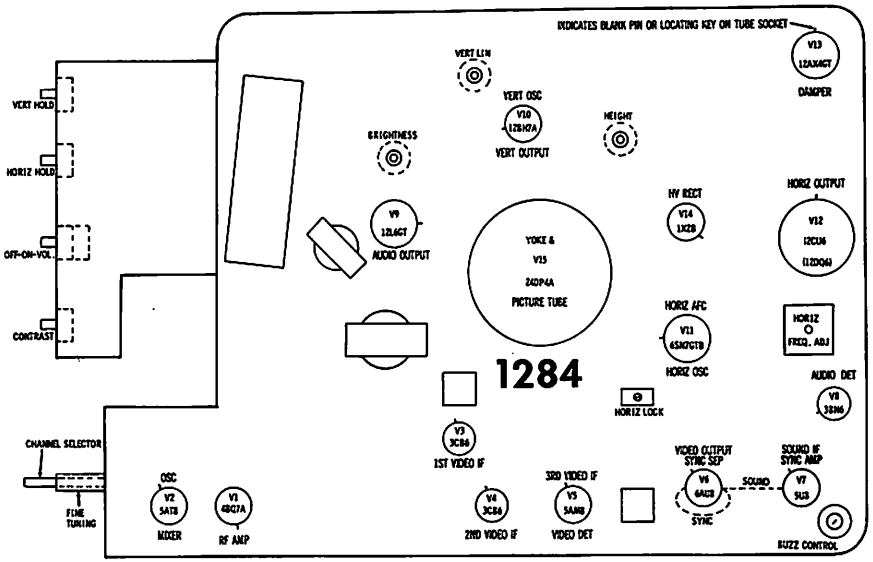

TUBE FAILURE CHECK CHART

The following chart lists tubes whose failures are most likely to produce the indicated symptoms. Refer to tube placement chart for location and type of tube.

POWER SUPPLY FAILURE
No raster, no sound - Selenium Rectifiers (M1 & M2)

LOSS OF PICTURE OR SOUND
No pic, no sound, has raster - V2, V3, V4, V5, V6, V9
No pic, no sound, has snow - V1, V2, V3
No pic, has sound, has raster - V6, V15
Has pic, no sound - V7, V8, V9

SYNC FAILURE
No vert. sync - V7, V10
No horiz. sync - V7, V11
No vert. or horiz. sync - V6, V7

SWEEP FAILURE
No raster, has sound - V11, V12, V13, V14, V15
No vertical deflection - V10
Poor vert. linearity or foldover - V10
Poor horiz. linearity or foldover - V11, V12, V13
Narrow picture - V11, V12, V13, V14, M1, M2
Vert. off freq. - V7, V10
Horiz. off freq. - V7, V11

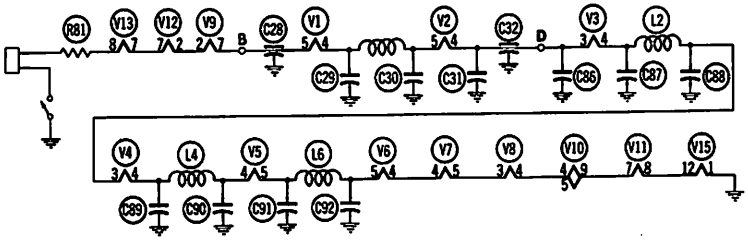

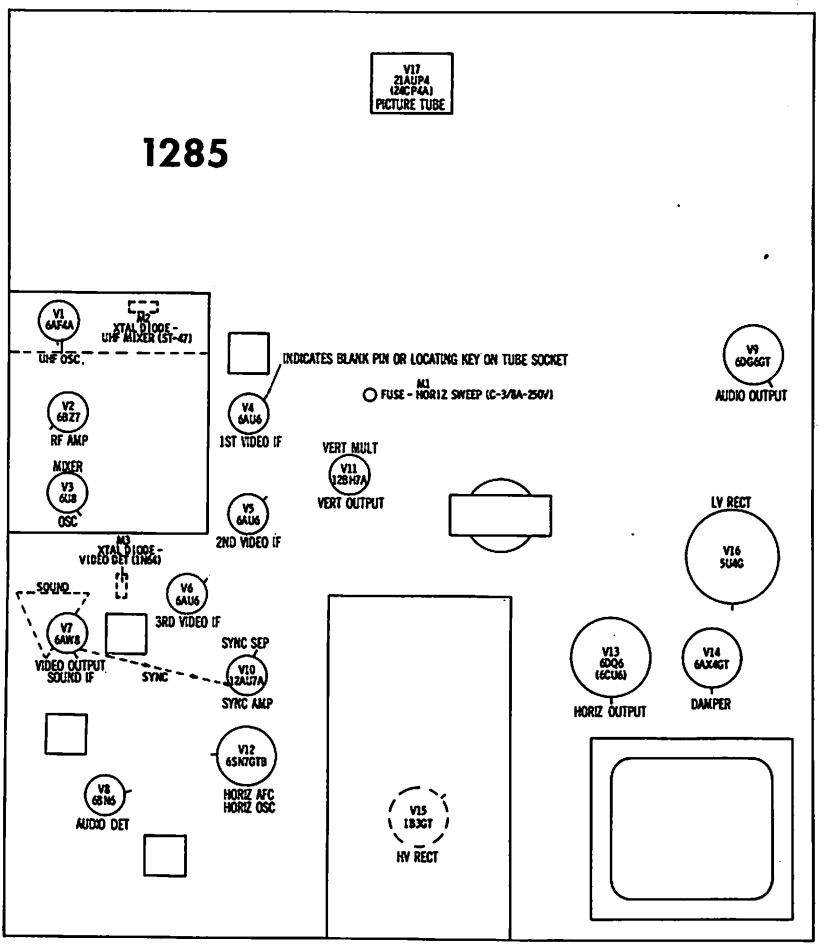

TUBE FAILURE CHECK CHART

The following chart lists tubes whose failures are most likely to produce the indicated symptoms. Refer to tube placement chart for location and type of tube.

LOSS OF PICTURE OR SOUND
No pic, no sound, has raster - V3, V4, V5, V6, V7, V9 (V1 UHF only)
No pic, no sound, has snow - V2, V3, V4
No pic, has sound, has raster - V7, V17
Has pic, no sound - V7, V8, V9

POWER SUPPLY FAILURE
No raster, no sound - V16

SWEEP FAILURE
No raster, has sound - V12, V13, V14, V15, V17, Fuse (M1)
No vertical deflection - V11
Poor vert. linearity or foldover - V11
Poor horiz. linearity or foldover - V12, V13, V14
Narrow picture - V12, V13, V14, V15, V16
Vert. off freq. - V10, V11
Horiz. off freq. - V10, V12

SYNC FAILURE
No vert. sync - V10, V11
No horiz. sync - V10, V12
No vert. or horiz. sync - V10

1286

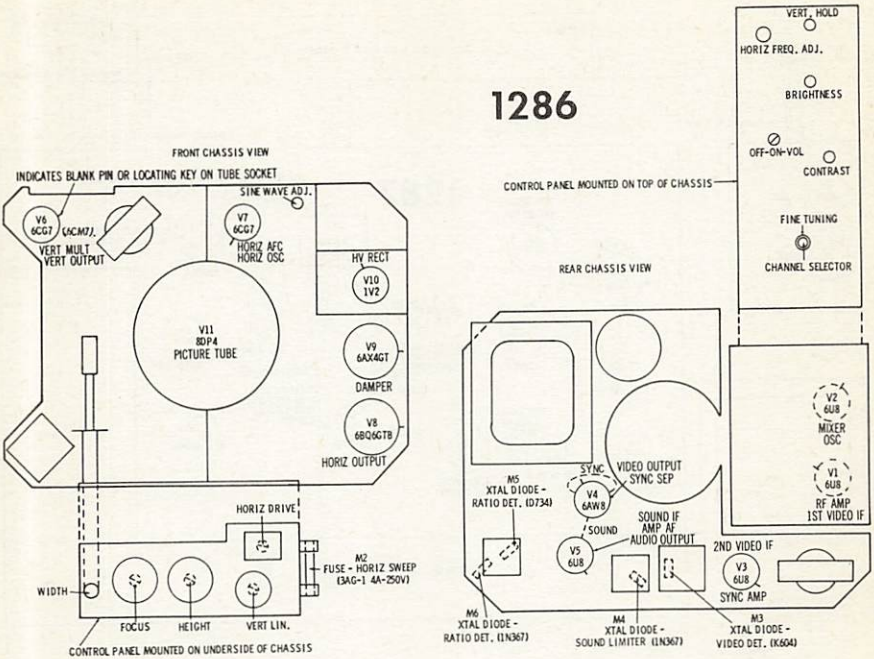

TUBE FAILURE CHECK CHART

The following chart lists tubes whose failures are most likely to produce the indicated symptoms. Refer to tube placement chart for location and type of tube.

POWER SUPPLY FAILURE
No raster, no sound - Selenium Rectifier (M1)

LOSS OF PICTURE OR SOUND
No pic, no sound, has raster - V1, V2, V3, V4
No pic, no sound, has snow - V1, V2
No pic, has sound, has raster - V4, V11
Has pic, no sound - V5

SYNC FAILURE
No vert. sync - V3, V6
No horiz. sync - V3, V7
No vert. or horiz. sync - V3, V4

SWEEP FAILURE
No raster, has sound - V7, V8, V9, V10, V11, Fuse (M2)
No vertical deflection - V6
Poor vert. linearity or foldover - V6
Poor horiz. linearity or foldover - V7, V8, V9
Narrow picture - V7, V8, V9, V10, M1
Vert. off freq. - V3, V6
Horiz. off freq. - V3, V7

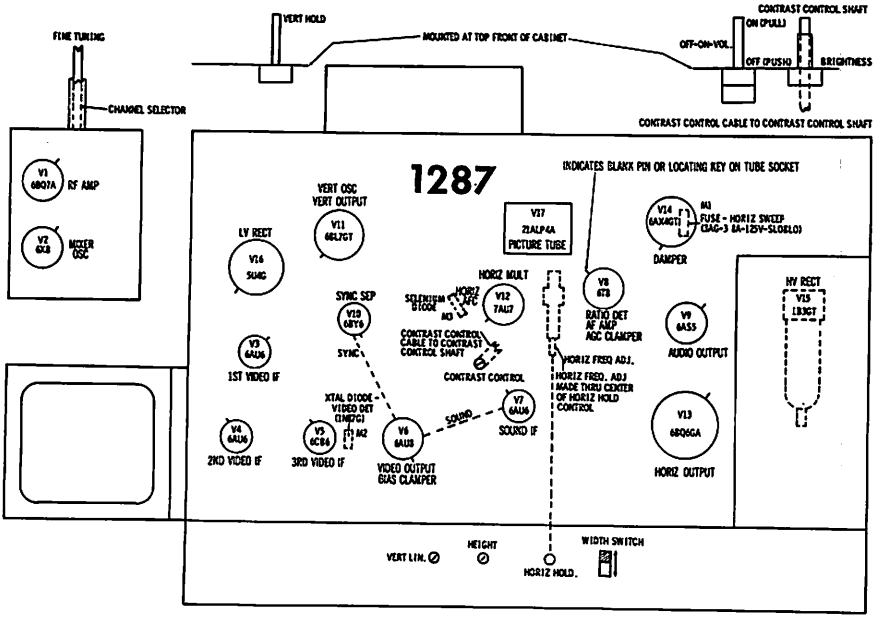

TUBE FAILURE CHECK CHART

The following chart lists tubes whose failures are most likely to produce the indicated symptoms. Refer to tube placement chart for location and type of tube.

POWER SUPPLY FAILURE
No raster, no sound - V16

LOSS OF PICTURE OR SOUND
No pic, no sound, has raster - V2, V3, V4, V5, V6, V9
No pic, no sound, has snow - V1, V2, V3
No pic, has sound, has raster - V6, V17
Has pic, no sound - V7, V8, V9

SYNC FAILURE
No vert. sync - V10, V11
No horiz. sync - V10, V12
No vert. or horiz. sync - V6, V10

SWEEP FAILURE
No raster, has sound - V12, V13, V14, V16, V17, Fuse (M1)
No vertical deflection - V11
Poor vert. linearity or foldover - V11
Poor horiz. linearity or foldover - V12, V13, V14
Narrow picture - V12, V13, V14, V15, V16
Vert. off freq. - V10, V11
Horiz. off freq. - V10, V12

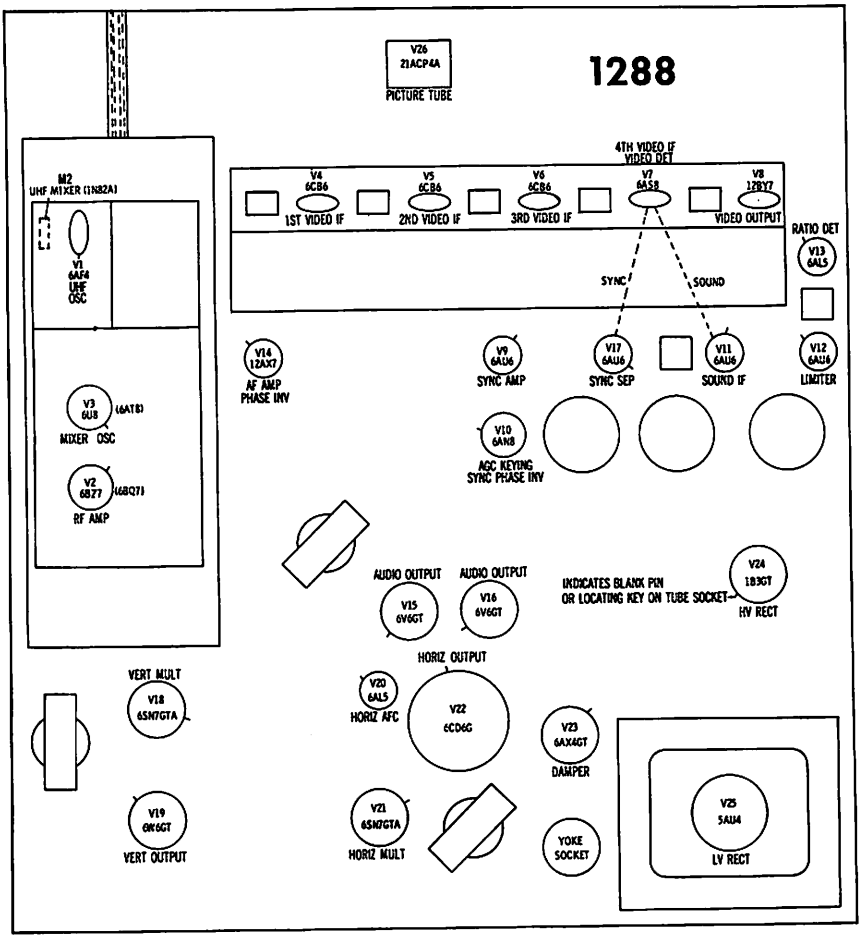

TUBE FAILURE CHECK CHART

The following chart lists tubes whose failures are most likely to produce the indicated symptoms. Refer to tube placement chart for location and type of tube.

POWER SUPPLY FAILURE
No raster, no sound - V25

LOSS OF PICTURE OR SOUND
No pic, no sound, has raster - V3, V4, V5, V6, V7 (V1 UHF only)
No pic, no sound, has snow - V2, V3, V4
No pic, has sound, has raster - V8, V10, V26
Has pic, no sound - V11, V12, V13, V14, V15, V16
Overloaded picture - V10

SYNC FAILURE
No vert. sync - V10, V18
No horiz. sync - V10, V20, V21
No vert. or horiz. sync - V9, V10, V17

SWEEP FAILURE
No raster, has sound - V21, V22, V23, V24, V26
No vertical deflection - V18, V19
Poor vert. linearity or foldover - V18, V19
Poor horiz. linearity or foldover - V21, V22, V23
Narrow picture - V21, V22, V23, V24, V25
Vert. off freq. - V10, V18
Horiz. off freq. - V10, V20, V21

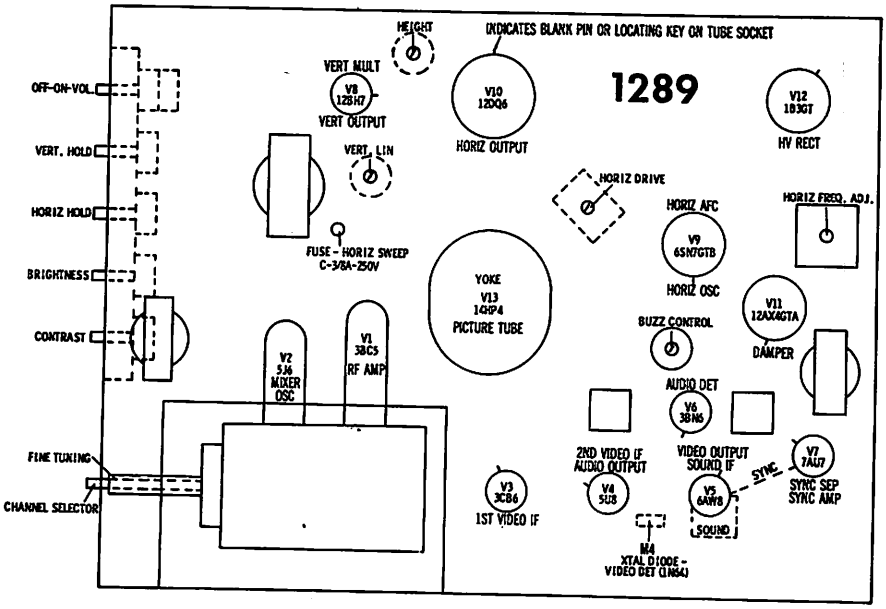

TUBE FAILURE CHECK CHART

The following chart lists tubes whose failures are most likely to produce the indicated symptoms. Refer to tube placement chart for location and type of tube.

POWER SUPPLY FAILURE
No raster, no sound - Selenium Rectifers (M1 & M2)

LOSS OF PICTURE OR SOUND
No pic, no sound, has raster - V2, V3, V4, V5
No pic, no sound, has snow - V1, V2, V3
No pic, has sound, has raster - V5, V13
Has pic, no sound - V4, V5, V6

SYNC FAILURE
No vert. sync - V7, V8
No horiz. sync - V7, V9
No vert. or horiz. sync - V7

SWEEP FAILURE
No raster, has sound - V9, V10, V11, V12, V13, Fuse (M3)
No vertical deflection - V8
Poor vert. linearity or foldover - V8
Poor horiz. linearity or foldover - V9, V10, V11
Narrow picture - V9, V10, V11, V12, M1, M2
Vert. off freq. - V7, V8
Horiz. off freq. - V7, V9

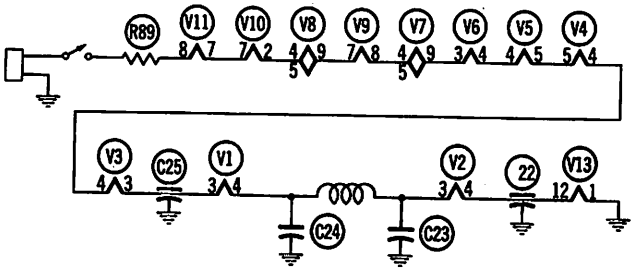

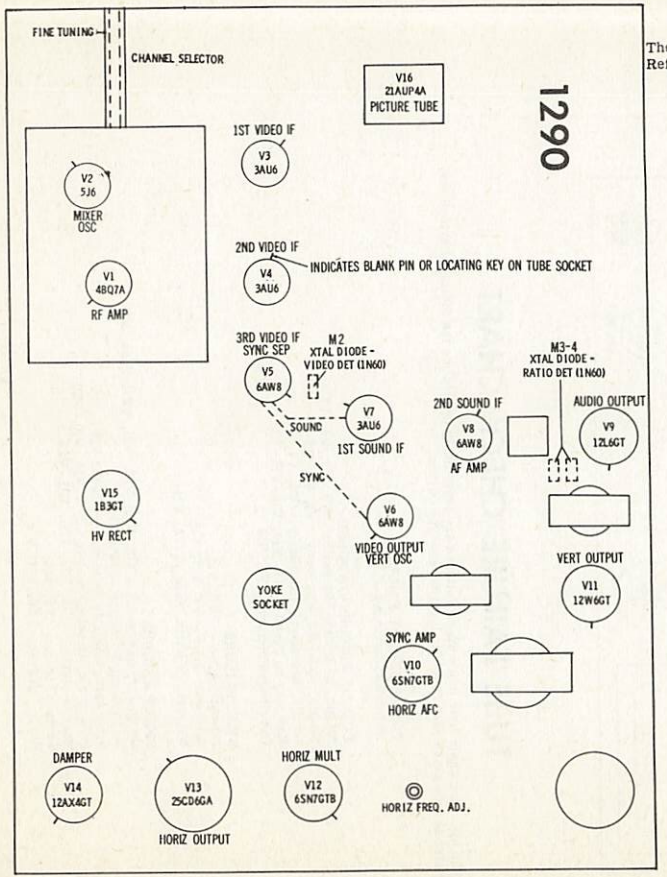

TUBE FAILURE CHECK CHART

The following chart lists tubes whose failures are most likely to produce the indicated symptoms. Refer to tube placement chart for location and type of tube.

POWER SUPPLY FAILURE
No raster, no sound - Selenium Rectifer (M1)

LOSS OF PICTURE OR SOUND
No pic, no sound, has raster - V2, V3, V4, V5
No pic, no sound, has snow - V1, V2, V3
No pic, has sound, has raster - V6, V16
Has pic, no sound - V7, V8, V9

SYNC FAILURE
No vert. sync - V6, V10
No horiz. sync - V10, V12
No vert. or horiz. sync - V5, V10

SWEEP FAILURE
No raster, has sound - V12, V13, V14, V15, V16
No vertical deflection - V6, V11
Poor vert. linearity or foldover - V6, V11
Poor horiz. linearity or foldover - V12, V13, V14
Narrow picture - V12, V13, V14, V15, M1
Vert. off freq. - V6, V10
Horiz. off freq. - V10, V12

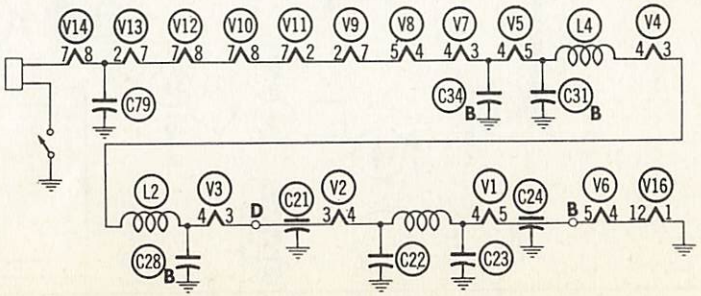

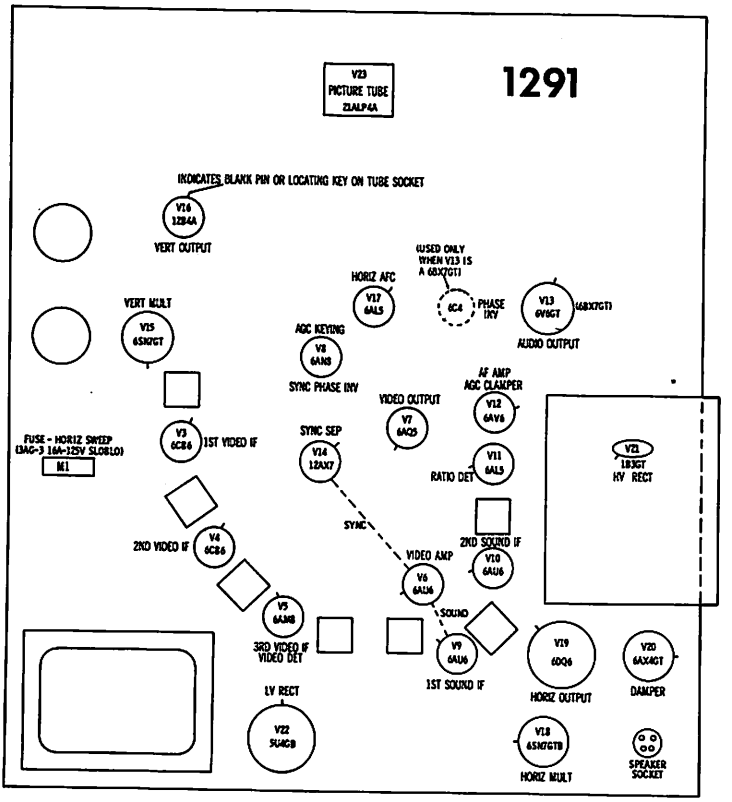

TUBE FAILURE CHECK CHART

The following chart lists tubes whose failures are most likely to produce the indicated symptoms. Refer to tube placement chart for location and type of tube.

POWER SUPPLY FAILURE
No raster, no sound - V22

LOSS OF PICTURE OR SOUND
No pic, no sound, has raster - V2, V3, V4, V5
No pic, no sound, has snow - V1, V2, V3
No pic, has sound, has raster - V6, V7, V8, V23
Has pic, no sound - V9, V10, V11, V12, V13
Overloaded picture - V8, V12

SYNC FAILURE
No vert. sync - V8, V15
No horiz. sync - V8, V17, V18
No vert. or horiz. sync - V8, V14

SWEEP FAILURE
No raster, has sound - V18, V19, V20, V21, V23, Fuse (M1)
No vertical deflection - V15, V16
Poor vert. linearity or foldover - V15, V16
Poor horiz. linearity or foldover - V18, V19, V20
Narrow picture - V18, V19, V20, V21, V22
Vert. off freq. - V8, V15
Horiz. off freq. - V8, V17, V18

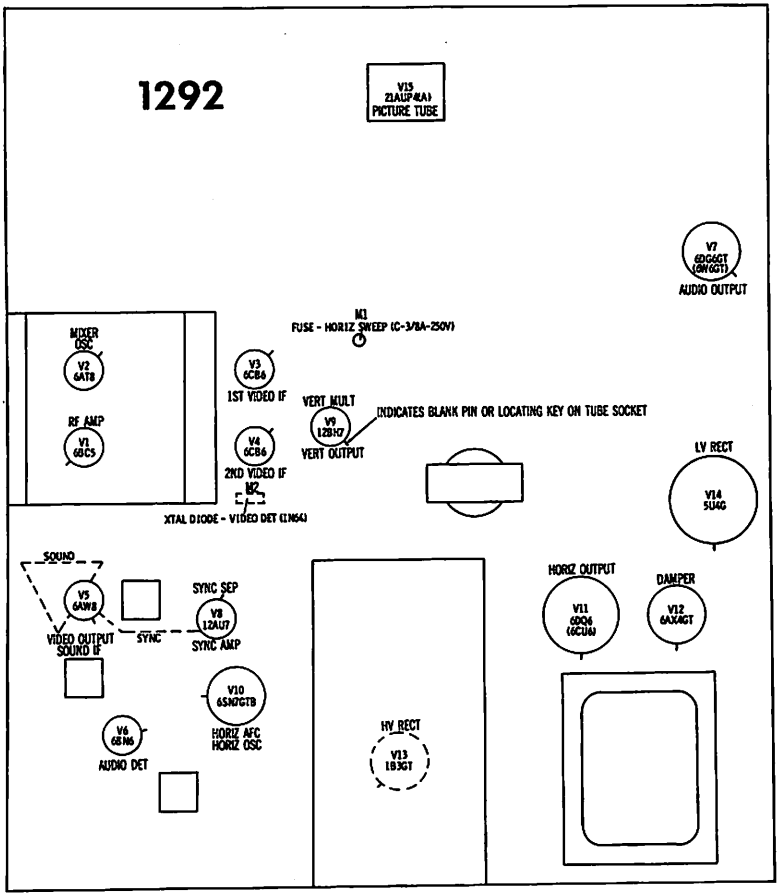

TUBE FAILURE CHECK CHART

The following chart lists tubes whose failures are most likely to produce the indicated symptoms. Refer to tube placement chart for location and type of tube.

POWER SUPPLY FAILURE
No raster, no sound - V14

LOSS OF PICTURE OR SOUND
No pic, no sound, has raster - V2, V3, V4, V5, V7
No pic, no sound, has snow - V1, V2, V3
No pic, has sound, has raster - V5, V15
Has pic, no sound - V5, V6, V7

SYNC FAILURE
No vert. sync - V8, V9
No horiz. sync - V8, V10
No vert. or horiz. sync - V8

SWEEP FAILURE
No raster, has sound - V10, V11, V12, V13, V15, Fuse (M1)
No vertical deflection - V9
Poor vert. linearity or foldover - V9
Poor horiz. linearity or foldover - V10, V11, V12
Narrow picture - V10, V11, V12, V13, V14
Vert. off freq. - V8, V9
Horiz. off freq. - V8, V10

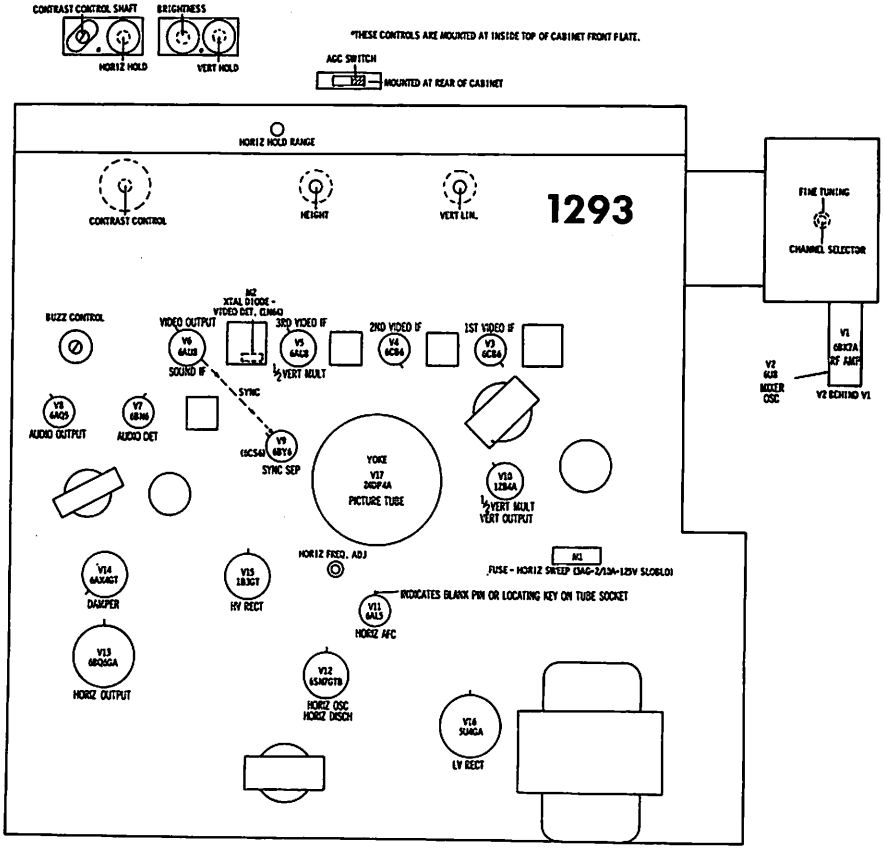

TUBE FAILURE CHECK CHART

The following chart lists tubes whose failures are most likely to produce the indicated symptoms. Refer to tube placement chart for location and type of tube.

POWER SUPPLY FAILURE
No raster, no sound - V16

LOSS OF PICTURE OR SOUND
No pic, no sound, has raster - V2, V3, V4, V5, V6
No pic, no sound, has snow - V1, V2, V3
No pic, has sound, has raster - V6, V17
Has pic, no sound - V6, V7, V8

SYNC FAILURE
No vert. sync - V5, V9, V10
No horiz. sync - V9, V11, V12
No vert. or horiz. sync - V9

SWEEP FAILURE
No raster, has sound - V12, V13, V14, V15, V17, Fuse (M1)
No vertical deflection - V5, V10
Poor vert. linearity or foldover - V5, V10
Poor horiz. linearity or foldover - V12, V13, V14
Narrow picture - V12, V13, V14, V15, V16
Vert. off freq. - V5, V9, V10
Horiz. off freq. - V9, V11, V12

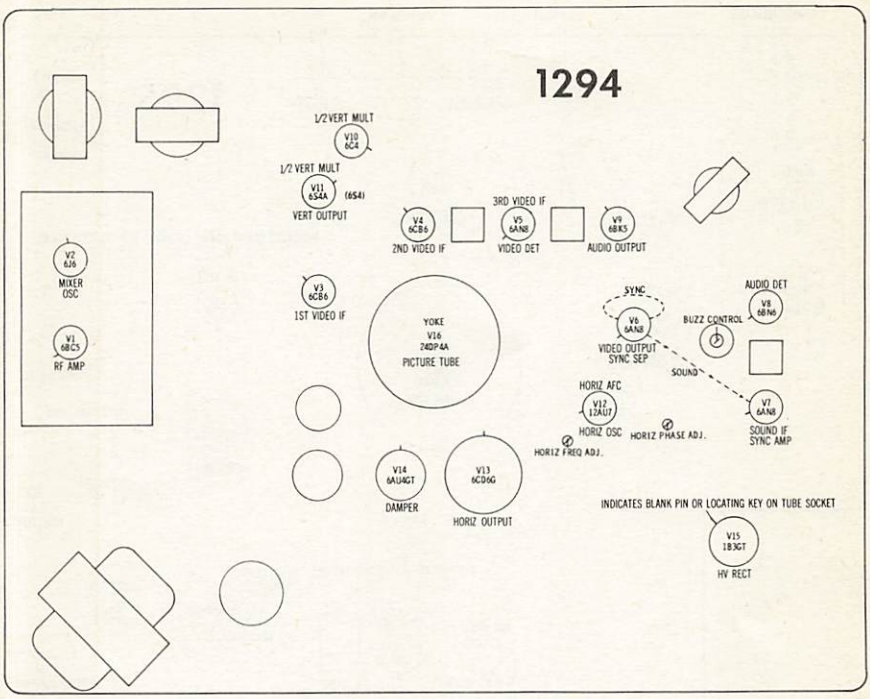

TUBE FAILURE CHECK CHART

The following chart lists tubes whose failures are most likely to produce the indicated symptoms. Refer to tube placement chart for location and type of tube.

POWER SUPPLY FAILURE
No raster, no sound - Selenium Rectifiers (M1 & M2)

LOSS OF PICTURE OR SOUND
No pic, no sound, has raster - V2, V3, V4, V5, V6
No pic, no sound, has snow - V1, V2, V3
No pic, has sound, has raster - V6, V16
Has pic, no sound - V7, V8, V9

SYNC FAILURE
No vert. sync - V7, V10, V11
No horiz. sync - V7, V12
No vert. or horiz. sync - V6, V7

SWEEP FAILURE
No raster, has sound - V12, V13, V14, V15, V16
No vertical deflection - V10, V11
Poor vert. linearity or foldover - V10, V11
Poor horiz. linearity or foldover - V12, V13, V14
Narrow picture - V12, V13, V14, V15, M1, M2
Vert. off freq. - V7, V10, V11
Horiz. off freq. - V7, V12

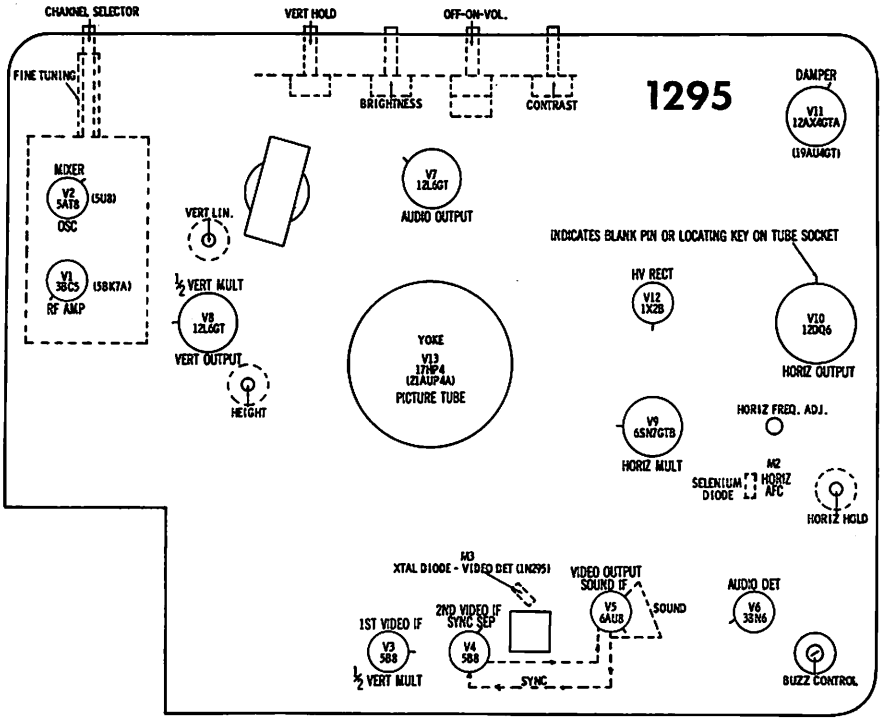

TUBE FAILURE CHECK CHART

The following chart lists tubes whose failures are most likely to produce the indicated symptoms. Refer to tube placement chart for location and type of tube.

POWER SUPPLY FAILURE
No raster, no sound - Selenium Rectifier (M1)

LOSS OF PICTURE OR SOUND
No pic, no sound, has raster - V2, V3, V4, V5
No pic, no sound, has snow - V1, V2, V3
No pic, has sound, has raster - V5, V13
Has pic, no sound - V5, V6, V7

SYNC FAILURE
No vert. sync - V3, V4, V8
No horiz. sync - V4, V9
No vert. or horiz. sync - V4

SWEEP FAILURE
No raster, has sound - V9, V10, V11, V12, V13
No vertical deflection - V3, V8
Poor vert. linearity or foldover - V3, V8
Poor horiz. linearity or foldover - V9, V10, V11
Narrow picture - V9, V10, V11, V12, M1
Vert. off freq. - V3, V4, V8
Horiz. off freq. - V4, V9

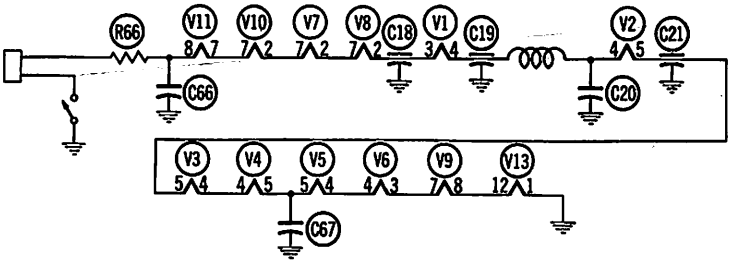

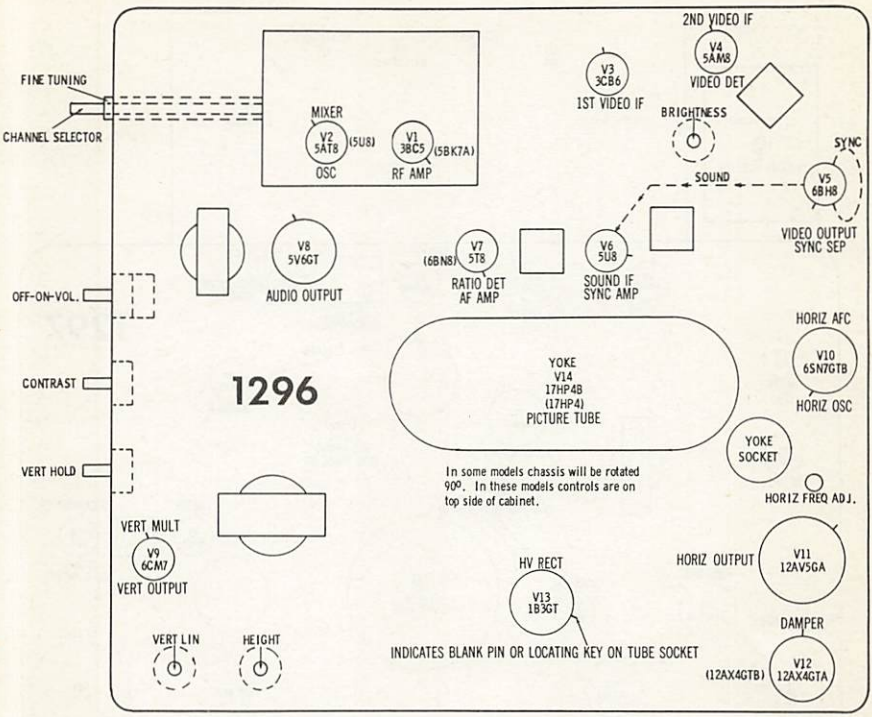

TUBE FAILURE CHECK CHART

The following chart lists tubes whose failures are most likely to produce the indicated symptoms. Refer to tube placement chart for location and type of tube.

POWER SUPPLY FAILURE
No raster, no sound - Selenium Rectifiers (M1 & M2)

LOSS OF PICTURE OR SOUND
No pic, no sound, has raster - V2, V3, V4, V5
No pic, no sound, has snow - V1, V2, V3
No pic, has sound, has raster - V5, V14
Has pic, no sound - V6, V7, V8

SYNC FAILURE
No vert. sync - V6, V9
No horiz. sync - V6, V10
No vert. or horiz. sync - V5, V6

SWEEP FAILURE
No raster, has sound - V10, V11, V12, V13, V14
No vertical deflection - V9
Poor vert. linearity or foldover - V9
Poor horiz. linearity or foldover - V10, V11, V12
Narrow picture - V10, V11, V12, V13, M1, M2
Vert. off freq. - V6, V9
Horiz. off freq. - V6, V10

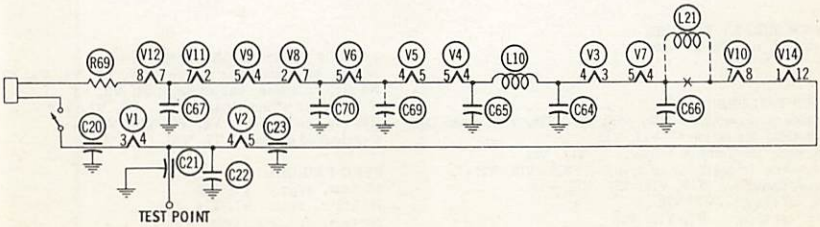

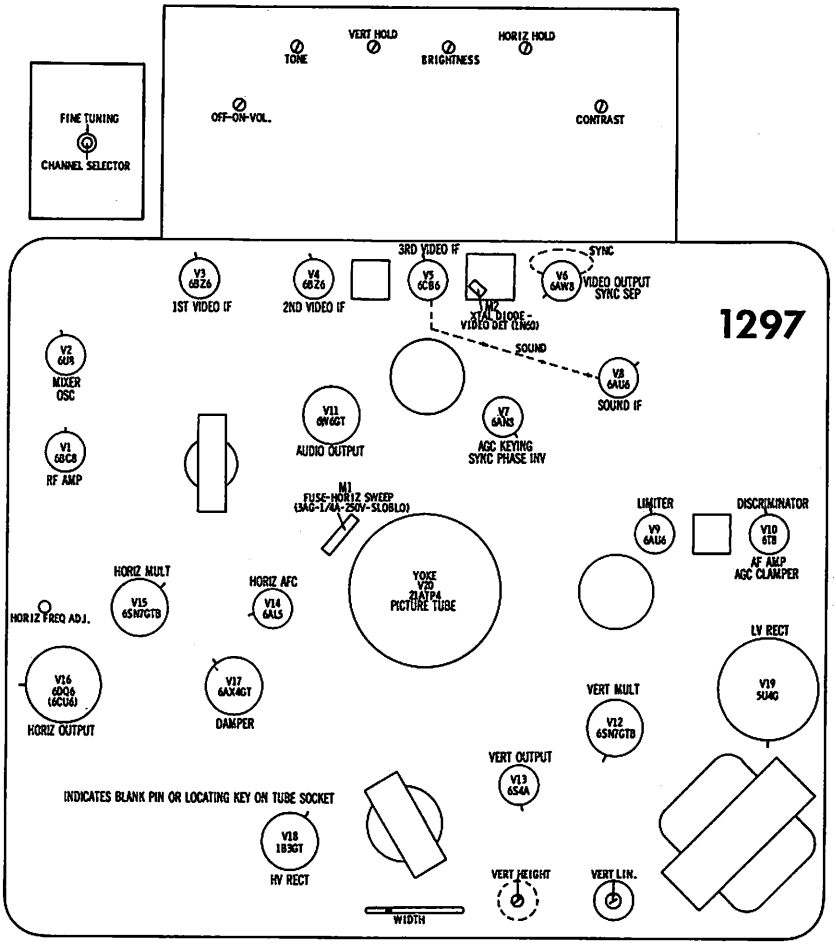

TUBE FAILURE CHECK CHART

The following chart lists tubes whose failures are most likely to produce the indicated symptoms. Refer to tube placement chart for location and type of tube.

POWER SUPPLY FAILURE
No raster, no sound - V19

SWEEP FAILURE
No raster, has sound - V15, V16, V17, V18, V20, Fuse (M1)
No vertical deflection - V12, V13
Poor vert. linearity or foldover - V12, V13
Poor horiz. linearity or foldover - V15, V16, V17
Narrow picture - V15, V16, V17, V18, V19
Vert. off freq. - V7, V12
Horiz. off freq. - V7, V14, V15

LOSS OF PICTURE OR SOUND
No pic, no sound, has raster - V2, V3, V4, V5, V11
No pic, no sound, has snow - V1, V2, V3
No pic, has sound, has raster - V6, V7, V20
Has pic, no sound - V8, V9, V10, V11
Overloaded picture - V7, V10

SYNC FAILURE
No vert. sync - V7, V12
No horiz. sync - V7, V14, V15
No vert. or horiz. sync - V6, V7

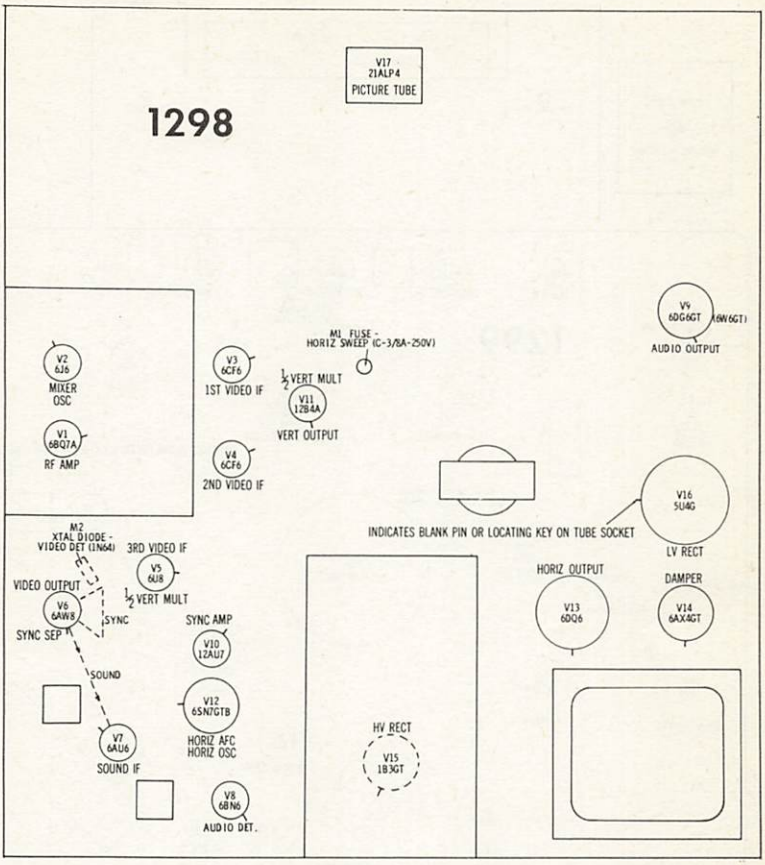

TUBE FAILURE CHECK CHART

The following chart lists tubes whose failures are most likely to produce the indicated symptoms. Refer to tube placement chart for location and type of tube.

POWER SUPPLY FAILURE
No raster, no sound - V16

LOSS OF PICTURE OR SOUND
No pic, no sound, has raster - V2, V3, V4, V5, V6, V9
No pic, no sound, has snow - V1, V2, V3
No pic, has sound, has raster - V6, V17
Has pic, no sound - V7, V8, V9

SYNC FAILURE
No vert. sync - V5, V10, V11
No horiz. sync - V10, V12
No vert. or horiz. sync - V6, V10

SWEEP FAILURE
No raster, has sound - V12, V13, V14, V15, V17, Fuse (M1)
No vertical deflection - V5, V11
Poor vert. linearity or foldover - V5, V11
Poor horiz. linearity or foldover - V12, V13, V14
Narrow picture - V12, V13, V14, V15, V16
Vert. off freq. - V5, V10, V11
Horiz. off freq. - V10, V12

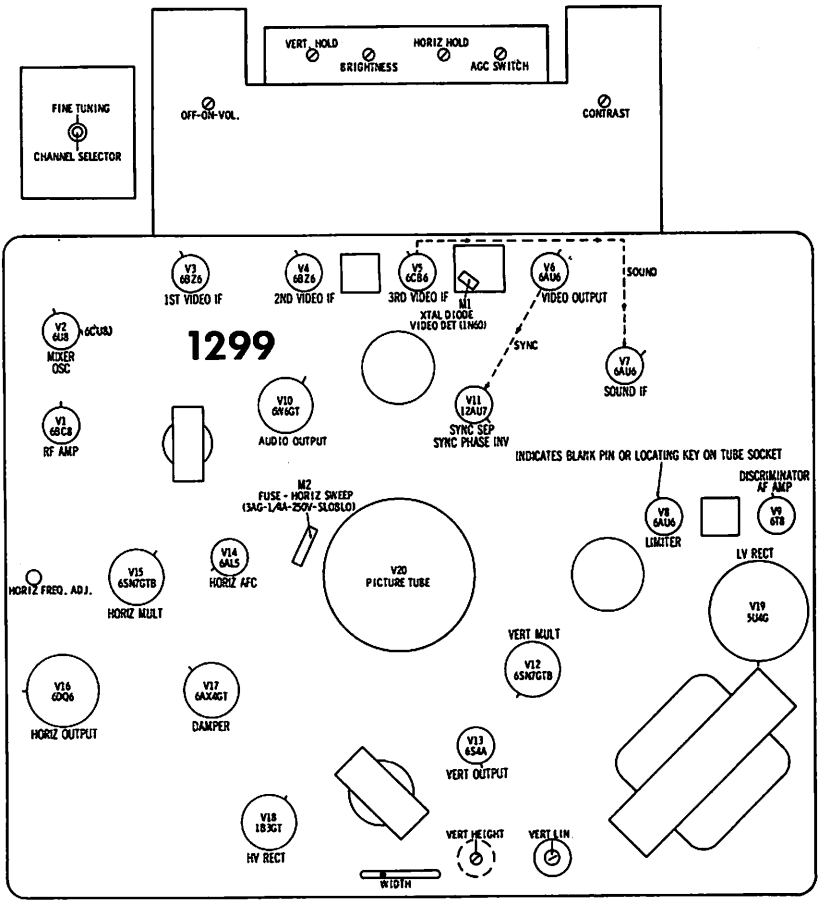

TUBE FAILURE CHECK CHART

The following chart lists tubes whose failures are most likely to produce the indicated symptoms. Refer to tube placement chart for location and type of tube.

POWER SUPPLY FAILURE
No raster, no sound - V19

LOSS OF PICTURE OR SOUND
No pic, no sound, has raster - V2, V3, V4, V5, V10
No pic, no sound, has snow - V1, V2, V3
No pic, has sound, has raster - V6, V20
Has pic, no sound - V7, V8, V9, V10

SYNC FAILURE
No vert. sync - V11, V12
No horiz. sync - V11, V14, V15
No vert. or horiz. sync - V11

SWEEP FAILURE
No raster, has sound - V15, V16, V17, V18, Fuse (M1)
No vertical deflection - V12, V13
Poor vert. linearity or foldover - V12, V13
Poor horiz. linearity or foldover - V15, V16, V17
Narrow picture - V15, V16, V17, V18, V19
Vert. off freq. - V11, V12
Horiz. off freq. - V11, V14, V15

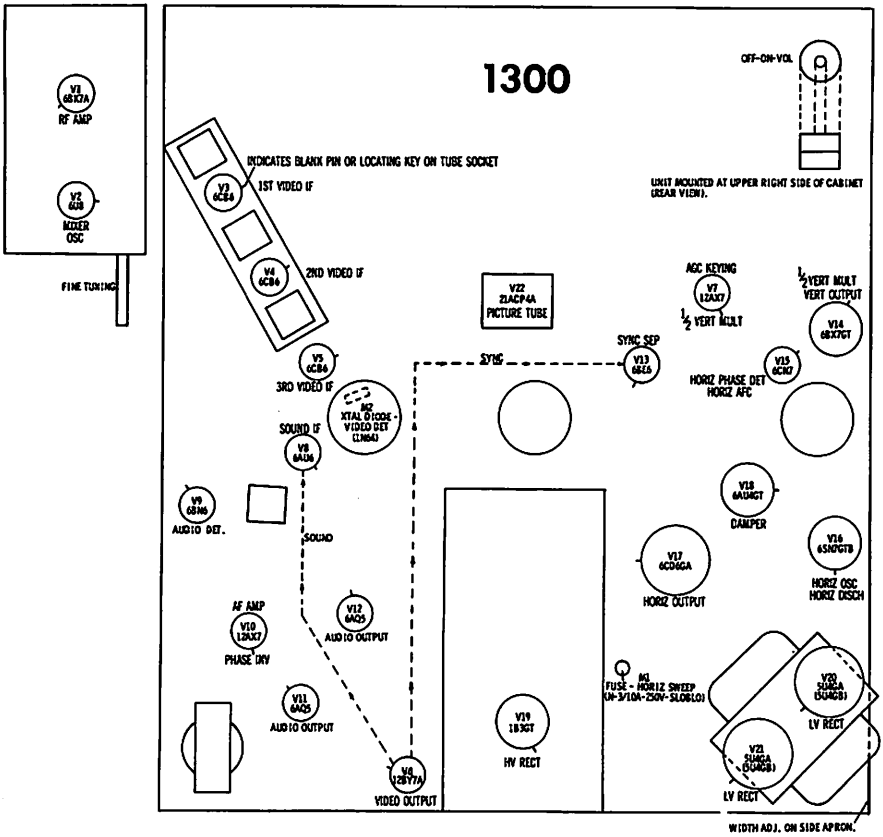

TUBE FAILURE CHECK CHART

The following chart lists tubes whose failures are most likely to produce the indicated symptoms. Refer to tube placement chart for location and type of tube.

POWER SUPPLY FAILURE
No raster, no sound - V20, V21

LOSS OF PICTURE OR SOUND
No pic, no sound, has raster - V2, V3, V4, V5, V6
No pic, no sound, has snow - V1, V2, V3
No pic, has sound, has raster - V6, V7, V22
Has pic, no sound - V8, V9, V10, V11, V12
Overloaded picture - V7

SYNC FAILURE
No vert. sync - V7, V13, V14
No horiz. sync - V13, V15, V16
No vert. or horiz. sync - V13

SWEEP FAILURE
No raster, has sound - V16, V17, V18, V19, V22, Fuse (M1)
No vertical deflection - V7, V14
Poor vert. linearity or foldover - V7, V14
Poor horiz. linearity or foldover - V16, V17, V18
Narrow picture - V16, V17, V18, V19, V20, V21
Vert. off freq. - V7, V13, V14
Horiz. off freq. - V13, V15, V16

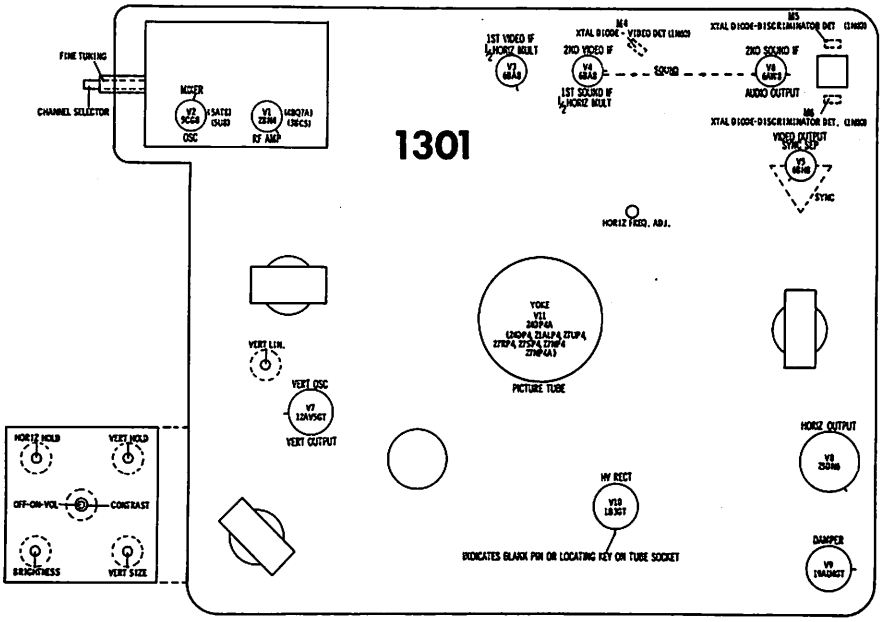

TUBE FAILURE CHECK CHART

The following chart lists tubes whose failures are most likely to produce the indicated symptoms. Refer to tube placement chart for location and type of tube.

POWER SUPPLY FAILURE
No raster, no sound - Selenium Rectifier (M1)

LOSS OF PICTURE OR SOUND
No pic, no sound, has raster - V2, V3, V4
No pic, no sound, has snow -V1, V2, V3
No pic, has sound, has raster - V5, V11
Has pic, no sound - V4, V6

SYNC FAILURE
No vert. sync - V5, V7
No horiz. sync - V3, V4, V5
No vert. or horiz. sync - V5

SWEEP FAILURE
No raster, has sound - V3, V8, V9, V10, V11
No vertical deflection - V7
Poor vert. linearity or foldover - V7
Poor horiz. linearity or foldover - V3, V8, V9
Narrow picture - V3, V8, V9, V10, M1
Vert. off freq. - V5, V7
Horiz. off freq. - V3, V4, V5

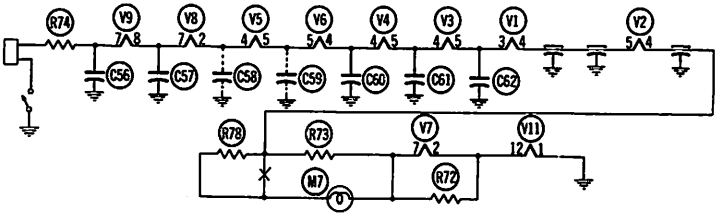

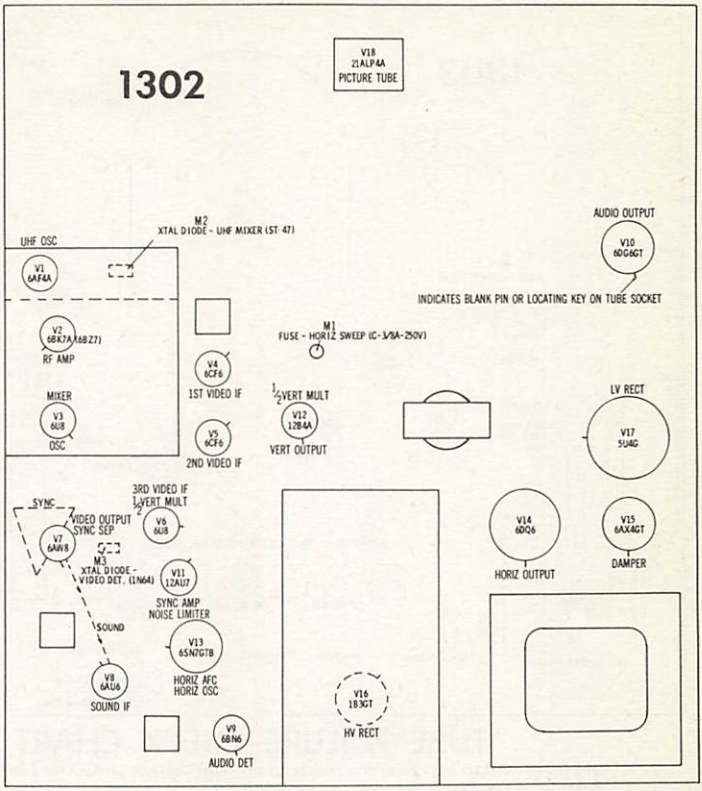

TUBE FAILURE CHECK CHART

The following chart lists tubes whose failures are most likely to produce the indicated symptoms. Refer to tube placement chart for location and type of tube.

POWER SUPPLY FAILURE
No raster, no sound - V17

LOSS OF PICTURE OR SOUND
No pic, no sound, has raster - V3, V4, V5, V6, V7, V10, (V1 UHF only)
No pic, no sound, has snow - V2, V3, V4
No pic, has sound, has raster - V7, V18
Has pic, no sound - V8, V9, V10

SYNC FAILURE
No vert. sync - V6, V11, V12
No horiz. sync - V11, V13
No vert. or horiz. sync - V7, V11

SWEEP FAILURE
No raster, has sound - V13, V14, V15, V16, V18, Fuse (M1)
No vertical deflection - V6, V12
Poor vert. linearity or foldover - V6, V12
Poor horiz. linearity or foldover - V13, V14, V15
Narrow picture - V13, V14, V15, V16, V17
Vert. off freq. - V6, V11, V12
Horiz. off freq. - V11, V13

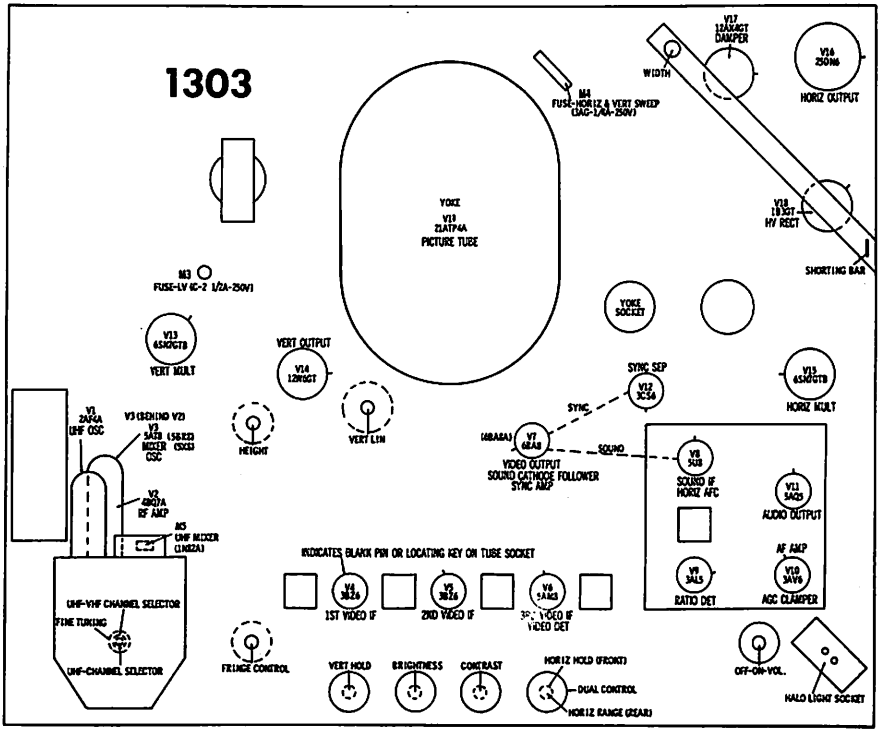

TUBE FAILURE CHECK CHART

The following chart lists tubes whose failures are most likely to produce the indicated symptoms. Refer to tube placement chart for location and type of tube.

SYNC FAILURE
No vert. sync - V12, V13
No horiz. sync - V8, V12, V15
No vert. or horiz. sync - V7, V12

SWEEP FAILURE
No raster, has sound - V15, V16, V17, V18, V19, Fuse (M4)
No vertical deflection - V13, V14
Poor vert. linearity or foldover - V13, V14
Poor horiz. linearity or foldover - V15, V16, V17
Narrow picture - V15, V16, V17, V18, M1, M2
Vert. off freq. - V12, V13
Horiz. off freq. - V8, V12, V15

LOSS OF PICTURE OR SOUND
No pic, no sound, has raster - V3, V4, V5, V6, V7 (V1 UHF only)
No pic, no sound, has snow - V2, V3, V4
No pic, has sound, has raster - V7, V19
Has pic, no sound - V8, V9, V10, V11
Overloaded picture - V10

POWER SUPPLY FAILURE
No raster, no sound - Selenium Rectifiers (M1 & M2)

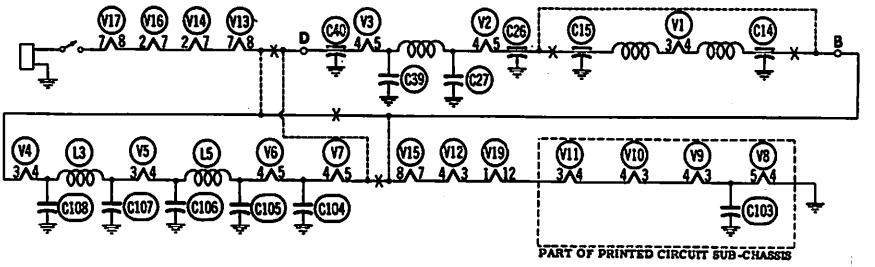

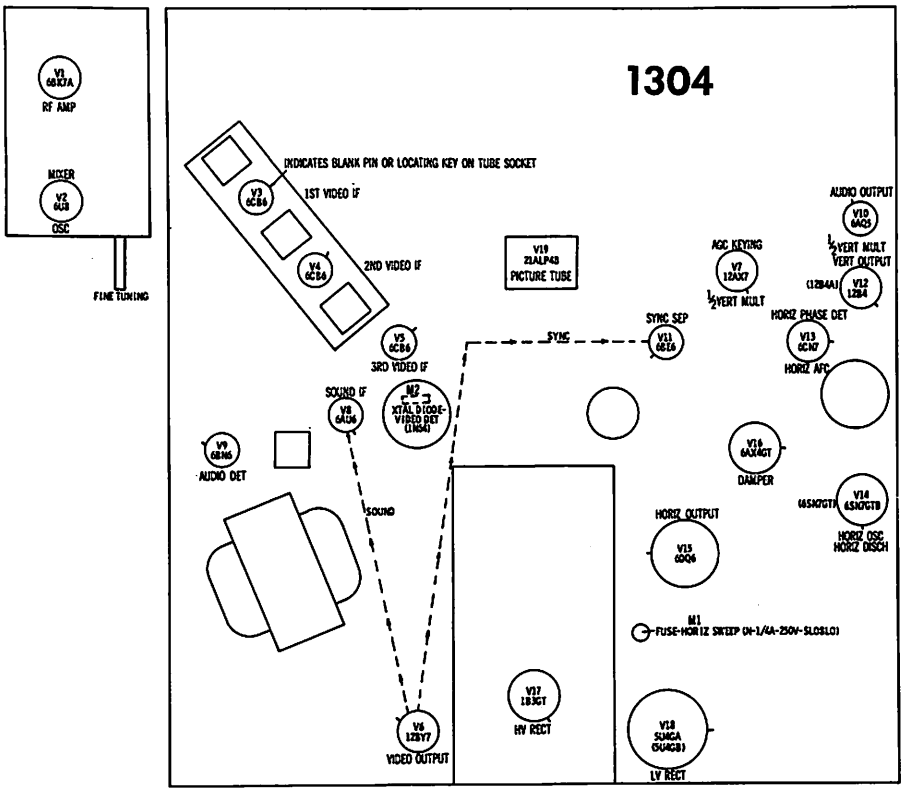

TUBE FAILURE CHECK CHART

The following chart lists tubes whose failures are most likely to produce the indicated symptoms. Refer to tube placement chart for location and type of tube.

POWER SUPPLY FAILURE
No raster, no sound - V18

LOSS OF PICTURE OR SOUND
No pic, no sound, has raster - V2, V3, V4, V5, V6
No pic, no sound, has snow - V1, V2, V3
No pic, has sound, has raster - V6, V7, V19
Has pic, no sound - V8, V9, V10
Overloaded picture - V7

SYNC FAILURE
No vert. sync - V7, V11, V12
No horiz. sync - V11, V13, V14
No vert. or horiz. sync - V11

SWEEP FAILURE
No raster, has sound - V14, V15, V16, V17, V19, Fuse (M1)
No vertical deflection - V7, V12
Poor vert. linearity or foldover - V7, V12
Poor horiz. linearity or foldover - V14, V15, V16
Narrow picture - V14, V15, V16, V17, V18
Vert. off freq. - V7, V11, V12
Horiz. off freq. - V11, V13, V14

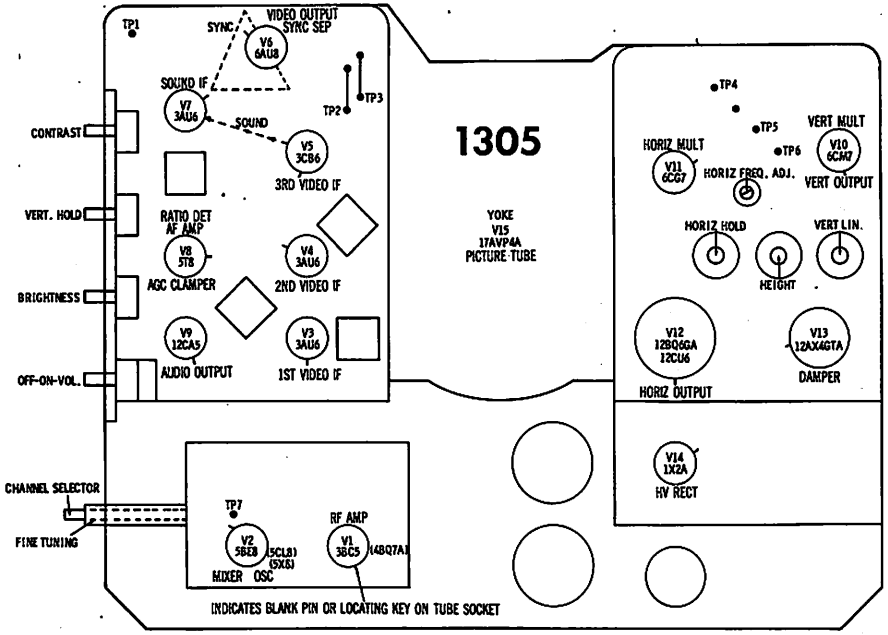

TUBE FAILURE CHECK CHART

The following chart lists tubes whose failures are most likely to produce the indicated symptoms. Refer to tube placement chart for location and type of tube.

POWER SUPPLY FAILURE
No raster, no sound - Selenium Rectifiers (M1 & M2), Fuse (M4)

LOSS OF PICTURE OR SOUND
No pic, no sound, has raster - V2, V3, V4, V5, V6, V9
No pic, no sound, has snow - V1, V2, V3
No pic, has sound, has raster - V6, V15
Has pic, no sound - V7, V8, V9
Overloaded picture - V8

SYNC FAILURE
No vert. sync - V6, V10
No horiz. sync - V6, V11
No vert. or horiz. sync - V11

SWEEP FAILURE
No raster, has sound - V11, V12, V13, V14, V15
No vertical deflection - V10
Poor vert. linearity or foldover - V10
Poor horiz. linearity or foldover - V11, V12, V13
Narrow picture - V11, V12, V13, V14, M1, M2
Vert. off freq. - V6, V10
Horiz. off freq. - V6, V11

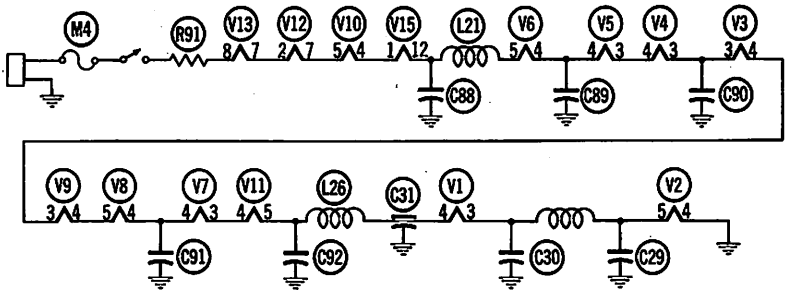

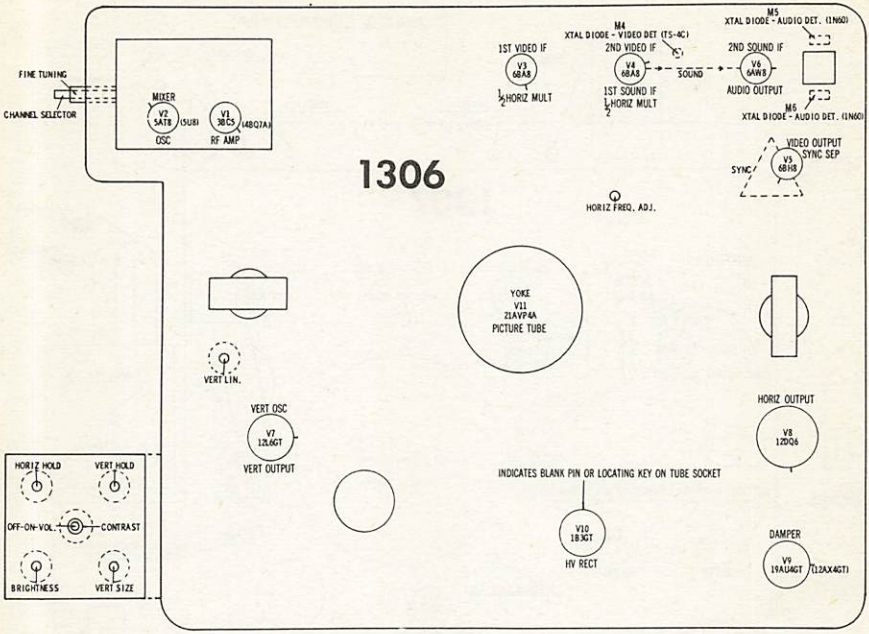

TUBE FAILURE CHECK CHART

The following chart lists tubes whose failures are most likely to produce the indicated symptoms. Refer to tube placement chart for location and type of tube.

POWER SUPPLY FAILURE
No raster, no sound - Selenium Rectifier (M1), Fuse Resistor (R84)

LOSS OF PICTURE OR SOUND
No pic, no sound, has raster - V2, V3, V4
No pic, no sound, has snow - V1, V2, V3
No pic, has sound, has raster - V5, V11
Has pic, no sound - V4, V6

SYNC FAILURE
No vert. sync - V5, V7
No horiz. sync - V3, V4, V5
No vert. or horiz. sync - V5

SWEEP FAILURE
No raster, has sound - V3, V4, V8, V9, V10, V11
No vertical deflection - V7
Poor vert. linearity or foldover - V7
Poor horiz. linearity or foldover - V3, V4, V8, V9
Narrow picture - V3, V4, V8, V9, V10, M1
Vert. off freq. - V5, V7
Horiz. off freq. - V3, V4, V5

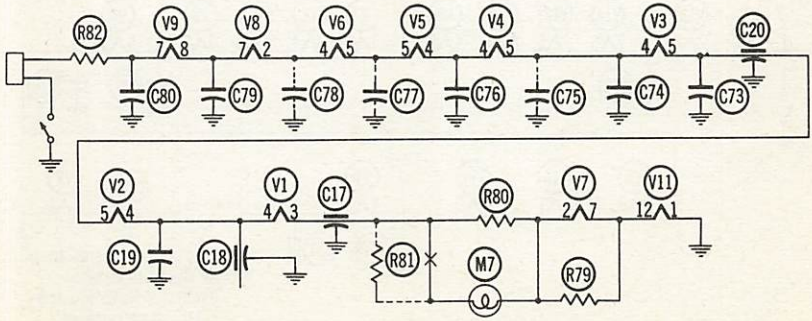

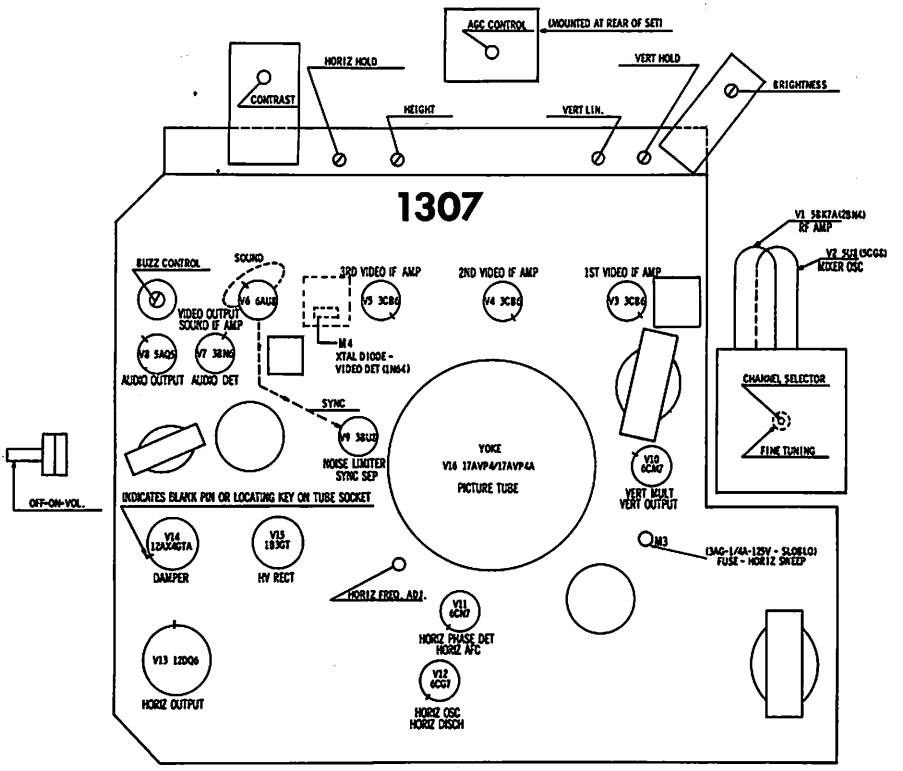

TUBE FAILURE CHECK CHART

The following chart lists tubes whose failures are most likely to produce the indicated symptoms. Refer to tube placement chart for location and type of tube.

POWER SUPPLY FAILURE
No raster, no sound - Selenium Rectifiers (M1 & M2)

SWEEP FAILURE
No raster, has sound - V12, V13, V14, V15, V16, Fuse (M3)
No vertical deflection - V10
Poor vert. linearity or foldover - V10
Poor horiz. linearity or foldover - V12, V13, V14
Narrow picture - V12, V13, V14, V15, M1, M2
Vert. off freq. - V9, V10
Horiz. off freq. - V9, V11, V12

LOSS OF PICTURE OR SOUND
No pic, no sound, has raster - V2, V3, V4, V5, V6
No pic, no sound, has snow - V1, V2, V3
No pic, has sound, has raster - V6, V16
Has pic, no sound - V6, V7, V8

SYNC FAILURE
No vert. sync - V9, V10
No horiz. sync - V9, V11, V12
No vert. or horiz. sync - V9

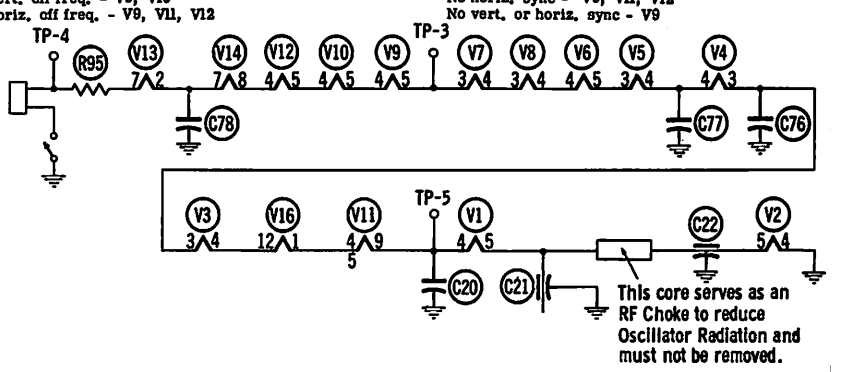

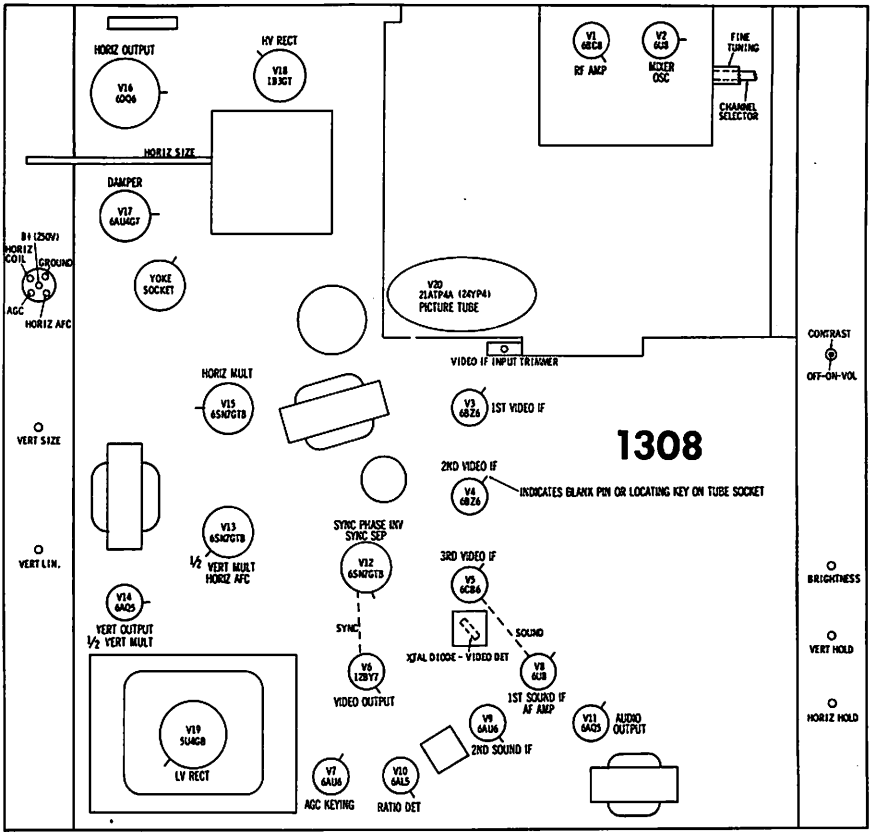

TUBE FAILURE CHECK CHART

The following chart lists tubes whose failures are most likely to produce the indicated symptoms. Refer to tube placement chart for location and type of tube.

POWER SUPPLY FAILURE
No raster, no sound - V19, Fuse (M1)

LOSS OF PICTURE OR SOUND
No pic, no sound, has raster - V2, V3, V4, V5
No pic, no sound, has snow - V1, V2, V3
No pic, has sound, has raster - V6, V7, V20
Has pic, no sound - V8, V9, V10, V11
Overloaded picture - V7

SYNC FAILURE
No vert. sync - V12, V13, V14
No horiz. sync - V12, V13, V15
No vert. or horiz. sync - V12

SWEEP FAILURE
No raster, has sound - V15, V16, V17, V18, V20, Fuse (M2)
No vertical deflection - V13, V14
Poor vert. linearity or foldover - V13, V14
Poor horiz. linearity or foldover - V15, V16, V17
Narrow picture - V15, V16, V17, V19
Vert. off freq. - V12, V13, V14
Horiz. off freq. - V12, V13, V15

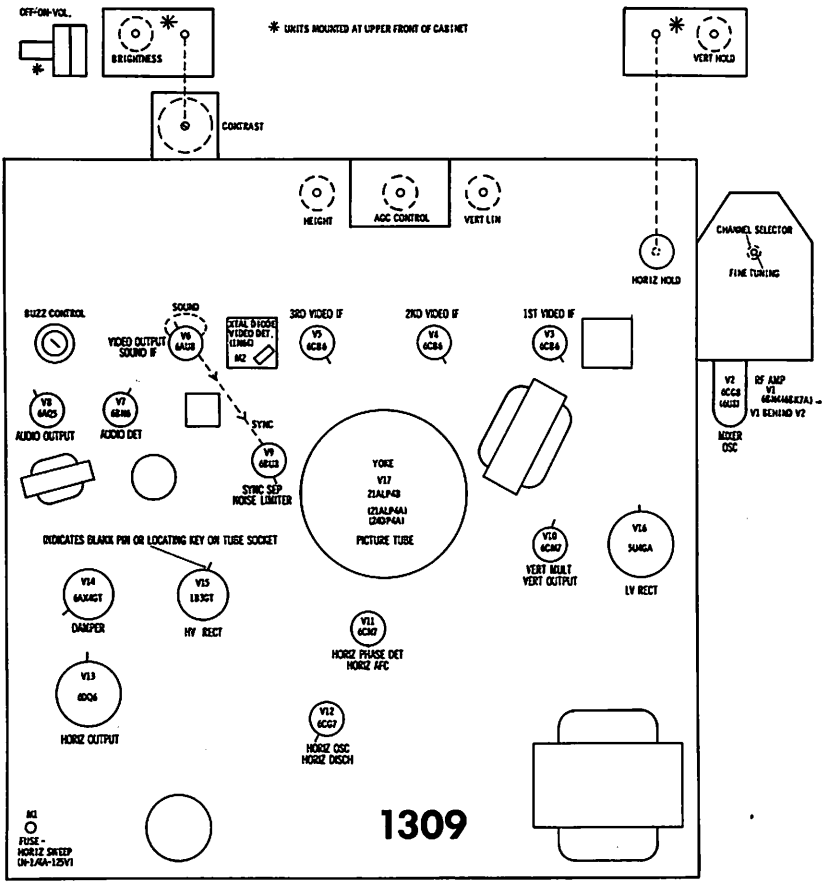

TUBE FAILURE CHECK CHART

The following chart lists tubes whose failures are most likely to produce the indicated symptoms. Refer to tube placement chart for location and type of tube.

POWER SUPPLY FAILURE
No raster, no sound - V16

LOSS OF PICTURE OR SOUND
No pic, no sound, has raster - V2, V3, V4, V5, V6
No pic, no sound, has snow - V1, V2, V3
No pic, has sound, has raster - V6, V17
Has pic, no sound - V6, V7, V8
Overloaded picture - V9

SYNC FAILURE
No vert. sync - V9, V10
No horiz. sync - V9, V11, V12
No vert. or horiz. sync - V9

SWEEP FAILURE
No raster, has sound - V11, V12, V13, V14, V15, V17, Fuse (M1)
No vertical deflection - V10
Poor vert. linearity or foldover - V10
Poor horiz. linearity or foldover - V12, V13, V14
Narrow picture - V12, V13, V14, V16
Vert. off freq. - V9, V10
Horiz. off freq. - V9, V11, V12

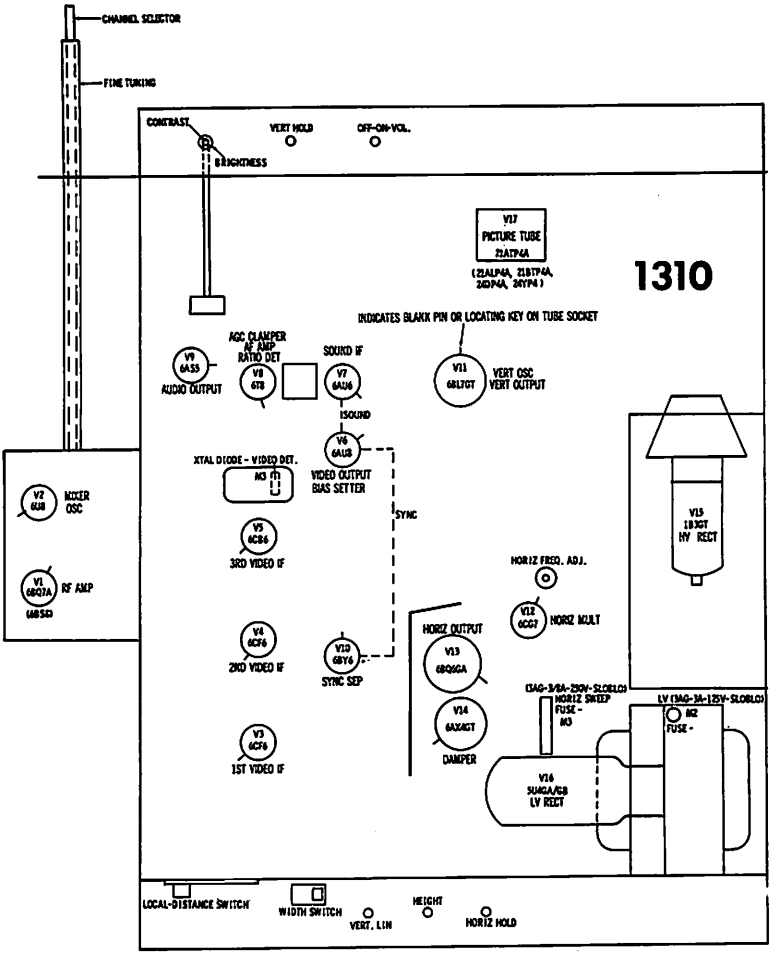

TUBE FAILURE CHECK CHART

The following chart lists tubes whose failures are most likely to produce the indicated symptoms. Refer to tube placement chart for location and type of tube.

SWEEP FAILURE
No raster, has sound - V12, V13, V14, V15, V17, Fuse (M3)
No vertical deflection - V11
Poor vert. linearity or foldover - V11
Poor horiz. linearity or foldover - V12, V13, V14
Narrow picture - V12, V13, V14, V16
Vert. off freq. - V11
Horiz. off freq. - M1, V12

POWER SUPPLY FAILURE
No raster, no sound - V9, V16, Fuse (M2)

LOSS OF PICTURE OR SOUND
No pic, no sound, has raster - V3, V4, V5, V6, V9, Diode (M4)
No pic, no sound, has snow - V1, V2, V3
No pic, has sound, has raster - V6, V17
Has pic, no sound - V7, V8, V9
Overloaded picture - V8

SYNC FAILURE
No vert. sync - V11
No horiz. sync - Diode (M1), V12
No vert. or horiz. sync - V6, V9, V10

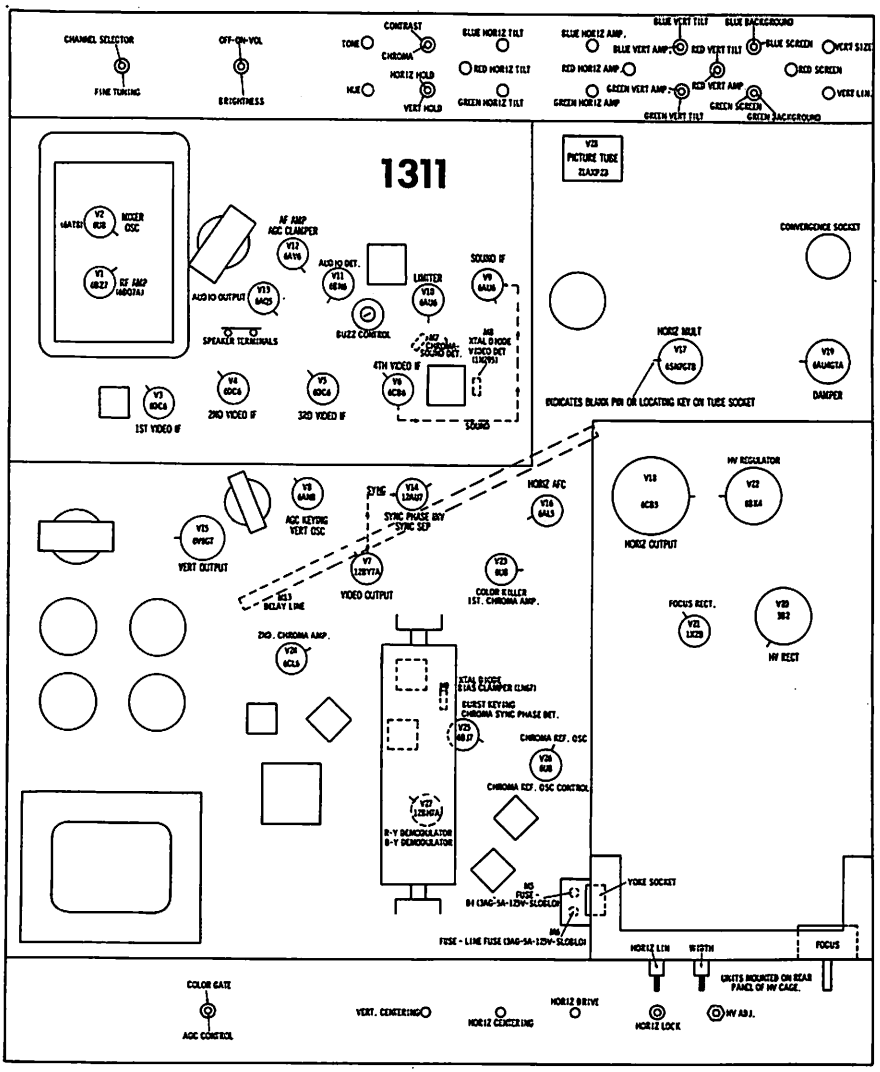
1311
CHANNEL SELECTOR
FINE TUNING
OFF-ON-VOL
BRIGHTNESS
TONE
CONTRAST
CHROMA
HORIZ HOLD
HUE
VERT HOLD
BLUE HORIZ TILT
RED HORIZ TILT
GREEN HORIZ TILT
BLUE HORIZ AMP.
BLUE VERT AMP.
RED HORIZ AMP.
GREEN VERT AMP.
GREEN HORIZ AMP
BLUE VERT TILT
RED VERT TILT
RED VERT AMP
GREEN VERT TILT
BLUE BACKGROUND
BLUE SCREEN
RED SCREEN
GREEN SCREEN
GREEN BACKGROUND
VERT SIZE
VERT LIN.
V2 6U8 MIXER OSC
V1 6BZ7 RF AMP
V12 6AV6 AF AMP AGC CLAMPER
V13 6AQ5 AUDIO OUTPUT
SPEAKER TERMINALS
V11 6BN6 AUDIO DET.
6U22 CONTROL
LIMITER V10 6AU6
SOUND IF V9 6AU6
M7 CHROMA SOUND DET.
M8 XTAL DIODE VIDEO DET (1N295)
4TH VIDEO IF V8 6CB6
SOUND
V7 6DC6 1ST VIDEO IF
V4 6DC6 2ND VIDEO IF
V5 6DC6 3RD VIDEO IF
V21 PICTURE TUBE 21AXP22
CONVERGENCE SOCKET
HORIZ MULT V17 6SN7GTB
INDICATES BLACK PIN OR LOCATING KEY ON TUBE SOCKET
V19 6AU4GTA DAMPER
V8 6AU6 AGC KEYING VERT OSC
V15 6V6GT VERT OUTPUT
SYNC V14 12AU7 SYNC PHASE DET SYNC SEP
V7 12BY7A VIDEO OUTPUT
M13 DELAY LINE
HORIZ AFC V16 6AL5
V23 6U8 COLOR KILLER 1ST. CHROMA AMP.
2ND. CHROMA AMP. V24 6CL6
M9 XTAL DIODE (1N67) BURST KEYING CHROMA SYNC PHASE DET.
V23 6BJ7
CHROMA REF. OSC
V26 6U8
CHROMA REF. OSC CONTROL
V22 12BH7A R-Y DEMODULATOR B-Y DEMODULATOR
M5 FUSE - B+ (3AG-5A-125V-SLOBLO)
M6 FUSE - LINE FUSE (3AG-5A-125V-SLOBLO)
YOKE SOCKET
V18 6CB5 HORIZ OUTPUT
HV REGULATOR V22 6BX4
FOCUS RECT. V21 12X4
V20 3B2 HV RECT
HORIZ LIN
WIDTH
FOCUS
UNITS MOUNTED ON REAR PANEL OF HV CAGE.
COLOR GATE
AGC CONTROL
VERT. CENTERING
HORIZ CENTERING
HORIZ DRIVE
HORIZ LOCK
HV ADJ.

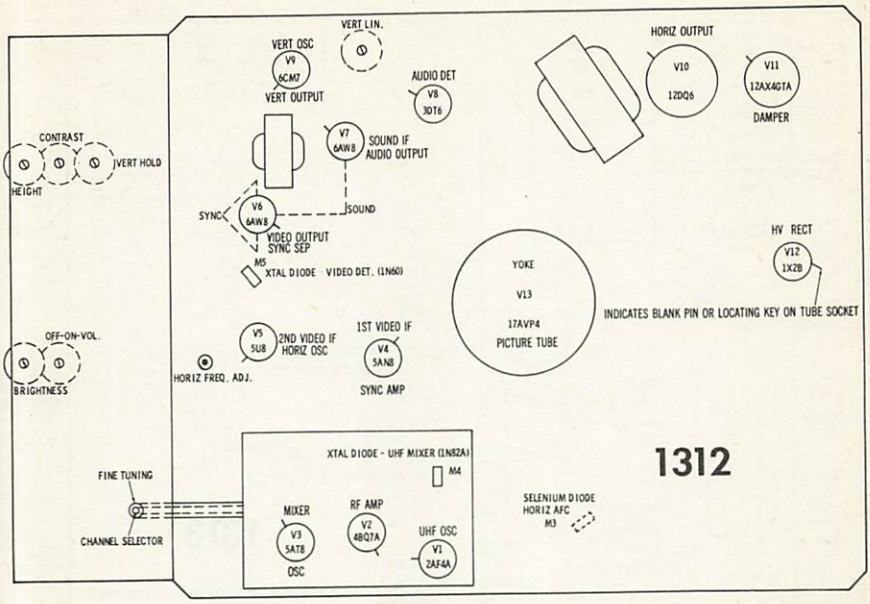

TUBE FAILURE CHECK CHART

The following chart lists tubes whose failures are most likely to produce the indicated symptoms. Refer to tube placement chart for location and type of tube.

POWER SUPPLY FAILURE
No raster, no sound - Fusible Resistor (R75), Rectifier (M1), (M2)

LOSS OF PICTURE OR SOUND
No pic, no sound, has raster - V4, V5, V6, Diode (M5)
No pic, no sound, has snow - V2, V3, V4, (V1 in UHF position)
No pic, has sound, has raster - V6, V13
Has pic, no sound - V7, V8

SYNC FAILURE
No vert. sync - V9
No horiz. sync - Diode (M3)
No vert. or horiz. sync - V6, V4

SWEEP FAILURE
No raster, has sound - V5, V10, V11, V12, V13
No vertical deflection - V9
Poor vert. linearity or foldover - V9
Poor horiz. linearity or foldover - V5, V10, V11
Narrow picture - V5, V10, V11, M1, M2
Vert. off freq. - V9
Horiz. off freq. - M3, V5

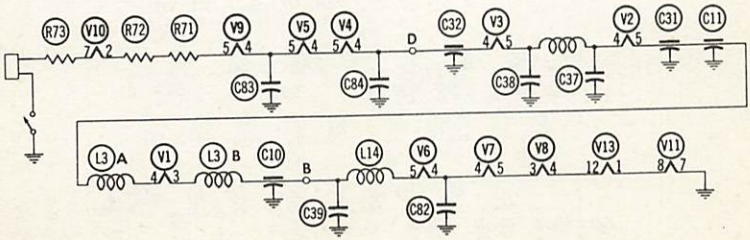

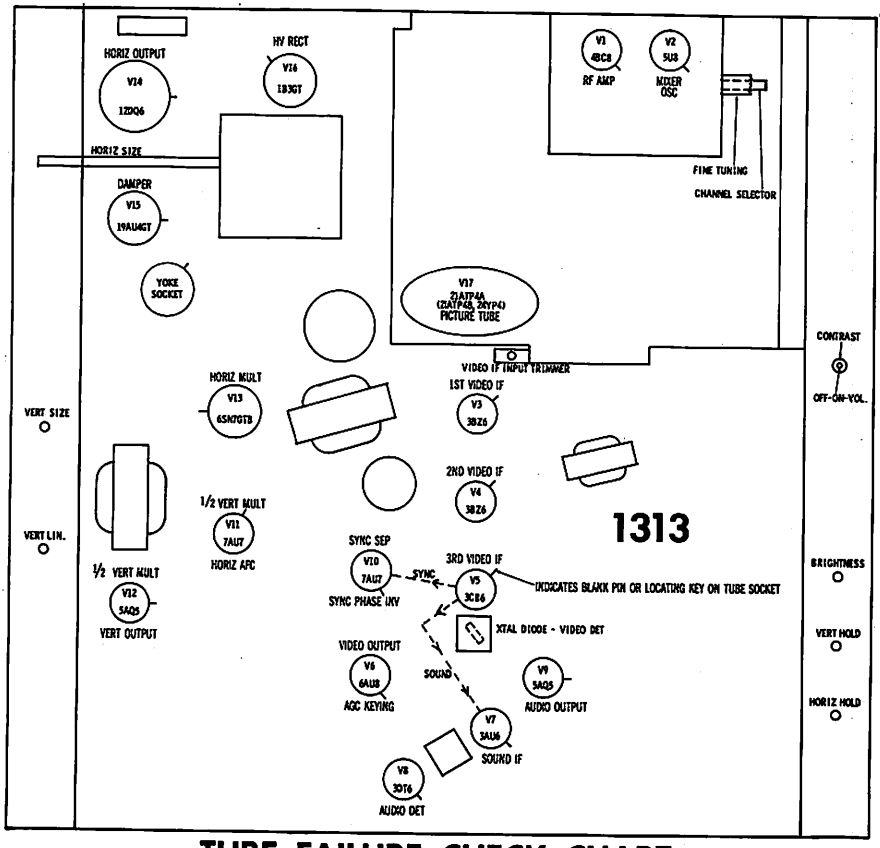

TUBE FAILURE CHECK CHART

The following chart lists tubes whose failures are most likely to produce the indicated symptoms. Refer to tube placement chart for location and type of tube.

POWER SUPPLY FAILURE
No raster, no sound - Fusible Resistor (R113), Rectifier (M1), (M2)

LOSS OF PICTURE OR SOUND
No pic, no sound, has raster - V3, V4, V5, Diode (M3), V6, V17
No pic, no sound, has snow - V1, V2, V3
No pic, has sound, has raster - V6, V17
Has pic, no sound - V7, V8, V9
Overloaded picture - V6

SYNC FAILURE
No vert. sync - V11, V12
No horiz. sync - V11, V13
No vert. or horiz. sync - V10

SWEEP FAILURE
No raster, has sound - V11, V13, V14, V15, V16, V17
No vertical deflection - V11, V12
Poor vert. linearity or foldover - V11, V12
Poor horiz. linearity or foldover - V11, V13, V14, V15
Narrow picture - V11, V13, V14, V15, M1, M2
Vert. off freq. - V11, V12
Horiz. off freq. - V11, V13

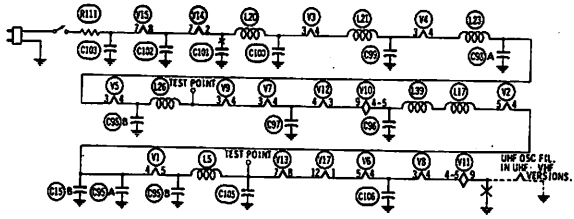

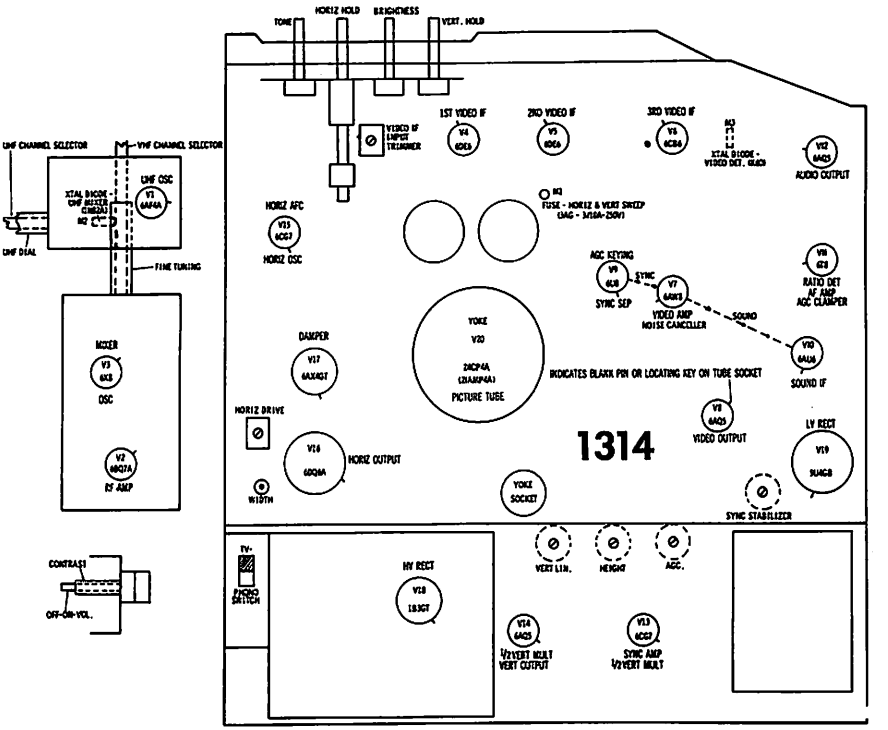

TUBE FAILURE CHECK CHART

The following chart lists tubes whose failures are most likely to produce the indicated symptoms. Refer to tube placement chart for location and type of tube.

POWER SUPPLY FAILURE
No raster, no sound - V19

LOSS OF PICTURE OR SOUND
No pic, no sound, has raster - V4, V5, V6, Diode (M3), V7, V8, V20, V9
No pic, no sound, has snow - V2, V3, V4, (V1 in UHF position)
No pic, has sound, has raster - V7, V8, V20
Has pic, no sound - V10, V11, V12
Overloaded picture - V9

SYNC FAILURE
No vert. sync - V13, V14
No horiz. sync - V15
No vert. or horiz. sync - V7, V9, V13

SWEEP FAILURE
No raster, has sound - V15, V16, V17, V18, Fuse (M1), V20
No vertical deflection - V13, V14
Poor vert. linearity or foldover - V13, V14
Poor horiz. linearity or foldover - V15, V16, V17
Narrow picture - V15, V16, V17, V19
Vert. off freq. - V13, V14
Horiz. off freq. - V15

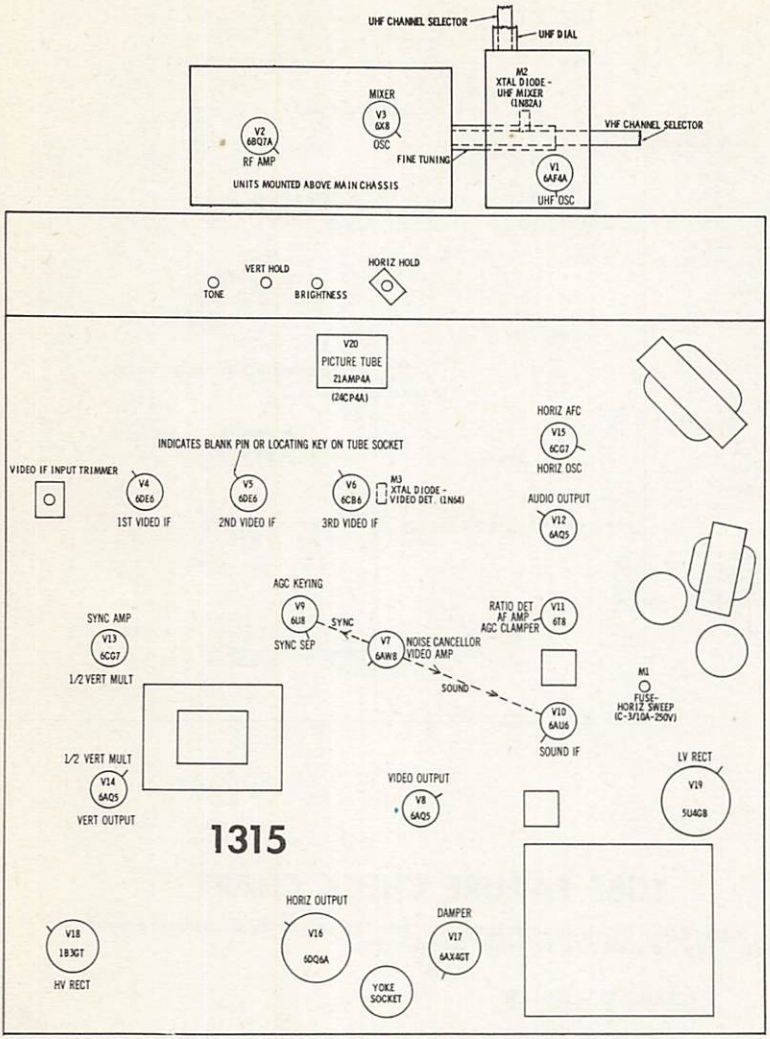

TUBE FAILURE CHECK CHART

The following chart lists tubes whose failures are most likely to produce the indicated symptoms. Refer to tube placement chart for location and type of tube.

SWEEP FAILURE
No raster, has sound - V15, V16, V17, V18, Fuse (M1)
No vertical deflection - V13, V14
Poor vert. linearity or foldover - V13, V14
Poor horiz. linearity or foldover - V15, V16, V17
Narrow picture - V15, V16, V17, V19
Vert. off freq. - V13, V14
Horiz. off freq. - V15

LOSS OF PICTURE OR SOUND
No pic, no sound, has raster - V4, V5, V6, Diode (M3), V7, V8, V20
No pic, no sound, has snow - V2, V3, V4, V11, (UHF V1)
No pic, has sound, has raster - V7, V8, V20
Has pic, no sound - V10, V11, V12
Overloaded picture - V9

POWER SUPPLY FAILURE
No raster, no sound - V19

SYNC FAILURE
No vert. sync - V7, V9, V13
No horiz. sync - V7, V9, V13, V15
No vert. or horiz. sync - V7, V9, V13

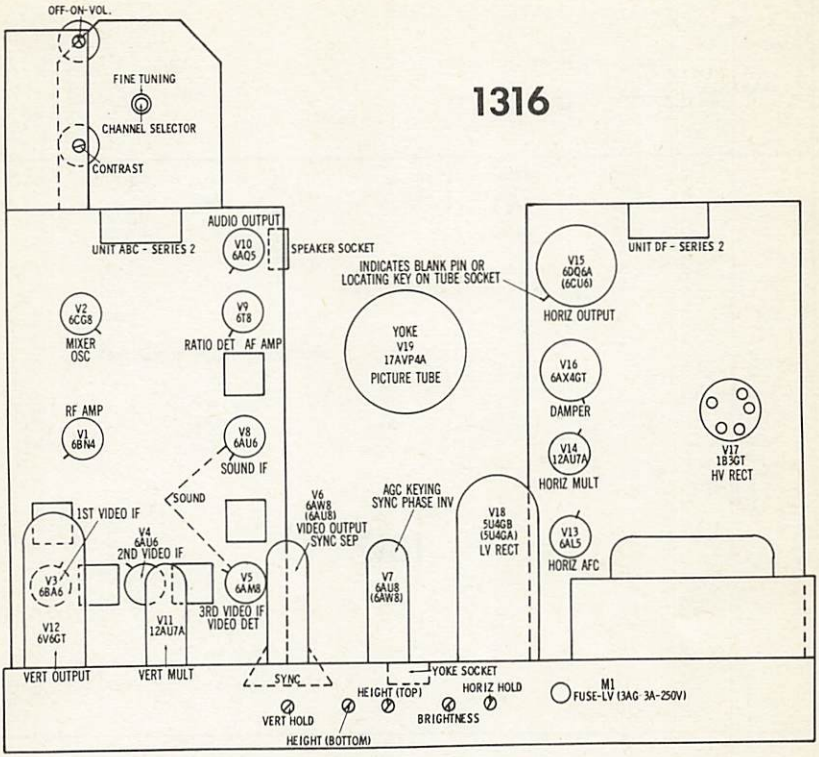

TUBE FAILURE CHECK CHART

The following chart lists tubes whose failures are most likely to produce the indicated symptoms. Refer to tube placement chart for location and type of tube.

POWER SUPPLY FAILURE
No raster, no sound - V18, Fuse (M1)

LOSS OF PICTURE OR SOUND
No pic, no sound, has raster - V3, V4, V5, V6, V19, V7
No pic, no sound, has snow - V1, V2
No pic, has sound, has raster - V6, V19
Has pic, no sound - V8, V9, V10
Overloaded picture - V7

SYNC FAILURE
No vert. sync - V6, V7, V11
No horiz. sync - V6, V7, V13
No vert. or horiz. sync - V6, V7

SWEEP FAILURE
No raster, has sound - V13, V14, V15, V16, V17
No vertical deflection - V11, V12
Poor vert. linearity or foldover - V11, V12
Poor horiz. linearity or foldover - V14, V15, V16
Narrow picture - V14, V15, V16
Vert. off freq. - V11
Horiz. off freq. - V14

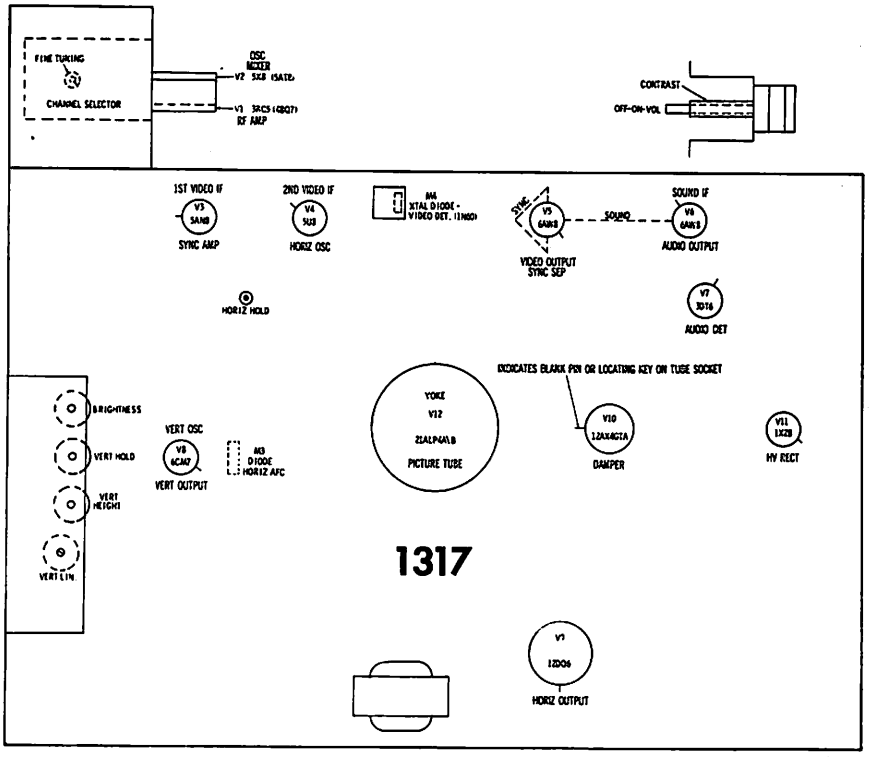

TUBE FAILURE CHECK CHART

The following chart lists tubes whose failures are most likely to produce the indicated symptoms. Refer to tube placement chart for location and type of tube.

POWER SUPPLY FAILURE
No raster, no sound - Fusible Resistor (R70), Rectifiers (M1, M2)

LOSS OF PICTURE OR SOUND
No pic, no sound, has raster - V3, V4, Diode (M4), V5, V12
No pic, no sound, has snow - V1, V2
No pic, has sound, has raster - V5, V12
Has pic, no sound - V6, V7

SYNC FAILURE
No vert. sync - V5, V3, V8
No horiz. sync - V5, V3, Diode (M3), V4
No vert. or horiz. sync - V5, V3

SWEEP FAILURE
No raster, has sound - V4, V9, V10, V11
No vertical deflection - V8
Poor vert. linearity or foldover - V8
Poor horiz. linearity or foldover - V4, V9, V10
Narrow picture - V4, V9, V10, M1, M2
Vert. off freq. - V5, V3, V8
Horiz. off freq. - V5, V3, M3, V4

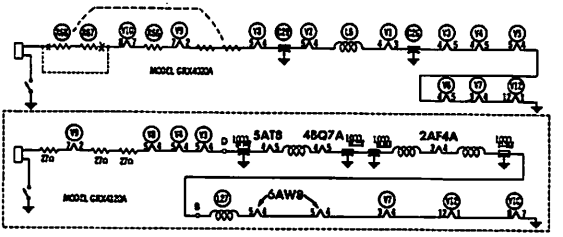

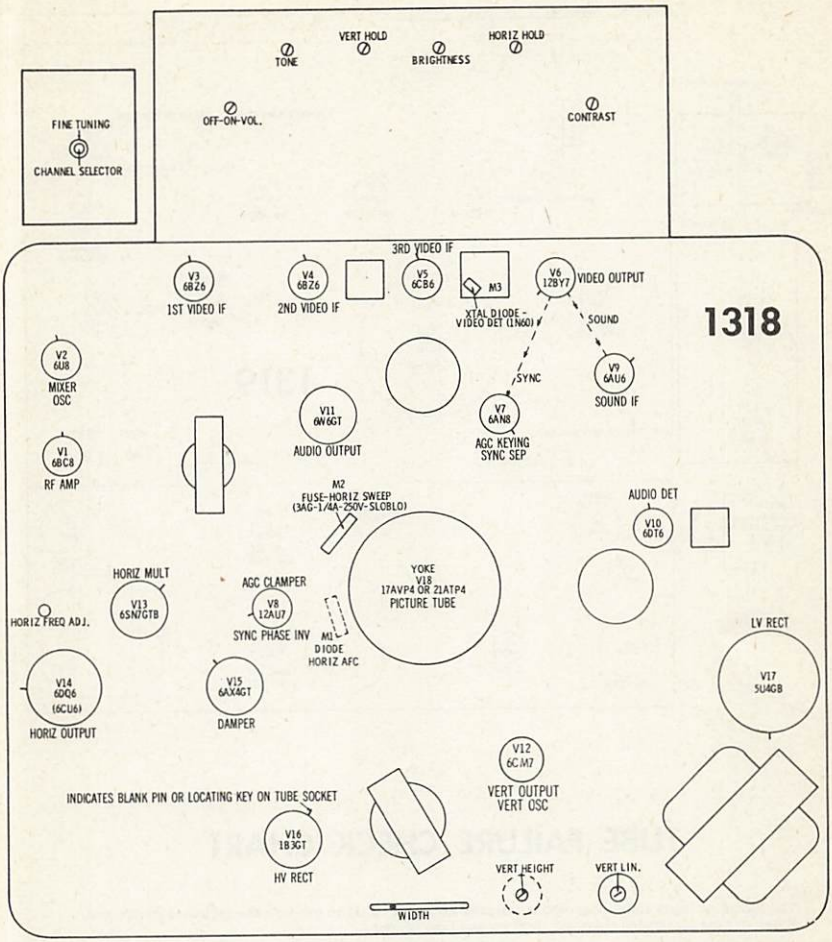

TUBE FAILURE CHECK CHART

The following chart lists tubes whose failures are most likely to produce the indicated symptoms. Refer to tube placement chart for location and type of tube.

POWER SUPPLY FAILURE
No raster, no sound - **V17**

LOSS OF PICTURE OR SOUND
No pic, no sound, has raster - **V3, V4, V5, Diode (M3), V6, V18, V11**
No pic, no sound, has snow - **V1, V2, V3**
No pic, has sound, has raster - **V6, V18**
Has pic, no sound - **V9, V10, V11**
Overloaded picture - **V7**

SYNC FAILURE
No vert. sync - **V7, V8, V12**
No horiz. sync - **V7, V8, Rectifier (M1), V13**
No vert. or horiz. sync - **V7, V8**

SWEEP FAILURE
No raster, has sound - **V13, V14, V15, V16, V17, Fuse (M2)**
No vertical deflection - **V12**
Poor vert. linearity or foldover - **V12**
Poor horiz. linearity or foldover - **V13, V14, V15**
Narrow picture - **V13, V14, V15, V17**
Vert. off freq. - **V7, V8, V12**
Horiz. off freq. - **V7, V8, M1, V13**

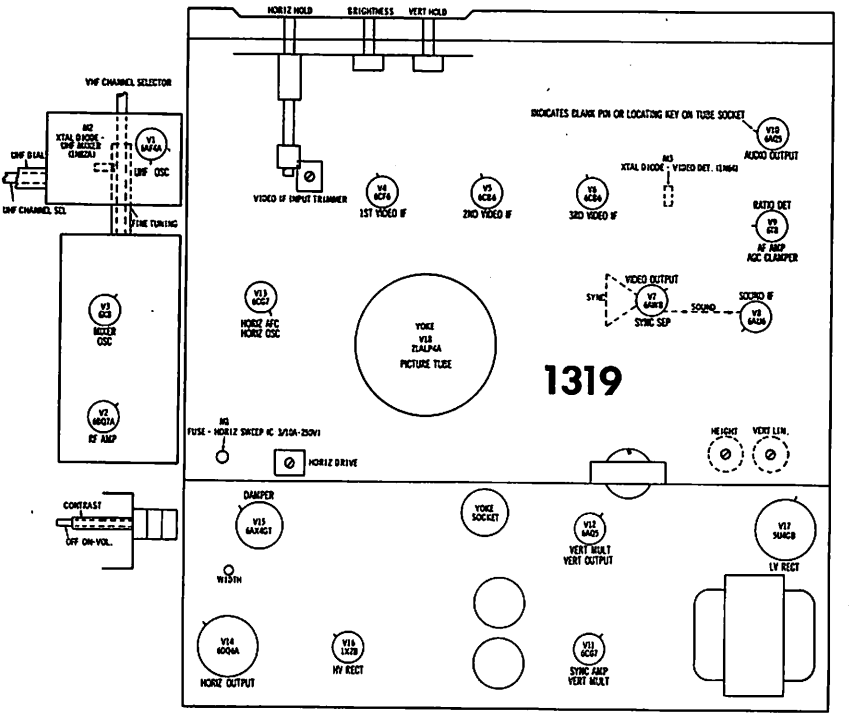

TUBE FAILURE CHECK CHART

The following chart lists tubes whose failures are most likely to produce the indicated symptoms. Refer to tube placement chart for location and type of tube.

POWER SUPPLY FAILURE
No raster, no sound - V17

LOSS OF PICTURE OR SOUND
No pic, no sound, has raster - V4, V5, V6, Diode (M3), V7, V18
No pic, no sound, has snow - V2, V3, V4, V1 (UHF)
No pic, has sound, has raster - V7, V18
Has pic, no sound - V8, V9, V10

SYNC FAILURE
No vert. sync - V7, V11, V12
No horiz. sync - V7, V11, V13
No vert. or horiz. sync - V7, V11

SWEEP FAILURE
No raster, has sound - V13, V14, V15, V16, V18, Fuse (M1)
No vertical deflection - V11, V12
Poor vert. linearity or foldover - V11, V12
Poor horiz. linearity or foldover - V13, V14, V15
Narrow picture - V13, V14, V15, V17
Vert. off freq. - V7, V11, V12
Horiz. off freq. - V7, V11, V13

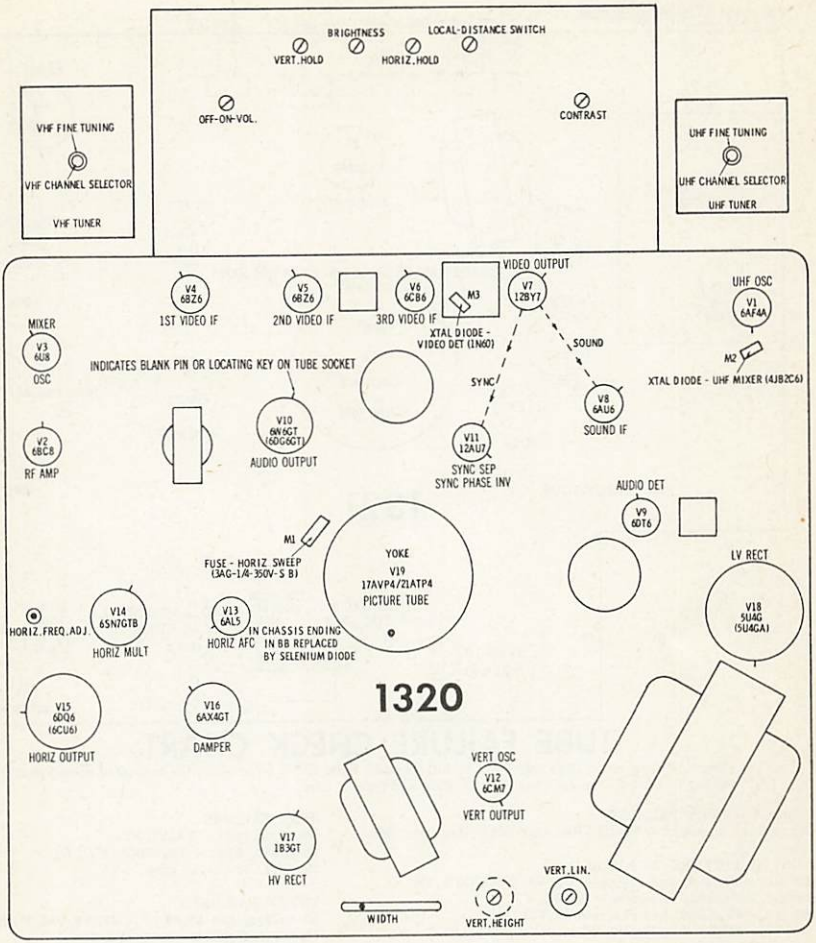

TUBE FAILURE CHECK CHART

The following chart lists tubes whose failures are most likely to produce the indicated symptoms. Refer to tube placement chart for location and type of tube.

POWER SUPPLY FAILURE
No raster, no sound - V18, V10

LOSS OF PICTURE OR SOUND
No pic, no sound, has raster - V4, V5, V6, Diode (M3), V7, V10
No pic, no sound, has snow - V2, V3, V4, V1 (UHF)
No pic, has sound, has raster -V7, V19
Has pic, no sound - V8, V9, V10

SYNC FAILURE
No vert. sync - V11, V12
No horiz. sync - V11, V13 (Diode in "BB" Chassis), V14
No vert. or horiz. sync - V11

SWEEP FAILURE
No raster, has sound - V13, V14, V15, V16, V17, V19, Fuse (M1)
No vertical deflection - V12
Poor vert. linearity or foldover - V12
Poor horiz. linearity or foldover - V14, V15, V16
Narrow picture - V14, V15, V16, V18
Vert. off freq. - V11, V12
Horiz. off freq. - V11, V13, V14

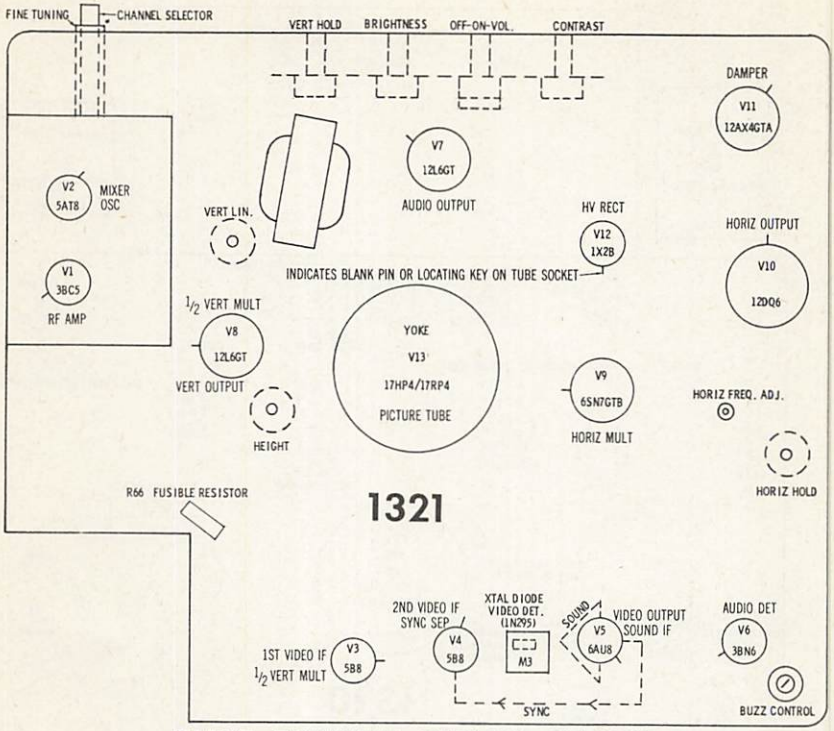

TUBE FAILURE CHECK CHART

The following chart lists tubes whose failures are most likely to produce the indicated symptoms. Refer to tube placement chart for location and type of tube.

POWER SUPPLY FAILURE
No raster, no sound - Fusible Resistor (R66), Rectifier (M1)

LOSS OF PICTURE OR SOUND
No pic, no sound, has raster - V3, V4, Diode (M3), V5
No pic, no sound, has snow - V1, V2, V3
No pic, has sound, has raster - V5, V13
Has pic, no sound - V5, V6, V7

SYNC FAILURE
No vert. sync - V4, V5, V8
No horiz. sync - V4, Diode (M2), V9
No vert. or horiz. sync - V4

SWEEP FAILURE
No raster, has sound - M2, V9, V10, V11, V12, V13
No vertical deflection - V3, V8
Poor vert. linearity or foldover - V3, V8
Poor horiz. linearity or foldover - V9, V10, V11
Narrow picture - V9, V10, V11, M1
Vert. off freq. - V4, V5, V8
Horiz. off freq. - V4, M2, V9

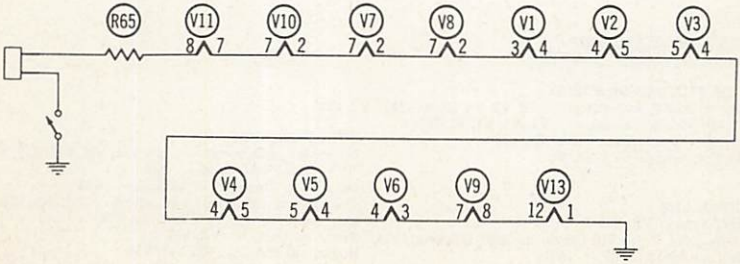

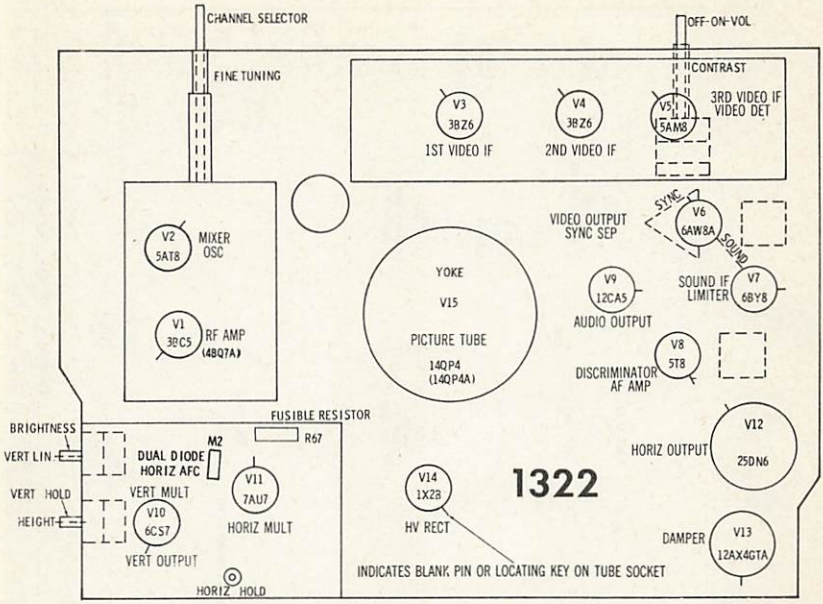

TUBE FAILURE CHECK CHART

The following chart lists tubes whose failures are most likely to produce the indicated symptoms. Refer to tube placement chart for location and type of tube.

POWER SUPPLY FAILURE
No raster, no sound - Fusible Resistor (R67), Rectifier (M1)

LOSS OF PICTURE OR SOUND
No pic, no sound, has raster - V3, V4, V5, V6
No pic, no sound, has snow - V1, V2, V3
No pic, has sound, has raster - V6, V15
Has pic, no sound - V7, V8, V9

SYNC FAILURE
No vert. sync - V6, V10
No horiz. sync - V6, Diode M2, V11
No vert. or horiz. sync - V6

SWEEP FAILURE
No raster, has sound - V11, V12, V13, V14, V15
No vertical deflection - V10
Poor vert. linearity or foldover - V10
Poor horiz. linearity or foldover - V11, V12, V13
Narrow picture - V11, V12, V13, M1
Vert. off freq. - V6, V10
Horiz. off freq. - M2, V11

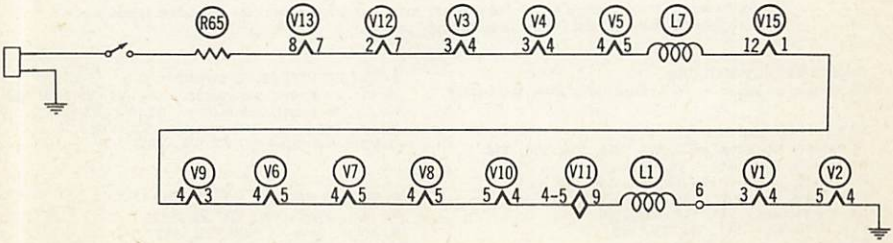

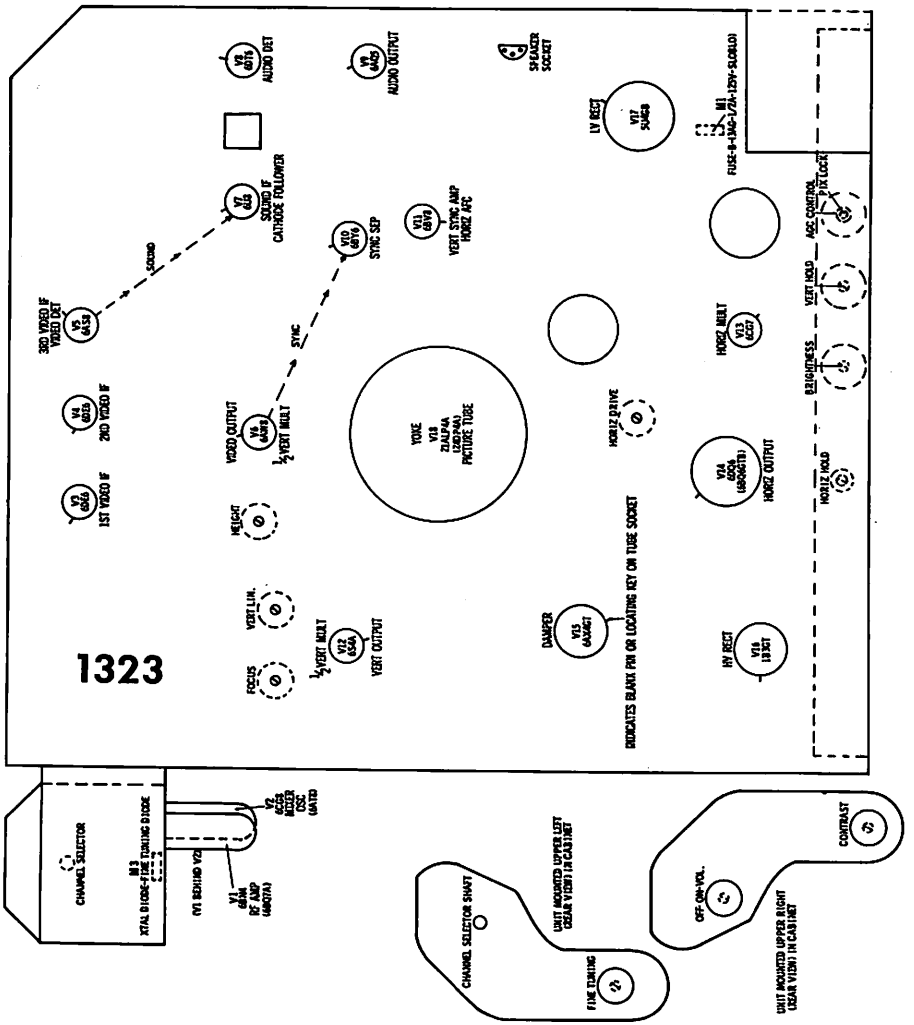

TUBE FAILURE CHECK CHART

The following chart lists tubes whose failures are most likely to produce the indicated symptoms. Refer to tube placement chart for location and type of tube.

POWER SUPPLY FAILURE
No raster, no sound - V17, Fuse (M1), Fuse Wire (M2)

SWEEP FAILURE
No raster, has sound - V11, V13, V14, V15, V16, V18
No vertical deflection - V6, V12
Poor vert. linearity or foldover - V6, V12
Poor horiz. linearity or foldover - V13, V14, V15
Narrow picture - V13, V14, V15, V17
Vert. off freq. - V10, V11, V6, V12
Horiz. off freq. - V10, V11, V13

LOSS OF PICTURE OR SOUND
No pic, no sound, has raster - V3, V4, V5, V6, V18
No pic, no sound, has snow - V1, V2, V3
No pic, has sound, has raster - V6, V18
Has pic. no sound - V7, V8, V9

SYNC FAILURE
No vert. sync - V10, V11, V6, V12
No horiz. sync - V10, V11, V13
No vert. or horiz. sync - V10

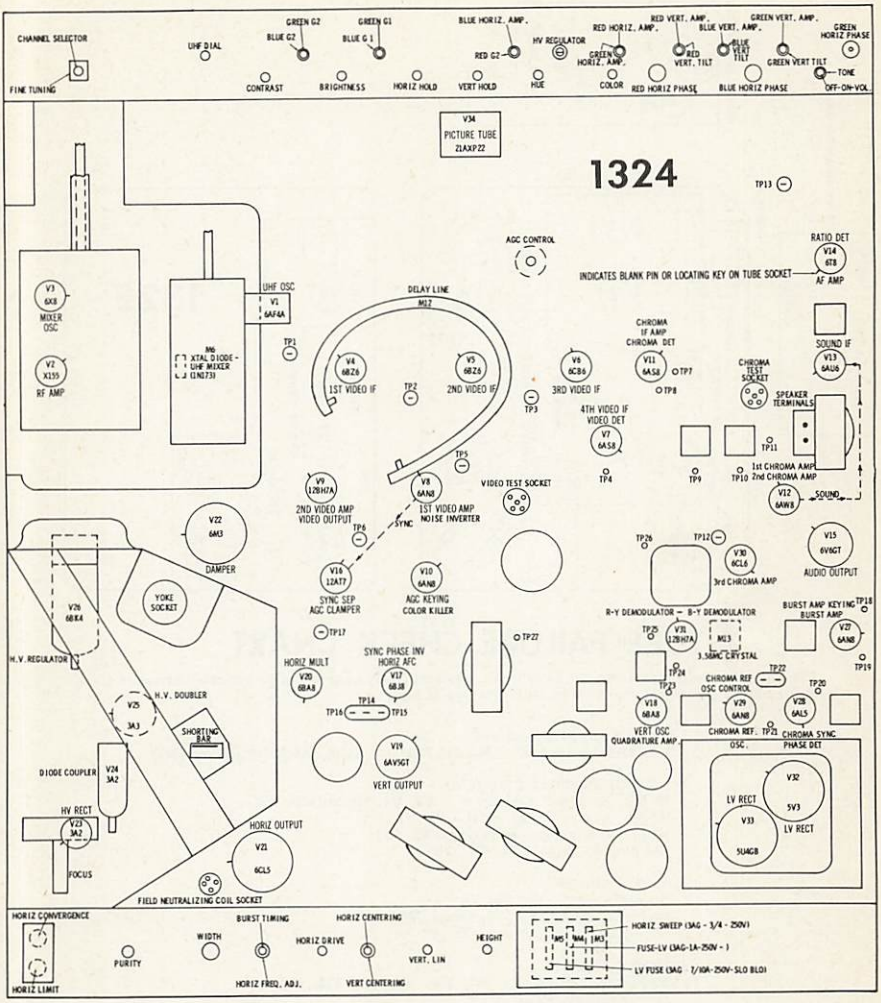
1324
CHANNEL SELECTOR
FINE TUNING
UHF DIAL
GREEN G2
BLUE G2
GREEN G1
BLUE G1
CONTRAST
BRIGHTNESS
HORIZ HOLD
VERT HOLD
BLUE HORIZ. AMP.
RED G2
HV REGULATOR
HUE
GREEN HORIZ. AMP.
RED HORIZ. AMP.
COLOR
RED VERT. AMP.
RED VERT. TILT
RED HORIZ PHASE
BLUE VERT. AMP.
BLUE VERT TILT
GREEN VERT. AMP.
GREEN VERT TILT
BLUE HORIZ PHASE
GREEN HORIZ PHASE
TONE
OFF-ON-VOL
V34
PICTURE TUBE
21AXP22
TP13
AGC CONTROL
RATIO DET
V14
6T8
AF AMP
INDICATES BLANK PIN OR LOCATING KEY ON TUBE SOCKET
V3
6X8
MIXER OSC
V2
X155
RF AMP
M6
XTAL DIODE
UHF MIXER
(1N273)
UHF OSC
V1
6AF4A
TP1
DELAY LINE
M17
V4
6BZ6
1ST VIDEO IF
TP2
V5
6BZ6
2ND VIDEO IF
TP3
V6
6CB6
3RD VIDEO IF
CHROMA IF AMP
CHROMA DET
V11
6AS8
TP7
TP8
CHROMA TEST SOCKET
SOUND IF
V13
6AU6
SPEAKER TERMINALS
4TH VIDEO IF
VIDEO DET
V7
6AS8
TP4
TP5
TP9
TP10
TP11
1st CHROMA AMP
2nd CHROMA AMP
V12
6AN8
SOUND
V9
12BH7A
2ND VIDEO AMP
VIDEO OUTPUT
TP6
V8
6AN8
1ST VIDEO AMP
NOISE INVERTER
SYNC
VIDEO TEST SOCKET
V22
6M3
DAMPER
YOKE SOCKET
V26
6BK4
H.V. REGULATOR
V16
12AT7
SYNC SEP
AGC CLAMPER
V10
6AN8
AGC KEYING
COLOR KILLER
TP17
TP26
TP12
V30
6CL6
3rd CHROMA AMP
V15
6V6GT
AUDIO OUTPUT
R-Y DEMODULATOR — B-Y DEMODULATOR
V31
12BH7A
M13
3.58MC CRYSTAL
BURST AMP KEYING
BURST AMP
V27
6AN8
TP18
TP19
TP20
TP27
HORIZ MULT
V20
6BA8
SYNC PHASE INV
HORIZ AFC
V17
6BJ8
TP14
TP16
TP15
TP24
TP23
TP22
CHROMA REF OSC CONTROL
V29
6AN8
V28
6AL5
V18
6BA8
VERT OSC
QUADRATURE AMP.
CHROMA REF. OSC.
TP21
CHROMA SYNC PHASE DET
V32
5V3
LV RECT
V33
5U4GB
LV RECT
H.V. DOUBLER
V25
3A3
SHORTING BAR
DIODE COUPLER
V24
3A2
HV RECT
V23
3A2
FOCUS
V19
6AV5GT
VERT OUTPUT
HORIZ OUTPUT
V21
6CL5
FIELD NEUTRALIZING COIL SOCKET
HORIZ CONVERGENCE
HORIZ LIMIT
PURITY
WIDTH
BURST TIMING
HORIZ FREQ. ADJ.
HORIZ DRIVE
HORIZ CENTERING
VERT CENTERING
VERT. LIN
HEIGHT
M5
M4
M3
HORIZ SWEEP (3AG - 3/4 - 250V)
FUSE-LV (3AG-1A-250V -)
LV FUSE (3AG 7/10A-250V-SLO BLO)

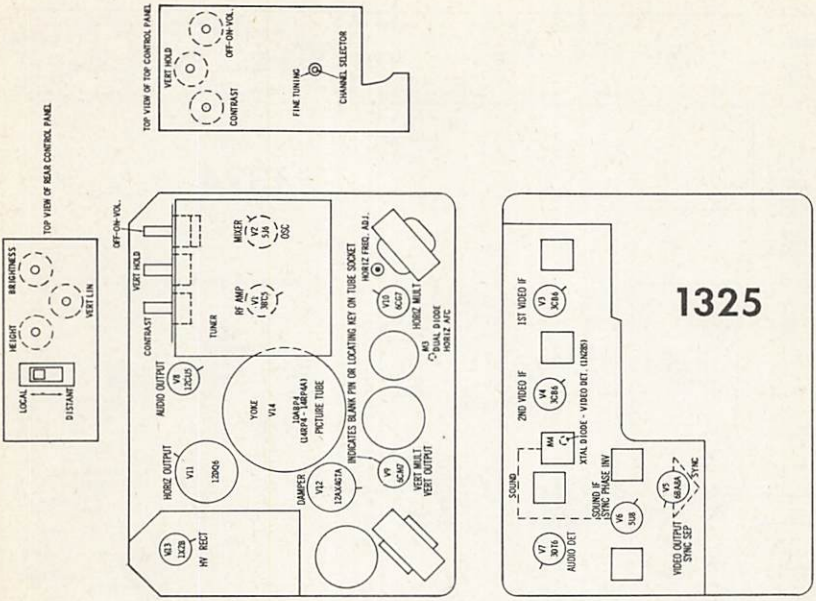

TUBE FAILURE CHECK CHART

The following chart lists tubes whose failures are most likely to produce the indicated symptoms. Refer to tube placement chart for location and type of tube.

POWER SUPPLY FAILURE
No raster, no sound - Fusible Resistor (R83), Rectifier (M1) or (M2)

LOSS OF PICTURE OR SOUND
No pic, no sound, has raster - V3, V4, Diode (M4), V8
No pic, no sound, has snow - V1, V2
No pic, has sound, has raster - V5, V14
Has pic, no sound - V6, V7, V8

SYNC FAILURE
No vert. sync - V5, V6, V9
No horiz. sync - V5, V6, Diode (M3), V10
No vert. or horiz. sync - V5, V6

SWEEP FAILURE
No raster, has sound - M3, V10, V11, V12, V13, V14
No vertical deflection - V9
Poor vert. linearity or foldover - V9
Poor horiz. linearity or foldover - V10, V11, V12
Narrow picture - V10, V11, V12, M1, M2
Vert. off freq. - V9
Horiz. off freq. - M3, V10

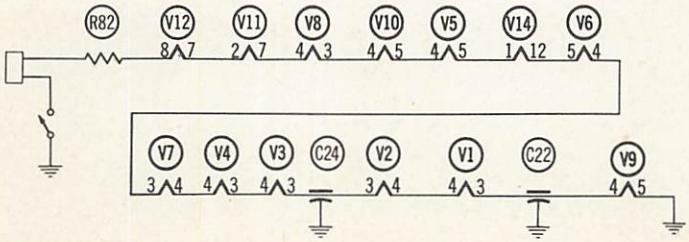

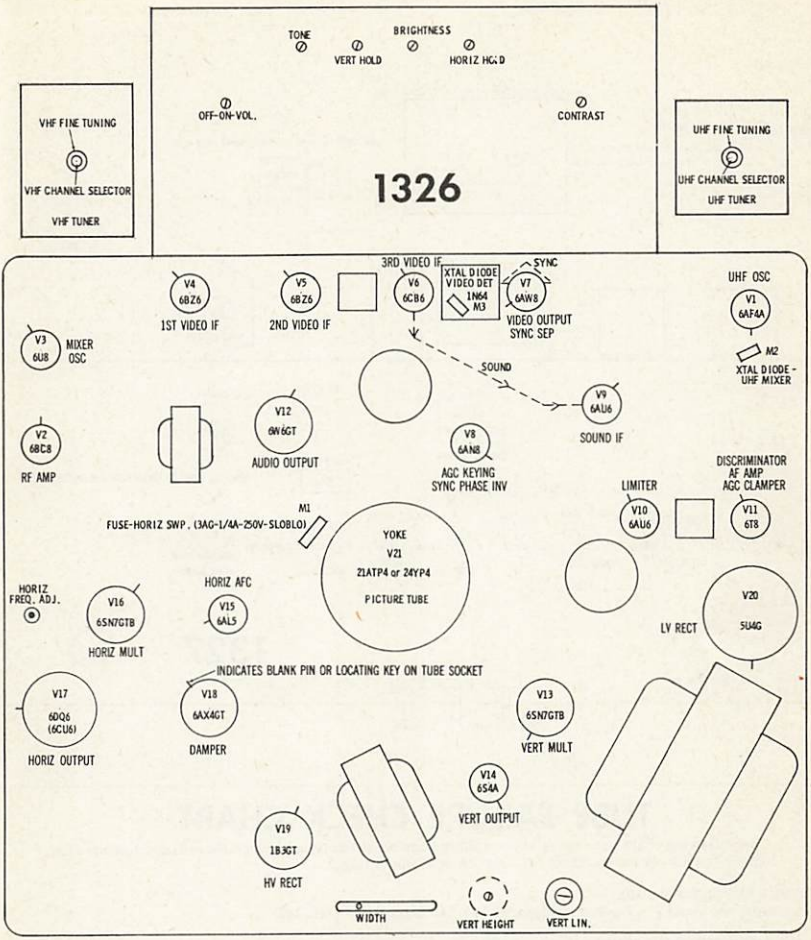

TUBE FAILURE CHECK CHART

The following chart lists tubes whose failures are most likely to produce the indicated symptoms. Refer to tube placement chart for location and type of tube.

POWER SUPPLY FAILURE
No raster, no sound - V20

SYNC FAILURE
No vert. sync - V7, V8, V13
No horiz. sync - V7, V8, V15, V16
No vert. or horiz. sync - V7, V8

LOSS OF PICTURE OR SOUND
No pic, no sound, has raster - V4, V5, V6, Diode (M3), V12
No pic, no sound, has snow - V2, V3, (UHF) V1, Diode (M2)
No pic, has sound, has raster - V7, V21
Has pic, no sound - V9, V10, V11, V12
Overloaded picture - V8, V11

SWEEP FAILURE
No raster, has sound - V15, V16, V17, V18, V19, V21, Fuse (M1)
No vertical deflection - V13, V14
Poor vert. linearity or foldover - V13, V14
Poor horiz. linearity or foldover - V16, V17, V18
Narrow picture - V16, V17, V18, V20
Vert. off freq. - V7, V8, V13
Horiz. off freq. - V7, V8, V15, V16

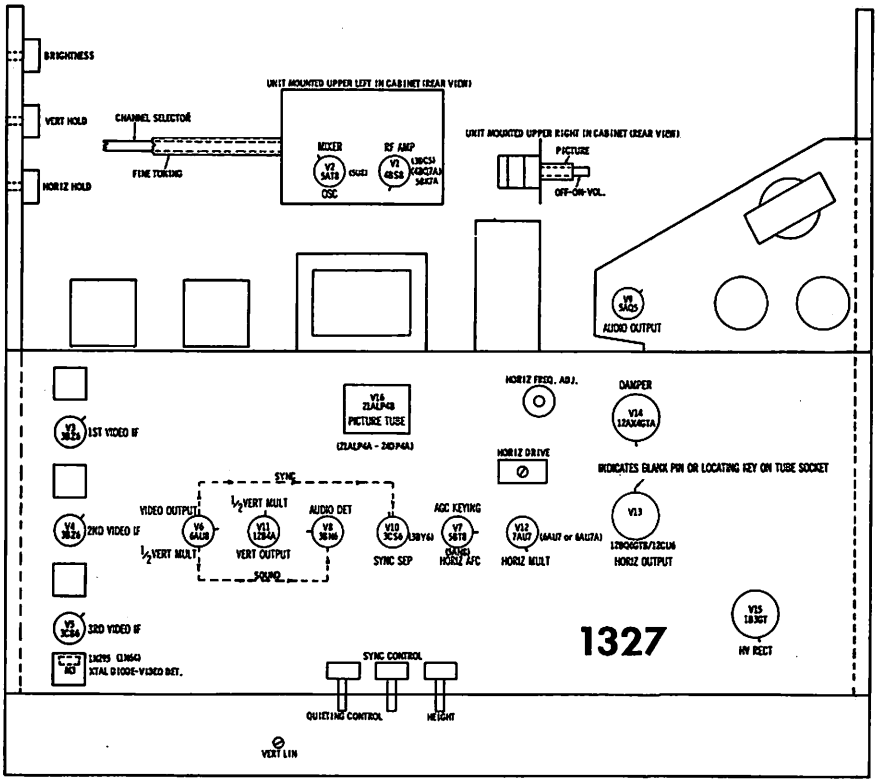

TUBE FAILURE CHECK CHART

The following chart lists tubes whose failures are most likely to produce the indicated symptoms. Refer to tube placement chart for location and type of tube.

POWER SUPPLY FAILURE
No raster, no sound - Fusible Resistor (R94), Selenium Rect. (M1, M2)

LOSS OF PICTURE OR SOUND
No pic, no sound, has raster - V3, V4, V5, Diode (M3), V6
No pic, no sound, has snow - V1, V2, V3
No pic, has sound, has raster - V6, V16
Has pic, no sound - V8, V9
Overloaded picture - V7

SYNC FAILURE
No vert. sync - V10, V6, V11
No horiz. sync - V10, V7, V12
No vert. or horiz. sync - V10

SWEEP FAILURE
No raster, has sound - V7, V12, V13, V14, V15, V16
No vertical deflection - V6, V11
Poor vert. linearity or foldover - V6, V11
Poor horiz. linearity or foldover - V12, V13, V14
Narrow picture - V12, V13, V14, M1, M2
Vert. off freq. - V10, V6, V11
Horiz. off freq. - V10, V7, V12

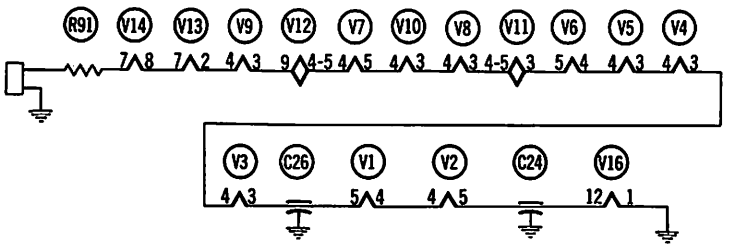

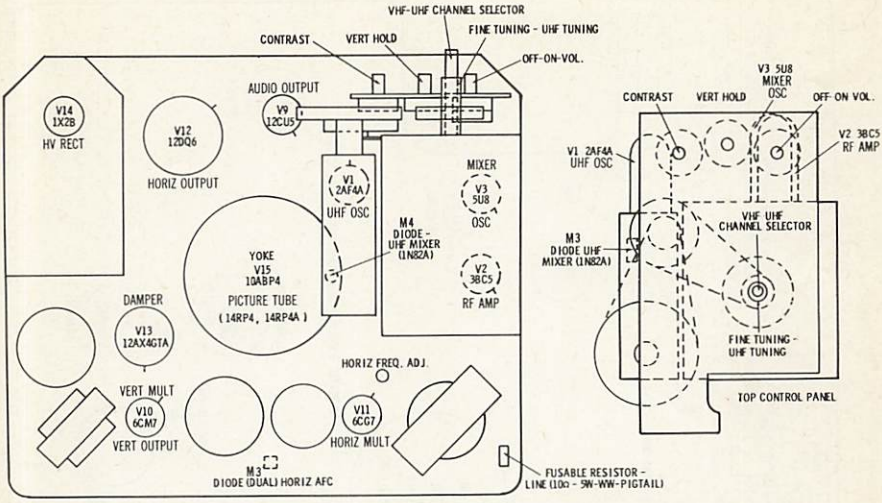

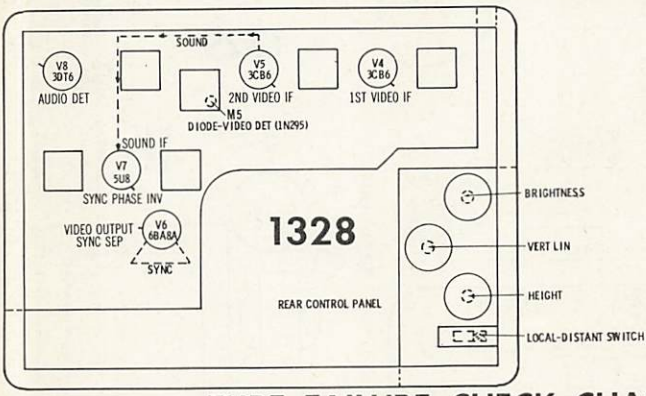

TUBE FAILURE CHECK CHART

The following chart lists tubes whose failures are most likely to produce the indicated symptoms. Refer to tube placement chart for location and type of tube.

SYNC FAILURE
No vert. sync - V6, V7, V10
No horiz. sync - V6, V7, Diode (M3), V11
No vert. or horiz. sync - V6, V7

LOSS OF PICTURE OR SOUND
No pic, no sound, has raster - V4, V5, Diode (M5), V9
No pic, no sound, has snow - V1 (UHF), V2, V3, V9
No pic, has sound, has raster - V6, V15, V9
Has pic, no sound - V7, V8, V9

POWER SUPPLY FAILURE
No raster, no sound - Fusible Resistor (R92), Rectifiers (M1, M2)

SWEEP FAILURE
No raster, has sound - M3, V11, V12, V13, V14, V15
No vertical deflection - V10
Poor vert. linearity or foldover - V10
Poor horiz. linearity or foldover - V11, V12, V13
Narrow picture - V11, V12, V13, M1, M2
Vert. off freq. - V6, V7, V10
Horiz. off freq. - V6, V7, M3, V11

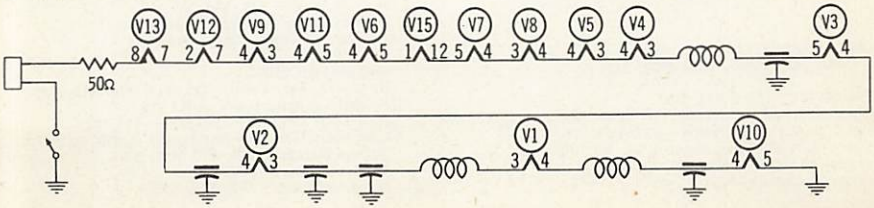

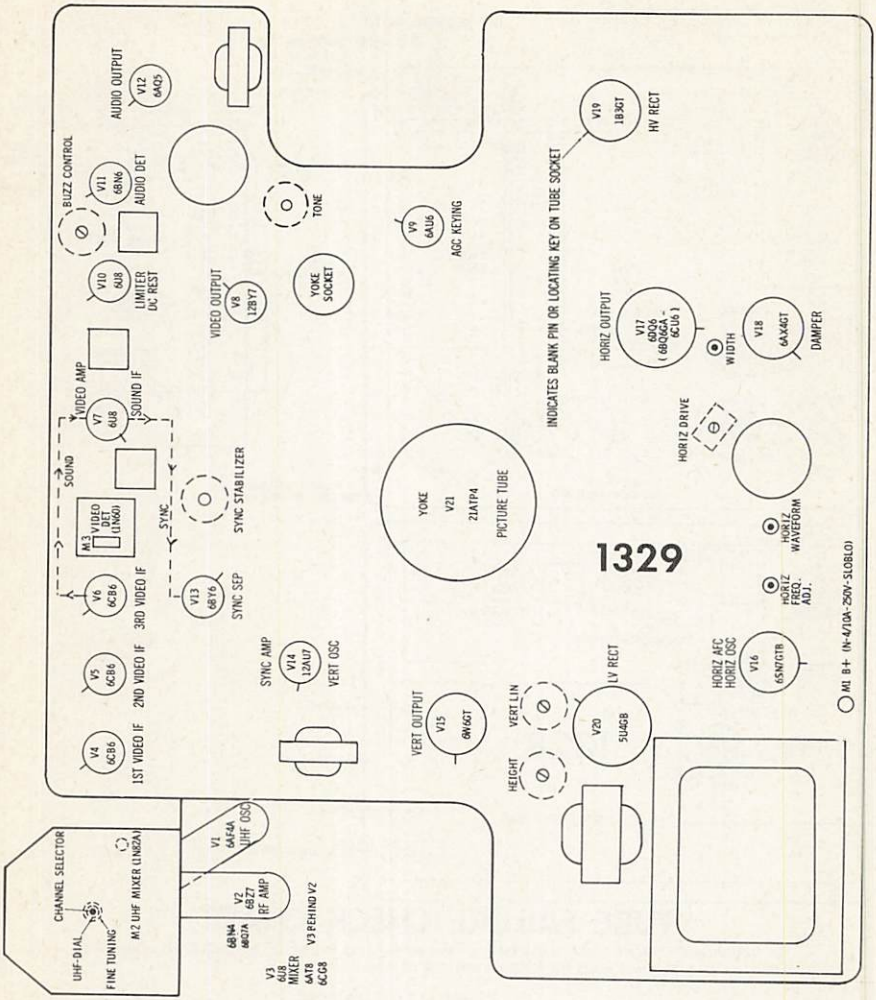

TUBE FAILURE CHECK CHART

The following chart lists tubes whose failures are most likely to produce the indicated symptoms. Refer to tube placement chart for location and type of tube.

POWER SUPPLY FAILURE
No raster, no sound - Fuse (M1), V20

LOSS OF PICTURE OR SOUND
No pic, no sound, has raster - V4, V5, V6, Diode (M3), V9
No pic, no sound, has snow - V1 (UHF), V2, V3, V4
No pic, has sound, has raster - V7, V8, V10, V21
Has pic, no sound - V7, V10, V11, V12
Overloaded picture - V9

SYNC FAILURE
No vert. sync - V13, V14
No horiz. sync - V13, V14, V16
No vert. or horiz. sync - V13, V14

SWEEP FAILURE
No raster, has sound - V16, V17, V18, V19, V21
No vertical deflection - V14, V15
Poor vert. linearity or foldover - V14, V15
Poor horiz. linearity or foldover - V16, V17, V18
Narrow picture - V16, V17, V18, V20
Vert. off freq. - V13, V14
Horiz. off freq. - V13, V14, V16

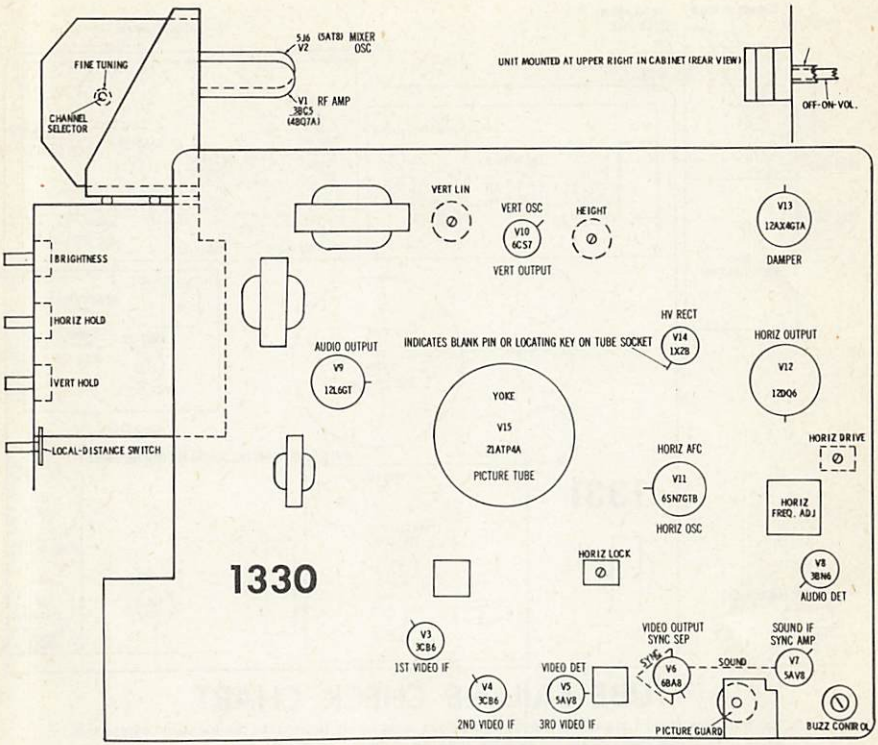

TUBE FAILURE CHECK CHART

The following chart lists tubes whose failures are most likely to produce the indicated symptoms. Refer to tube placement chart for location and type of tube.

POWER SUPPLY FAILURE
No raster, no sound - Fusible resistor (R78), Rectifier (M1, M2)

LOSS OF PICTURE OR SOUND
No pic, no sound, has raster - V3, V4, V5, V6, V9
No pic, no sound, has snow - V1, V2, V3
No pic, has sound, has raster - V6, V15
Has pic, no sound - V7, V8, V9

SYNC FAILURE
No vert. sync - V6, V7, V10, V9
No horiz. sync - V6, V7, V11, V9
No vert. or horiz. sync - V6, V7, V9

SWEEP FAILURE
No raster, has sound - V11, V12, V13, V14, V15
No vertical deflection - V10
Poor vert. linearity or foldover - V10
Poor horiz. linearity or foldover - V11, V12, V13
Narrow picture - V11, V12, V13, M1, M2
Vert. off freq. - V6, V7, V10, V9
Horiz. off freq. - V6, V7, V11, V9

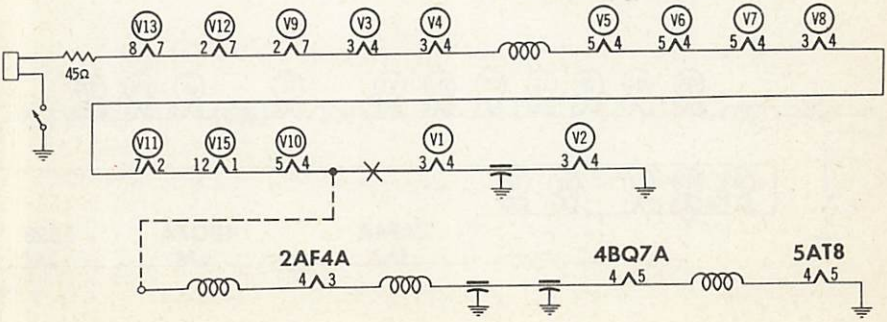

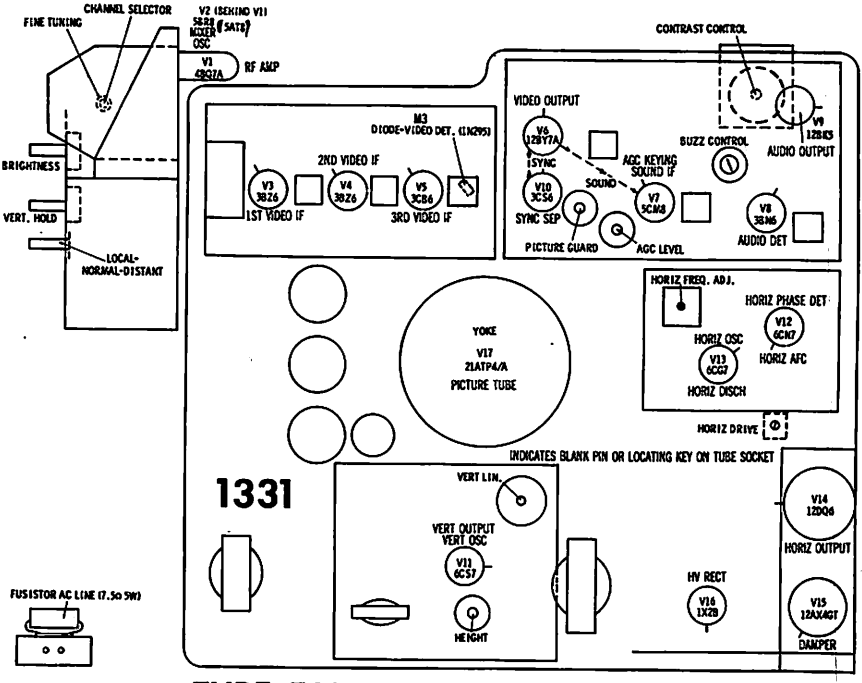

TUBE FAILURE CHECK CHART

The following chart lists tubes whose failures are most likely to produce the indicated symptoms. Refer to tube placement chart for location and type of tube.

POWER SUPPLY FAILURE
No raster, no sound - Fusible Resistor (R113), Rectifier (M1, M2)

LOSS OF PICTURE OR SOUND
No pic, no sound, has raster - V3, V4, V5, Diode M3, V6, V7
No pic, no sound, has snow - V1, V2, V3
No pic, has sound, has raster - V6, V17
Has pic, no sound - V7, V8, V9
Overloaded picture - V7

SYNC FAILURE
No vert. sync - V10, V11
No horiz. sync - V10, V12
No vert. or horiz. sync - V10

SWEEP FAILURE
No raster, has sound - V12, V13, V14, V15, V16, V17
No vertical deflection - V11
Poor vert. linearity or foldover - V11
Poor horiz. linearity or foldover - V13, V14, V15
Narrow picture - V13, V14, V15, M1, M2
Vert. off freq. - V10, V11
Horiz. off freq. - V10, V12

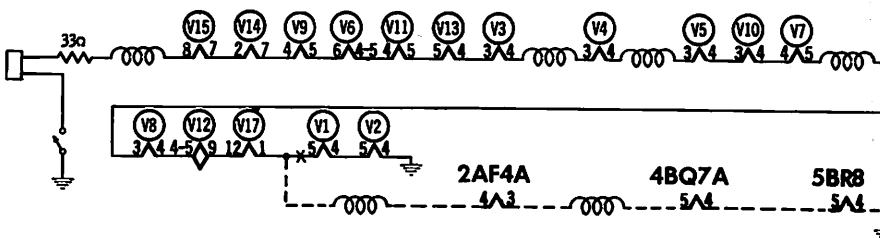

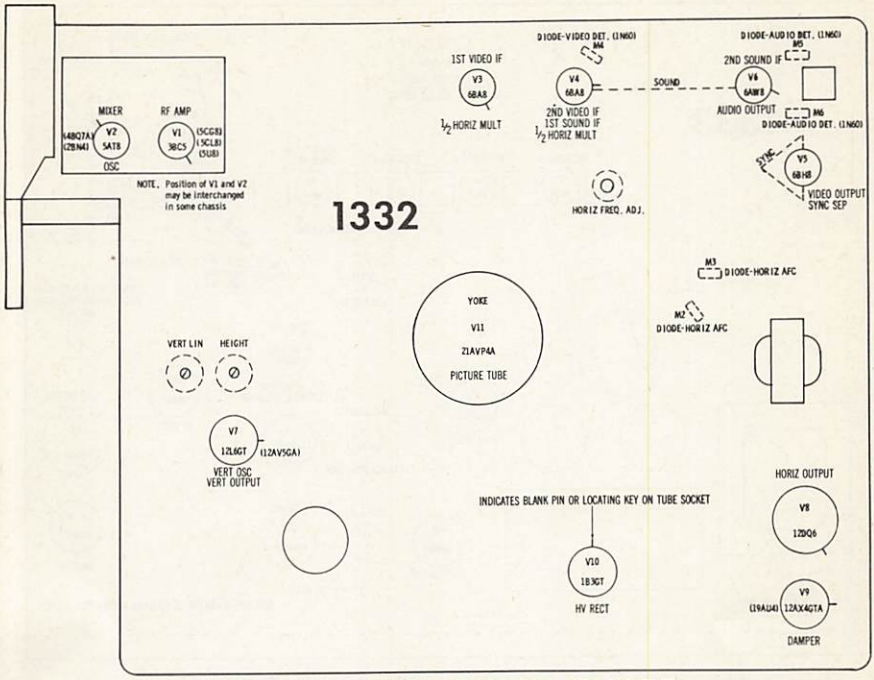

TUBE FAILURE CHECK CHART

The following chart lists tubes whose failures are most likely to produce the indicated symptoms. Refer to tube placement chart for location and type of tube.

POWER SUPPLY FAILURE
No raster, no sound - Rectifier (M1)

LOSS OF PICTURE OR SOUND
No pic, no sound, has raster - V2, V3, V4
No pic, no sound, has snow - V1, V2, V3
No pic, has sound, has raster - V5, V11
Has pic, no sound - V4, V6

SYNC FAILURE
No vert. sync - V5, V7
No horiz. sync - V3, V4, V5
No vert. or horiz. sync - V5

SWEEP FAILURE
No raster, has sound - V3, V4, V8, V9, V10
No vertical deflection - V7
Poor vert. linearity or foldover - V7
Poor horiz. linearity or foldover - V3, V4, V8, V9
Narrow picture - V3, V4, V8, V9, M1
Vert. off freq. - V5, V7
Horiz. off freq. - V3, V4, V5

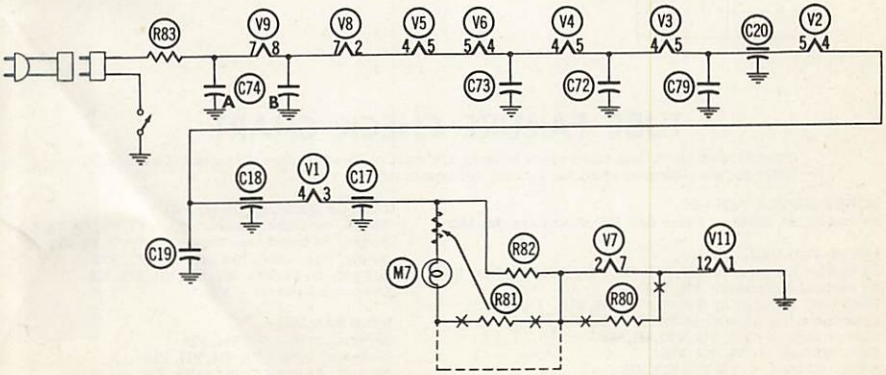

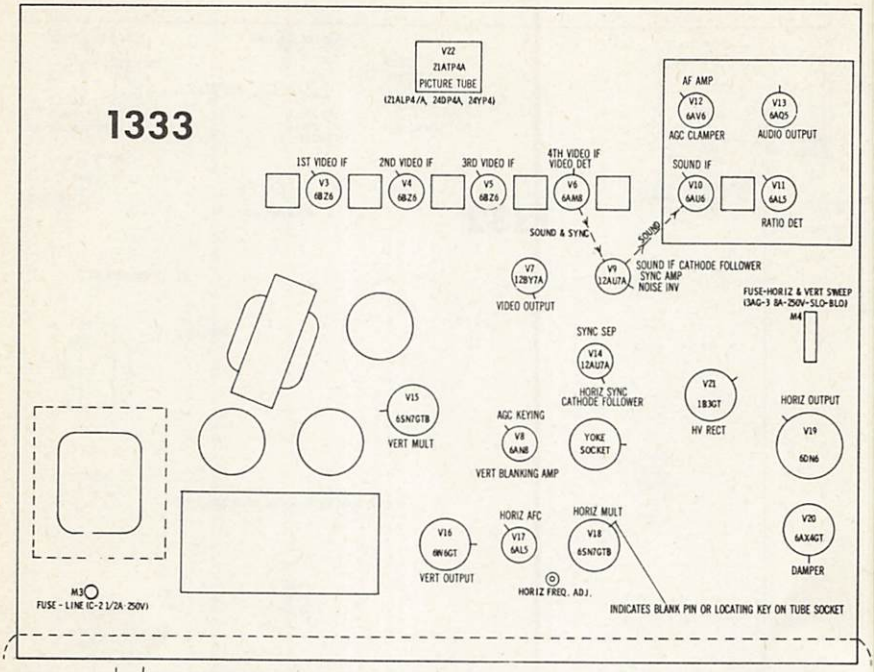

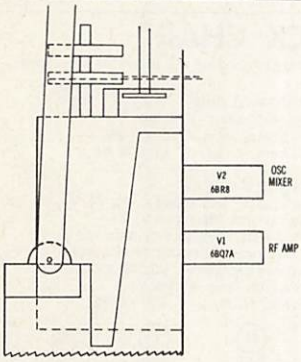

TUBE FAILURE CHECK CHART

The following chart lists tubes whose failures are most likely to produce the indicated symptoms. Refer to tube placement chart for location and type of tube.

POWER SUPPLY FAILURE
No raster, no sound - Fuses (M3, M5), Rectifiers (M1, M2)

SWEEP FAILURE
No raster, has sound - V17, V18, V19, V20, V21, V22, Fuse (M4)
No vertical deflection - V15, V16
Poor vert. linearity or foldover - V15, V16
Poor horiz. linearity or foldover - V18, V19, V20
Narrow picture - V18, V19, V20, M1, M2
Vert. off freq. - V9, V14, V15
Horiz. off freq. - V9, V14, V17, V18

LOSS OF PICTURE OR SOUND
No pic, no sound, has raster - V3, V4, V5, V6, V8
No pic, no sound, has snow - V1, V2, V3, V12
No pic, has sound, has raster - V7, V22
Has pic, no sound - V9, V10, V11, V12, V13
Overloaded picture - V8

SYNC FAILURE
No vert. sync - V9, V14, V15
No horiz. sync - V9, V14, V17, V18
No vert. or horiz. sync - V9, V14

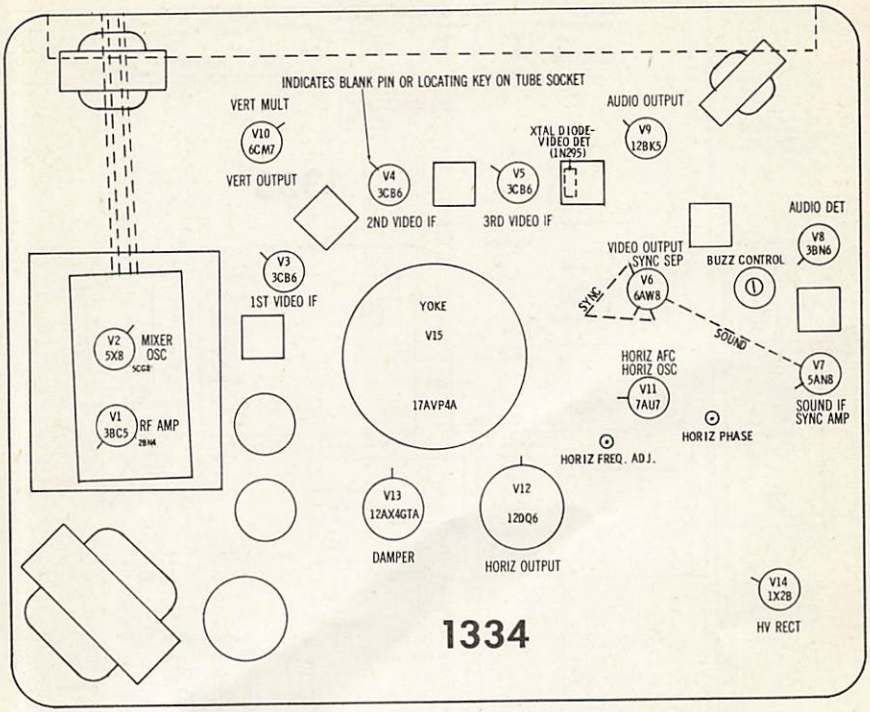

TUBE FAILURE CHECK CHART

The following chart lists tubes whose failures are most likely to produce the indicated symptoms. Refer to tube placement chart for location and type of tube.

POWER SUPPLY FAILURE
No raster, no sound - **Fusible Resistor (R83), Rectifier (M1, M2)**

LOSS OF PICTURE OR SOUND
No pic, no sound, has raster - **V3, V4, V5, Diode (M3), V6**
No pic, no sound, has snow - **V1, V2, V3**
No pic, has sound, has raster - **V6, V15**
Has pic, no sound - **V7, V8, V9**

SYNC FAILURE
No vert. sync - **V6, V7, V10**
No horiz. sync - **V6, V7, V11**
No vert. or horiz. sync - **V6, V7**

SWEEP FAILURE
No raster, has sound - **V11, V12, V13, V14, V15**
No vertical deflection - **V10**
Poor vert. linearity or foldover - **V10**
Poor horiz. linearity or foldover - **V11, V12, V13**
Narrow picture - **V11, V12, V13, M1, M2**
Vert. off freq. - **V6, V7, V10**
Horiz. off freq. - **V6, V7, V11**

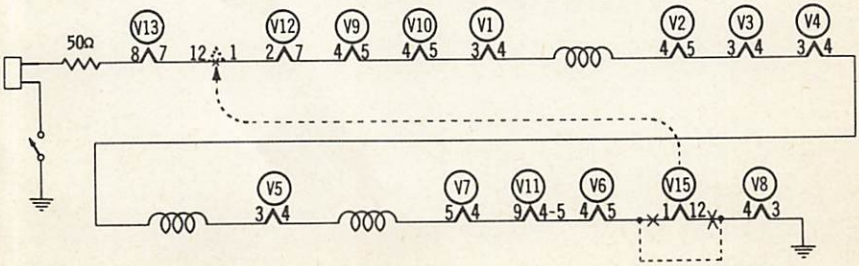

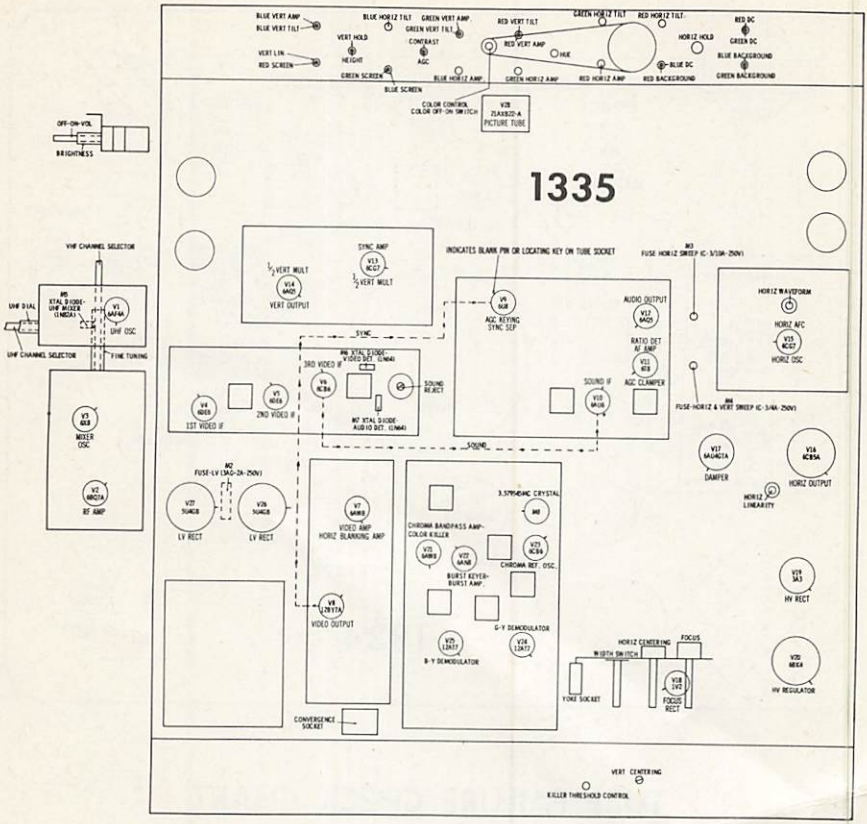
1335
BLUE VERT AMP
BLUE VERT TILT
VERT LIN
RED SCREEN
BLUE HORIZ TILT
VERT HOLD
HEIGHT
GREEN SCREEN
GREEN VERT AMP
GREEN VERT TILT
CONTRAST
AGC
BLUE HORIZ AMP
BLUE SCREEN
RED VERT TILT
RED VERT AMP
HUE
GREEN HORIZ AMP
GREEN HORIZ TILT
RED HORIZ AMP
RED HORIZ TILT
HORIZ HOLD
BLUE DC
RED BACKGROUND
RED DC
GREEN DC
BLUE BACKGROUND
GREEN BACKGROUND
COLOR CONTROL
COLOR OFF-ON SWITCH
V28
21AX22-A
PICTURE TUBE
OFF-ON-VOL
BRIGHTNESS
VHF CHANNEL SELECTOR
UHF DIAL
UHF CHANNEL SELECTOR
FINE TUNING
UHF OSC
MIXER OSC
RF AMP
SYNC AMP
½ VERT MULT
VERT OUTPUT
INDICATES BLANK PIN OR LOCATING KEY ON TUBE SOCKET
FUSE-HORIZ SWEEP (C-3/10A-250V)
AGC KEYING SYNC SEP
AUDIO OUTPUT
RATIO DET AF AMP
AGC CLAMPER
SOUND IF
HORIZ WAVEFORM
HORIZ AFC
HORIZ OSC
FUSE-HORIZ & VERT SWEEP (C-3/4A-250V)
SYNC
3RD VIDEO IF
VIDEO DET. (1N64)
SOUND REJECT
1ST VIDEO IF
2ND VIDEO IF
AUDIO DET. (1N64)
SOUND
DAMPER
HORIZ OUTPUT
HORIZ LINEARITY
FUSE-LV (3AG-2A-250V)
LV RECT
VIDEO AMP
HORIZ BLANKING AMP
VIDEO OUTPUT
3.579545MC CRYSTAL
CHROMA BANDPASS AMP-COLOR KILLER
CHROMA REF. OSC.
BURST KEYER-BURST AMP.
G-Y DEMODULATOR
B-Y DEMODULATOR
HV RECT
HORIZ CENTERING
WIDTH SWITCH
FOCUS
YOKE SOCKET
FOCUS RECT
HV REGULATOR
CONVERGENCE SOCKET
VERT CENTERING
KILLER THRESHOLD CONTROL

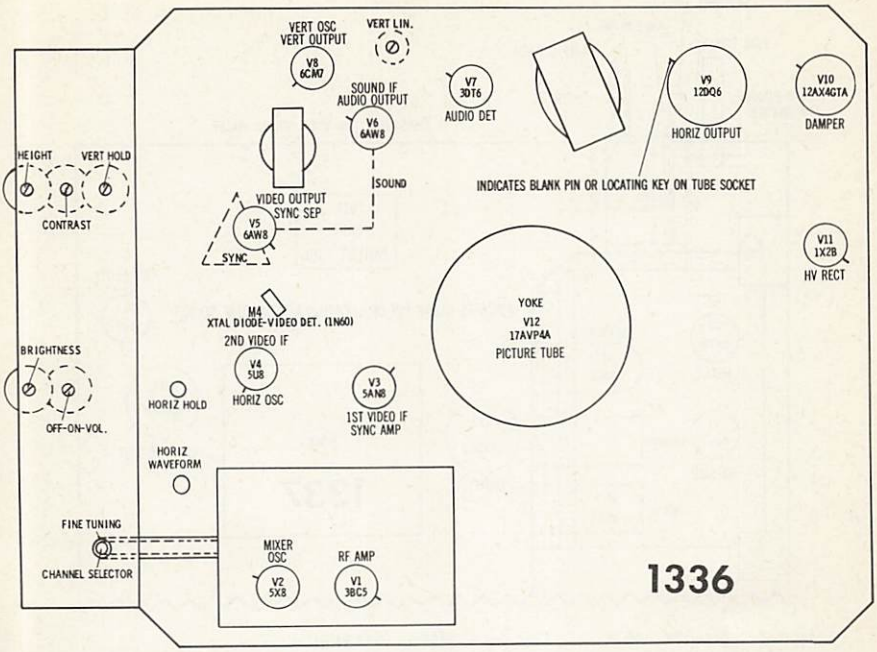

TUBE FAILURE CHECK CHART

The following chart lists tubes whose failures are most likely to produce the indicated symptoms. Refer to tube placement chart for location and type of tube.

POWER SUPPLY FAILURE
No raster, no sound - Fusible Resistor (R71), Rectifier (M1, M2)

LOSS OF PICTURE OR SOUND
No pic, no sound, has raster - V3, V4, Diode (M4), V5
No pic, no sound, has snow - V1, V2
No pic, has sound, has raster - V5, V12
Has pic, no sound - V6, V7

SYNC FAILURE
No vert. sync - V5, V3, V8
No horiz. sync - V5, V3, Diode (M3), V4
No vert. or horiz. sync - V5, V3

SWEEP FAILURE
No raster, has sound - V4, V9, V10, V11, V12
No vertical deflection - V8
Poor vert. linearity or foldover - V8
Poor horiz. linearity or foldover - V4, V9, V10
Narrow picture - V4, V9, V10, M1, M2
Vert. off freq. - V5, V3, V8
Horiz. off freq. - V5, V3, M3, V4

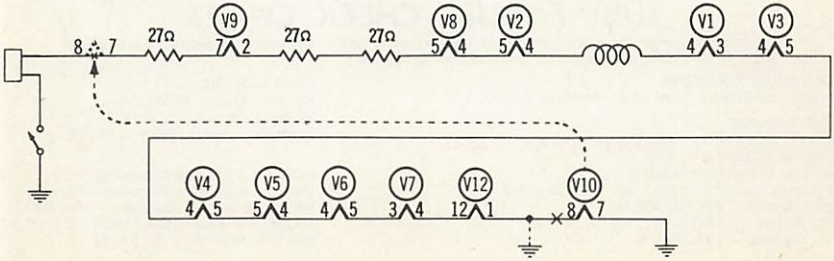

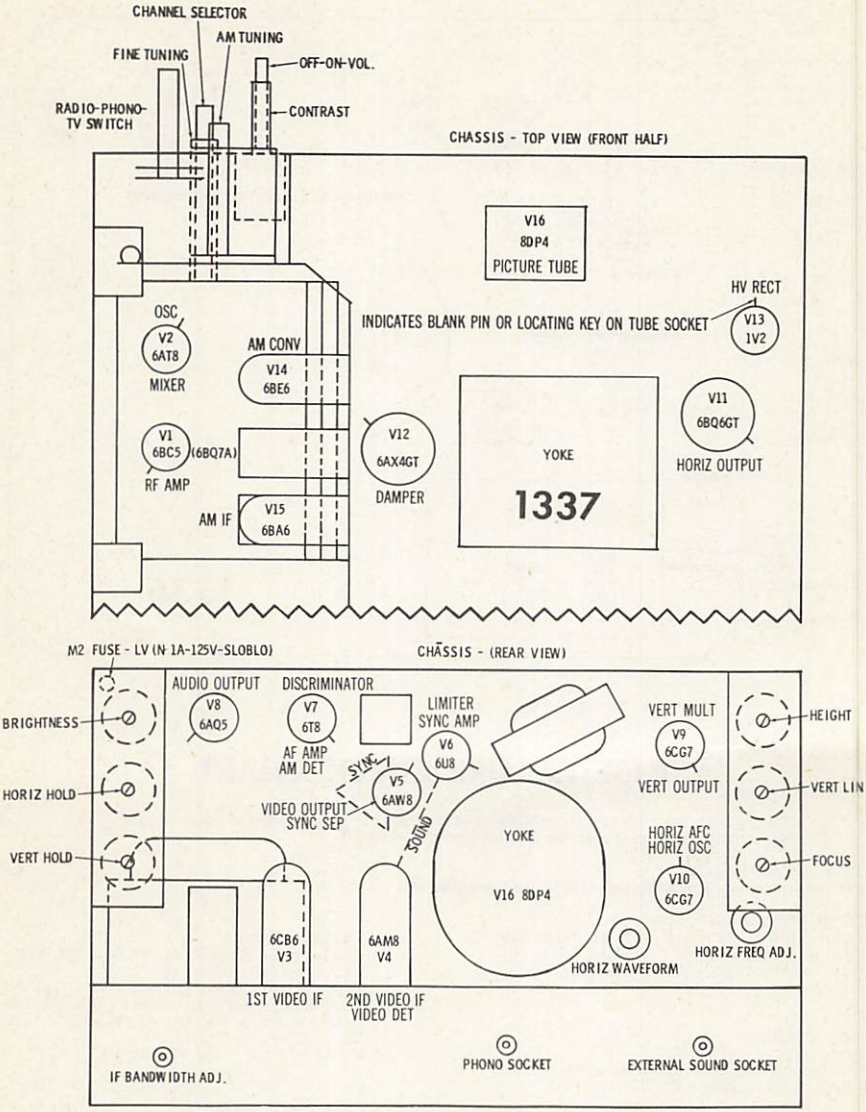

TUBE FAILURE CHECK CHART

The following chart lists tubes whose failures are most likely to produce the indicated symptoms. Refer to tube placement chart for location and type of tube.

POWER SUPPLY FAILURE
No raster, no sound - Fuse (M2), Rectifier (M1)

SWEEP FAILURE
No raster, has sound - V10, V11, V12, V13, V16
No vertical deflection - V9
Poor vert. linearity or foldover - V9
Poor horiz. linearity or foldover - V10, V11, V12
Narrow picture - V10, V11, V12, M1
Vert. off freq. - V5, V6, V9
Horiz. off freq. - V5, V6, V10

SYNC FAILURE
No vert. sync - V5, V6, V9
No horiz. sync - V5, V6, V10
No vert. or horiz. sync - V5, V6

LOSS OF PICTURE OR SOUND
No pic, no sound, has raster - V3, V4
No pic, no sound, has snow - V1, V2
No pic, has sound, has raster - V4, V5, V16
Has pic, no sound - V6, V7, V8

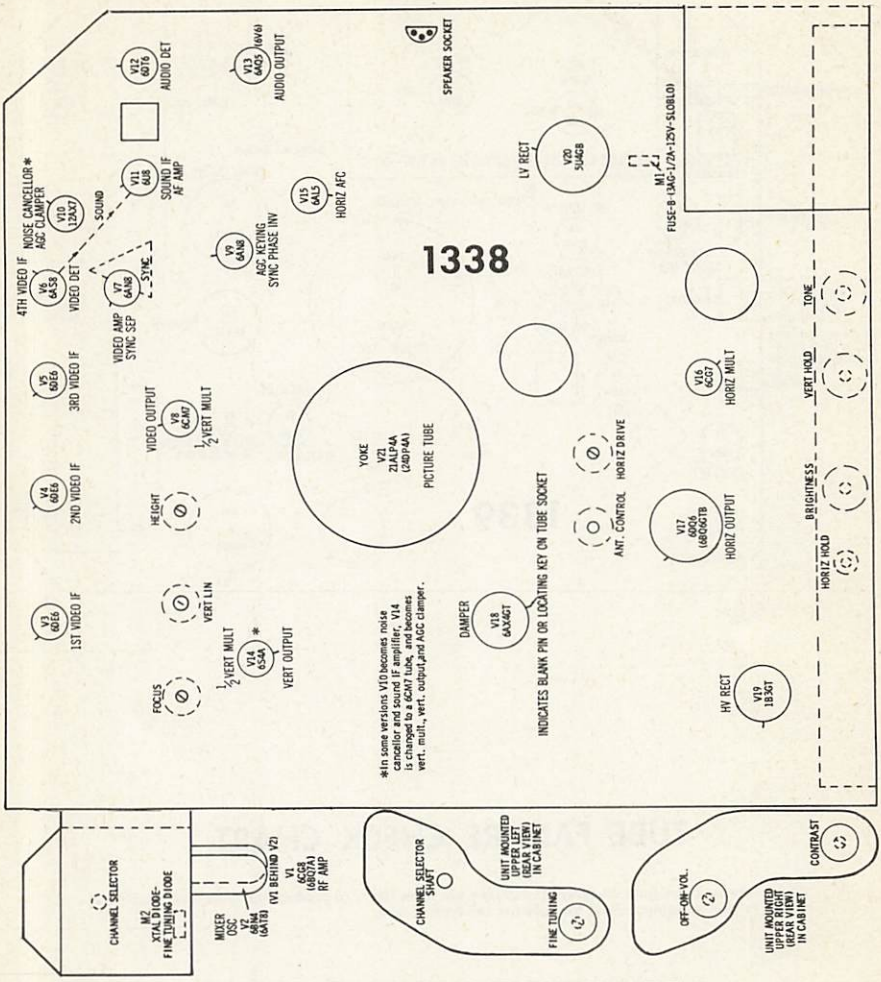

TUBE FAILURE CHECK CHART

The following chart lists tubes whose failures are most likely to produce the indicated symptoms. Refer to tube placement chart for location and type of tube.

POWER SUPPLY FAILURE
No raster, no sound - Fuse (M1, M2), V20

LOSS OF PICTURE OR SOUND
No pic, no sound, has raster - V3, V4, V5, V6, V7, V8, V21
No pic, no sound, has snow - V1, V2, V3
No pic, has sound, has raster - V7, V8, V21
Has pic, no sound - V11, V12, V13
Overloaded picture - V9

SYNC FAILURE
No vert. sync - V10, V7, V9, V8, V14
No horiz. sync - V10, V7, V9, V15, V16
No vert. or horiz. sync - V10, V7, V9

SWEEP FAILURE
No raster, has sound -V15, V16, V17, V18, V19, V21
No vertical deflection - V8, V14
Poor vert. linearity or foldover -V8, V14
Poor horiz. linearity or foldover - V16, V17, V18
Narrow picture - V16, V17, V18, V20
Vert. off freq. - V10, V7, V9, V8, V14
Horiz. off freq. - V10, V7, V9, V15, V16

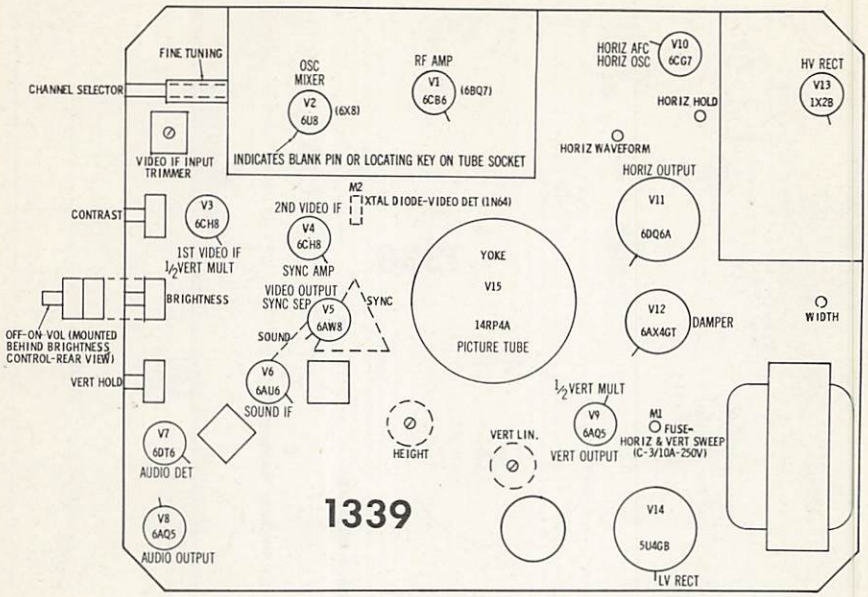

TUBE FAILURE CHECK CHART

The following chart lists tubes whose failures are most likely to produce the indicated symptoms. Refer to tube placement chart for location and type of tube.

POWER SUPPLY FAILURE
No raster, no sound - V14

LOSS OF PICTURE OR SOUND
No pic, no sound, has raster - V3, V4, Diode (M2), V5
No pic, no sound, has snow - V1, V2
No pic, has sound, has raster - V5, V15
Has pic, no sound - V6, V7, V8

SYNC FAILURE
No vert. sync - V3, V4, V5, V9
No horiz. sync - V4, V5, V10
No vert. or horiz. sync - V4, V5

SWEEP FAILURE
No raster, has sound - V10, V11, V12, V13, V15, Fuse (M1)
No vertical deflection - V3, V9
Poor vert. linearity or foldover - V3, V9
Poor horiz. linearity or foldover - V10, V11, V12
Narrow picture - V10, V11, V12, V14
Vert. off freq. - V3, V4, V5, V9
Horiz. off freq. - V4, V5, V10

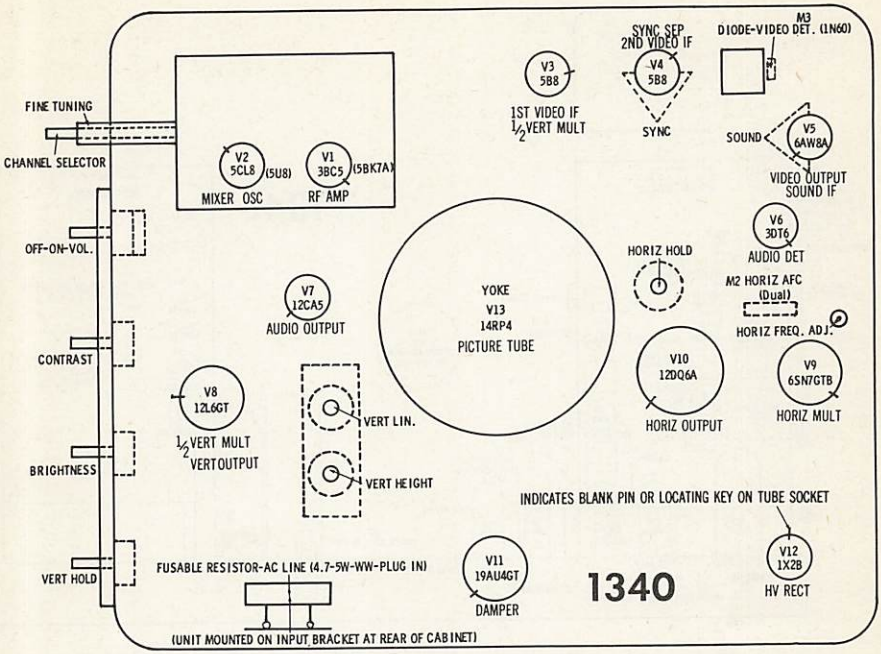

TUBE FAILURE CHECK CHART

The following chart lists tubes whose failures are most likely to produce the indicated symptoms. Refer to tube placement chart for location and type of tube.

POWER SUPPLY FAILURE
No raster, no sound - Fusible Resistor (R68), Rectifier (M1)

LOSS OF PICTURE OR SOUND
No pic, no sound, has raster - V3, V4, Diode (M3), V5
No pic, no sound, has snow - V1, V2
No pic, has sound, has raster - V5, V13
Has pic, no sound - V5, V6, V7

SYNC FAILURE
No vert. sync - V3, V4, V8
No horiz. sync - V4, Diode (M2), V9
No vert. or horiz. sync - V4

SWEEP FAILURE
No raster, has sound - M2, V9, V10, V11, V12, V13
No vertical deflection - V3, V8
Poor vert. linearity or foldover - V3, V8
Poor horiz. linearity or foldover - V9, V10, V11
Narrow picture - V9, V10, V11, M1
Vert. off freq. - V3, V4, V8
Horiz. off freq. - V4, M2, V9

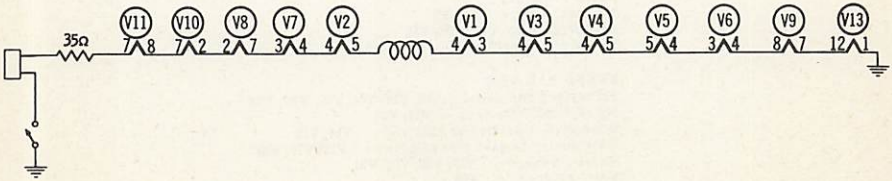

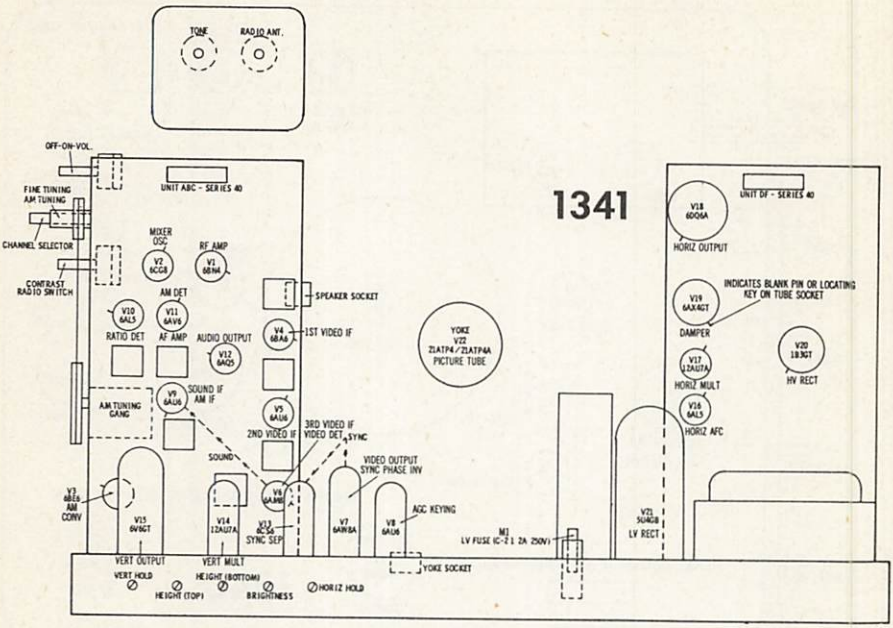

TUBE FAILURE CHECK CHART

The following chart lists tubes whose failures are most likely to produce the indicated symptoms. Refer to tube placement chart for location and type of tube.

POWER SUPPLY FAILURE
No raster, no sound - Fuse (M1), V21

LOSS OF PICTURE OR SOUND
No pic, no sound, has raster - V4, V5, V6, V8
No pic, no sound, has snow - V1, V2, V4
No pic, has sound, has raster - V7, V22
Has pic, no sound - V9, V10, V11, V12
Overloaded picture - V8

SYNC FAILURE
No vert. sync - V13, V7
No horiz. sync - V13, V7, V16
No vert. or horiz. sync - V13, V7

SWEEP FAILURE
No raster, has sound - V16, V17, V18, V19, V20, V22
No vertical deflection - V14, V15
Poor vert. linearity or foldover - V14, V15
Poor horiz. linearity or foldover - V17, V18, V19
Narrow picture - V17, V18, V19, V21
Vert. off freq. - V14
Horiz. off freq. - V16, V17

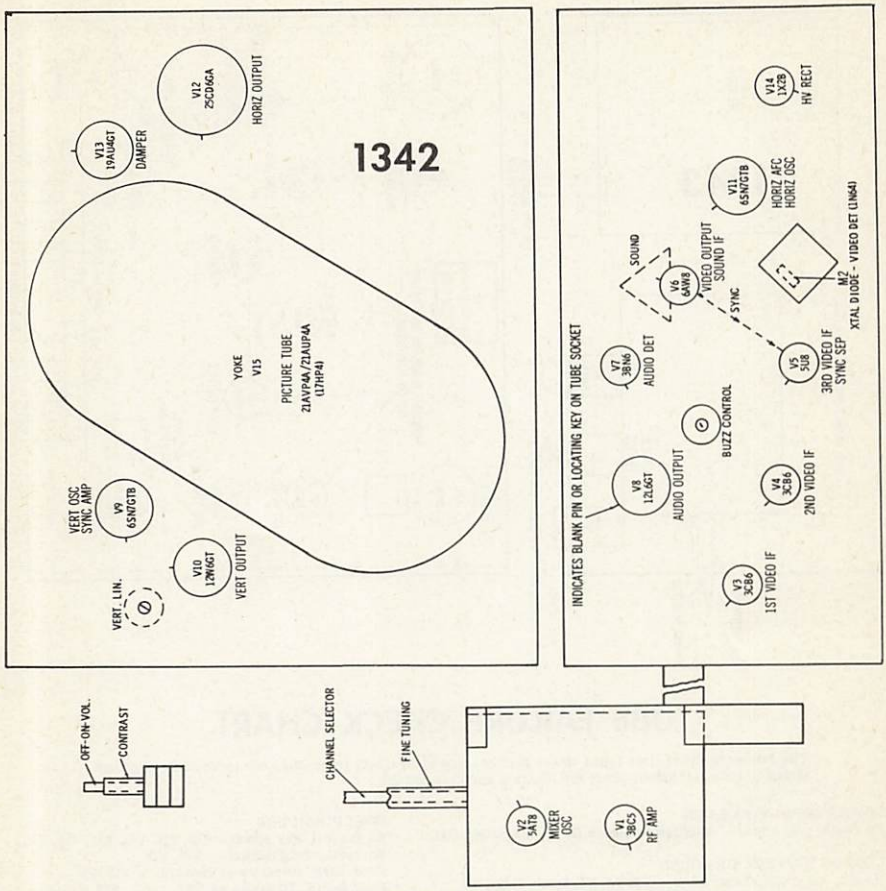

TUBE FAILURE CHECK CHART

The following chart lists tubes whose failures are most likely to produce the indicated symptoms. Refer to tube placement chart for location and type of tube.

POWER SUPPLY FAILURE
No raster, no sound - Fusible Resistor (R77), Rectifier (M1)

SWEEP FAILURE
No raster, has sound - V11, V12, V13, V14, V15
No vertical deflection - V9, V10
Poor vert. linearity or foldover - V9, V10
Poor horiz. linearity or foldover - V11, V12, V13
Narrow picture - V11, V12, V13, M1
Vert. off freq. - V9
Horiz. off freq. - V11

SYNC FAILURE
No vert. sync - V5, V9
No horiz. sync - V5, V9
No vert. or horiz. sync - V5, V9

LOSS OF PICTURE OR SOUND
No pic, no sound, has raster - V3, V4, V5, Diode (M2), V6
No pic, no sound, has snow - V1, V2, V3
No pic, has sound, has raster - V6, V15
Has pic, no sound - V6, V7, V8



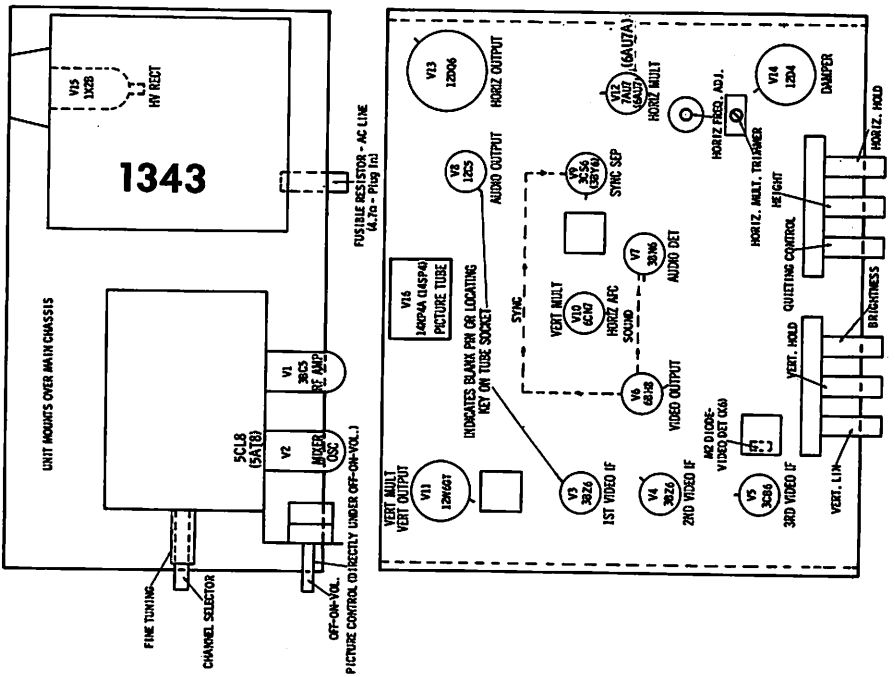

TUBE FAILURE CHECK CHART

The following chart lists tubes whose failures are most likely to produce the indicated symptoms. Refer to tube placement chart for location and type of tube.

POWER SUPPLY FAILURE
No raster, no sound - Fusible Resistor (R82), Rectifier (M1)

LOSS OF PICTURE OR SOUND
No pic, no sound, has raster - V3, V4, V5, Diode (M2), V6
No pic, no sound, has snow - V1, V2, V3
No pic, has sound, has raster - V6, V16
Has pic, no sound - V7, V8

SYNC FAILURE
No vert. sync - V9, V10
No horiz. sync - V9, V10
No vert. or horiz. sync - V9

SWEEP FAILURE
No raster, has sound - V10, V12, V13, V14, V15, V16
No vertical deflection - V10, V11
Poor vert. linearity or foldover - V10, V11
Poor horiz. linearity or foldover - V12, V13, V14
Narrow picture - V12, V13, V14, M1
Vert. off freq. - V10, V11
Horiz. off freq. - V10, V12

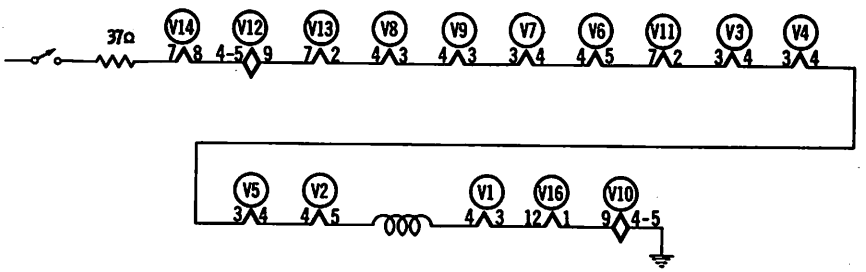

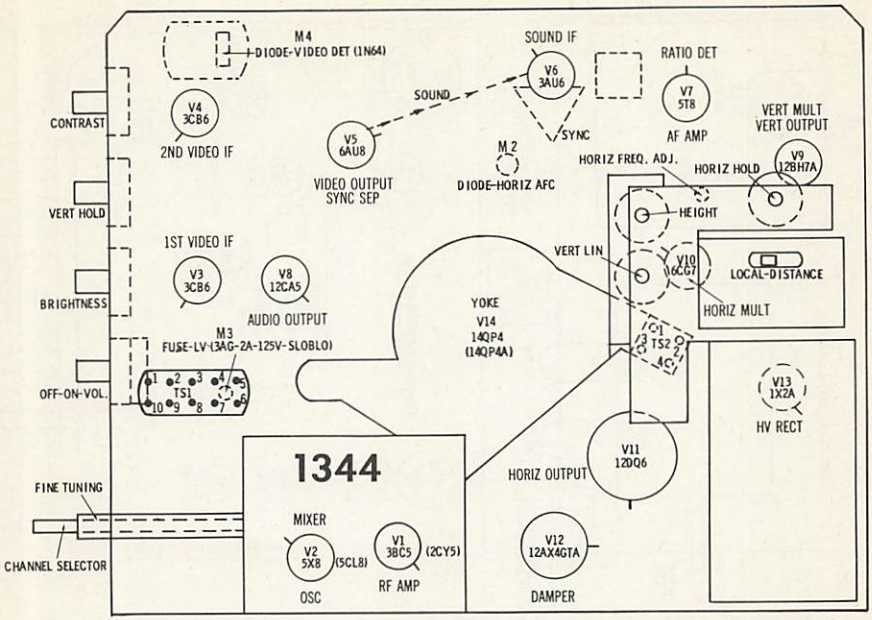

TUBE FAILURE CHECK CHART

The following chart lists tubes whose failures are most likely to produce the indicated symptoms. Refer to tube placement chart for location and type of tube.

POWER SUPPLY FAILURE
No raster, no sound - Fuse (M3), Fusible Resistor (R83), Rectifier (M1)

LOSS OF PICTURE OR SOUND
No pic, no sound, has raster - V3, V4, Diode (M4), V5
No pic, no sound, has snow - V1, V2
No pic, has sound, has raster - V5, V14
Has pic, no sound - V6, V7, V8

SYNC FAILURE
No vert. sync - V5
No horiz. sync - V5, Diode (M2)
No vert. or horiz. sync - V5

SWEEP FAILURE
No raster, has sound - M2, V10, V11, V12, V13, V14
No vertical deflection - V9
Poor vert. linearity or foldover - V9
Poor horiz. linearity or foldover - V10, V11, V12
Narrow picture - V10, V11, V12, M1
Vert. off freq. - V9
Horiz. off freq. - V10

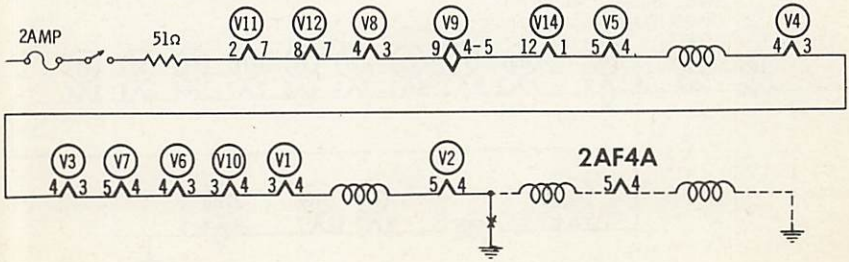

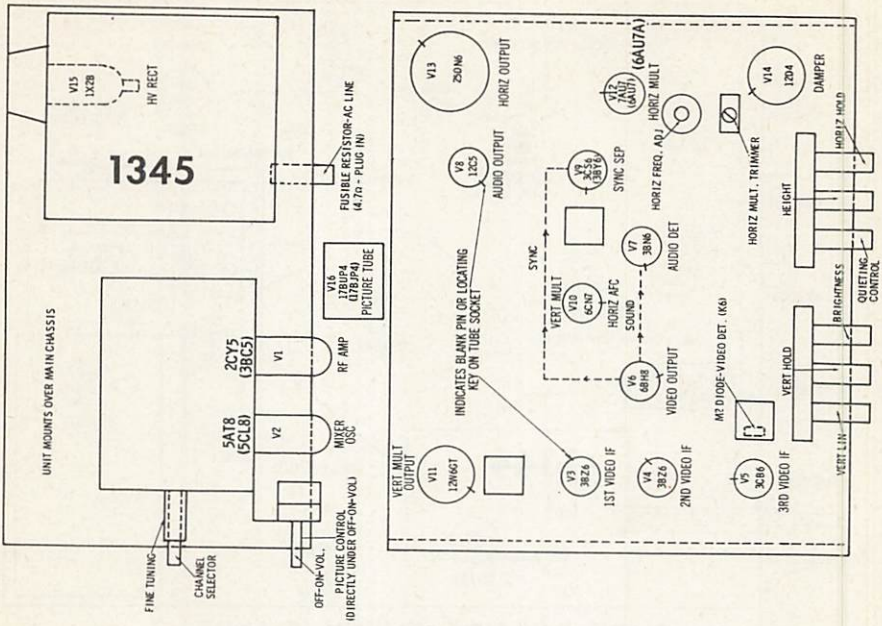

TUBE FAILURE CHECK CHART

The following chart lists tubes whose failures are most likely to produce the indicated symptoms. Refer to tube placement chart for location and type of tube.

POWER SUPPLY FAILURE
No raster, no sound - **Fusible Resistor (R85), Rectifier (M1)**

LOSS OF PICTURE OR SOUND
No pic, no sound, has raster - **V3, V4, V5, Diode (M2), V6**
No pic, no sound, has snow - **V1, V2, V3**
No pic, has sound, has raster - **V6, V16**
Has pic, no sound - **V7, V8**

SYNC FAILURE
No vert. sync - **V9**
No horiz. sync - **V9, V10**
No vert. or horiz. sync - **V9**

SWEEP FAILURE
No raster, has sound - **V10, V12, V13, V14, V15, V16**
No vertical deflection - **V10, V11**
Poor vert. linearity or foldover - **V10, V11**
Poor horiz. linearity or foldover - **V12, V13, V14**
Narrow picture - **V12, V13, V14, M1**
Vert. off freq. - **V10, V11**
Horiz. off freq. - **V12**

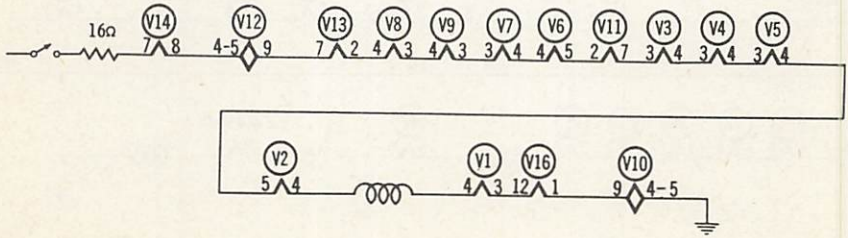

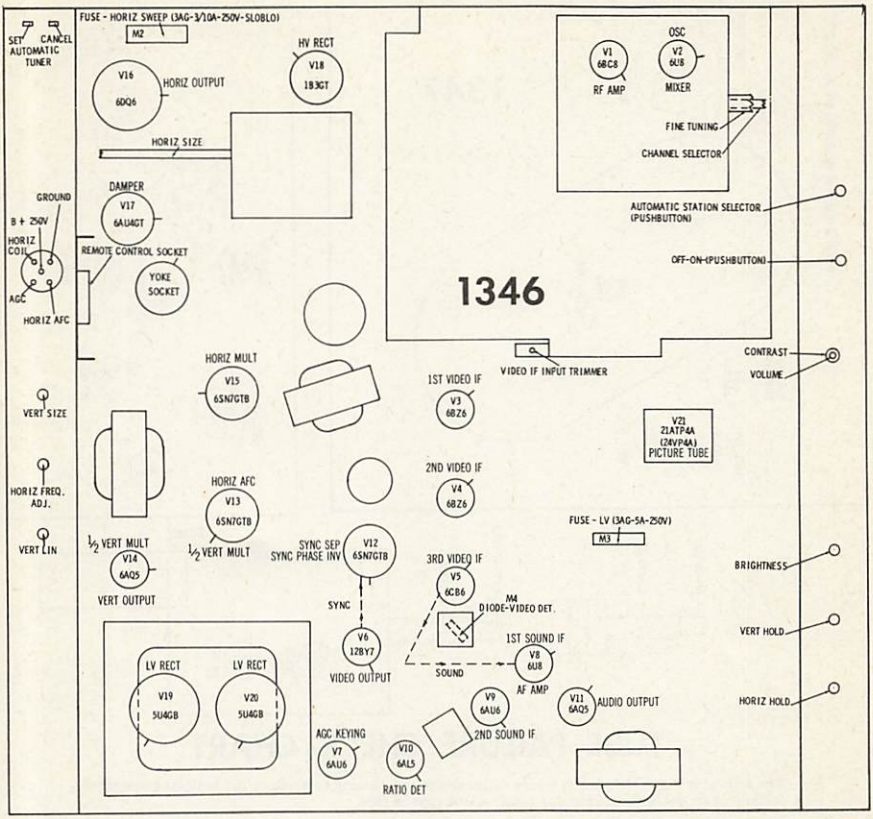

TUBE FAILURE CHECK CHART

The following chart lists tubes whose failures are most likely to produce the indicated symptoms. Refer to tube placement chart for location and type of tube.

POWER SUPPLY FAILURE
No raster, no sound - Fuse (M1, M3), V19, V20

LOSS OF PICTURE OR SOUND
No pic, no sound, has raster - V3, V4, V5, Diode (M4), V7
No pic, no sound, has snow - V1, V2, V3
No pic, has sound, has raster - V6, V21
Has pic, no sound - V8, V9, V10, V11
Overloaded picture - V7

SYNC FAILURE
No vert. sync - V12
No horiz. sync - V12, V13
No vert. or horiz. sync - V12

SWEEP FAILURE
No raster, has sound - V13, V15, V16, V17, V18, V21, Fuse (M2)
No vertical deflection - V13, V14
Poor vert. linearity or foldover - V13, V14
Poor horiz. linearity or foldover - V15, V16, V17
Narrow picture - V15, V16, V17, V19, V20
Vert. off freq. - V13, V14
Horiz. off freq. - V15

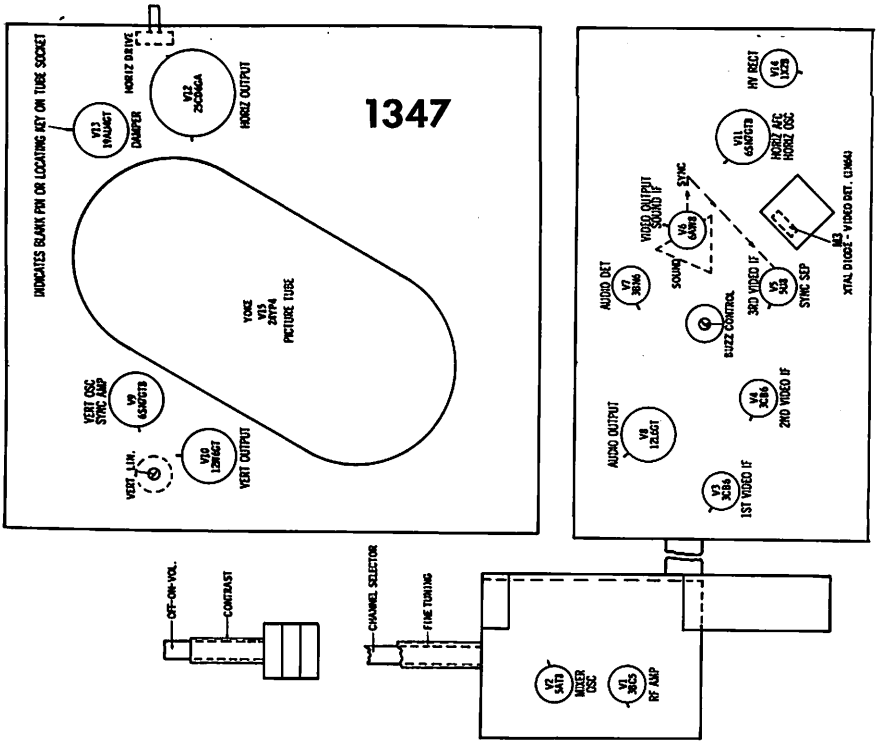

TUBE FAILURE CHECK CHART

The following chart lists tubes whose failures are most likely to produce the indicated symptoms. Refer to tube placement chart for location and type of tube.

POWER SUPPLY FAILURE
No raster, no sound - Fusible Resistor (R82), Rectifiers (M1, M2), V8

LOSS OF PICTURE OR SOUND
No pic, no sound, has raster - V3, V4, V5, Diode (M3), V6
No pic, no sound, has snow - V1, V2, V3
No pic, has sound, has raster - V6, V15
Has pic, no sound - V6, V7, V8

SYNC FAILURE
No vert. sync - V5, V9, V8
No horiz. sync - V5, V9, V11, V8
No vert. or horiz. sync - V5, V9, V8

SWEEP FAILURE
No raster, has sound - V11, V12, V13, V14, V15, V8
No vertical deflection - V9, V10
Poor vert. linearity or foldover - V9, V10
Poor horiz. linearity or foldover - V11, V12, V13, V8
Narrow picture - V11, V12, V13, V8, M1, M2
Vert. off freq. - V9
Horiz. off freq. - V11

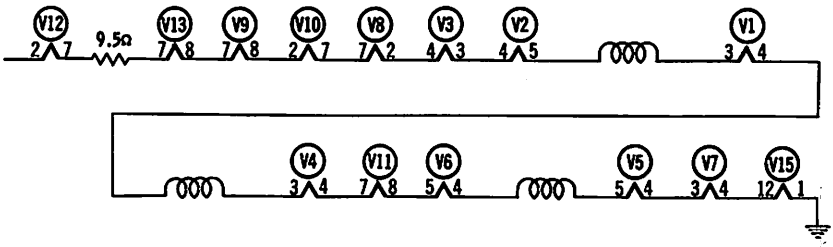

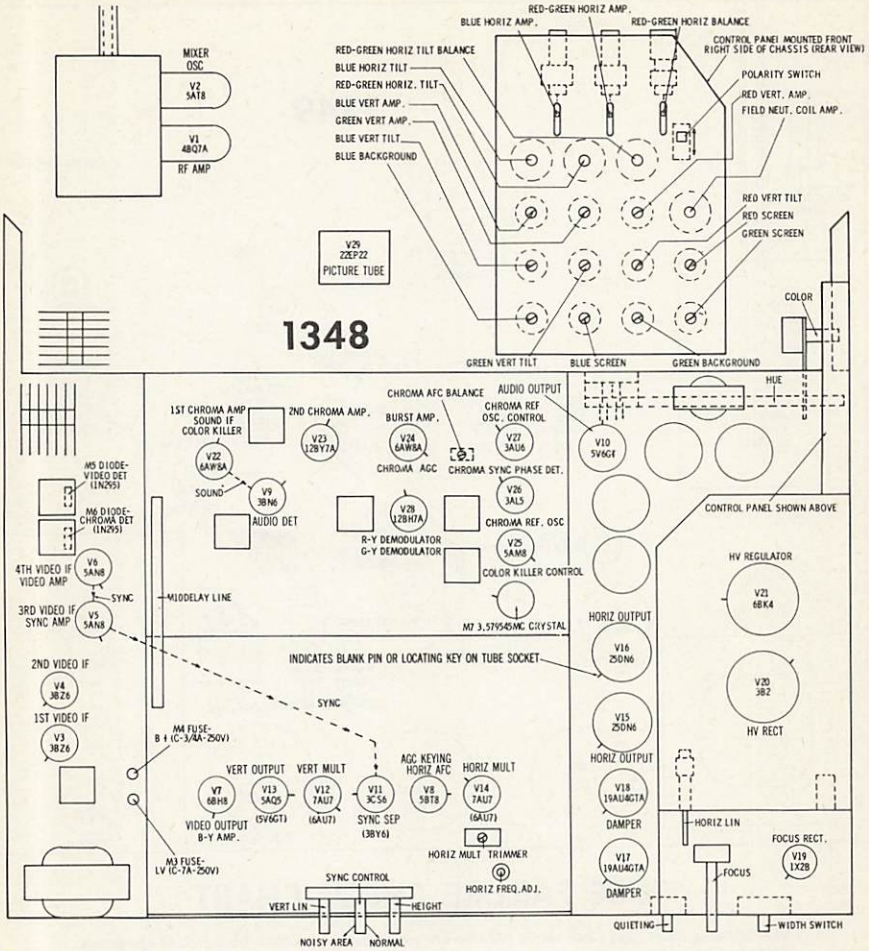
1348
MIXER OSC
V2 5AT8
V1 4BQ7A
RF AMP
V29 22EP22 PICTURE TUBE
RED-GREEN HORIZ AMP.
BLUE HORIZ AMP.
RED-GREEN HORIZ BALANCE
CONTROL PANEL MOUNTED FRONT RIGHT SIDE OF CHASSIS (REAR VIEW)
RED-GREEN HORIZ TILT BALANCE
BLUE HORIZ TILT
RED-GREEN HORIZ. TILT
BLUE VERT AMP.
GREEN VERT AMP.
BLUE VERT TILT
BLUE BACKGROUND
POLARITY SWITCH
RED VERT. AMP.
FIELD NEUT. COIL AMP.
RED VERT TILT
RED SCREEN
GREEN SCREEN
COLOR
GREEN VERT TILT
BLUE SCREEN
GREEN BACKGROUND
HUE
CONTROL PANEL SHOWN ABOVE
1ST CHROMA AMP SOUND IF COLOR KILLER
2ND CHROMA AMP.
V23 12BY7A
V22 6AW8A
SOUND
V9 3BN6
AUDIO DET
M5 DIODE-VIDEO DET (1N295)
M6 DIODE-CHROMA DET (1N295)
4TH VIDEO IF VIDEO AMP
V6 5AN8
SYNC
3RD VIDEO IF SYNC AMP
V5 5AN8
M10DELAY LINE
2ND VIDEO IF
V4 3BZ6
1ST VIDEO IF
V3 3BZ6
M4 FUSE-B + (C-3/4A-250V)
M3 FUSE-LV (C-7A-250V)
CHROMA AFC BALANCE
BURST AMP.
V24 6AW8A
CHROMA AGC
CHROMA SYNC PHASE DET.
AUDIO OUTPUT
CHROMA REF OSC. CONTROL
V27 3AU6
V26 3AL5
CHROMA REF. OSC
V28 12BH7A
R-Y DEMODULATOR
G-Y DEMODULATOR
V25 5AM8
COLOR KILLER CONTROL
M7 3.579545MC CRYSTAL
V10 5V6GT
INDICATES BLANK PIN OR LOCATING KEY ON TUBE SOCKET
SYNC
VERT OUTPUT
VERT MULT
AGC KEYING HORIZ AFC
HORIZ MULT
V7 6BH8
V13 5AQ5
(5V6GT)
V12 7AU7
(6AU7)
V11 3CS6
SYNC SEP
(3BY6)
V8 5BT8
V14 7AU7
(6AU7)
VIDEO OUTPUT B-Y AMP.
HORIZ MULT TRIMMER
HORIZ FREQ. ADJ.
SYNC CONTROL
VERT LIN
HEIGHT
NOISY AREA
NORMAL
HORIZ OUTPUT
V16 25DN6
V15 25DN6
HORIZ OUTPUT
V18 19AU4GTA
DAMPER
V17 19AU4GTA
DAMPER
HV REGULATOR
V21 6BK4
V20 3B2
HV RECT
HORIZ LIN
FOCUS RECT.
V19 1X2B
FOCUS
QUIETING
WIDTH SWITCH

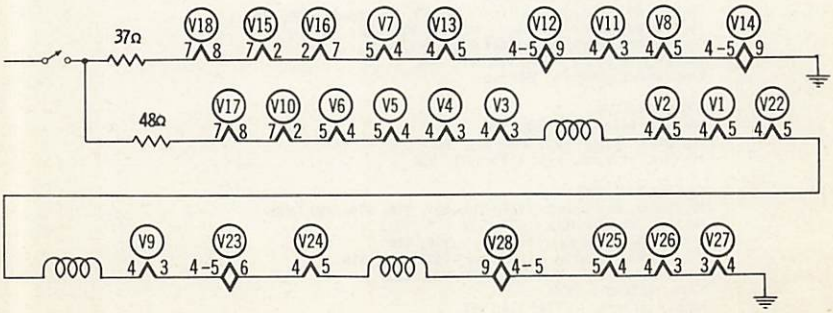
37Ω
48Ω
V18 7/8
V15 7/2
V16 2/7
V7 5/4
V13 4/5
V12 4-5/9
V11 4/3
V8 4/5
V14 4-5/9
V17 7/8
V10 7/2
V6 5/4
V5 5/4
V4 4/3
V3 4/3
V2 4/5
V1 4/5
V22 4/5
V9 4/3
V23 4-5/6
V24 4/5
V28 9/4-5
V25 5/4
V26 4/3
V27 3/4

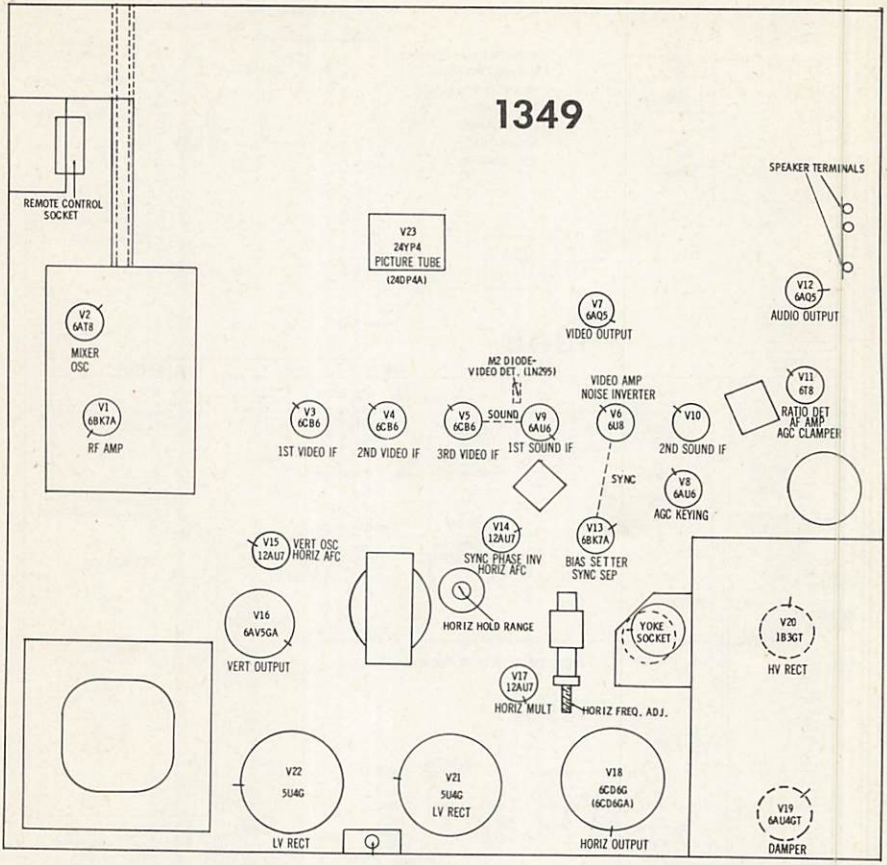

TUBE FAILURE CHECK CHART

The following chart lists tubes whose failures are most likely to produce the indicated symptoms. Refer to tube placement chart for location and type of tube.

POWER SUPPLY FAILURE
No raster, no sound - Fuse (M1), V21, V22

LOSS OF PICTURE OR SOUND
No pic, no sound, has raster - V3, V4, V5, Diode (M2), V8
No pic, no sound, has snow - V1, V2, V3, V11
No pic, has sound, has raster - V6, V7, V23
Has pic, no sound - V9, V10, V11, V12
Overloaded picture - V8

SYNC FAILURE
No vert. sync - V6, V13, V14
No horiz. sync - V6, V13, V14, V15
No vert. or horiz. sync - V6, V13, V14

SWEEP FAILURE
No raster, has sound - V14, V15, V17, V18, V19, V20, V23
No vertical deflection - V15, V16
Poor vert. linearity or foldover - V15, V16
Poor horiz. linearity or foldover - V17, V18, V19
Narrow picture - V17, V18, V19, V21, V22
Vert. off freq. - V15
Horiz. off freq. - V14, V15, V17

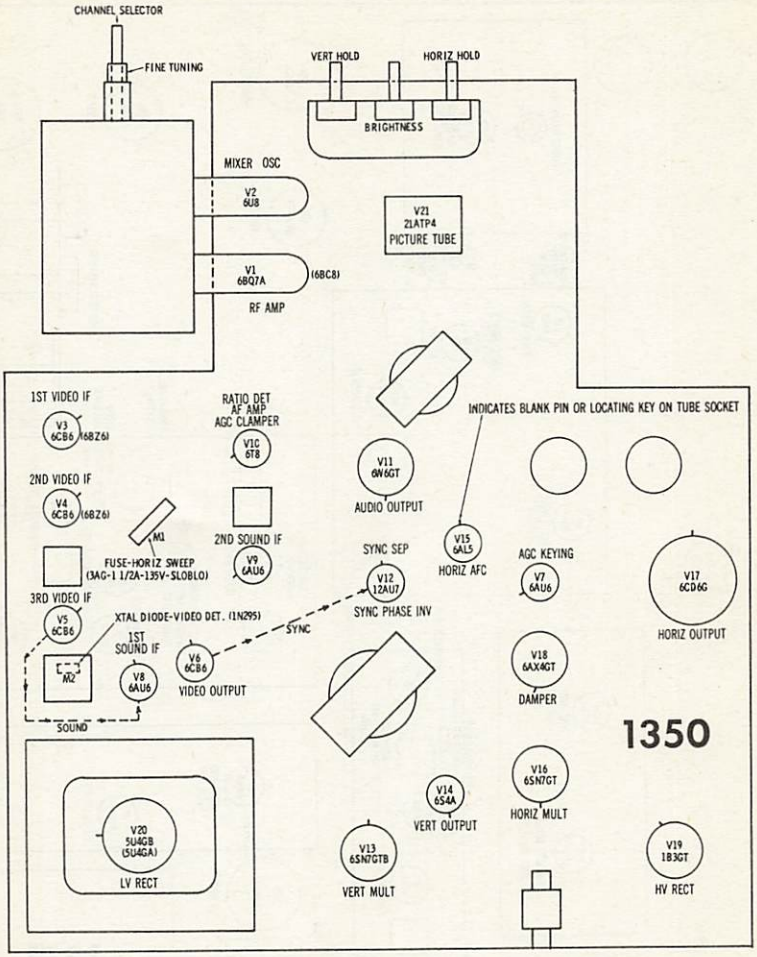

TUBE FAILURE CHECK CHART

The following chart lists tubes whose failures are most likely to produce the indicated symptoms. Refer to tube placement chart for location and type of tube.

LOSS OF PICTURE OR SOUND
No pic, no sound, has raster - V3, V4, V5, Diode (M2), V7, V11
No pic, no sound, has snow - V1, V2, V3, V10, V11
No pic, has sound, has raster - V6, V21
Has pic, no sound - V8, V9, V10, V11
Overloaded picture - V7

SYNC FAILURE
No vert. sync - V12
No horiz. sync - V12, V15
No vert. or horiz. sync - V12

POWER SUPPLY FAILURE
No raster, no sound - V20

SWEEP FAILURE
No raster, has sound - V15, V16, V17, V18, V19, V21, Fuse (M1)
No vertical deflection - V13, V14
Poor vert. linearity or foldover - V13, V14
Poor horiz. linearity or foldover - V16, V17, V18
Narrow picture - V16, V17, V18, V20
Vert. off freq. - V13
Horiz. off freq. - V15, V16

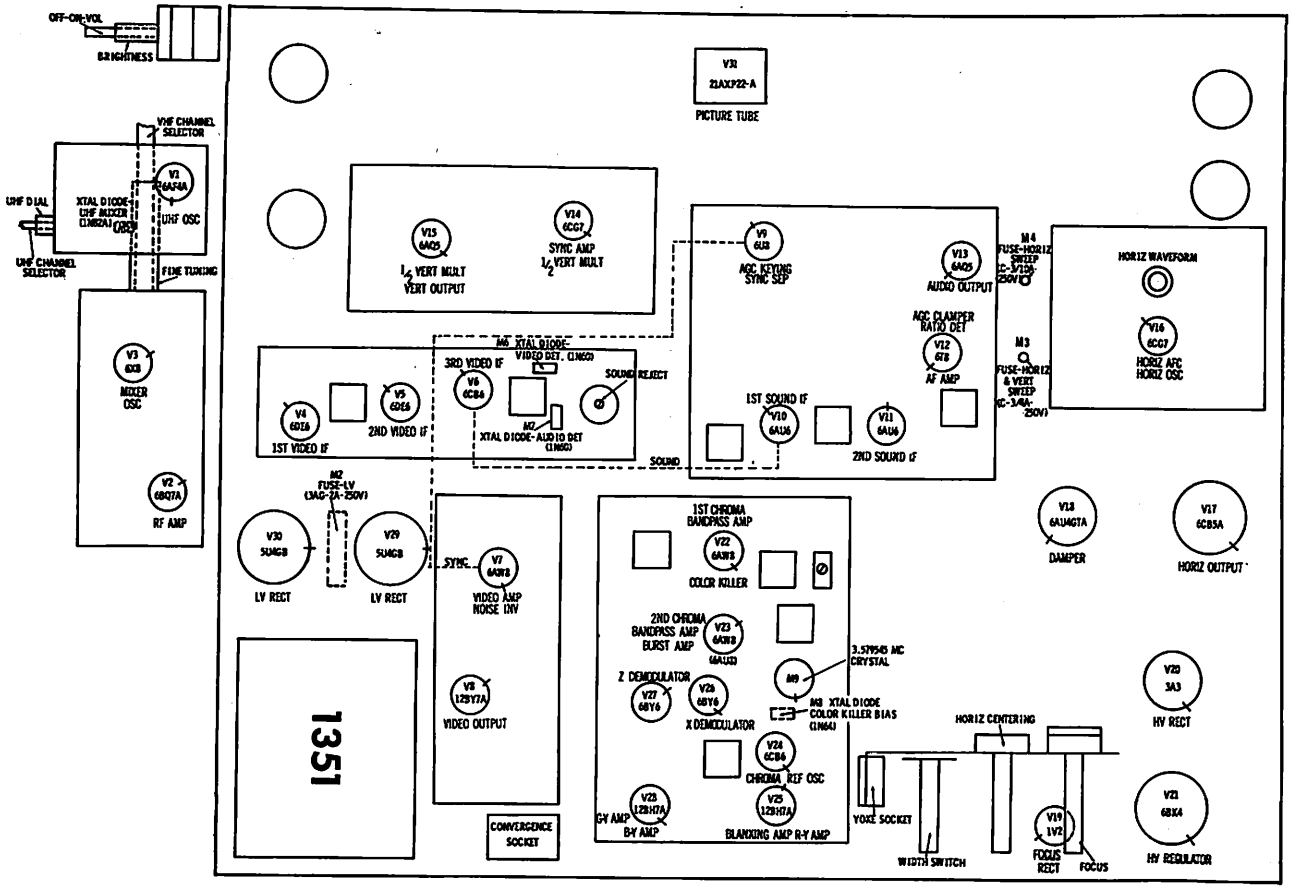
OFF-ON-VOL
BRIGHTNESS
VHF CHANNEL SELECTOR
UHF DIAL
XTAL DIODE-UHF MIXER (1N82A)
V1 6AF4A
UHF OSC
UHF CHANNEL SELECTOR
FINE TUNING
V3 6X8
MIXER OSC
V2 6BQ7A
RF AMP
V31 21AXP22-A
PICTURE TUBE
V15 6AQ5
1/2 VERT MULT VERT OUTPUT
V14 6CG7
SYNC AMP 1/2 VERT MULT
V9 6U8
AGC KEYING SYNC SEP
V13 6AQ5
AUDIO OUTPUT
M4 FUSE-HORIZ SWEEP (C-3/10A-250V)
AGC CLAMPER RATIO DET
V12 6T8
AF AMP
M3 FUSE-HORIZ & VERT SWEEP (C-3/4A-250V)
HORIZ WAVEFORM
V16 6CG7
HORIZ AFC HORIZ OSC
M6 XTAL DIODE-VIDEO DET. (1N60)
3RD VIDEO IF
V6 6CB6
SOUND REJECT
V4 6DT6
1ST VIDEO IF
V5 6DE6
2ND VIDEO IF
M7 XTAL DIODE-AUDIO DET (1N60)
1ST SOUND IF
V10 6AU6
V11 6AU6
2ND SOUND IF
SOUND
M2 FUSE-LV (3AG-2A-250V)
V30 5U4GB
LV RECT
V29 5U4GB
LV RECT
SYNC
V7 6AW8
VIDEO AMP NOISE INV
V8 12BY7A
VIDEO OUTPUT
1351
CONVERGENCE SOCKET
1ST CHROMA BANDPASS AMP
V22 6AW8
COLOR KILLER
2ND CHROMA BANDPASS AMP BURST AMP
V23 6AW8 (6AU8)
3.579545 MC CRYSTAL
M9
Z DEMODULATOR
V27 6BY6
V26 6BY6
X DEMODULATOR
M8 XTAL DIODE COLOR KILLER BIAS (1N64)
V24 6CB6
CHROMA REF OSC
V25 12BH7A
BLANKING AMP R-Y AMP
V23 12BH7A
G-Y AMP B-Y AMP
V18 6AU4GTA
DAMPER
V17 6CB5A
HORIZ OUTPUT
V20 3A3
HV RECT
HORIZ CENTERING
YOKE SOCKET
WIDTH SWITCH
V19 1V2
FOCUS RECT
FOCUS
V21 6BX4
HV REGULATOR

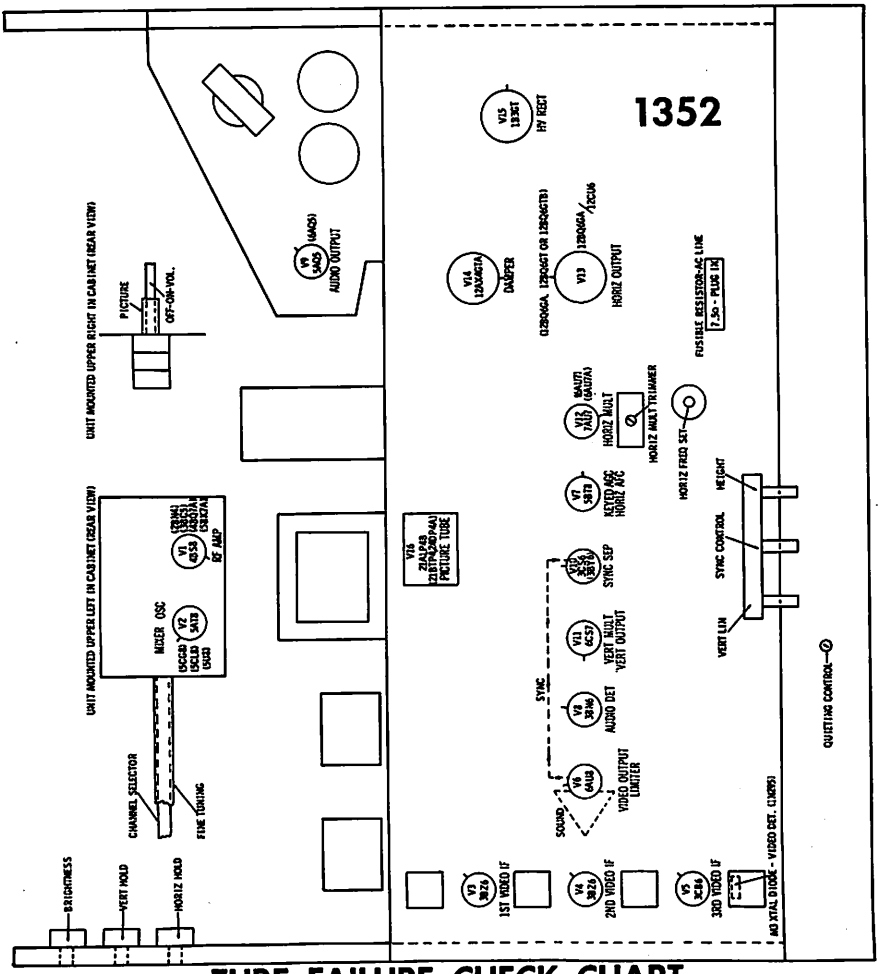

TUBE FAILURE CHECK CHART

The following chart lists tubes whose failures are most likely to produce the indicated symptoms. Refer to tube placement chart for location and type of tube.

SWEEP FAILURE

No raster, has sound - V7, V12, V13, V14, V15, V16
No vertical deflection - V11
Poor vert. linearity or foldover - V11
Poor horiz. linearity or foldover - V12, V13, V14
Narrow picture - V12, V13, V14, M1, M2
Vert. off freq. - V11
Horiz. off freq. - V7, V12

POWER SUPPLY FAILURE

No raster, no sound - Fusible Resistor (R92), Rectifier (M1, M2)

LOSS OF PICTURE OR SOUND

No pic, no sound, has raster - V3, V4, V5, Diode (M3), V6, V7
No pic, no sound, has snow - V1, V2, V3
No pic, has sound, has raster - V6, V16
Has pic, no sound - V6, V8, V9
Overloaded picture - V7

SYNC FAILURE

No vert. sync - V10,
No horiz. sync - V10, V7
No vert. or horiz. sync - V10

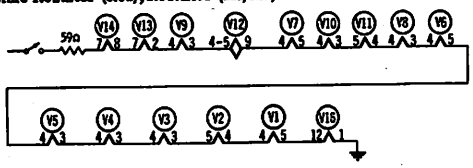

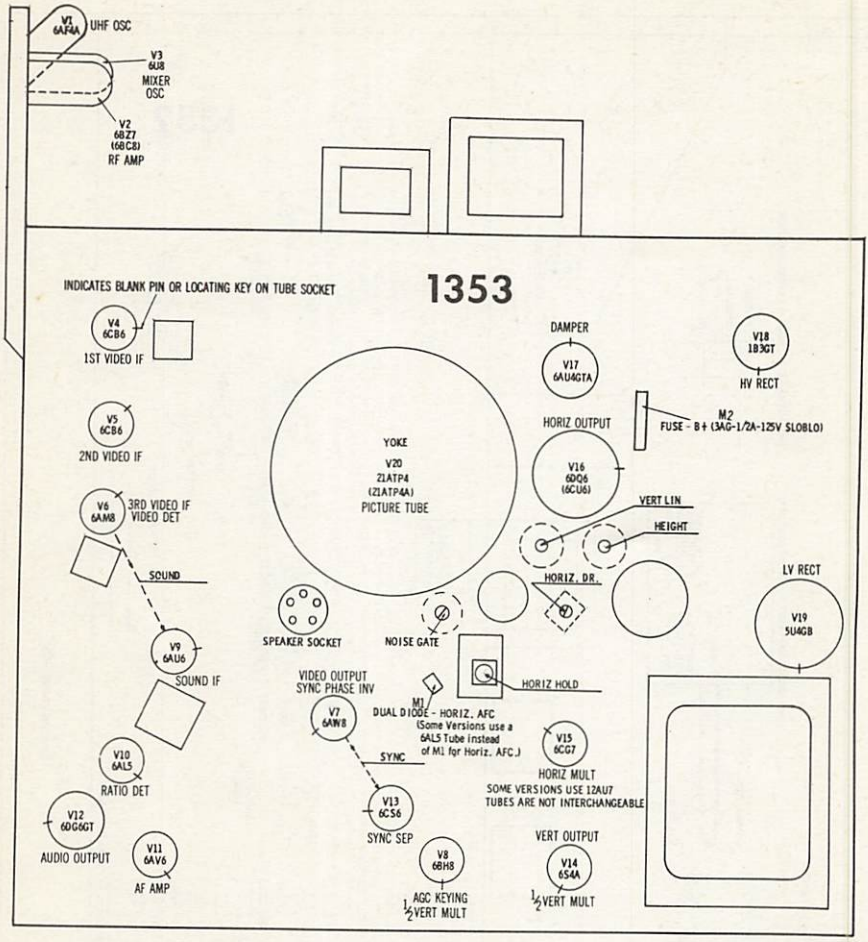

TUBE FAILURE CHECK CHART

The following chart lists tubes whose failures are most likely to produce the indicated symptoms. Refer to tube placement chart for location and type of tube.

POWER SUPPLY FAILURE
No raster, no sound - Fuse (M2), V19

LOSS OF PICTURE OR SOUND
No pic, no sound, has raster - V4, V5, V6, V8
No pic, no sound, has snow - V2, V3, (V1 UHF)
No pic, has sound, has raster - V7, V20
Has pic, no sound - V9, V10, V11, V12
Overloaded picture - V8

SYNC FAILURE
No vert. sync - V13, V7, V12
No horiz. sync - V13, V7, V12, Diode (M1)
No vert. or horiz. sync - V13, V7, V12

SWEEP FAILURE
No raster, has sound - M1, V15, V16, V17, V18, V20
No vertical deflection - V8, V14
Poor vert. linearity or foldover - V8, V14
Poor horiz. linearity or foldover - V15, V16, V17
Narrow picture - V15, V16, V17, V19
Vert. off freq. -V8, V14
Horiz. off freq. - M1, V15

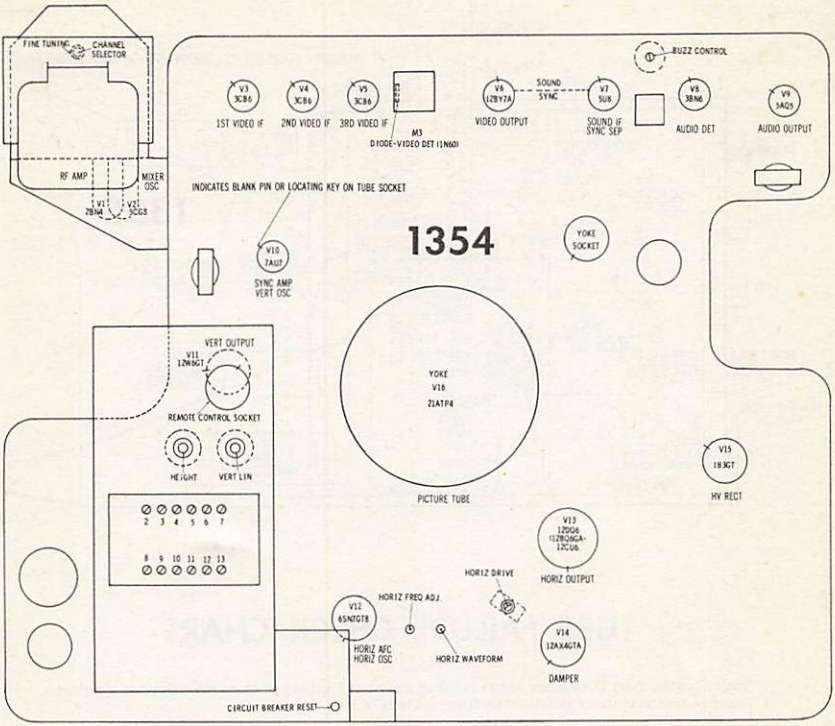

TUBE FAILURE CHECK CHART

The following chart lists tubes whose failures are most likely to produce the indicated symptoms. Refer to tube placement chart for location and type of tube.

POWER SUPPLY FAILURE
No raster, no sound - Overload (M13), Rectifier (M1, M2)

LOSS OF PICTURE OR SOUND
No pic, no sound, has raster - V3, V4, V5, Diode (M3), V6
No pic, no sound, has snow - V1, V2, V3
No pic, has sound, has raster - V6, V16
Has pic, no sound - V7, V8, V9

SYNC FAILURE
No vert. sync - V7, V10
No horiz. sync - V7, V10, V12
No vert. or horiz. sync - V7, V10

SWEEP FAILURE
No raster, has sound - V12, V13, V14, V15, V16
No vertical deflection - V10, V11
Poor vert. linearity or foldover - V10, V11
Poor horiz. linearity or foldover - V12, V13, V14
Narrow picture - V12, V13, V14, M1, M2
Vert. off freq. - V10
Horiz. off freq. - V12

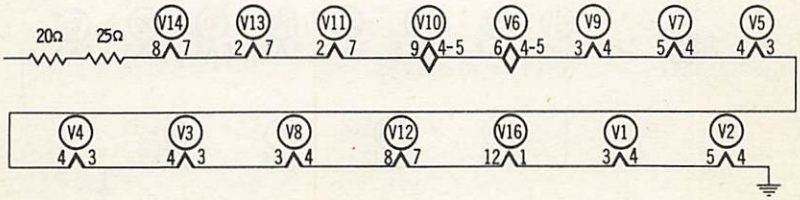

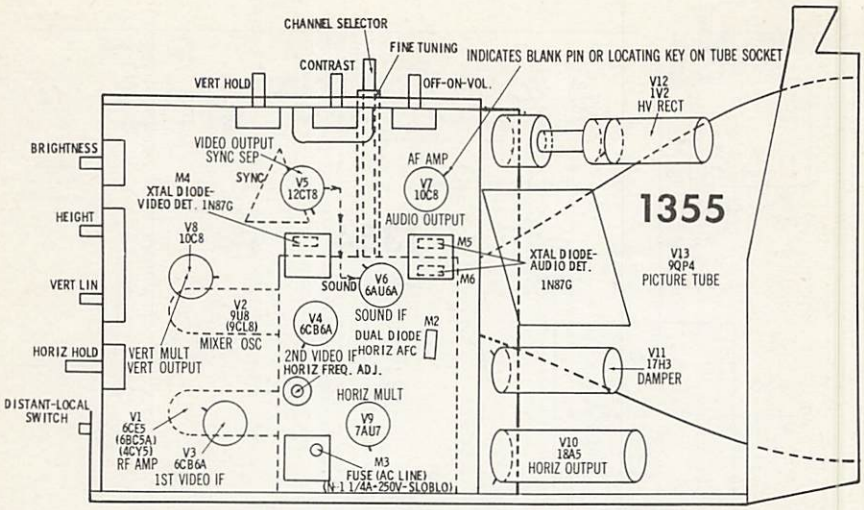

TUBE FAILURE CHECK CHART

The following chart lists tubes whose failures are most likely to produce the indicated symptoms. Refer to tube placement chart for location and type of tube.

POWER SUPPLY FAILURE
No raster, no sound - Fuse (M3), Rectifier (M1)

LOSS OF PICTURE OR SOUND
No pic, no sound, has raster - V3, V4, Diode (M4), V5
No pic, no sound, has snow - V1, V2
No pic, has sound, has raster - V5, V13
Has pic, no sound - V6, V7

SYNC FAILURE
No vert. sync - V5
No horiz. sync - V5, Diode (M2)
No vert. or horiz. sync - V5

SWEEP FAILURE
No raster, has sound - V9, V10, V11, V12, V13
No vertical deflection - V8
Poor vert. linearity or foldover - V8
Poor horiz. linearity or foldover - V9, V10, V11
Narrow picture - V9, V10, V11, M1
Vert. off freq. - V8
Horiz. off freq. - V9

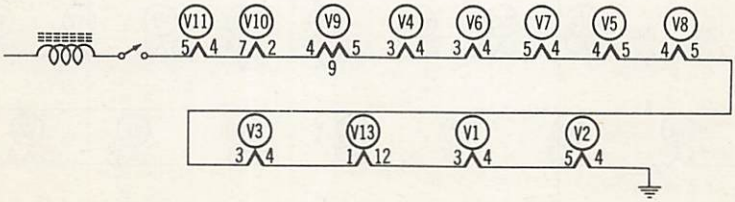

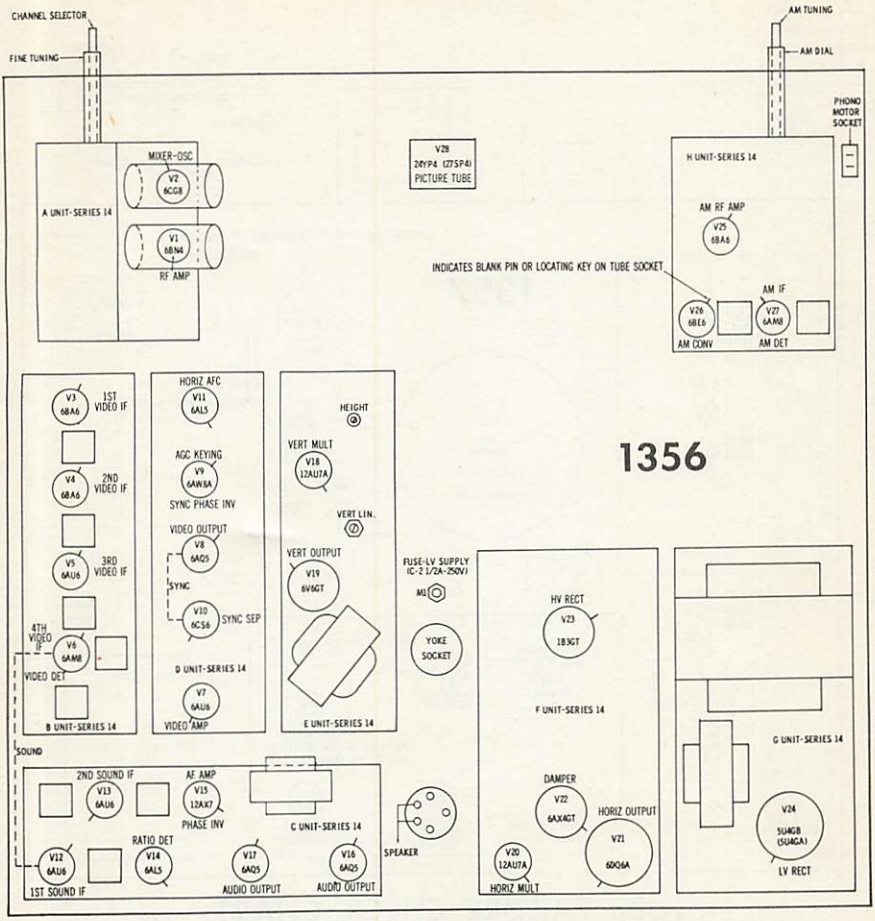

TUBE FAILURE CHECK CHART

The following chart lists tubes whose failures are most likely to produce the indicated symptoms. Refer to tube placement chart for location and type of tube.

POWER SUPPLY FAILURE
No raster, no sound - Fuse (M1), V27

LOSS OF PICTURE OR SOUND
No pic, no sound, has raster - V3, V4, V5, V6, V9
No pic, no sound, has snow - V1, V2, V3
No pic, has sound, has raster - V7, V8, V28
Has pic, no sound - V12, V13, V14, V15, V16, V17
Overloaded picture - V9

SYNC FAILURE
No vert. sync - V10, V9
No horiz. sync - V10, V9, V11
No vert. or horiz. sync - V10, V9

SWEEP FAILURE
No raster, has sound - V20, V21, V22, V23, V28
No vertical deflection - V18, V19
Poor vert. linearity or foldover - V18, V19
Poor horiz. linearity or foldover - V11, V20, V21, V22
Narrow picture - V20, V21, V22, V27
Vert. off freq. - V18
Horiz. off freq. - V11, V20

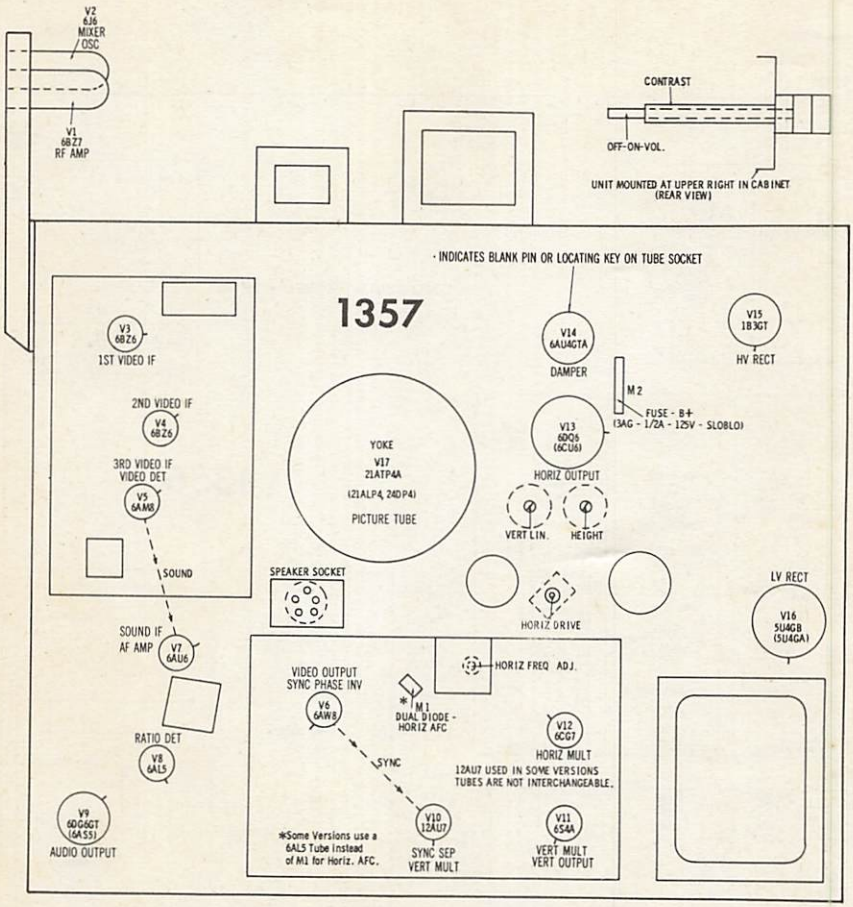

TUBE FAILURE CHECK CHART

The following chart lists tubes whose failures are most likely to produce the indicated symptoms. Refer to tube placement chart for location and type of tube.

POWER SUPPLY FAILURE
No raster, no sound - Fuse (M2), V16

LOSS OF PICTURE OR SOUND
No pic, no sound, has raster - V3, V4, V5, V9
No pic, no sound, has snow - V1, V2, V3, V9
No pic, has sound, has raster - V6, V17, V9
Has pic, no sound - V7, V8, V9

SYNC FAILURE
No vert. sync - V10, V6
No horiz. sync - V10, V6, Diode (M1)
No vert. or horiz. sync - V10, V6

SWEEP FAILURE
No raster, has sound - M1, V12, V13, V14, V15, V17, V9
No vertical deflection - V10, V11
Poor vert. linearity or foldover - V10, V11
Poor horiz. linearity or foldover - V12, V13, V14, V9
Narrow picture - V12, V13, V14, V9, V16
Vert. off freq. - V10, V11
Horiz. off freq. - V12

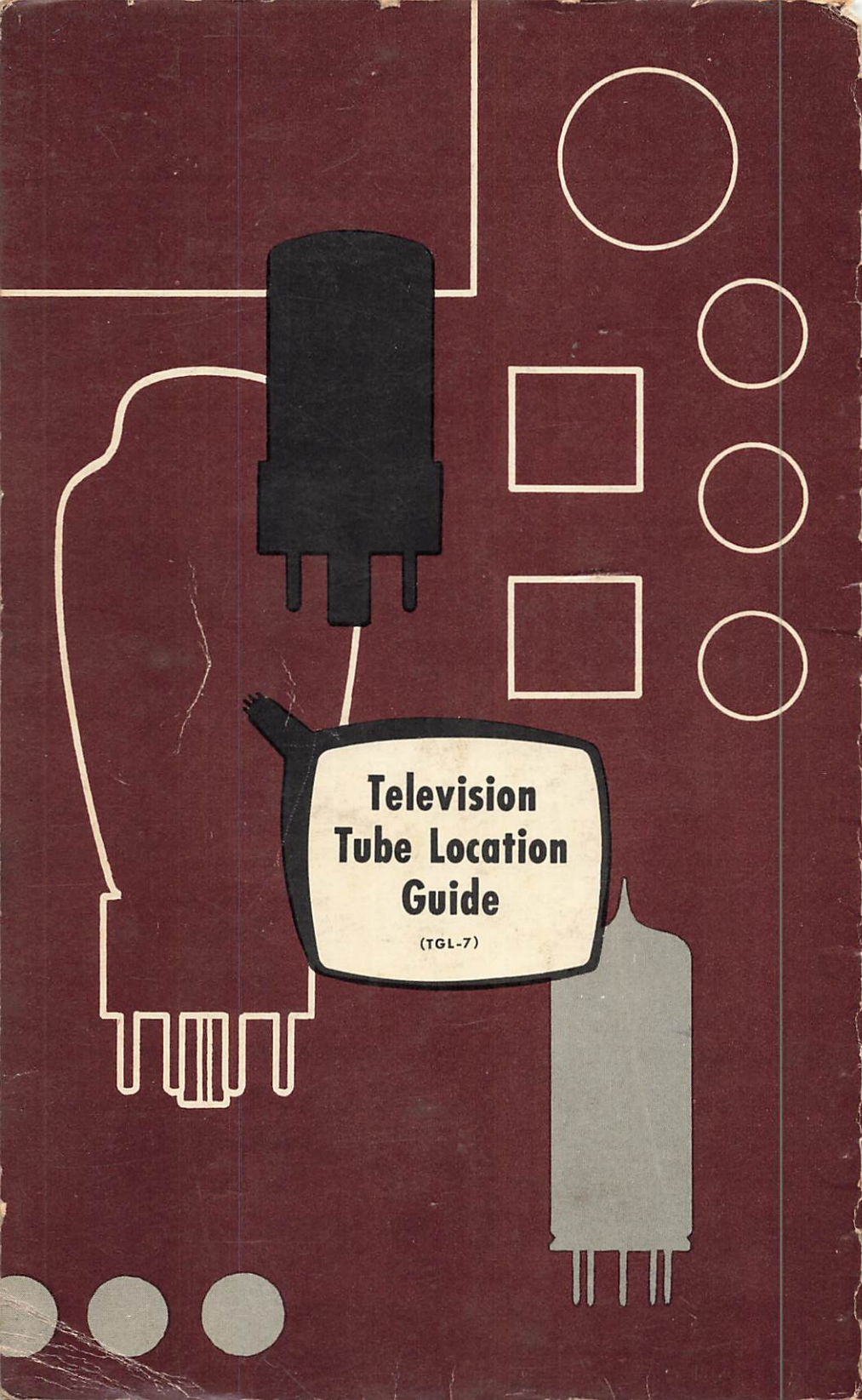
Television
Tube Location
Guide
(TGL-7)