Wireless World

Golden Jubilee Number

APRIL 1961 TWO SHILLINGS

Radio Electronics Television



50 years of progress





3 of a special kind

We make three germanium NPN alloy high speed switching transistors, each one an ace in its own class, and if you don't think that's something to write home about, just look at these brief specifications:

	Maximum V_{cb} (Volts)	Maximum V_{ceo} (Volts)	Maximum I_c (mA)	Minimum f_α (Mc/s)
XA701	25	15	200	3
XA702	25	15	400	5
XA703	25	12	400	10

But before you tell the folks back home about them,
why not drop us a line first and get the whole story? Go on. Ask.

EDISWAN SEMICONDUCTORS
MAZDA

Associated Electrical Industries Limited
Radio & Electronic Components Division
155 Charing Cross Road, London, W.C.2. Telephone: GERrard 9797
CRC G4

Wireless World

ELECTRONICS, RADIO, TELEVISION

APRIL 1961

Managing Editor:

HUGH S. POCOCK, M.I.E.E.

Editor:

F. L. DEVEREUX, B.Sc.

Assistant Editor:

H. W. BARNARD

155 Editorial Comment
156 Since the *Wireless World* Began
185 Low-cost Stereo Amplifier—1 *By E. Jeffery*
191 International Semiconductor Symposium
192 Letters to the Editor
194 Paris International Sound Festival
196 Elements of Electronic Circuits—24 *By J. M. Peters*
198 World of Wireless
200 News from Industry
201 Personalities
203 Fifty Years' Research in Radio Wave Propagation *By R. L. Smith-Rose*
208 Manufacturers' Products
210 Technical Notebook
211 International Electronic Components Show
213 Response Curves and Tone Quality *By M. G. Scroggie*
217 Some Thoughts on Inductance *By Thomas Roddam*
220 Short-wave Conditions
221 Multivibrator Design *By R. C. Foss and M. F. Sizmur*
225 Negative Feedback and Non-Linearity *By "Cathode Ray"*
231 Amateur Teleprinting *By A. C. Gee*
232 Unbiased *By "Free Grid"*
234 Random Reflections *By "Diallist"*
236 April Meetings

VOLUME 67 No 4.

PRICE: TWO SHILLINGS

FIFTY-FIRST YEAR OF PUBLICATION

Iliffe Electrical Publications Ltd. *Managing Director:* H. S. Pocock, M.I.E.E.
Dorset House, Stamford Street, London, S.E.1

Please address to Editor, Advertisement Manager, or Publisher as appropriate

©**Iliffe Electrical Publications Ltd. 1961.** Permission in writing from the Editor must first be obtained before letterpress or illustrations are reproduced from this journal. Brief abstracts or comments are allowed provided acknowledgment to the journal is given.

PUBLISHED MONTHLY (4th Monday of preceding month). *Telephone:* Waterloo 3333 (65 lines). *Telegrams:* "Ethaworld, London-SE1." *Annual Subscriptions: Home and Overseas*, £1 15s. 0d. *Canada and U.S.A.*, $5.00. Second-class mail privileges authorized at New York, N.Y. BRANCH OFFICES: *BIRMINGHAM:* King Edward House, New Street, 2. *Telephone:* Midland 7191. *COVENTRY:* 8-10 Corporation Street. *Telephone:* Coventry 25210. *GLASGOW:* 62, Buchanan Street, C.1. *Telephone:* Central 1265-6. *MANCHESTER:* 260, Deansgate, 3. *Telephone:* Blackfriars 4412. NEW YORK OFFICE: *U.S.A.:* 111, Broadway 6. *Telephone:* Digby 9-1197.

over 30 new circuits are in the **Mullard** REFERENCE MANUAL OF TRANSISTOR CIRCUITS



This new manual of transistor circuitry has been prepared by Mullard engineers, as an up-to-date and readable volume which will be of use and interest to technicians, service engineers, junior designers and electronics students.

It has a page size of 8½" x 5½" and describes more than 60 circuits—over 30 are made generally available for the first time—including both domestic and industrial applications.

308 PAGES · 241 DIAGRAMS · U.K. PRICE 12s. 6d.

PUBLISHED BY MULLARD LTD.

Get your copy of the Mullard "Reference Manual of Transistor Circuits" today from your radio dealer, or order direct from Mullard Ltd. (postage and packing 1s. 0d. extra in U.K.).

MULLARD LIMITED · MULLARD HOUSE · TORRINGTON PLACE · LONDON · W.C.1.

Overseas readers should enquire of their local Mullard Agents.

MVM 10

Wireless World

VOL 67 NO 4 APRIL 1961

HALF A CENTURY

IN 1911 the business and profession of wireless communication was already established, but as yet it had made little impact on the daily lives of most people. There was a certain novelty in sending a telegram "*via* Marconi" and a few amateurs dabbling with spark coils and crystal and electrolytic detectors made a welcome diversion from lantern lectures and microscopy at the local literary and scientific society. But the seeds of future developments had germinated. Every day more ships were being fitted with wireless, and more amateurs were proudly passing their headphones to admiring friends to listen to the musical morse of Clifden or the growl of Eiffel Tower and Poldhu.

Until then technical information had been scattered in occasional articles in the electrical journals and in one or two papers read before the learned societies. Now it was decided that there was sufficient interest to support a journal "the aim of which will be to acquaint the reader with the latest possibilities of this most marvellous invention." Such was the success of the *Marconigraph* that two years later it was decided to give it a new format and a new title in keeping with its wider circulation. In the first editorial of the new series we said, "The *Wireless World* will still be the medium, as was the *Marconigraph*, for the interchange of ideas concerning the further scientific and commercial development of wireless telegraphy, with its bearing upon national and economic interests. But these long words do not mean that we intend to take up the standpoint of a dry and educational science. Our Magazine is to be popular, and while the information we shall print will compel the attention of the scientist, it will not be beyond the scope of the general public."

If at times we seem to have become more complex it is because we reflect the growth of our subject, which even in its beginnings called for more than a little application to gain mastery. We invite those who doubt this to turn up some of our earliest issues (e.g., the series on aerial capacitance by Professor G. W. O. Howe in 1915). While many of our articles have been addressed exclusively to the professional quite as many have been prepared specially for the beginner who may be at the start of his career as a radio engineer or technician or just interested in the subject as an amateur. The dividing line, if indeed one exists, is hard to draw. Many of our readers who earn their living by research on semiconductors or development on microwaves find relaxation as amateur transmitters or high-quality sound enthusiasts. We welcome them all as readers and take this opportunity of thanking them for their sustained interest, which as our recent questionnaire has shown, more often than not is of long standing.

The entity and character of a journal is something which is difficult to define in words. It transcends all outward forms of print and styling; it cannot be detected in the contents of individual articles; it exists as like-minded thought and a community of interests between readers and staff. We are all of different ages, have divergent personal interests and while retaining our independence are prepared to argue, to listen and to learn—all with one object: as far as this journal is concerned to keep the record straight.

Looking back we pay tribute to our predecessors in office, to past members of the staff, to our contributors and to all those whose ability and loyalty have laid the foundations upon which we build. Looking to the future we shall strive to improve our journal as the medium of communication between all whose vocation or interest lies with radio and electronics, to serve as a forum for discussion, as a medium for enlightenment and exposition, and as a bulletin for news of the world of wireless.

"This then is our policy: to be of use and interest to our readers, and through them to be a factor for progress." These words are quoted from Volume 1, No. 1 of *Wireless World* and we can find no reason for altering them today.







SINCE THE

50 Years of Progress As Seen Through Our Pages

THE STATE OF THE ART IN 1911

THE Edwardian age into which *The Marconigraph* was launched was less prone than is the Neo-Elizabethan to the unquestioning acceptance of scientific marvels. Many people still looked upon wireless telegraphy as "against Nature"; as something akin to a music-hall trick. That attitude of mind was certainly not discouraged by wire telegraphy and submarine cable interests, with whom we were to remain in bitter competition for many years. By way of counter-attack, we made great play of the fact that the so-called "KR factor," which limited the speed of cable transmission, did not apply to us. High-speed wireless transmission—which then meant about 60 words per minute—had already been demonstrated experimentally, but the volume of traffic on offer was generally not great enough to encourage its commercial use.

Whatever the reason may have been, wireless telegraphy had hardly made spectacular progress during the first dozen years of its existence. When we began publication there were, according to official figures published later, a mere 1,740 licensed land and ship stations in the whole world.

But that understates the position rather seriously. The United States had not ratified the International Convention and had no licensing system; thus the true number of her stations cannot be ascertained. For once, America had made a slow start in taking up a scientific innovation; when the first wireless-equipped ships sailed from Europe to the New World there were no coastal stations in the North American continent with which they could communicate. But America was soon to catch up, and by 1911 probably had a greater number of stations than any other single country. Going by the few figures available and working backwards from the time when licensing came in, it is fairly safe to guess at a round 1,000, or something not far short of it. Thus the world total of stations in 1911 was over 2,500. The total number of people gaining their livelihood in wireless, from Mr. Marconi himself down to the humblest messenger boy, could hardly have exceeded 8,000.

Though the commercial growth of wireless may have been disappointingly slow, technical progress had been quite impressive. An old-timer dating back to 1911 might make out some sort of case for claiming that the effectiveness of the gear of his period had increased as much since 1897 as it has done between 1911 and the present day. Be that as it may, he would be on

Wireless World BEGAN

Wireless World, the first radio journal, appeared in April, 1911, as The Marconigraph. *The present title was assumed two years later. We were originally published by the Marconi Company and circulated largely among engineers and operators, though from the start there was a public readership. We became an independent journal 36 years ago. This review traces the significant advances in radio and electronics since we began. Except in the introductory section, the material is taken entirely from our own pages. In the introduction an attempt is made to give the reader a glimpse of "what everybody knew" in 1911.*



THE MARCONIGRAPH

No. 1. April, 1911.

OUR frontispiece is a reproduction of the
mendatore Guglielmo Marconi, the inv
magazine.

Mr. Marconi, who was born at Bo
who is Irish on his mother's side, first began
wireless telegraphy in 1895, and in the follo
the first patent ever granted for a practical
of electric waves. Having once demonstrat
to improve this fundamental patent. The
during which he visited nearly every part
Continent of Europe and America, we n
attention he spent on the subject met its
now famous 7,777 patent of 1900 for s
of this remarkable invention, to whic
telegraphy is due, has recently been t
Justice.

Immediately after this wonder
Canada and Great Britain by the
1901, succeeded in receiving sig
St. John's, Newfoundland. The
consider that at the time the ide
men both in lectures and in the

Since this initial success,
other, and to-day a regular s
Glace Bay in Nova Scotia, th
European and American Cor

Mr. Marconi's work h
has been decor

THE WIRELESS WORLD
with which is incorporated
The MARCONIGRAPH

Vol. 1.—No. 1. (NEW SERIES) April, 1913. Subscription 5/0 per annum post free. Price 3d. Post Free 5d.

"The Wireless World" and its Objects.

WITH this number THE WIRELESS WORLD makes its *début*. Its striking and appropriate cover, which we do not think will be regarded as devoid of artistic merit, should make it even more familiar than the red and black design which for two years adorned the cover of the popular MARCONIGRAPH, now merged into the present publication.

THE WIRELESS WORLD will still be the medium, as was THE MARCONIGRAPH, for the interchange of ideas concerning the further scientific and commercial development of wireless telegraphy, with its bearing upon national and economic interests. But these long words do not mean that we intend to take up the standpoint of
and educational

and Germany was the fact recognised that radio apparatus is an important weapon of war, and that international safety may be involved in the delay in developing and extending radiotelegraphy concomitant with the advance made by rival Powers.

If the situation has been accurately described—and we do not think there will be found anyone to doubt it—it raises the question of training for men who may be able to operate wireless apparatus and maintain communication with every part of the country in times of national danger. It is not enough to perfect the
there is no person



A "coil set"; the kind of transmitter that was going out as we came in. Right to left: induction coil, spark gap, "battery" of Leyden jar condensers, "jigger."

pretty sure grounds in going on to claim that by 1911 the foundations of nearly all modern techniques had been laid and the majority of the great basic inventions had been made. Practitioners of the art certainly did not look on themselves as being in the Dark Ages. They had already seen great technical progress and were full of confidence for the future. To them, it was a kind of Elizabethan age, when everything was bright, new and exciting.

Many of the inventions that had been made were waiting—and some had to wait for many years—for the means to put them usefully into practice. Christian Hülsmeyer's radar pulses, first suggested by him in 1904, had to wait 30 years for the means of generating them and usefully detecting their reflections. Oliver Lodge's moving-coil loudspeaker looks, in the patent specification drawing of 1898, surprisingly like the instrument of today, even if the "hi-fi" enthusiast would hardly approve of his diaphragm or its suspension. But valve amplifiers capable of working moving-coil speakers did not appear until 20 years later.

Fleming's diode, which we used to call, rather confusingly, an oscillation valve, was already ancient history, and was not especially esteemed as a signal rectifier. De Forest had added a grid in 1907, but his triode had made no impact. Probably fewer than five per cent of our early readers had ever heard of it and there was no mention of triodes in our pages for the first two or three years. The triode remained in obscurity until the discovery of regeneration caused many workers to concentrate their efforts on its improvement. Those efforts were probably triggered off by von Lieben's work on the amplifying triode in 1910-11.

"Tele-vision" (generally so printed) was a word that appeared surprisingly early. Nipkow had enunciated the basic principles of scanning in the nineteenth century, but few seemed seriously to expect that "moving pictures by wireless" would be achieved. One of the exceptions was Campbell Swinton, a versatile engineer and wireless enthusiast who had already forecast that, if the difficulties were ever to be overcome, it would be by means of "the weightless cathode rays" of the Braun tube, the forerunner of the c.r. tube of today. Magnetic recording—on wire, not coated tape—was already known and had been used for the recording of high-speed signals.

Transistors? Well, hardly. But oscillating crystal circuits had been devised by Dr. W. H. Eccles, one of the "founder members" of wireless technology whose name recurred constantly in our pages for many years. In another sphere, he was one of the first to accept and interpret Heaviside's theory of a conductive layer in the upper atmosphere as an explanation of observed phenomena in long-distance wave propagation. For a long time to come there was a tendency to ignore or even to scoff at Heaviside's theory; his American co-worker Kennelly had even less recognition on this side of the Atlantic.



Photo: Deutsches Museum, München.

An historic valve—the Lieben-Reisz triode of 1911.

In Britain the art we practised was always called "wireless." The official international word "radio" had been introduced some years earlier but had had a chilly reception. It did not trip easily off English tongues; worse, to use it was considered "non-U" and aping the foreigner. In fact, though, most nationalities still preferred their own versions of "wireless": *sans fil, drahtlose, sin hilos.* But in Germany they soon began to show a preference for the word *Funk* (spark) which still survives strongly in *Rundfunk* (broadcasting).

Naturally enough, wireless had already produced its own jargon. Equally naturally, many of the earlier examples have now disappeared, some of them frozen out by changing techniques. One of the queer words was "jigger" (r.f. transformer for coupling the closed circuit, transmitting or receiving, to the open aerial). The derivation of this term is obscure and has apparently been lost in the mists of time. Maurice Child, in a historical lecture in the early 20s, admitted his inability to trace it. "Billi" is easier; it was a small variable condenser reputed to have a capacitance measured in billionths of a farad. Though by international agreement wavelengths were measured in metres, the foot still served occasion-

ally as the unit. It had not been so long ago that only two wavelengths were in use, officially for merchant ship communication, but in fact for other purposes as well: Tune A, 1,000ft and Tune B, 2,000ft—quite near enough to 300 and 600 metres for the order of accuracy then prevailing. Whether chosen by luck or judgment, Tune B, the more popular, was in fact an excellent general-purpose wavelength for the techniques of the times. The foot (length of wire used in winding a coil) sometimes served also as a unit of inductance!

The Postmaster-General's control of all wireless activities in Britain had been firmly established by the Wireless Telegraphy Act of 1904. Even before that date the Post Office had quietly assumed power over us by virtue of the monopoly in telegraphy conferred on it by Disraeli in Victorian times. This control may at times have seemed somewhat heavy-handed; indeed, *Wireless World* has on many occasions throughout its life been at odds with the Post Office over allegedly restrictive practices or other departures from rectitude. But we must remember that the Post Office, as one of its historians has said, "is not just another Department." It functions under a long-established tradition of providing a public service, first in carrying the mails, then in transmitting telegrams and later in running a telephone service. In return, Parliament has granted certain monopolies and privileges, which have always been jealously guarded. Each successive development in wireless must have seemed to the official mind to threaten serious encroachment on these monopolies and it is small wonder there have been occasional bunglings and examples of over-cautiousness. However, it is a pleasant thought that Post Office control has generally been benevolent and beneficent.

Apart from the exercise of his monopolistic powers, it was (and is) the duty of the Postmaster-General to ensure the observance of international regulations. In 1911 we were governed by the Convention of 1906, to which nearly all nations had adhered. The United States was an exception; neither had she ratified the Convention (was that a manifestation of the Monroe Doctrine?) nor had Congress as yet passed any law to regulate or control wireless communication. America was indeed the land of the free. But, according to stories—perhaps exaggerated—filtering across the Atlantic, jungle law prevailed. Deliberate jamming of competing stations was commonplace and powerful stations shouted down the weaker. And there was nothing to protect the secrecy of messages. According to the folklore of the time, submarine cable interests intercepted telegrams sent by the Marconi transatlantic station at Glace Bay, Nova Scotia, and published a selection of them—reputedly the most scandalous—as advertisements in New York newspapers. They are also said to have published intercepted messages relating to interruptions in communication, such as "stand by for three hours; atmospherics too bad," thus hoping further to discourage potential users of the new and then struggling wireless service. This latter kind of interception was eventually circumvented by the use of code words for inter-station messages relating to interruptions and similar matters.

Some support for the truth of these stories comes from the fact that American legislation, when it eventually came, was not particularly onerous in most respects but imposed severe penalties for deliberate jamming and failure to observe secrecy. As things turned out, the American free-for-all had worked remarkably well in the early stages. No doubt most of the stations did in fact establish a tacit *modus vivendi* with their competitors. But control was bound to come sooner or later; in the event, it came sooner than expected, and for a reason that nobody could have foreseen.

Wireless telephony had already been accomplished experimentally when we began publication, but was as yet of no practical significance. Both arc transmitters and rotary r.f. generators capable of producing continuous waves had been developed, but in the absence of valves the problem of modulation was indeed difficult. Water-cooled and liquid jet microphones, inserted directly in the aerial circuit had been used in some of the experiments.

For telegraphy, spark transmitters were almost universal. A big station of the period was an impressive affair; the sight, and still more the sound, of tens of kilowatts being dissipated in a crashing oscillatory discharge was something not easily forgotten. There was even a strong characteristic smell, generally referred to as "ozone". All the so-called "systems" were basically similar; the circuit arrangement, shown in the accompanying diagram, was simple enough. The a.c. supply, of 50 or 60c/s, was stepped up to 15 or 20kV, an iron-cored choke being inserted in the transformer primary circuit to bring it into resonance with the alternator frequency. The condenser of the closed oscillatory circuit, charged through protective h.f. chokes, discharged itself through a spark gap, the electrodes of which, in all but the most up-to-date sets, were stationary, though adjustable as to distance. The closed circuit was coupled to the open aerial through a double-wound "jigger" or an auto-transformer.

Basic circuit of spark transmitter.

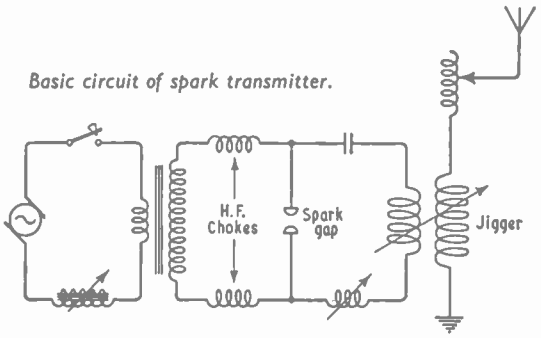

These fixed-gap sets gave a low-pitched, irregular tone distinguishable with difficulty from atmospherics and radiated heavily-damped wave trains, due to interaction between closed and aerial circuits. The "rotary discharger" sets which were just being introduced were a great improvement in both these respects. In the most

highly developed form the rotary electrode, mounted on an extension of the alternator shaft, carried a number of projecting studs arranged to give a spark for each half-cycle of the supply frequency; this had now been increased to several hundred cycles per second. Thus a clear high-pitched note was produced, and, as the primary circuit was opened after a very short interval of time, interaction was reduced and there were more persistent oscillations in the aerial circuit.

Transmitters fed from alternators were known as "power sets" and were mostly fairly up-to-date. But there were in 1911 many relics of the not-so-distant past with induction coils drawing their supply from accumulators or d.c. mains. These were mostly fitted in merchant ships but the British Post Office station at Malin Head in the remote North-West of Ireland is thought to have had at this time a coil set worked from an accumulator battery charged from banks of primary cells.

Input power of the typical and more modern transmitters of the period for ships and coastal stations was generally between one and three kilowatts; anything more was considered high power. A fair number of point-to-point and special-service stations used as much as 30kW; anything more was quite exceptional. The lower-powered stations seldom achieved a daylight range of much over 300 miles, depending on their aerial height.

The most common type of receiver used the Marconi magnetic detector, a rugged and reliable but relatively rather insensitive device. It depended for its action on hysteresis changes in an endless soft-iron-wire band moved by clockwork through a coil carrying the received signal current. A magnetic field was provided by a pair of permanent magnets and a secondary winding, concentric with the r.f. coil, was connected to a pair of telephones. Unlike other detectors, the magnetic was a current-operated device and the associated three-circuit tuner had circuits with a low L/C ratio.

The only other kind of detector in widespread use was the crystal rectifier, the combinations most favoured being carborundum-steel, zincite-bornite and silicon-gold. Crystals were almost always used with two-circuit tuners having variable coupling between primary and secondary. A few stations had Fleming diodes.

Work on rotary r.f. generators had been going on for some years, but they had barely reached the stage of commercial use. The fact that an electric arc, shunted by a tuned circuit, could produce continuous oscillations had been known for some time. This had been turned to practical use by enclosing the arc in a chamber filled with hydrogen or alcohol vapour and subjecting it to a strong magnetic field. A small number of arc stations were in operation, mostly in America, but efficiency was low and continuous waves had little advantage until heterodyne reception became possible. The mechanical interrupters ("tickers") used in early c.w. receivers did not allow aural discrimination between signals and atmospherics.

Constructionally, the gear of the period tended to follow contemporary scientific instrument practice, with lacquered brasswork much in evidence, especially in Britain. Nickel-plated finish was more popular on the Continent and in the U.S.A., where ceramic insulants tended to be more widely used. Ebonite was, however, the most favoured material; plastic mouldings were virtually unknown. The concept of a "packaged" station had not arrived; the majority of transmitters and receivers consisted of a collection of units mounted where convenient and then wired together. But complete single-unit receivers were fairly common.

Some of the older stations used tinfoil-coated Leyden jars as transmitter condensers (the "jar" still did occasional duty as a unit of capacitance, but not in our pages). There were more modern tubular versions with sputtered or electrically deposited metal coatings on superior glass. Oil-filled condensers with metal plates and sheet-glass dielectric were perhaps the most common. Receiving variable condensers often had ebonite dielectric.

By far the most important application of wireless was for marine use,



Typical Marconi ship's wireless installation of the period showing (left) receiving tuner with magnetic detector on bulkhead above it; (centre) emergency spark-coil transmitter and (right) 1½ kW rotary converter and spark gap of the main transmitter with (above) boxed coils of "jigger" and aerial tuning inductances.



Log cabin station typical of those used by North American miners, trappers and fishermen to keep in touch with civilization.

both in merchant ships and the navies of the world. Next came coastal stations for working with the ships. These were often sited on prominent headlands; a relic of the days when ranges were even shorter than in 1911. A few strategic naval and military stations, mostly of relatively high power, had been erected.

With the exception of the transatlantic service (of which more later), wireless had so far made little progress in its competition with landline and cable for point-to-point work. There were, however, a certain number of stations providing a telegraph service for isolated communities in cases where a wire connection was uneconomic. In particular, the so-called log-cabin stations on the North American continent allowed local miners, trappers or fishermen to keep in touch with the outside world. A few of the early point-to-point stations, working at distances well beyond normal daylight range, provided a rather erratic service by taking advantage of night-time propagation conditions. Indeed, what might be called the "Heaviside bonus" was extremely valuable in the early days, particularly to ships. With its help, extraordinary ranges were attained with some consistency, especially outside the equatorial atmospherics belt. Atmospherics, or X's, were the great enemy. X-stoppers, optimistically so-called, had already appeared, but no real solution was in sight. About the best that could be done was to use pairs of crystal detectors working in opposition as limiters.

Special-purpose equipment for military and similar uses was already being designed and wireless had managed to stagger into the air in both lighter- and heavier-than-air machines.

Prominent among the handful of famous stations of the time was Poldhu, in Cornwall, whose main task, together with its counterpart Cape Cod, U.S.A., was to provide a Press Service for the big liners which already printed daily newspapers on board. Poldhu was the first a.c.-operated "power set," as distinct from an instrument-maker's job powered from an induction coil. It had been used by Marconi just after the turn of the century for the first transatlantic experiments. Dr. J. A. (afterwards Sir Ambrose) Fleming had been called in to do the original engineering design. Fleming is mainly remembered for his invention of the diode, but he has an equal—perhaps even greater—claim to fame as the first of the wireless engineers. Incidentally, he was the author of the first severely technical article (on r.f. resistance measurement) ever to be published in *The Marconigraph*.

The French military station on the Eiffel Tower, with its fixed spark gap and 25-c/s a.c. supply ("one spark for a dot and three for a dash") was known throughout Europe for its time-signal service. Thanks to the exceptional height of aerial, very long ranges were achieved, though the signals were often quite difficult to read through X's. The German stations of Nauen and Norddeich were also well known. Most of the high-power transmitters worked on wavelengths around 2,000 metres but the transatlantic station Clifden and Glace Bay were on about 6,000m.

Commercially, the Marconi Company and its associates throughout the world were in a dominant position, if only by virtue of the patent position. In our very first issue we reported a successful action for patent infringement against the British Radio Telegraph and Telephone Company which did much to consolidate that position. Marconi's personal claims as the originator of wireless telegraphy had been hotly challenged for a dozen years or more. But, now the smoke has cleared away, it is not difficult to see that those claims were fully justified. He may not have contributed any great fundamental invention but, put in the simplest possible way, he had "made it work." The last word in the controversy had in reality been said as long ago as 1897, when the Editor of the *Electrical Review*, in answer to the rhetorical question "What did Marconi invent?" said, quite simply, "the elevated electrode." A prolonged subsequent correspondence in the pages of the journal failed to establish any valid claim to the anticipation of Marconi's invention of the aerial. It is clear enough now that an elevated aerial, plus an earth connection, was all that was basically necessary to turn Hertz's transmitting oscillator and Branly's receiving coherer at one step into a communication system with a useful beyond-the-horizon range. Subsequent detail improvements were not so difficult, but especial credit should be given to Lodge, whose "syntonic jars" experiment of 1889 had paved the way for syntony or tuning, without which wireless could never have got very far.

The race for priority had been close run and several rivals were breathing hard down Marconi's neck for the golden prize. And golden it turned out to be. When the young Marconi, in his early 20's, formed his company in 1897 he received £15,000—in golden sover-



Construction and electrical characteristics of the Telefunken quenched spark gap (based on Figs. 8, 10, 11, page 155 of Telefunken Zeitung, *Vol. 26, No. 100*

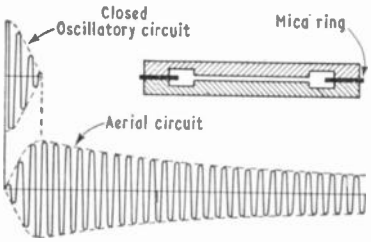



Air-blast cooling of multiple quenched spark gaps in a Telefunken high-powered transmitter.

eigns, not depreciated paper pounds —and £60,000 in shares, which gave him a controlling interest. He was no guinea-pig director; at the time we began he was playing a dominant part in technical development.

At that time Marconi had no significant competition in England but his American company had to struggle against the United Wireless Company which controlled some 500 stations. But, in a year's time United Wireless was to be absorbed after admitting the validity of the Marconi patents. The real and most serious competitor, both commercially and technically, was the Telefunken Company in Germany, an amalgamation of several German wireless interests.

Telefunken had produced a distinctive and extremely effective spark transmitter of which the main feature was a multiple spark gap made up of a number of silver-faced copper discs with deep cooling flanges separated by thin mica rings. In the standard 2½kW set there were eight series-connected gaps. Thanks to the rapid dissipation of heat, excellent quenching of the primary circuit oscillations was secured, with wave-trains of high persistence in the aerial circuit. An alternator frequency of 500c/s gave a spark frequency of 1,000; the high-pitched note of Telefunken transmitters was quite distinctive. Efficiency was high; probably over 60%.

The Telefunken receiver had a tuned aerial circuit variably coupled to a semi-aperiodic secondary shunted by a crystal detector and headphones. An alternative type of set, giving higher selectivity, had an intermediate tuned circuit. Clip-in interchangeable coils were used. The detector, a sealed cartridge usually with a silicon-gold combination, was interesting as a kind of forerunner of the modern crystal diode.

Germany's contribution to wireless development had been acknowledged when Ferdinand Braun shared with Marconi the Nobel Prize for physics in 1909.

In the early days the transatlantic station at Clifden, in the wilds of Connemara, was the wonder of the world of wireless. And rightly so; there was nothing remotely approaching it, either in technology or performance, except its communicating station at Glace Bay, Nova Scotia, which, being more remote, was less in the limelight. Marconi himself gave a detailed description of Clifden, which had recently been rebuilt, in a lecture to the Royal Institution, reported in our first volume. This fantastic station was unique in being powered by d.c., drawing 300kW from a 6,000-cell accumulator battery, "the largest of its kind in existence," which, when fully charged, gave a voltage of 15,000. Charging of the battery was by three series-connected high-voltage generators, the prime mover being a steam engine. The six boilers were fired with peat, brought by a light railway from the adjacent bog. Still more fantastic was the closed circuit air-dielectric condenser; the metal plates were spaced a foot apart and this component—the first to which the term "low-loss" was applied—needed an enormous shed to house it. The rotary spark gap was run at a speed giving a sparking rate of 500 p.s. As the rate was independent of load, the note was exceptionally pure.

For the year to April, 1911, it was proudly claimed that 812,200 words of paid traffic had been pumped across the Atlantic. That would sound pitifully small to the manager of a modern communication circuit, but

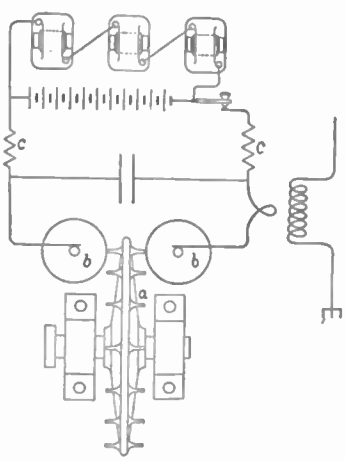

DISC DISCHARGER
CONTINUOUS CURRENT

Circuit diagram of the Clifden "d.c." transmitter.



General view of the transatlantic high-power spark station at Clifden, Connemara. On the right is the peat-burning power house.

was probably a great improvement over that achieved with earlier apparatus. Detailed records are lacking, but in the Marconi archives there are some figures relating to the period beginning October, 1907, when a limited public service had been opened. Traffic was then running at the rate of a mere 300,000 words a year and average delays ranged from 2½ hours at best to over 14 hours. And—supreme humiliation to wireless men—well over 7,000 words had to be handed over for transmission by cable. Apart from the humiliation, that involved a dead financial loss of 4d a word: the "*via* Marconi" service was cut-price.

We do not know what were the delays and "cablings," as they were called, in 1910/11, but it seems certain that the new apparatus just described had brought about a great improvement in communication. Independent testimony given a year or two later suggested that average delays did not exceed those of the cable. But highly detailed signal-strength curves shown in Marconi's 1911 lecture make it appear that communication was liable to fail for a few hours nightly at times when X's were prevalent. Still, it is fair to

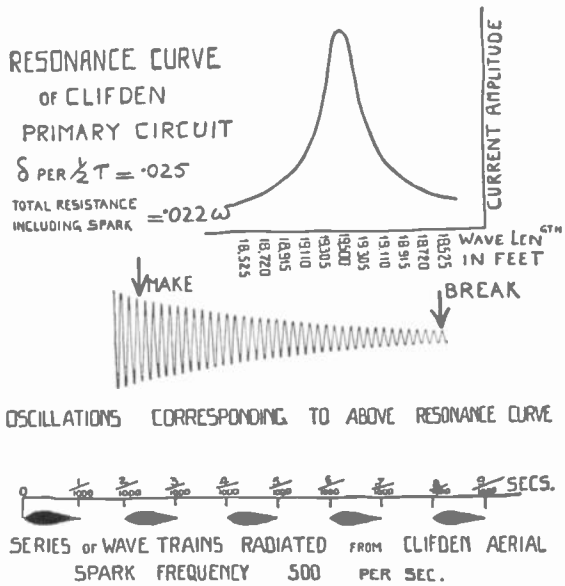

Characteristics of the Clifden transmitter. (From Marconi's Royal Institution Lecture, June 2nd, 1911.)



Air-dielectric condenser of the closed circuit at Clifden.

say the Atlantic had been conquered at last after many failures and disappointments. The epic struggle to get consistent signals across had started from the Canadian end* eight years earlier, at a time when nothing was known about long-distance propagation; the engineers did not even know on what wavelength they were transmitting! Countless changes in circuitry, power and aerial arrangement had been made. Glace Bay station had even been shifted to a different site.

Clifden came to a sad end in "The Troubles" of 1922, when the station buildings were burned to the ground. Still, it had nearly served its time and a radically new long-distance technique was soon to emerge. The station has no memorial, though, by a strange coincidence, near the site is a commemoration stone to the flyers Alcock and Brown, who crash-landed there after conquering the Atlantic through a different medium.

* The Canadian government had subsidized the Glace Bay station to the extent of $80,000.

1912

A CATASTROPHE which stirred the minds of men—and still does so—was the sinking of the *Titanic*. That great liner, believed to be unsinkable, struck an iceberg on her maiden voyage and sank in a few hours. Over 1,500 lives were lost, but some 700 were saved by ships summoned by wireless.

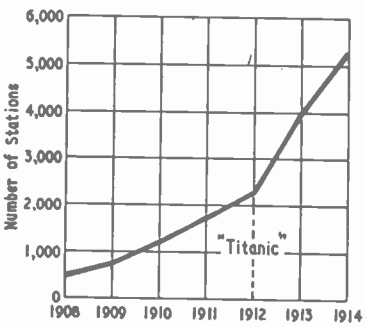

Increase in the number of the world's licensed stations between 1903 and 1914. (Based on data from the International Radiotelegraphic Bureau, Berne.)

That "epic tragedy of the sea," as we called it, was to have far-reaching effects. In earlier shipwrecks lives had been saved by wireless, but the part it had played in the *Titanic* disaster fired the public imagination; no longer did anyone doubt its value. America quickly passed a law to regulate wireless communication and, at long last, ratified the International Convention. Wireless men had become benefactors of humanity and, if our pages can be taken as reflecting their attitude, felt they "had never had it so good." Indeed, over-confidence began to creep in.

A grandiose, and what now seems over-optimistic, "Imperial Wireless Scheme" for linking the units of the British Empire was planned and a contract between the Postmaster-General and the Marconi Company was signed in July. A few extracts from the specification will give some idea of the giant spark stations proposed: "Capable of transmitting to the distant station at any time of day or night. . . . Wavelengths as great as possible within the limits of 17,000 and 50 000ft. . . . Aerials over 3,000ft to 8,000ft long, supported by tubular masts 300ft high. . . . Prime mover to be a steam turbine of between 1,300 and 2,500 h.p."

A name that has constantly recurred in our pages since the beginning—and happily still recurs—is that of H. J. Round, one of Marconi's engineers. In an article on the strength of atmospherics in relation to signals, Round described the use of a Fleming diode as a valve voltmeter to measure voltages set up by the X's—certainly our first mention of what we would now call electronics. Round has played a prominent part in many important developments.

High-speed automatic telegraphy was discussed. The transmitter was keyed by a Wheatstone machine and, for reception, there was the choice of photographic or phonographic methods. The phonograph, which allowed better discrimination between signals and X's, seems to have won the day; before long, speeds of 100 words per minute were demonstrated.

Heaviside's theory of wave propagation, enunciated some ten years earlier and now expanded and championed by Eccles, became the subject of quite violent controversy. It is pleasing to record that we came down editorially on the right side—but very cautiously: "at the moment there is a disposition to accept the hypothesis put forward by Dr. W. H. Eccles as yielding the best explanation of the observed phenomena."

Direction finding, a brand-new application of wireless, now appeared. Thanks to the large size of the pair of fixed loops used in the original d.f. gear, sufficient signal pick-up was obtained to give fairly useful ranges without amplifying valves.

Throughout the early period wireless was bedevilled by patent litigation. During this year some sort of agreement seems to have been reached between Marconi's and their rivals Telefunken; actions and counter-actions with Siemens, who exploited the German system in Britain, were called off.

1913

EVER since the Imperial wireless scheme had been announced the Government had been constantly under criticism, mainly on the grounds that the contract had not been thrown open to tender. A technical committee was now appointed "to report on the merits of the existing systems of long-distance wireless telegraphy." The distinguished members, all Fellows of the Royal Society, included the Director of the N.P.L. and the President of the I.E.E. They obviously did a conscientious job and produced a report providing a valuable and unbiased commentary on the state of the art in 1913. The systems examined were Marconi and Telefunken (spark), Poulsen (arc) and Goldschmidt (alternator), which used a rotary r.f. generator with contra-rotating field and armature, frequency multiplication being obtained by feedback. Those responsible for these systems were invited to give practical demonstrations "if possible over distances of 2,000 miles and upwards."

According to the committee's report "Except in the case of the Marconi system we did not, however, obtain any demonstrations over a distance of even 1,000 miles". Of Telefunken, it was said that experiments were being made between Nauen and Togoland (4,000 miles) and that communication seemed possible at night. Results of the Poulsen arc system working between San Francisco and Honolulu (2,100 miles) "do not appear to have been very satisfactory". The Goldschmidt machine being set up at Hannover "was ad-



Disc discharger for the 75kW Marconi spark installation.

The huge primary winding of one of the "jiggers" (aerial coupling transformers) for the 300kW synchronous spark transmitter at Caernarvon.



mirable both in design and workmanship" and expected to be capable of communicating across the Atlantic.

The Clifden transatlantic station was visited by the committee members, to whom high-speed and duplex working were successfully demonstrated. Of the general performance, it was said "Communication is practically continuous, though there are, no doubt, periods when the signals become very weak and even occasional periods when no signals can get through". But a note of warning was wisely sounded about the possibilities of atmospheric interference in the tropics.

In spite of this favourable report, the Imperial wireless scheme was not to have a smooth passage. Criticism of the Government continued and a political scandal had developed. To cut a long story short, although the contract was eventually ratified by Parliament, the scheme never came to fruition. It ended with the conferring of the G.C.V.O. on Marconi and the award to his company, many years later, of £590,000 damages against the Postmaster-General for breach of contract.

Thanks to the attention focused on wireless by the *Titanic* disaster the amateur movement had begun, and we were already publishing instructional articles for the benefit of amateur readers. We showed them it was quite easy to make a start: "An old motor-cycle ignition coil will do for the transmitter and a simple crystal set for the receiver". American amateurs were now controlled, being restricted to wavelengths below 200m and input powers of not more than 1kW.

1914

THIS year was marked by the most momentous advance so far described in our pages—the practical introduction of the triode, which had got off to a false start in 1907. This

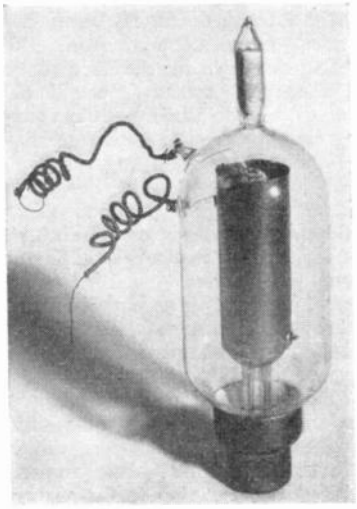

The Round-Marconi triode, one of the early practical amplifying valves.



Marconi combined transmitter and receiver for wireless telephony (1914).

was used in "a practical standard set for wireless telephony" developed by Marconi. This transmitter took 10-12mA from a 500-V dry battery and was stated to have a range up to 45 miles. Hardly any details were given.

The Marconi transatlantic station at Caernarvon was opened, working on the "timed spark" system in which more-or-less continuous waves were produced by overlapping spark discharges in appropriate phase. The "tone wheel", a mechanical beat-frequency generator for c.w. reception was introduced in Germany.

1915-18 THE FIRST WORLD WAR

DURING the war our activities were severely circumscribed by what we called "the heavy hand of censorship" and, in particular, we were prevented from writing anything about the rapidly increasing use of valves for war purposes. In fact, the only "safe" technical news was that coming from neutral America. David Sarnoff, then in Marconi's W.T. Co. of America, and later to become President of the Radio Corporation of America, was for a time our New York correspondent.

Without any doubt, the most important news coming from the U.S.A. concerned the development of the triode: in particular "the simultaneous use of a single bulb as rectifier, amplifier and oscillator has already produced startling results". That may raise a smile nowadays but, at the time, it was difficult to believe that anything more sensitive and selective than a good single-valve regenerative receiver would ever be devised. The importance of heterodyne reception was fully realized, thus giving continuous wave systems a new lease of life.

Towards the end of the war there was some relaxation by the censor and theoretical articles on valves were printed. Among the authors of these were two distinguished founder-members of Phase II of wireless technology: Dr. R. L. Smith-Rose and E. V. (later Sir Edward) Appleton. Smith-Rose wrote a long series of articles, starting with elementary thermionics, while Appleton's contribution gave our first mathematical treatment of valve characteristics. Valve manufacture was advancing rapidly and as early as 1916 transatlantic wireless telephone tests were made, using 300 receiving-type valves in parallel in the transmitter.



Police wireless car in New York (1918).



Dame Nellie Melba giving her famous broadcast concert from Chelmsford long-wave station on June 15th, 1920.

In the early days most wireless stations were designed empirically but by 1917 it was thought possible to design a complete station of specified performance by applying accepted formulæ; to "fly 'em straight off the drawing board", as they say in aviation circles. A theoretical exercise of this kind was now offered to readers in a series of articles.

The end of the spark transmitter era was now drawing nearer, thanks to improvements in continuous-wave gear and still more to heterodyne valve reception. The last of the great spark stations were those built for spanning the Pacific in two hops; from San Francisco to Honolulu (2,100 miles) and from Honolulu to Funabashi, Japan (3,350 miles).

British amateur activities had been entirely suspended since the outbreak of war but in the U.S.A. the movement steadily gained strength until America's entry into the war in 1917; by that time the supply of amateur equipment had become big business.

Television; a contributor's prophesy that went wrong: "The idea of wireless television is . . . absurdly improbable. . . . To construct wireless apparatus capable of receiving 40,000 signals in one-tenth of a second and arranging them in their correct order [would be beyond] the limit of human ingenuity."

1919

WITH the end of the war, articles of the "it-can-now-be-revealed" type were printed. One of the developments disclosed was the multi-stage r.f. amplifier with semi-aperiodic couplings.

Valves were now being produced by improved processes and the "soft" kind was fast disappearing. The generation of oscillations (by van der Pol) on a wavelength as short as 3.65m was considered a notable advance. Eccles suggested the modern valve nomenclature; diode, triode, tetrode and pentode. We were not quite at our best in editorially stigmatizing these now-universal terms as "too academic and refined to become familiar." High-power transmitting valves were now being made, allowing Marconi to span the Atlantic by telephony in daylight.

Amateur transmitting licences were not restored by the Post Office until a year after the war had ended; this delay caused much complaint.

1920

THIS was the heyday of the great long-wave stations with arcs or r.f. machine generators, operating on



A famous r.f. amplifier-detector—the Marconi 55A with V24 type valves.



A group of passengers about to embark for Paris on the first commercial machine (Handley Page) to be equipped with radiotelephony (1920).

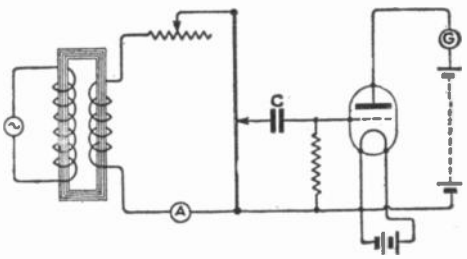

Circuit diagram of the Moullin valve voltmeter (1922) showing method of calibration.

wavelengths most conveniently measured in miles; the longest (Bordeaux) was 14 miles. Powers were up to 1,000kW or even more. In spite of improvements, the arcs radiated a rich assortment of harmonics and "arc hash."

Continuous-wave sets for ships, wireless gear (including telephony) for the new airlines and commercially available direction finders were new developments.

The Wireless Society of London, suspended during the war, had now resumed full activity. Though by constitution an amateur body, this unique institution did in fact represent a happy mingling of amateurism and professionalism. Many of the most "eminent wireless telegraphists," as we used to call them in our earliest days, lectured before the Society. The first five Presidents—Campbell Swinton, Erskine Murray, Admiral of the Fleet Sir Henry Jackson, Eccles and Sir Oliver Lodge—had all from before the turn of the century played distinguished parts in wireless development. The Society changed its name to Radio Society of Great Britain in 1922.

1921

THERE had by now been several casual mentions in our pages of what is now called "electronics"; Appleton, in a tailpiece to a book review, referred to the valve as "an invaluable laboratory instrument" to the general physicist. The use of amplifying valves in conjunction with photoelectric cells for measuring light intensities had also been mentioned. Now came our first full-dress electronics article in a report of a paper read before the Wireless Society of London by Prof. R. Whiddington on the measurement of physical quantities. He described the measurement of short distances by capacitance variation using the beat-note method with two oscillating valves. Sensitivity claimed was 50 to 100 times greater than that of the optical interferometer.

Broadcasting in America was already under way and regular "Dutch concerts" from The Hague were started. The Marconi Company's transmissions from Writtle were licensed by the Post Office early next year. With increased interest in telephony loudspeakers became important. Most of them consisted essentially of a telephone earpiece with a horn, but the American Mag-



Above: The parabolic aerial reflector at Poldhu used in early short-wave beam experiments.



Right: A floating laboratory—Marconi's yacht Elettra.

navox moving coil and the Western Electric balanced-armature types had appeared.

1922

AMATEUR transatlantic tests were successfully carried out on 200 metres, *Wireless World* organizing the arrangements on this side. Moullin described his valve voltmeter, the first widely used electronic device. Dull-emitter valves with a filament wattage about 1/15th that of earlier types were introduced and news of Armstrong's superregenerative receiver came from America.

C. S. Franklin of Marconi's described an important development—the use of highly directional aerial arrays on wavelengths below 20m. But so far there was no suggestion that such waves were usable over very great distances.

Towards the end of the year the British Broadcasting Company, forerunner of the Corporation, began official transmissions. *Wireless World* started weekly publication.

1923

WITH broadcasting in full swing, the biggest do-it-yourself boom of all time got under way; a high proportion of receivers were home-assembled The typical valve set of the period had a regenerative de-



"Messrs. W. G. Pye & Co. (Makers of Physical and Electrical Apparatus) beg to announce that they have opened a Wireless Dept. at their works" (Advertisement from W.W. May 27th, 1922).

The unit receiver was popular in the early broadcasting era.

tector with two transformer-coupled a.f. stages and sometimes a rather ineffective r.f. stage, stabilized by aerial loading or positive grid bias. Neutralizing of anode-grid capacitance was already known, but its use did not become widespread for several years. Cost of valve receivers was high, so many listeners used crystal sets with headphones.

The superheterodyne principle of reception was first described; this was one of the great basic inventions which got off to a slow start.

"Electromagnetic Screening," the subject of an article by R. A. (later Sir Robert) Watson Watt, seems a far cry from the author's future work in radar. More in character was his R.S.G.B. lecture "Observations on Atmospherics" (using recording gear and direction-finding) reported later in the year. "The greatest unsolved problem in radiotelegraphy is interference by X's."

1924

THIS was the year of the "wavelength revolution," a distinct landmark of the half-century. Marconi exploded his "beam wireless bombshell" by disclosing how, in the spring of 1923, he had conducted short-wave receiving tests on 93m while cruising in his yacht *Elettra* in the S. Atlantic. The transmitting station was at Poldhu, where Franklin had erected a parabolic reflector array. The British Government hastily revised their scheme of expensive mile-wavelength stations for Imperial communications and the Marconi Company undertook a contract to erect beam transmitters on a strict "no play, no pay" basis. That was probably one of the boldest commercial enterprises ever undertaken; nothing was known about short-wave propagation theory and the phased multiple "grid" aerials which were to replace the parabolic reflector system existed only on the drawing board. But fortune had favoured the brave; we now know 1923 was a sunspot minimum year; the frequencies chosen for the early experiments, though on the low side, were not so low as to be unworkable; on the other hand, they were not so nearly correct for prevailing conditions as to give an over-optimistic impression of the potentialities of short waves.

Short-wave working had by now become widespread, particularly among amateurs, and s.w. broadcasting had started in America. Other highlights of the year: Campbell Swinton's detailed pronouncement on the possibilities of cathode-ray television and Baird's first article on his mechanical system.

1925

SOMETHING approaching the modern theory of short-wave propagation was now put forward by Appleton; Round wrote our first article on second-channel interference and other troubles to which the superheterodyne, now becoming of practical significance, is prone. Baird wrote on television by reflected light (as opposed to shadowgraphs) and that versatile genius, A. D. Blumlein, in collaboration with N. V. Kipping, discussed valve theory. Electrical recording and reproduction of gramophone records was introduced and the quartz oscillator and piezoelectric effect were described.

The amateurs' position had, we considered, been steadily undermined by the Post Office and, feeling diplomatic methods would no longer suffice, we publicly offered £500 towards the cost of fighting a test case against the Postmaster-General. It so happened the Marconi Company (then our publisher) was at the time engaged in delicate negotiations with the Post Office: an embarrassing situation seemed likely to arise, so the obvious course was to get rid of *Wireless World* as quickly as possible. Thus the transfer to our present publishers came about. That, needless to say, is a story which did *not* appear in *Wireless World*.



Wireless World "Everyman 4" receiver (1926) set a new standard in range and selectivity for broadcast receivers.

Details of the low-loss tuning coils used in the "Everyman 4."

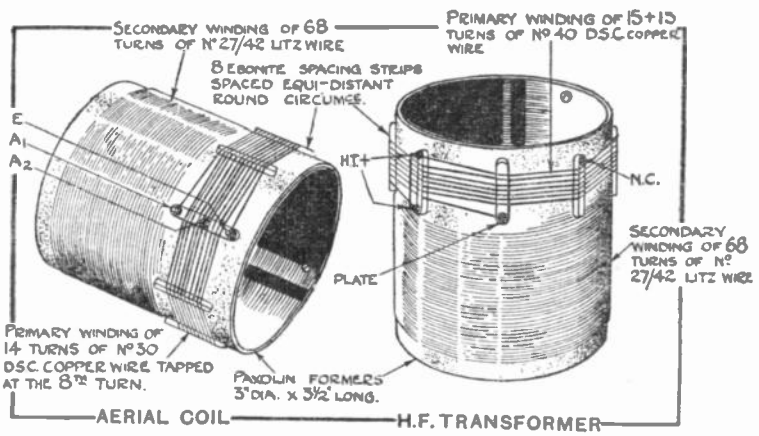

1926

SO far as we were concerned, the event of the year was the introduction of the "Everyman Four," a receiver design of outstanding performance produced by us for home constructors. The feature of the set, which survived for many years in various modifications, was a high-gain neutralized r.f. stage with coils of exceptional "goodness," based on the classical work of Butterworth and on tests of coils submitted by readers.

The first mains-operated broadcast set (Gambrell) made its appearance. The series-connected 60-mA valve filaments were heated with rectified current from the h.t. supply source. Battery eliminators were now commonplace.

1927

AT last, Heaviside's theory of a conductive layer in the upper atmosphere was experimentally verified. Amplifying work done in the previous year, Appleton wrote an article showing how, by a method of distinguishing between waves travelling horizontally and those arriving in a downward direction, he had concluded the height of the layer of ionized air at night was 80-100km.

The first public transatlantic telephone service was opened and we conducted a campaign for Empire broadcasting on short waves.

1928

A MORE scientific approach to many problems, particularly to the details of receiver design, now becomes evident. It had already been shown (by M. G. Scroggie) that even a very low value of impedance common to several anode circuits could completely spoil the performance of an a.f. amplifier. This trouble was overcome by "decoupling" individual circuits, a method originated by Ferranti. The isolation of circuits by "scientific wiring" was also described.

By now, the neutralized triode was being replaced by the screened tetrode for r.f. amplification. Output pentodes, fed directly from the detector, helped to simplify and cheapen broadcast receivers: the three-valve set was becoming the most popular.

Detection of signal echoes "from the depth of space," with a time delay of 15 sec, gave a foretaste of extra-terrestrial communication.

1929

BAIRD'S 30-line mechanical television system, with flying spot scanning, was now sufficiently developed for the B.B.C. to give experimental transmissions of it for half-an-hour a day; these were continued until 1935. The broadcasting of "still" pictures by the Fultograph system by the B.B.C. and many European countries enjoyed a short-lived vogue.

Spark transmission for ships and coast stations was slowly giving way to i.c.w. (interrupted continuous wave); for long-distance point-to-point communication short waves had almost entirely replaced long-waves except on the N. Atlantic circuit.

Broadcast receivers were now built more or less in the modern manner, with metal chassis and, quite often, built-in speakers. Mains sets with the recently introduced indirectly-heated valves were commonplace. But there were still few sets with ganged tuning. Efforts were being made to provide greater selectivity in preparation for the "Regional" broadcasting plan, which was to offer listeners a choice of two programmes. The architect of the scheme, of which many traces remain in the present B.B.C. distribution system, was P. P. Eckersley, then chief engineer, who for many years has projected his ebullient personality and original thoughts through occasional *Wireless World* articles.

1930

A LIVELY controversy arose over the so-called "Stenode" receiving system, in which sidebands lost by extremely sharp tuning were restored by tone correction. The crucial question: "was interference put back equally with the sidebands?" A related controversy concerned the physical reality of sidebands; there were several notable "heretics."

The susceptibility to cross-modulation of screen-grid valves brought about a wave of interest in bandpass filters; as a corollary, ganged single knob tuning was widely adopted for broadcast and other receivers. Permanent-magnet moving coil loudspeakers were now in general use.

Our funny man "Free Grid," shrugging off an Editorial footnote threatening imminent "earthing" soon after starting his whimsical writings in September, 1930, has carried on ever since with his task of preventing us all from taking ourselves too seriously. One of his outstanding contributions (in our issue of March 10th, 1933) contained a remarkable anticipation by 16 years of Orwell's "1984." "Free Grid" went one better than Orwell in giving his Big Brother an electronic "thoughtcrime" detector.

1931

PAVING the way for a better understanding of short-wave propagation, Appleton showed for the first time in our pages that there was more than one reflecting layer in the upper atmosphere. He had earlier sought the help of our readers in reporting distortion of the Baird 30-line television picture brought about by multipath propagation and reproduced a reader's sketch of a picture which clearly showed the effect.

Short-wave telegraph and telephone services had by now linked many, if not most, of the more advanced countries of the world and lack of secrecy, a handicap of wireless since the earliest days, was overcome by "scrambling."

The N.P.L. was taking steps to develop a standardized form of test for the sensitivity, selectivity and fidelity of receivers. The decibel scale began to come into general use in place of such expressions as "times amplification," etc.

So far as receivers were concerned, the introduction of the variable-mu valve with linear characteristics largely overcoming the difficulties of cross-modulation, was an important development. "Straight *versus* superhet" became a burning issue, but the outcome was not in much doubt. Realizing that ganged tuning with "potted" coils would soon become universal, we commissioned a special investigation of the characteristics of coils. Moving-coil speakers, now generally built into the receiver, were almost universal: during this and the preceding year the finer points of their design were discussed in a long series of important articles by Dr. N. W. McLachlan.



▲ *The introduction of the screened-grid valve in 1927 enabled higher r.f. gains to be achieved with stability.*



▲ *A. A. Campbell Swinton, F.R.S., the prophet of television as we know it today, who died in 1930.*

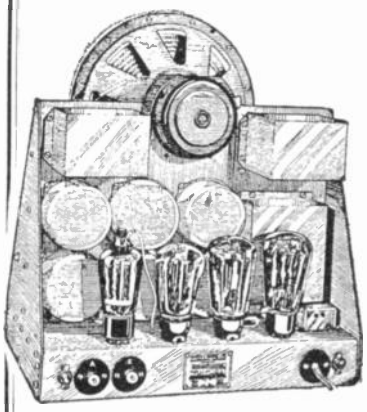

◀ *A highly-developed broadcast receiver of the late "straight-set" period: the Murphy A3 (1931).*



▲ *The Baird "Televisor"—the first commercial television set to receive the 30-line pictures (1929-1935) transmitted through the B.B.C.*

Sketch by a reader (W. B. Weber) showing observed effect of multi-path propagation on a 30-line television picture (1931).

▼



▶ *A turn of this kind, giving wide contrasts of light and shade, was thought to provide "genuine entertainment value" on 30-line television.*



1932

THOUGH many ships still had spark transmitters, marine wireless had by now made considerable progress. Short-wave equipment for telegraphy was commonplace and some 15 trans-atlantic liners provided a radio-telephone service for passengers. The G.P.O.'s long-distance station for working to ships had been much improved and now had a rotating beam array with an electrically-interconnected receiving beam turning in unison at the remote controlling station.

The cathode-ray tube had by now become a regular article of commerce and its applications were no longer restricted to research work; it was being used for routine factory testing.

A stir was caused by the introduction (from Germany) of coils with powder-iron cores; inductors of this type were soon to be widely used in receivers in place of bulky air-cored windings.

A B.B.C. service of official "Empire" broadcasting, for which we had campaigned for some six years, was at last started. Wire and wireless were linked by a five-metre Post Office telephone link across the Bristol channel.



Marconi-Stille steel tape recorder.

An historic high-quality loudspeaker: the Voigt domestic corner horn in its original form (1934).



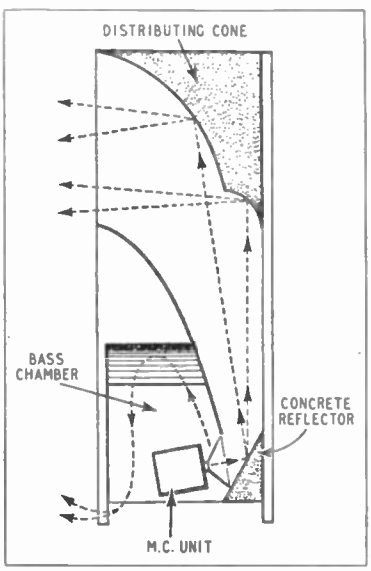

1933

WITH the increase in sensitivity of receivers and the growing electrification of the country, man-made interference had become a serious problem. Following suggestions made in *Wireless World* the I.E.E. had set up a committee to consider the possibility of legislation and interference complaint questionnaire forms could be had from post offices. This service is still available to the public.

The "small superheterodyne" was soon to become Britain's standard broadcast receiver: early versions had bandpass input, single-valve frequency-changer, one i.f. stage and a second detector feeding a pentode output valve. R.F. pentodes were by now widely used and the electron-coupled frequency-changer had appeared. Refinements like automatic gain control, noise-suppression switches and, occasionally, "quiet" a.g.c., were coming in. For battery sets, economy circuits with push-pull output valves biased to cut-off were being used. Built-in car sets had arrived, so we described methods of suppressing ignition interference.

S.T.C. put up for the Air Ministry a decimetre-wave (17.5 cm) link working across the English Channel.

1934

SEVERAL high-definition television systems were now being described and Zworykin's "Iconoscope" camera tube was announced. Apparently the audience of the Baird 30-line broadcasts was greater than we had thought; publication of a proposal to suspend the transmissions brought,



Forerunner of the (transistor) pocket portable: chassis of a super - regenerative valve set (1935).

within the week, protests from a large number of readers. No doubt the transmissions on this system, crude as it was, did a great deal to stimulate work on television; some correspondents were now using cathode-ray receivers.

The introduction of suitable valves now made practicable the "universal" a.c./d.c. receiver, without a transformer.

Our contributor "Cathode Ray" started his inimitable series of expository articles in 1934. Apart from his services as a talented and sympathetic expositor of the trickier aspects of technology he has been a doughty fighter against the many irrational and confusing technical terms which make life so difficult for the student and beginner. And "Cathode Ray" has won many of his battles: few of us now dare to speak of "non-linear distortion" unless we really mean it is the distortion which is non-linear!

Other innovations of the year: investigations of the effect of sunspots on h.f. propagation: the Marconi-Stille magnetic wire recorder: high-note speakers (tweeters): the *Wireless World* Quality Amplifier, with resistance-coupled push-pull, which set a standard for high-quality reproduction for many years: the Voigt domestic corner horn loudspeaker.

1935

THE scene was now set for the start of a regular British television service

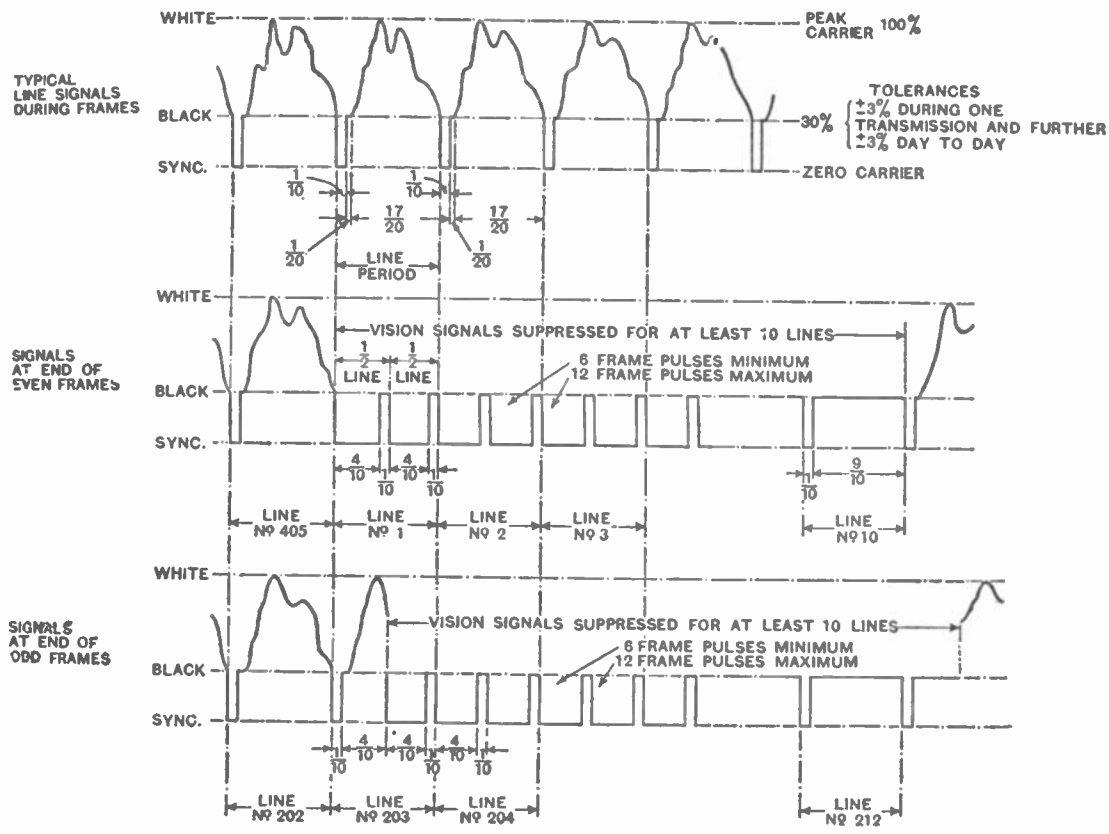

Characteristics of the Marconi-E.M.I. television system as first issued in 1935.



Radar: S.F.R. "obstacle detector" fitted in the liner Normandie *(1936).*

next year and it was decided that alternative test transmissions should be made on the Marconi-E.M.I. system (405 lines interlaced; characteristics basically as at present) and a new Baird system (240 lines with sequential scanning; 25 frames per second). One of the television systems much discussed was the "intermediate film," with a time delay of about half a minute; it was easier to scan the film image than the direct scene.

Our "Diallist" now started his non-stop radiations of his random and highly individualistic commentary on the happenings of the times.

Some developments of the year: Armstrong's frequency modulation in America: the electron multiplier: "all-wave" tuning and refinements like contrast expansion and automatic selectivity control in broadcast receivers: public address became important.

1936

THIS year marks the end of our first quarter-century and it is time for a backward glance. And a very appropriate time, as it happens: technical development was moving rapidly into Phase III, the era of high-definition television, industrial electronics, microwaves, radar and pulse techniques. Phase I had been the evolution of spark telegraphy on medium and long waves. Phase II, coming to an end in 1936, had began with the practical development of the amplifying and oscillating valve in 1911-1913, followed by radio-telephony, broadcasting, the full exploitation of the multi-mile wavelengths and then of those rich bonanzas the h.f. and v.h.f. frequency bands; also the start of electronics for scientific purposes. Most of this progress had been made possible by valve improvements; our contributor, "Cathode Ray," produced detailed support for the assertion that 92 valves of the 1921 type would be needed to provide the performance of the typical five-valve broadcast receiver of 1936. And a resourceful designer, well primed with the accumulated knowledge of 1936, would have been needed to achieve that performance.

A quick glance through our 1936 volume shows how fast radio technology was then moving into modern times: The B.B.C.'s London television station started the world's first regular high-definition service; the French S.F.R. company introduced the "obstacle detector," a non-pulse radar device; "plumbing" was coming in and waveguide theory was treated; there was a number of articles on electronics; an editorial plea was made for the abolition of spark transmission.

A quarter-century's progress in wireless telegraphy; the *Queen Mary* on her maiden voyage handled as many words of traffic in the few days of the crossing as the great transatlantic station Clifden had averaged in two months in 1910/1911.

1937

NOW that regular transmissions had started, television became the centre of interest and was much discussed both in theory and practice. The first 405-line commercial receiver to be reviewed was an H.M.V. model giving a picture 10in by 8in viewed indirectly in an inclined mirror. The vision unit had a "straight" six-stage r.f. amplifier, the sound receiver being a superheterodyne. Deflection was magnetic and the set, complete with aerial, cost 95gns. After a few weeks' trial the Baird 240-line transmissions were discontinued, leaving the 405-line system, basically as it is today, as the British standard. One of the first television outside broadcasts was that of the coronation procession of King George VI.

Designs for the home construction of ordinary broadcast receivers were now seldom offered in our pages; the readership was undergoing a change, as was shown by a questionnaire. About half our readers were now professionally concerned with radio.

The "all-wave" broadcast receiver, often with three short-wave bands, was now firmly established and the complicated switching required had made the wafer switch almost universal.



Guglielmo Marconi who died in July 1937, aged 63.

1938

THE days were long past when the vagaries of short-wave propagation had been stoically accepted as something to be endured, like the weather. Diversity reception was now well established; a description of the B.B.C.'s highly developed receiving station at Tatsfield was published. And the minor deficiencies of equipment generally were less readily tolerated. Now came a determined effort to overcome tuning drift by more basic and cheaper means than automatic frequency control; much attention was given to temperature-compensated components.

The public demand for television receivers had so far been disappointing. Now, in an attempt to attract buyers, cheap sets with small 5-in, 6-in or 7-in tubes were introduced. One example, costing 29gns, had a 5-in tube giving a picture 4¼in by 4in.

Push-button tuning became the vogue in sound broadcast receivers. There were three main methods: mechanical location of the condenser; motor drive of the condenser; separate pre-tuned circuits for each station.

In brief: electronic techniques used for neurological research and Grey Walter's electro-encephalograph produced; improved electron microscope announced; "wobbulator" and Cossor double-beam oscilloscope introduced.



Cossor Model 54 with 6-in tube (1938).

1939

EVER-INCREASING interest in sound reproduction was further stimulated by B.B.C. experimental transmissions of high quality on 45Mc/s; this was Britain's first taste of v.h.f. broadcasting, though f.m. had already started in America.

The Western Electric "radio altimeter" for aircraft, an f.m. device working on frequency differences between the emitted wave and reflections received from the ground, was described.

In television, the public had not taken kindly to the small "peephole" sets introduced last year and there was a reversion to larger tubes, the 12-in size being most favoured. Ignition interference was being discussed and voluntary suppression was suggested.

Some new introductions: the cathode follower; "all-glass" valves with short, well-spaced internal leads; forced air cooling for high-power transmitting valves; short-wave therapy.

With the threat of imminent war, *Wireless World* had, with official approval and collaboration, instituted early in the year a "National Wireless Register" through which readers were able, without any liability, to have a record of their technical qualifications made available to the appropriate authorities. The Register was later to prove a valuable source of technical man-power for war-time radar as well as for communications.



Drum-type commutator of the H.M.V. motor-driven tuning mechanism (1938).

1940-44 THE SECOND WORLD WAR

AMONG the immediate results of the outbreak of war in September 1939 was the closing down of the television service and of amateur transmission; car radio was banned later. B.B.C. headquarters "moved into the country" and a single-programme service was transmitted from syncnronized stations to avoid giving direction-finding help to the enemy. There was a short-lived boom in receivers, especially in the recently-introduced "semi-communications" models, which offered an exceptionally good performance on short waves. This was mainly wanted for the reception of news bulletins from overseas, and especially from neutral sources. Information on short-wave receiving conditions was also wanted; for some time we published ionosphere forecasts provided by Cable and Wireless, but these were eventually stopped by the censor. However, no objection was raised against "do-it-yourself" forecasting and general articles on propagation by T. W. Bennington were continued.



One of the popular "semi-communications" receivers of the early days of the war: the Pye "International" with band-spreading on six short-wave ranges.

So far as *Wireless World* was concerned, the war brought an abrupt change from weekly to monthly publication and, with a depleted staff, we did our best to meet the changing needs of readers, especially in producing instructional articles on new subjects: morse telegraphy was now important. And a rather unexpected demand arose for the treatment of topics bearing no relation to the grim realities of the times—for maintaining the journal, as a correspondent put it, as "one of the few remaining links with normality." Escapism also manifested itself in lively discussions by contributors and correspondents of the changes in radio and electronics they hoped to see in the brave new post-war world. The phrase "after the war" recurred constantly.



Sir Oliver Lodge, the pioneer of "syntony" (tuning), died in August 1940, aged 89.

Maintenance of interest in high-quality sound reproduction was probably another manifestation of escapism. In this sphere an important war-time article was "The Acoustics of Small Rooms," by J. Moir. The kind of acoustics discussed by Moir had hitherto been studied mainly in relation to halls and large rooms.

In spite of restrictions, readers were kept fairly well-informed on the underlying reasons why valves were working better and better on ever-higher frequencies by a series of articles by Dr. Martin Johnson.

Though censorship was quite different from that prevailing in World War I, it did in fact bear quite heavily on the contents of the journal, as most of the developments now emerging were being applied to purposes of war. Radar and everything connected with it, especially pulse techniques, were completely banned. The authorities had taken us into their confidence about radar before the outbreak of war, so we knew what to avoid. There was a transient lifting of the veil of radar secrecy in 1941, mainly as an aid to the recruitment of civilian technicians, especially from America, but we were allowed to print only a few dozen words of basic description. One of the few electronics developments which could be treated at length was radio-frequency heating.

The fusion of the Institute of Wireless Technology with the British Institute of Radio Engineers and the deaths of Sir Oliver Lodge, of the German pioneer von Arco, and of Nipkow, the originator of television scanning were reported.



John Logie Baird, the pioneer of practical television, who died in 1946, aged 57.

1945

WITH the end of the war in sight, we were able to publish the first full article on the fundamental principles of radar. Appropriately enough, the author was Smith-Rose, who, towards the end of World War I, had given our first detailed exposition of the amplifying valve. Pulse modulation, an offshoot of radar, was described later, as was the proximity fuse, "a radio station in a shell



Sir Ambrose Fleming, who died in 1945, aged 95.

nose-cap," which made use of the Doppler effect. The fuse marked the start of the trend towards miniaturization of components, one of the features of the coming decade.

What may well turn out to be a strikingly accurate forecast of things to come was given in Arthur Clarke's article "Extra-Terrestrial Relays." Clarke contended that artificial earth satellites would provide the most effective and economical means for inter-continental telegraph and telephone communications and for distributing world-wide television. His proposals were described in considerable detail; their essential practicability has not been controverted.



"The greatest invention of the war": cavity magnetron with a peak output of 2,500kW, photograph alongside a 6-in rule.

1946

MUCH new information on radar was now published, but *Wireless World* considered it had come too late. Many of the devices, including some of essentially British origin, had already been described in American journals, and subsequently repeated in the technical Press of the world without emphasis on the country of origin. It was thought that British prestige had suffered through these delays. The cavity magnetron, produced by Randall, Boot and Sayers was considered the most important single development.

Parts of the inner story of radar development were still coming out as late as 1952, when Government awards were made to the pioneers: £50,000 to Watson-Watt "for the initiation of radar" and other awards ranging from £12,000 to £250 to twenty others.

The Physical Society's first post-war exhibition in 1946 showed in an impressive manner how deeply radio techniques had infiltrated into most branches of applied physics during the war years.

In brief: London television station re-opened; the Decca navigational system described; death of Baird, aged 57; the German Magnetophon tape recorder described.

1947

THE first post-war Radio Exhibition gave a clear indication of how the industry had progressed during the past seven years. Equipment of every kind was better designed and better

The proximity fuse, "a radio station (sending and receiving) in the nose of a shell."



One of the first photographs of radar equipment to be released: an underground station for location of enemy aircraft and fighter control.



made, while the uses of radio and radio-like devices had been vastly extended, partly thanks to miniaturization and tropicalization. In communications, the greatest advance had been in pulse modulation techniques and in the attainment of a high degree of secrecy by the use of centimetric waves in narrow beams.

The Williamson amplifier design, published this year, seemed to satisfy the most exacting requirements of the "high-fidelity" enthusiasts and soon variants of it were to appear in many countries. It was the first design for home construction to exploit the use of direct coupling and meticulous design in the output transformer to reduce phase shifts and to enable a high degree of negative feedback to be used with stability.

The Marconi Company celebrated its 50th anniversary.



Sir Edward Appleton, whose pioneer scientific work paved the way for radar.



Sir Robert Watson-Watt who directed the initial investigations into the use of radio wave reflections for the location of aircraft.

1948

THE transistor, probably one of the half-dozen most significant radio devices of the half-century, was announced. What was now briefly described was the original point transistor produced by Shockley, Bardeen and Brattain in the Bell Telephone Laboratories.

The International Radio Convention, the first to be held since 1938, issued its decisions. Since the previous Convention in 1938, the highest frequency allotted had risen from 200Mc/s to 10,500Mc/s.

In brief: Appleton awarded the Nobel Prize for ionosphere researches; British sub-miniature valves, 10mm diameter, 25-mA filaments introduced by Mullard; frequency-shift keying now widely used for high-speed telegraphy; mobile radio licences granted more freely by the G.P.O.

1949

AROUND this time there was much discussion of television standards. In the previous year the Postmaster-General had decided the 405-line British system was to be retained "for a number of years": later, an international study was made to decide upon the standards for the continent of Europe. *Wireless World* now decided the British system was even better than had been originally thought, being economical in both bandwidth and receiver cost. Its general adoption was therefore advocated and much information was published on line standards in relation to true definition in both horizontal and vertical planes.

In brief: commercial radar began to make spectacular progress; printed circuits were coming into the limelight; a new Wireless Telegraphy Act, extending the P.M.G.'s powers and allowing him to control interference, was passed.

1950

TELEVISION was now beginning to spread over the country and, as a result, the tunable receiver appeared. It was more usual, though, to provide interchangeable tuning units for the various channels. In anticipation of v.h.f. sound broadcasting, the provincial television stations were fitted with a superstructure carrying a slot aerial.



"There may possibly be a sufficiently conducting layer in the upper air. . . ". Oliver Heaviside, the centenary of whose birth was celebrated in 1950.

At the British Sound Recording Association's exhibition 33⅓-r.p.m. records (which had been exported for some time) made a first appearance. In addition to longer playing time they offered, thanks to the use of improved moulding material, lower surface noise, increased dynamic range and longer life.

In brief: centenary of Heaviside's birth; television boom in America (2½ million sets sold in 1949).

1951

WHAT amounted virtually to a new use of radio technique was now coming into prominence. As long ago as 1932 it had been known that radio waves were reaching this planet from outer space; in 1948, localized sources of emission, since known as radio stars, had been detected. Now radio astronomy—the use of the so-called radio telescope—was made possible by improved low-noise receiving techniques. The famous station at Jodrell Bank, with its huge steerable "dish," had already begun probing into space at distances far beyond the range of optical telescopes.

In brief: Interest in electronic computers began to widen; much discussion on frequency *versus* amplitude modulation for v.h.f. broadcasting; marked growth of mobile radio telephony, including installations in London taxicabs; tape recorders the centre of interest in sound reproduction.

1952

SOME of the exhibits at the Physical Society's annual exhibition showed how widely electronic techniques had now been adopted for "run-of-the-mill" industrial processes, as opposed to their original laboratory uses. In the textile industry it was being used for measuring the tension of yarn and for showing irregularities in its weight per unit length. Supersonic waves were being used as a matter of routine for the detection of flaws and for determining thicknesses with high accuracy. Perhaps the most important of all was the growing use of electronic controls in the chemical industry.

Detailed information came from the U.S. Bureau of Standards on "a new kind of v.h.f. propagation," later to be known as "ionospheric scatter." Weak but consistent signals on a frequency of 50Mc/s had been received over a period of many months at a distance of 774 miles. The power used was 23kW, the signals being radiated from a high-gain aerial set at an elevation angle of seven degrees.

1953

FOR nearly a quarter of a century there had been agitation for control by law of man-made interference with radio reception. In 1933 a committee had been set up at the suggestion of *Wireless World* to investigate the possibilities but the labours of that committee and of various successors had failed to produce an agreed basis for legislation. Now, at last, the Postmaster-General, using powers conferred on him by the Wireless Telegraphy Act of 1949, made a start by issuing regulations for the compulsory suppression of interference from newly-built internal combustion engines.

A minor difficulty in presenting information on a rapidly growing science is that the terminology, sometimes hastily and arbitrarily chosen, is often quickly out-dated by developments. One of the words about which ambiguity had long existed was "electronics." Transistors were now coming into general use and the fact was recognized by the addition of the words "and semiconductors" to the official definition.

In brief: The Coronation broadcast, the B.B.C.'s most ambitious undertaking, relayed on television to the Continent; 50th anniversary of the first international radio conference.



(Copyright: Int. Tel. Union.)

Edwin H. Armstrong, pioneer of frequency modulation and among the earliest workers in regeneration, super-regeneration and the superheterodyne.



Radio-astronomy: two spaced paraboloids for producing a multi-lobed interference pattern (Cambridge University).



Interest in sound reproduction: G. A. Briggs' demonstration of comparisons between reproduced and "live" musical performances filled the Royal Festival Hall, London.

1954

WE had the sad duty of recording the death, by his own hand, of Edwin Armstrong, one of America's most distinguished radio pioneers. His most important work had been in the fields of valve regeneration, the superheterodyne receiver, super-regeneration and frequency modulation. He had been involved in much patent litigation. Only a few weeks before his death Armstrong had written a letter for our correspondence columns "to keep the history straight" on the early development of the triode. Nobody, he contended, had made a serious study of how it worked until six years after it had been introduced.

Parliament passed an Act setting up the Independent Television Authority. As a result, there was a minor revolution in the design of television receivers, which in future would have to work on Bands I and III.

In brief: Printed circuit techniques now widely used; ferrite rod aerials in portable receivers; permanent "Eurovision" television links set up on the Continent; interest in high-quality sound reproduction reached new heights.

1955

NARROW-BAND ionospheric "scatter" transmission, first reported some years earlier, had now been tested up to ranges of 1,250 miles on the v.h.f. band. This year attention was turned to tropospheric u.h.f. scatter, offering ranges up to 200 miles with a much wider bandwidth. Both systems called for highly directional aerials and, between them, were thought to have a useful future for communication at ranges too long for normal v.h.f. and too short for reliable high-frequency working.

Electrostatic loudspeakers had hitherto been considered incapable of reproducing low notes. The description (by P. J. Walker) of a wide-range electrostatic speaker, working from 40c/s upwards, caused great interest.

"Automation," the witch-word of the year, enjoyed a short-lived vogue. Though there was some uncertainty as to its precise meaning it did clearly signify more work for industrial electronic control devices.

In brief: Atlantic telephone cable laid; B.B.C. started f.m. broadcast service.



No, Sir! This is the set and that is the converter. (Misgivings were being expressed about the technical difficulties of adapting existing television receivers for reception of the projected Band III service.)



B.B.C. equipment for converting the French 819-line pictures to the British standard.



Doppler navigation equipment (Marconi) in a Viking aircraft.

1956

BY now transistors had ousted valves in hearing aids and some all-transistor "personal portables" had appeared. But the transistor was still incapable of equalling valve performance at the higher frequencies and some of these sets had valves in the r.f. and i.f. stages, with transistors in the a.f. section.

For point-to-point radio-telegraphy the teleprinter had been steadily replacing older methods. Accuracy and speed had been progressively improved by refined and highly developed methods of "cleaning up" the received wave form.

We were able to take our courage in both hands and assert that the British television receiver was virtually standardized at last. "For the first time it is possible to put forward a general description of a receiver which will apply with remarkable accuracy to the great majority of modern sets." The "straight" r.f. amplifier had disappeared some years earlier and tubes were getting bigger; 17-in was now the most popular.

In brief: Decca introduced "true-motion" radar, Ampex television tape recorder announced; Shockley, Bardeen and Brattain awarded Nobel Prize for work on transistors.

1957

THE terms psycho-acoustics and psycho-optics were by now becoming fairly familiar and it was realized increasingly that the "classical mechanistic approach" did not provide solutions to all the problems of electrical communication. As Dr. Colin Cherry pointed out in an important article, that approach often ignores the real purpose, which is to transmit information from person to person. Chains of communication should sometimes be modified to suit psychological needs.

An exciting event was the reception at many places in Britain of signals from the 1-watt transmitter in the first of the Russian artificial satellites.

In brief: Marconi Doppler navigation system for aircraft described first British all-transistor digital computer (Metropolitan Vickers).



Experimental tropospheric scatter station at Start Point: frequency 858Mc/s, power 10kW.

1958

THE introduction of an experimental all-transistor television receiver gave an indication of the notable advances in transistors, which could now work at v.h.f. and also deal with considerable power.

Generally speaking *Wireless World* has through the years stuck closely to its last and, except when our specialized interests are directly affected, has taken little notice of the great social, economic and political changes of the half-century. We have, though, commented on the fact that the emancipation of women has had curiously little effect in technical radio, which remains an almost exclusively male preserve. This year we reported that Kathleen A. Gough had the distinction of being the first woman in nearly sixty years to be elected to full corporate membership of the I.E.E.

In brief: 1¼ milion licensed stations in U.S.A. (against under 1,000 when we started in 1911), stereophonic reproduction commercially established.

1959

AN article on automatic error correction in multiplex teleprinter working showed in an impressive way how radio-telegraphy had been improved and refined during recent years. It was suggested that, on a poor "unprotected" circuit producing one error per hundred characters, the introduction of automatic repetition of detected errors might well reduce the error rate to one character in 10,000.

Within the short space of ten years the digital electronic computer had grown from a university or Government laboratory curiosity into a fully developed and engineered commercial product. So far most of them had been "scientific" computers, but machines for business data processing were rapidly emerging.

Two "quiet" microwave amplifiers, the maser and the parametric amplifier, were described. Both offered a solution of one of the most basic problems of radio—how to improve signal/noise ratio.

In brief: much discussion of stereophonic reproduction; B.B.C. serving 98.7% of population with television and 96.4% with v.h.f. sound.

1960

THE idea of radio communication *via* artificial earth satellites, which seemed little more than "a pleasant exercise in speculation" when first put forward by Arthur Clarke in our pages 15 years earlier, now began to look much nearer realization. The practical possibilities of using both



A. D. Blumlein whose early and thorough investigations of stereophonic recording and reproduction were "re-discovered" in 1958.

passive (reflecting) and active (retransmitting) satellites were discussed in an article by R. J. Hitchcock, who drew attention to the need for early international agreement on the allocation of suitable frequencies for the purpose, preferably in the band 2,000-6,000Mc/s.

Tribute was paid in an article by M. G. Scroggie to the memory of A. D. Blumlein, one of the most talented, versatile and prolific of British electronics technologists. During his tragically short working life of 17 years Blumlein was granted 132 patents—one every 46 days! "It is significant that the E.M.I. equipment of the Alexandra Palace [television] station, almost every part of which owed something to Blumlein, made straight up from drawings to begin the world's first public high-definition service in 1936, was still in use in 1950."

The death of Dr. G. W. O. Howe severed a link with our earliest days, since when he had been prominent in academic wireless circles. For 30 years he had been Technical Editor of our associated journal *Wireless Engineer* (now *Electronic Technology*).

1961

IT is easy enough to see in proper perspective the progress made during the first quarter-century covered by this survey and to say with confidence that at the end of it electronics technology was rapidly moving into Phase III, the era of high-definition television, industrial electronics, microwaves and radar. Enormous advances have been made during our second quarter-century, but have we in fact moved into a distinctly new phase of development during the period? If so, when and why? Has anything been introduced to compare with such far-reaching developments of the 1911-1936 period as the amplifying/oscillating valve, the exploitation of the h.f. and v.h.f. bands, telephony, sound broadcasting and scientific electronics?

All those questions are more appropriate to a debating society meeting than subjects for dogmatic pronouncements. It would be ridiculous to deny, though, that most of the techniques of 1936 have been refined almost beyond recognition and that many basically new things have come in. Of these, outstanding examples are transistors and masers, both of which depend on recent extensions of man's knowledge of the nature of matter.

Looking back over the longer term, it seems impossible to find a yardstick to measure the tremendous progress of the full half-century. Nearly all the activities with which we and our readers are now concerned had not even started when we began in 1911. A Rip van Winkle from our Volume I, resuming his readership during the past few months, would find most of our present contents entirely beyond his comprehension.

But our Rip Van Winkle of 1911 would discover one thing to seize upon. In his day, range of communication was the simple yardstick and the main criterion of progress; since wireless began each successive increase of distance had been a landmark. Remembering that Clifden, the wonder-station of his time, had just managed to achieve a dependable range of 2,000 miles, he would read with amazement of "successful communication out to a distance of 23 million miles" with a space vehicle. And would he be far from the truth in thinking that increase in range gives a fair measure of the achievements of the half-century?

The Puerto Rico ground station for working to the "Courier" satellite.



SOME OF OUR FRONT COVERS FROM 1917–1961

























Tape cassette in position on its playing deck.

Tape Cassette for the Blind

NEW "TALKING BOOK" MACHINE

AFTER a thorough field trial in one hundred blind person's homes, a new "talking book" tape cassette reproducer will be introduced in a few months by the Royal National Institute for the Blind. It is hoped that this new tape reproducer will completely replace the present talking-book long-playing record reproducers within the next few years.

Apart from the usual advantages that tape has over disc of being more durable and less easily damaged, for this particular application tape has the additional advantage of enabling the recording and copying to be carried out by the Institute itself rather than by an outside company, so that there is less delay in providing "readers" with their choice.

In the new tape reproducer the speech is recorded on ¼-in tape using 18 tracks. Up to 1,500ft of tape can be used in one "book," giving a maximum total playing time of 20 hours. The tape, the take-up and supply spools as well as the replay head are all housed in a cassette. In use this cassette is simply placed on the deck so that it engages with the tape drive spindle and is connected via a jack plug to the replay amplifier and loudspeaker.

The size of the whole cassette is kept down to only 8¾in by 10¼in by 2in by mounting the supply spool on top of the take-up spool. The tape passes from one side of the supply spool to the other side of the take up spool so that the tape which is momentarily on neither spool is slightly inclined to the horizontal. The tape is driven solely by the take-up spool which engages with the driving spindle when the cassette is placed on the deck: the supply spool is pulled round by the winding of the tape on to the take-up spool. Depending on the amount of tape on the take-up spool, the tape speed thus varies from about 3 to 7in/sec. This speed change does not alter the speech pitch since the recording is made with an equally-varying speed on the same cassette. The changing tape replay frequency response due to the same speed variation is compensated for by an opposite response when recording.

A recorded announcement indicates the end of each track. The listener then simply stops the drive mechanism, turns the cassette over so that the full take-up spool becomes the new supply spool, and then restarts the drive to replay and the next tape track.

Two safety devices operate should the listener not switch off at the end of the track. First, the track end recorded announcement is followed by a high-pitch whistle. The replay head output produced by this whistle is rectified and then used to cut off a valve whose anode current flows through the hold-on solenoid of the motor supply switch. When the valve is cut off this switch thus opens and stops the tape drive motor. The second safety device operates in the unlikely event of this whistle switch-off arrangement failing. It consists simply of a slipping clutch on the take-up spool which prevents the tape from being pulled off the supply spool. Spring-loaded pads bear on the tape on the spools to prevent tape spillage if the spools are inadvertently hand wound in the wrong direction.

A portion of speech can be repeated by turning the cassette over, playing a portion of the next track (which is equivalent to winding back a portion of the first track) and then turning the cassette over again to replay the desired portion.

The tape replay head is mounted near the middle of a lever which is pivoted at one end and fitted with cogged teeth at the other. These teeth engage a spring-loaded ratchet wheel so that, when a button is depressed, the wheel advances one step and the head is moved opposite to the adjacent track. This must be done every second time the cassette is turned over on the deck. The head can be returned opposite to the first track by a relatively simple adjustment which does not entail opening the cassette. This would normally be done when the "book" is returned to the library, but could be carried out by a skilled user.

This tape reproducer is a development of the model described on page 32 of the January 1954 issue of "*Wireless World*."

Novel Hearing Aid

USING A "WIRELESS" EARPIECE

TELEX in the United States have recently developed a new type of hearing aid, called "Telex Radiant," that is actually a transmitter and receiver built into a pair of spectacles. A miniaturized transmitter located in the temple bows accepts sound waves, converts them into electrical energy and transmits them through the air to the receiver located in the ear. The receiver picks up the signal, amplifies it, and converts it back to sound waves in the ear canal. The "Telex Radiant" uses six miniature transistors.



Pair of spectacles equipped with the "Telex Radiant" hearing aid. At the bottom left is shown the receiving unit: this is normally fitted inside the ear.

1.—BASIC DESIGN CONSIDERATIONS

CIRCUIT DETAILS AND

PERFORMANCE



By E. JEFFERY, A.M.I.E.E.

LOW-COST STEREO AMPLIFIER

SOME years ago the writer published in this journal[1] a design for a high-gain phase-splitting circuit which, using only two valve stages, provided a gain to either output terminal of approximately 1,000. As an illustration of the principles described an amplifier design was also given using KT.66's as triodes in the output stage. Although intended essentially to be a design article many readers chose to regard the amplifier as a high-quality system (we didn't use the term "high fidelity" much in those days*) as it gave a distortion harmonic content of less than 0.5%.

The phase-splitting circuit was later used fairly widely in commercial amplifiers, e.g. the R.C.A. Orthophonic, and has also been used in the design of industrial equipment. Mullard have published a "starvation" version of the circuit[2], whilst more recently in this journal[3] and in *Electronic Technology*[4,7] A. R. Bailey has evolved single-ended versions of the circuit for special purposes.

Principle of the High-gain Circuit.—G. W. Short has recently surveyed[5], very exhaustively, this and circuits of a similar nature, and it will only be necessary to restate the principles involved very briefly.

Let us first consider the circuit to the right of A-B in Fig. 1; the stage V2 has the general configuration of a divided load phase-splitter, the anode load is R_3 and the effective cathode load consists of R_2 in parallel with R_1; since h.t.+ and h.t.− are at the same a.c. potential, it is immaterial from the point of view of V2 whether the point C of R_1 is returned to the positive or to the negative rail. Consequently, if the value of R_1 and R_2 in parallel is made equal to R_3 then, for a given impressed voltage between A and B, the output voltages V_{o1} and V_{o2} will be equal. There is no *a priori* reason why R_1 and R_2 should be made equal but the author chooses to make them so to make the sums easier because then $R_1 = R_2 = 2R_3$ for equality of output.

From our general knowledge of such circuits we know that V_{o1} $(=V_{o2})$ will be slightly less than V_{AB} since the grid-cathode voltage of V2 will be such that $V_{o2} = V_{AB} - V_g$.

If we choose a triode of the following characteristics for V2; $g_m = 8.5$ mA/V, $\mu = 40$, $r_a = 5\text{k}\Omega$ and make $R_1 = R_2 = 100\text{k}\Omega$ and $R_4 = 50\text{k}\Omega$, then V_{g1}/V_{AB} will be about 10 or V_g will be about 1/11 of V_{AB}. Now R_4 and R_5 are in parallel so that the effective grid—cathode impedance $R_g' = \dfrac{R_4.R_5}{R_4+R_5}$. The current flowing through this impedance will be $i_{in} = \dfrac{V_g}{R'_g}$ and this current is supplied from the anode circuit of V1. Viewed from A-B, the input impedance will be V_{AB}/V_g or, in terms of V_g, this impedance will be $\dfrac{V_{AB}}{V_g}$. R'_g. We have already seen that $\dfrac{V_{AB}}{V_g}$ may be about 10 (actually 11 in our calculated case) so that the effective impedance presented to the anode circuit of V1 is some 10 times the physical grid-cathode impedance of V2.

The d.c. required for the anode of V1 sets a limit to the maximum permissible value of R_4 and these d.c. considerations will usually fix R_4 at a value from $100\text{k}\Omega$ to about $1\text{M}\Omega$.

In our practical case $R_4 = 820\text{k}\Omega$ and $R_5 = 2.2\text{M}\Omega$ so that $R'_g = 598\text{k}\Omega$. We have also seen that V_{AB}/V_g may be about 10 so that the apparent input impedance to the right of AB becomes of the order $10 \times 598\text{k}\Omega \simeq 6\text{M}\Omega$. As we have seen, this appears as the anode load to the pentode V1 and the value is in the same world as the a.c. resistance of the pentode. By this means we can realize a substantial proportion of the μ of the pentode as gain and since this μ may be very high (frequently of the order of $\times$ 5000) it is possible to achieve a gain of the order of 3000 to either output point, without much difficulty.

Even with separate valve envelopes for V1 and V2, the circuit offers substantial benefits of gain over any other similar arrangement: the recent introduc-

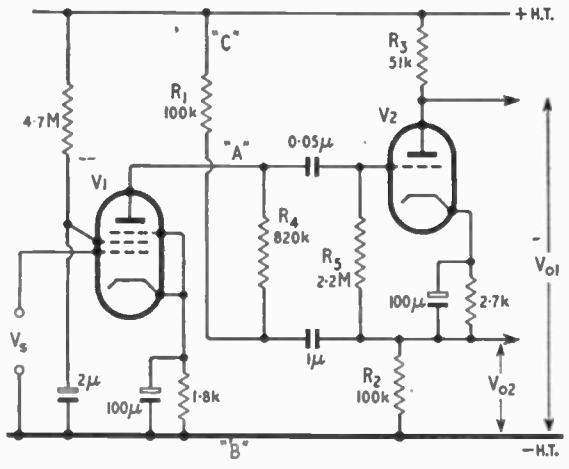

Fig. 1. Basic circuit of high-gain phase splitter.

tion of a suitable audio-frequency triode-pentode, the Brimar 6BR8, enables these benefits to be achieved in a single envelope. The values shown on the circuit of Fig. 1 do, in fact, relate to a 6BR8; with an h.t. supply of 300V the values shown give a gain of over 3000 times (to either output V_{o1} or V_{o2}). At 10V r.m.s. output the measured distortion was 0.6%. This distortion was almost entirely second harmonic in content. The a.c. and d.c. loads on V1 are very different and the circuit component values were therefore finally determined experimentally to give a reasonable compromise between the somewhat conflicting factors of gain and available output.

It will be seen that the circuit operates in a semi-starvation condition which has the effect of raising the available μ considerably above the value given in the relevant application report; the makers characteristics for the pentode portion are quoted as $g_m = 5.25$ mA/V and $r_a = 500\text{k}\Omega$ for a bias resistor of 80 ohms and a cathode current of 12.8mA. This gives a computed value of $\mu = 2600$, which is less than the gain which we can realize; it follows therefore that by operating the pentode stage in a lower current régime the available μ is significantly increased, in fact the anode current under our chosen condition of operation is less than 0.25mA. A circuit virtuoso could probably soar to even greater heights of gain in a cadenza on this theme.

In the practical application of this circuit some of the gain is deliberately thrown away in the interests of low frequency stability when negative feedback is applied over the whole amplifier, thus in the applied version the bypass capacitor on V2 bias resistor is omitted.

Advantages of the Circuit.—It is, of course, easy to achieve the same total gain by other means using more stages but in addition to the obvious economy in valves and components there are substantial advantages to be obtained in achieving a large gain in as few stages as possible since this gain is thereby associated with a correspondingly smaller number of phase-shifting networks. This greatly simplifies the application of negative feedback over a whole amplifier system; in fact the real virtue of the circuit resides in this property and it is this which makes it most suitable for inclusion in a design which has to be constructed by readers who, for all I know, may not possess wide-range oscillators, phase-sensitive valve voltmeters, long persistence oscilloscopes or even transfer function analysers!

Comparison with Other Two-valve Phase-splitter Arrangements.—There are, of course, many other methods of connecting two (similar or dissimilar) valves in a phase-splitting arrangement; we must of course regard any two-valve combination in a single envelope as two valves for the purpose of the act.

The following table sets out the gains available with different valve combinations, for comparison purposes.

It is seen therefore that the circuit of Fig. 1 offers very substantial advantages of gain over any comparable arrangement.

Advantages of the Circuit for Stereo Use.—We have already seen that the circuit of Fig. 1 can save a complete valve compared with other methods of phase splitting, for equivalent gain; the saving of one valve has not tended to be a matter of prime importance in recent years but with the advent of stereo a possible saving of two valves becomes well worth having. It must be a matter of regret to manufacturers that only two channels were adopted for stereo but even so the ark-like need for two of everything is a strain on most pockets.

The high gain permits another substantial benefit, however. As designed, a gain of well over 2,000 is obtained from the phase splitter; if we use the circuit to drive EL84s which requires 8V r.m.s. grid drive, the input signal without negative feedback is some 3mV; when overall feedback of 20dB is applied the overall sensitivity is better than 40mV. This enables the relatively insensitive ceramic type of pickup to be fed directly into the main amplifier and, if desired, it is possible to dispense entirely with a pre-amplifier.

The author is of the opinion—and will no doubt live to regret it in the correspondence columns—

Valve Combination	**Triode + Triode**	**Triode + Triode**	**Triode + Triode**	**Pentode + Triode**	**Pentode + Triode**
Typical Valves	ECC83 (both sections)	ECC83 (both sections)	ECC83 (both sections)	EF86+ EF86 (as triode)	6BR8 (both sections)
Method of Connection	Triode amplifier + divided load splitter	See-saw	Schmitt (long-tailed pair) or cathode-coupled	Pentode amplifier+ divided load splitter	As in Fig. 1
Gain	54	62	27	200	3500

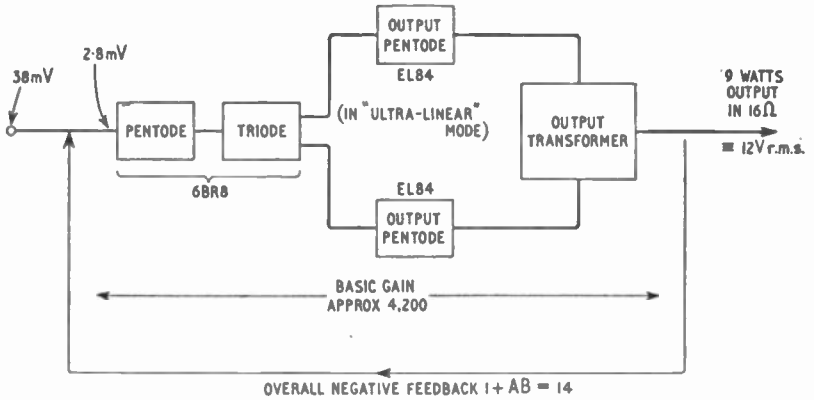

Fig. 2. Block diagram of either channel of stereo power amplifier.

that with a good pickup and loudspeaker system the modern pre-amplifier with its multiplicity of possible settings is more trouble than it is worth. One example has 14 panel controls alone, if we assume that a 2dB change of level is just discernible on the tone controls then there are some 1,200 possible combinations of tonal quality alone for a given volume, and the probability of the domestic user selecting the optimum setting is low. If any reader doubts this suggestion let him play the same record on different days and on the two occasions let him set the controls with his eyes shut; the comparison, even of volume setting, will be a little daunting. We also have it on the excellent authority of Mr. P. J. Walker that " With a very good loudspeaker it should seldom be possible to improve the balance professionally achieved at the transmitting studio." Even the impressive unit referred to earlier, which aims to be all things to all men, is not really complete as no provision is made for equalizing Edison Bell cylindrical records.

For those who do wish to have auxiliary bass and treble controls the amplifier sensitivity is sufficient to permit the insertion of passive networks between a crystal or ceramic pickup and the amplifier.

One final advantage associated with the saving of two valves is, of course, the reduction in total size, which can significantly affect the cost of the cabinet or enclosure required.

Design of a 9W+9W Amplifier

The circuit has been applied to the design of a 9W + 9W Stereo power amplifier using EL84s in the " ultra-linear " mode as the output stage, a block schematic of either channel is given in Fig. 2.

Although the output valves are nominally rated for 11 watts output the author has the same trouble as a previous contributor, G. W. Short, for whom circuits never do what the manufacturers or designers claim, and has, therefore, deliberately down-rated the amplifier output. He also holds another heretical

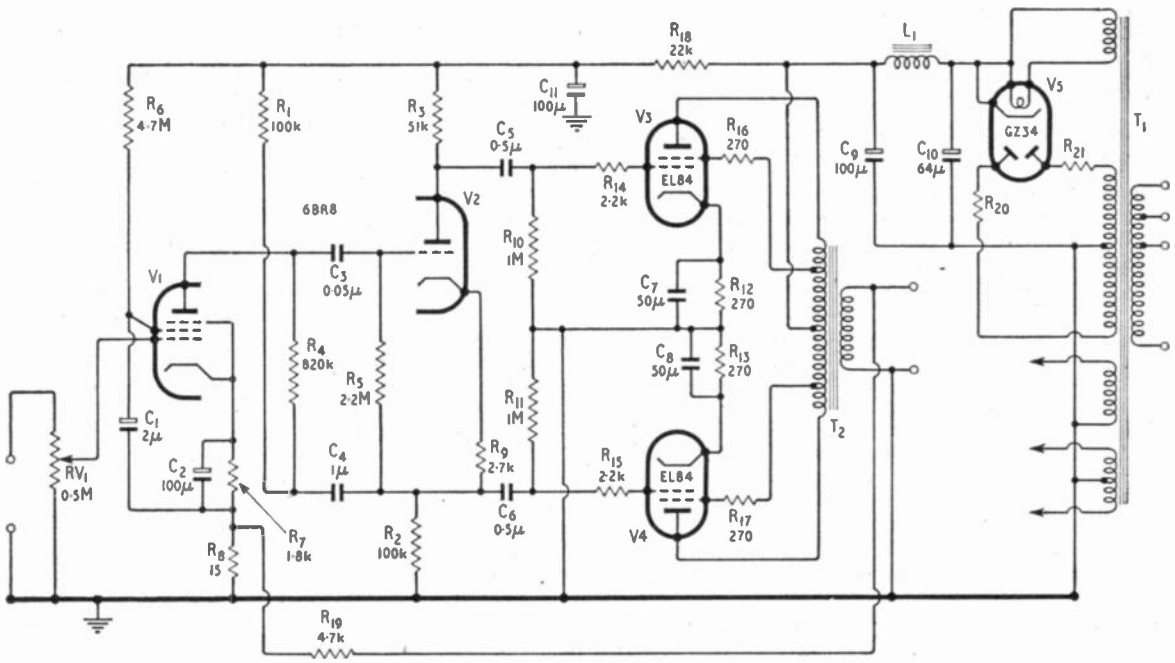

Fig. 3. Circuit diagram of either channel of power amplifier and power supply unit for both channels.

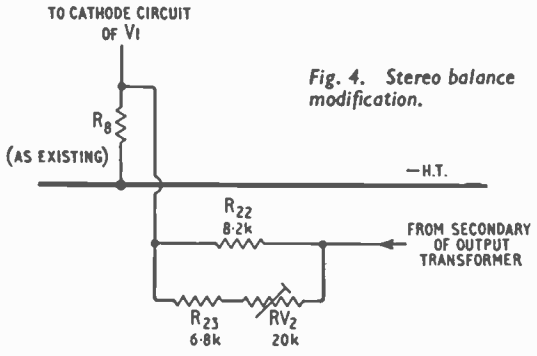

Fig. 4. Stereo balance modification.

belief, that amplifiers should give something like the designed performance, even when only unmatched valves are available and without the need for setting phase-splitter balance controls.

The complete circuit for a single channel together with the power supply system required to serve both channels is given in Fig. 3.

V1 and V2 constitute the pentode and triode sections respectively of a 6BR8 and as pointed out earlier the circuit differs slightly from Fig. 1 in that there is no bypass capacitor across the bias resistor of V2. In this form the gain of the phase-splitter from the V1 grid to either output grid, including the loading effect of the resistor R_{10} (or R_{11}) was measured to be 2,300, a number of prototypes produced values of gain within 10% of this value without any special precautions in the selection of components.

Overall negative feedback is derived from the secondary of the output transformer and applied through the feedback resistor R_{18} to resistor R_8 in the cathode circuit of V1. The average overall gain of the system from V1 grid to the output transformer secondary load is some 4,200 so that, for a feedback ratio $B = \frac{R_8}{R_8+R_9} = \frac{15}{4{,}700+15} = \frac{1}{314}$, the calculated feedback factor $1 + AB = 1 + \frac{4{,}200}{314}$ = 13.4 which is equivalent to 23dB. This compares very well with the measured value of 23dB.

Stereo Balance Arrangements.—A number of factors operate which can lead to an overall difference in the acoustical performance between the two channels, in particular:

(a) The ideal siting of loudspeakers may not be feasible in domestic surroundings.

(b) It is quite usual to create a stereo system from existing "bricks" and this may lead to the employment of loudspeakers which have different characteristics.

(c) There may be differences in the basic sensitivity of the pickup between the two channels.

It is usual therefore to provide some method of adjusting, on a pre-set basis, the balance, or relative, gains of the two channels.

The best method of achieving this depends on the overall system chosen and therefore two alternatives are offered.

If no pre-amplifier is used.—In this case the control RV_1 and its counterpart in the RH channel will be two sections of a ganged volume control, and this control will be the main volume adjustment of the system. The balance control can then take the form of an adjustment of one of the channel amplifier feedback resistors. Since the range of adjustment is small (about 4½dB) and since there is a generous margin of stability in the amplifier the adjustment needed makes no significant difference to the designed performance.

To provide the variation required the feedback resistor R19 on one of the amplifiers is replaced by the arrangement of Fig. 4.

If a pre-amplifier is used the main volume control will normally be associated with the pre-amplifier so that the input volume control RV_1 of Fig. 3, and its related component in the RH channel, will be redundant. Two methods of providing the stereo balance adjustment are, therefore, available:

(a) An adjustment of one channel can be provided as shown in Fig. 4, in which case the input volume controls can be replaced by fixed resistors of say 1MΩ,

or (b) the input volume controls can be replaced by ganged logarithmic/antilogarithmic potentiometers following the 10% law. In this system the LH channel is connected to a logarithmic potentiometer reversed, and the RH channel is connected normally to antilogarithmic potentiometer as shown in Fig. 5. This method has the advantage that no internal modification to either amplifier is required and the insertion loss of the balance circuit at the mid-position is less than 1dB.

The gain adjustment is then differential over the whole range of maximum to minimum, but in practice this wide range of adjustment can sometimes be an embarrassment and of course the cost of this type of control is considerably higher than the simpler arrangement of Fig. 4.

Power Supply Unit

The power supply unit is common to both amplifiers and consists of a standard mains transformer feeding a GZ34 rectifier operating in the capacitor-input condition.

Although in recent years there has been a tendency to adopt resistor-capacitor smoothing for small amplifiers, in this instance choke-capacitor smoothing has been adopted for the following reasons:

(a) The combined current of the two amplifiers is quite high (approximately 180mA) and common resistive smoothing would not be practicable.

(b) The regulation of the h.t. system is not significantly affected by drawing current for a pre-amplifier or tuner unit.

A single heater supply has been provided to feed all valves in the main amplifiers (other than the rectifier). This supply is earthed on one side and there may be some further advantage, from a hum point of view, if a true or artificial centre tap were provided. A separate heater winding is provided for use with a pre-amplifier or tuner unit. If this supply is used alternatively for a pre-amplifier or tuner unit care should be taken to ensure that the earthing arrangements cannot lead to a short circuit, as some commercial f.m. tuners have internal earth connections to the heater circuit.

The h.t. circuit is capable of providing a current up to 20mA to a separate pre-amplifier or tuner. Any auxiliary unit should have its own adequate decoupling circuits to ensure that the overall system remains stable.

To simplify the construction of the amplifier all the smoothing electrolytic capacitors are provided in the form of two 64 + 100μF units. The 64μF portion of the can mounted in the LH portion of the chassis serves as the rectifier reservoir and the associated 100μF section acts as the choke filter capacitor. The other can provides the 64μF for smoothing to the early stages of the LH amplifier and the 100μF serves the same function to the RH channel. There is no significance in the difference in value, the selected components are combined in this particular way and there is no measurable difference in the 100-c/s hum level between the two channels of the amplifier.

Measured Performance of the Amplifier

The following measurements were taken on one channel of a representative prototype with the overall negative feedback applied.

Input Sensitivity.—38mV at 400c/s applied to the input produced 12V across a 16-ohm load connected at the output transformer secondary.

Power Output.—With the conditions given in the foregoing paragraph, the 12V across a 16-ohm purely resistive load was equivalent to 9W power output.

Distortion.—At 9W power output in the 16-ohm load the following distortion products were measured (again at 400c/s input).

Harmonic order	2nd	3rd	4th	5th	6th	7th	8th	9th
Distortion % ..	0.073	0.041	0.068	0.056	0.020	0.024	0.030	0.029

Total r.m.s. distortion 0.13%

Gain Frequency Response.—The overall response was ±1dB from 10c/s to 20,000c/s.

Hum Level.—The total r.m.s. hum level was 80dB down on maximum output.

Channel-to-Channel Crosstalk.—When measured with the input to each channel short-circuited, the channel-to-channel crosstalk at 400c/s was better than 74dB. At 1k/cs the crosstalk was 66dB whilst at 10kc/s a value of 48dB was measured.

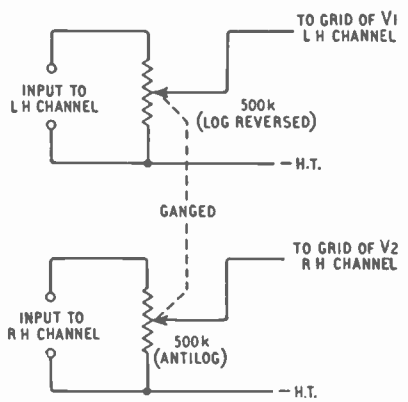

Fig. 5. Alternative stereo balance circuit.

Balance of Channel Gains.—The overall gains of the left-hand, right-hand channels with the gain controls at maximum were within ½dB of each other (this was also true when dissimilar transformers from different manufacturers were used in the two channels).

Additional Measured Data.—Other measurements taken, including internal measurements on the phase splitter and the overall loop gain characteristics, are given in Appendix I.

Comment on Measured Performance.—The measurements relate to a typical prototype; by selection of output valves and accurate adjustment of supply voltages it was possible to improve the distortion content to less than 0.1%, on the other hand the worst combination of available valves and output transformer gave 0.24% total distortion.

One of the most important features of any amplifier is its ability to perform adequately under conditions other than those obtaining in the closely controlled world of measurement. A. J. Kander suggests[6] that all amplifiers should be stable under conditions ranging from half the nominal load impedance up to open circuit and also suggests that the amplifier should be stable with 0.1-μF in shunt with the load. He finds, however, that many "amplifiers seen by the author have not been capable of meeting such a stability test."

One famous amplifier at least is known to dislike the shunt capacitance of long loudspeaker leads and by the geographical limitations which stereo imposes it is often necessary for loudspeaker leads to run considerable distances.

The present amplifier has, therefore, been checked for stability under the following load conditions:—

(a) A pure resistive load from zero to infinity (in fact the author uses an identical amplifier as part of a power oscillator which is frequently fed into an open circuit).

(b) A number of loudspeakers of impedance from 3 ohms to 15 ohms, including units with built-in crossovers.

(c) A 15-ohm load shunted by a 0.5μF capacitor.

The amplifier was found to be completely stable under all these test conditions. By using high-stability, close-tolerance resistors in the feedback circuits the gains of the two channels are very closely controlled (a maximum deviation of ½dB between prototypes was recorded). It is unlikely that the basic gains will need resetting as a 4dB change of internal gain results in an overall change of gain of only ½dB, such a change would normally be the symptom of some discernible catastrophic condition.

(To be continued.)

The next instalment will deal with constructional data, and will give guidance on various alternative input circuits including, where necessary, pickup equalizers and pre-amplifiers.

REFERENCES

[1] "A New High-gain Push-pull Phase Splitter Circuit," E. Jeffery, *Wireless World*, Aug. 1947, pp. 274.

[2] "High Stage Gain at Low Frequencies." *Mullard Technical Communications*, No. 6, Jan. 1954, pp. 137-141.

[3] "Economical High-Gain A.F. Amplification," A. R. Bailey, *Wireless World*, Jan. 1960, pp. 25-7.

[4] "Low-distortion Sine-wave Generator," A. R. Bailey, *Electronic Technology*, Feb. 1960, pp. 64-7.

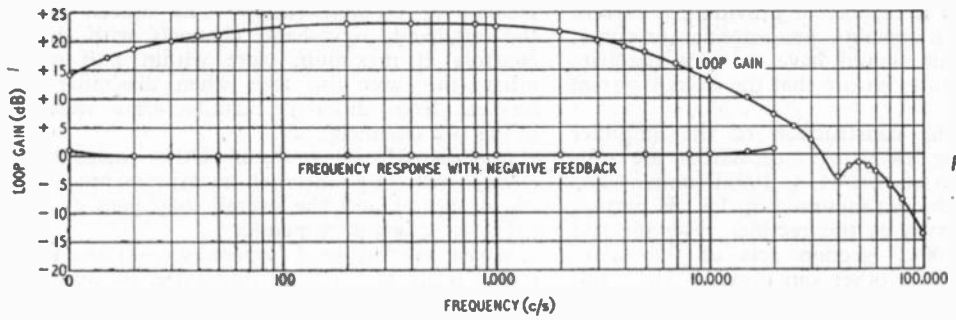

Fig. A.

[5] "The Bootstrap Follower," G. W. Short, *Wireless World*, Jan., 1961, pp. 21-5; Feb., 1961, pp. 79-82.
[6] "Universal Feedback Amplifier Circuit," A. J. Kauder, *Audio*, Jan. 1960, pp. 19-21.
[7] "The Bootstrap Amplifier", W. Tusting, *Electronic Technology*, Jan. 1961, pp. 27-31.

APPENDIX I

Additional Measurements on Stereo Amplifier.

1. The frequency response and loop gain characteristic of the amplifier are given in Fig. A.

2. *Distortion before overall negative feedback is applied.* Measured at 400 c/s with 12V r.m.s. across the 16-Ω output load.

Harmonic order ..	2nd	3rd	4th	5th	6th	7th	8th	9th
Distortion %	0.71	0.24	0.38	0.35	0.22	0.19	0.16	0.14

Total r.m.s. distortion = 0.98%

3. *Sensitivity before negative feedback is applied.* 1.09 mV input at 400 c/s gave 4.9V output. (i.e. overall gain at this frequency ≈ 4500).

4. *Hum levels before negative feedback is applied.* At 50 c/s 21mV or 55 dB below maximum output. At 100 c/s 7mV or 63 dB below maximum output. At 150 c/s 8.3mV or 63.5 dB below maximum output.

5. *Measurement of phase-splitter output.*
(a) Distortion at V3 grid with 12V output across 16-Ω output load, at 400 c/s i.e. approx. 8 r.m.s. at grid.

Harmonic order ..	2nd	3rd	4th	5th	6th	7th	8th	9th
Distortion %	1.0	0.21	0.09	0.19	0.19	0.14	0.11	0.10

Total r.m.s. distortion 1.08%

(b) Distortion at V4 grid under conditions set out above.

Harmonic order ..	2nd	3rd	4th	5th	6th	7th	8th	9th
Distortion %	1.39	0.37	0.39	0.28	0.27	0.28	0.25	0.19

Total r.m.s. distortion 1.6%

(c) Grid-to-grid unbalance at 400c/s = 1.02% (This figure will inevitably depend on the resistor equality in the loads on V2.)

A note on a.c. voltage and harmonic distortion measurement.

The author has noted a tendency to imply accuracies of a.c. measurement which are not realizable with commercial equipment, e.g., the excellent Avo Model 8 has an accuracy of ±2½% of full scale on the a.c. voltage ranges and power measurements are therefore liable to a ± 5% error. The best commercially available valve voltmeter claims an accuracy of ± 1% (of full scale) although in fact the indicating meter fitted has itself this degree of inaccuracy. Elaborate precision laboratory equipment is needed to achieve better results than this. The author's distortion percentages are computed from ratios of fundamental and harmonic voltages and for this reason are liable to the errors of a.c. measurement.

"Wireless World" Books—New Editions

Principles of Transistor Circuits (2nd Edition) by S. W. Amos, B.Sc.(Hons.), A.M.I.E.E. The author, who is Editor of the Technical Instruction Section of the B.B.C. Engineering Department, has revised completely and brought up to date the first edition, incorporating six new chapters. Starting with a clear, simple exposition of the physical principles on which the operation of semiconductor devices depends, a lucid and logical development leads to consideration of the factors affecting the use of transistors and other semiconductor components in equipment. Principles are illustrated by reference to typical circuit applications, including f.m. receivers and pulse techniques. The author's final chapter deals with some of the recently-developed devices such as the tecnetron, tunnel diode and controlled silicon rectifier. Pp. 211 with 125 diagrams; price 21s (by post 22s).

Learning Morse.—First published in 1939 and now in its 13th edition this guide to a mastery of the international telegraph code contains the Morse alphabet, numerals, punctuations and other commonly used signs. It explains how to hold and operate a telegraph key in the easiest way and contains a description of a simple transistor oscillator for practising and teaching the code. Included also is the revised "Q" code abbreviations approved at the 1959 International Radio Conference at Geneva. Pp. 20 with 7 illustrations. Price 1s 6d (1s 9d by post).

Both books are published for *Wireless World* by Iliffe Books Ltd., Dorset House, Stamford Street, London, S.E.1.



This method is not recommended in "Learning Morse."

International Semiconductor Symposium

Colloque International sur les Disposifs à Semiconducteurs—Paris, 20-25 February, 1961

ORGANIZED by the Society of French Electronicians and Radioelectricians (S.F.E.R.) and under the patronage of the National Federation of Electronic Industries (F.N.I.E.) this colloquium followed the French Components Exhibition (in fact the two events overlapped by two days). More than 900 participants from all parts of the world attended. There were 140 lectures and discussions in three concurrent sessions, two in the UNESCO building and the third in the adjacent headquarters of the French P.T.T. Many supplementary discussion groups were organized spontaneously by specialists. The success of the symposium was proved by the attendance which was sustained to the end.

The main purpose of the conference was the exchange of ideas on the possibilities and limitations of semiconductor devices, and to promote a better undestanding of the ponts of view of manufacturers and users. To this end the papers were grouped under three main headings, with various sub-divisions. (The figures in brackets indicate the number of papers in each section.)

Production. H.F. transistors (11); power transistors (6); miscellaneous transistors (6); p-n-p-n diode and triode switching devices (5); tunnel effect devices (7); parametric diodes (3); photo-diodes, solar cells (7); thermo elements (7); miscellaneous techniques (7); miscellaneous devices (8).

Applications. Thyratrons (8); pulse circuits (9); amplifying and oscillating circuits (10); "equipments" (4); measurement (7); micro-electronics (4); tunnel diode applications (6); new devices (4).

Reliability. General (4); physical data and technology (7); methods of measurement (5).

Inevitably in such a rapidly developing subject as semiconductors, rigid classification was impossible and many papers seemed to sit uneasily in the sessions to which they had been assigned. The following notes are intended to give an impression of some of the highlights rather than a balanced survey of the conference, for which prolonged study of the published papers and discussions will be necessary.

All lectures containing any reference to mesa structures or to epitaxial techniques (the growth of very thin layers of high resistivity material by vapour deposition in which the new layer continues the crystalline alignment of the substrate) were well attended in the hope that something might be disclosed in the way of new manufacturing recipes and "cooking." Undoubtedly the customers learned much, but some of the "chefs" to whom we spoke did not think that their colleagues had been particularly communicative. Undoubtedly a lot of work is being done in gallium arsenide and other intermetallic compounds for use in transistors and diodes but much of this is clearly of an experimental nature and there are as yet no signs of their general adoption in production. Sintered semiconductor thermo-elements are not isotropic according to M. Alais and G. Fournet (Soc. Alsacienne de Constructions Mécanique) who showed that the figure of merit, as defined by thermo-electric power and thermal and electrical conductivity, is greatest at right angles to the direction of application of pressure during the forming process. Double-diffused transistors of the planar (as distinct from the mesa) type were reported by V. H. Grinich (Fairchild Semiconductor Corp.) in which the active base region is limited by masking with a film of silicon oxide using a photo-lithographic process to define the surfaces exposed for treatment. After diffusion all the exposed surface is completely re-covered by a re-grown SiO_2 layer which prevents contamination and gives mechanical protection when the transistor is encapsulated in "micro" circuit elements. A comparable technique was described by Fromageot, Michelet and Saintesprit (Lignes Télégraphique et Téléphonique).

Among special-purpose junctions the most interesting were those designed for the detection of nuclear radiation. These give rise to electron-hole pairs in the depletion layer and a ray counter junction of n-i-p type, described by Mme L. Koch and J. Messier (Centre d'Etudes Nucleaires de Saclay) has made possible the detection of individual gamma rays. Modification of the collector junction reverse current in l.f. transistors (e.g. OC72) due to flaws in the material has been used by J. Bok and R. Schuttler (Centre d'Etudes Nucleaires à Fontenay-aux-Roses) to measure neutron flux. Irradiated transistors of this type can be used to measure gamma radiation in the presence of neutron fluxes below that of the maximum irradiation.

Germanium grain boundary photocells of high sensitivity and extremely small size (smaller than a light spot can be focused) were described by Dr. H. A. Schell (Te-Ka-De), and field effect transistors utilizing grain boundaries and having a negligible temperature coefficient at low temperatures were discussed by H. F. Matare of the same company.

The papers on micro-circuit techniques were well attended. A somewhat more sober approach, with a revision of early astronomical estimates of packing densities for components, was evident; no answer was forthcoming to the problem of interconnecting micro-units in large and complex combinations. Research on the simulation of inductance by impedance inversion and multiplication by means of diode and transistor circuits was reported by Nishizawa, Kojima and Yoneyama (Tohoku University, Sandai) who have obtained stable impedances equivalent to 1H and 100μF. The importance of these devices, which do not involve magnetic fields, and therefore unwanted couplings, in micro-circuits are obvious. The future of micro-circuits and indeed of the extension of semiconductor techniques in general towards higher frequencies and faster switching times seems now to rest with tunnel diodes which are cheap to produce, have fewer connections and are therefore more reliable, and are immune from surface effects and more suitable for encapsulation in micro-circuit modules.

The symposium was honoured by the presidency of Prince Louis de Broglie who, in his opening address, traced the development of atomic physics and its bearing on semiconductor theory with the lucidity and simplicity which is characteristic of the greatest scientific minds. Cogent speeches were contributed to the opening session by M. R. Gueur (chairman of the organizing committee), M. Jeanneney (Minister for Industry) and General Guerin (chairman of the S.F.E.R.) who described the recent rate of development as "explosive," the result of a "chain reaction between research and application in industry."

In the space available it has been possible to touch only on some of the highlights of the symposium, but the full proceedings will be printed and will be available to non-participants in two or three months' time from the Société Française des Electroniciens et des Radio-électriciens, 10 avenue Pierre Larousse, Malakoff (Siene), at a cost of about 150NF (£11).

LETTERS TO THE EDITOR

The Editor does not necessarily endorse the opinions expressed by his correspondents

Bootstrap Follower Amplifier

In the January issue of *Electronic Technology*, W. Tusting gives an interesting theoretical analysis of the low-frequency response of this type of circuit. If the lower coupling capacitor (C_3 in my Fig. 9, p. 79, February *Wireless World*) is very large compared with the upper one (C_2), then the l.f. response of a typical circuit is similar to that of a normal amplifier with one RC coupling. Mr. Tusting says that, generally speaking, it will suffice to choose the main coupling (C_2R_5) so that it alone will give the required response, and then make the lower capacitor about 50 times as big as the upper one. This looks like a useful rule of thumb. It may seem surprising that it is necessary to choose C_2 and R_5 so that they will give the required response in the absence of any impedance multiplication. When C_3 is large enough R_4 is effectively returned to the cathode of V2, however, and because of this the time constant C_2R_5 is unaffected by feedback.

If the lower capacitor is appreciably less than 50 times as big as the upper, a step appears in the l.f. response. In the example given, the response levels out after an initial drop of about 7dB, remains level as the frequency is reduced, then falls again, at very low frequencies. This type of response is undesirable in a straightforward amplifier, but Mr. Tusting points out that it may be useful in a negative feedback amplifier because the l.f. phase shift is less than that of the ordinary RC coupling (C_2R_5) alone.

The writer has confirmed the existence of the step in the l.f. response by experiment.

Croydon. G. W. SHORT.

THIS circuit has received considerable attention from the technical press this year, and additional analytical treatment appears in *Electronic Technology* (January 1961), as well as in the January and February issues of this journal. However, I find it difficult to accept certain explanations of its behaviour.

First, a.c. coupling to the cathode follower is not essential. Secondly, the high input impedance of the cathode follower is not primarily responsible for the substantial increase in gain of the pentode. I would suggest that the bootstrapping is merely a form of positive feedback, or servo assistance.

It is well known that if the anode load of a pentode valve be progressively increased the gain ceases to rise appreciably because of the fall in anode current, and mutual conductance. The h.t. supply has to be progressively increased to avoid this effect which is frequently uneconomical, and moreover the valve ratings may be exceeded. In the bootstrap circuit the cathode follower regulates the h.t. supply to the pentode (junction of R_{LP} and R_{LC}) at signal frequency and in phase with the output of the pentode. This may be regarded as positive feedback, and the cathode follower is able to do this because of its low output impedance.

The accompanying circuits illustrate these points and a circuit which I have used for some time. It yields a gain of 2,500 with complete reliability. Other readers may be interested to know that this type of circuit has also been discussed by Mr. A. W. Keen in a paper entitled "Bootstrap Technique" (*Electronic & Radio Engineer*, Sept. 1958).

An EF86 and half a 12AT7 in one envelope would be very useful in low level audio circuits because the signal-to-hum ratio would be superior to the 6BR8.

It has, like the cascode amplifier, the advantage of high gain with a single phase inversion, but in contrast a lower output impedance. For this reason the circuit may also find application as a time base or shunt amplifier circuit in an h.t. stabilizer.

Sevenoaks. J. R. OGILVIE.

The author replies:

It is certainly possible to regard the bootstrap follower as an amplifier containing a positive feedback loop. This does not clash with the approach used in my article: it leads to precisely the same results for the overall performance of the circuit.

Personally I prefer not to stress the positive feedback, because there is also a negative feedback loop, and, with resistive circuit components, the negative feedback always predominates. It is impossible for the positive feedback to make the circuit unstable, because the most it can do is to counteract the negative.

It seems simpler to treat the circuit just as a "circuit," without harbouring any preconceived notions about it, than to begin with the assumption that the triode is a true cathode-follower with 100% negative feedback, and then allow for the effect of the reduction of this negative feedback by the potential divider in the triode grid circuit. (Or, taking Mr. Ogilvie's standpoint, to allow

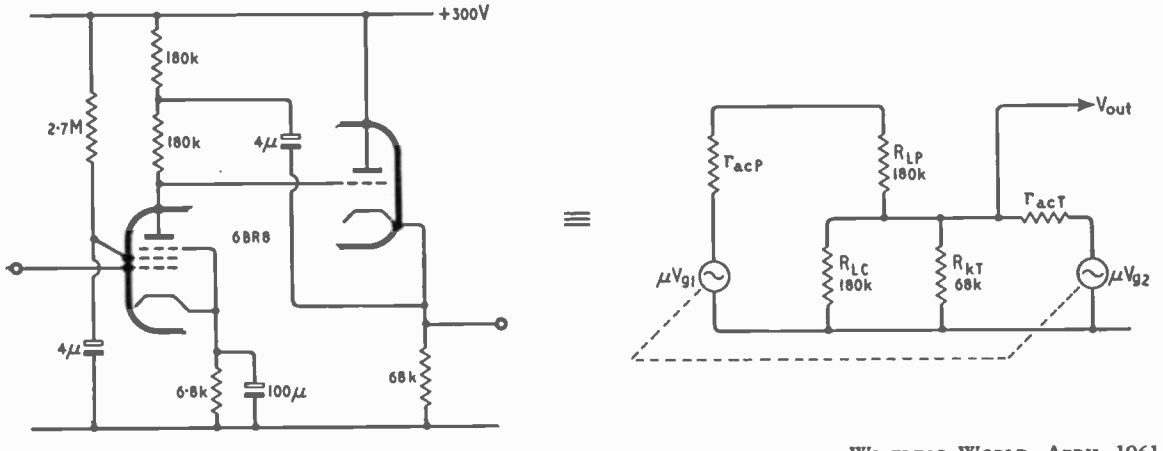

for the application of positive feedback by the same means.)

Mr. Ogilvie's circuit uses the same type of interstage coupling as my experimental phase-splitter (February issue, p. 82, Fig. 17). It is gratifying to learn that he has found it completely reliable. He does not, however, say anything about the frequency response of his single-ended high gain circuit. The amplification factor of the 6BR8 pentode is 2080 (with $I_a = 10$ mA) so his circuit must be operating near the performance limit!

G. W. SHORT.

Aerial Models

IN his article entitled "Practical Aerial Measurements" in the December, 1960 issue, Mr. F. C. Judd includes many useful points of practical nature. It may be helpful to add certain others which have arisen during the installation of a similar aerial model table at the Royal Military College of Science.

The reciprocity principle implies that the radiation pattern of an aerial system is the same for transmission and for reception. One may, therefore, use the model aerial either as a transmitter or as a receiver. The first alternative demands and r.f. coupling between klystron and aerial to permit continuous rotation through 360°; whereas if the model aerial is used as receiver, the crystal diode may be built into its base and simple slip rings may be used to pass the a.f. modulation to the subsequent amplifying stages.

When the author refers to "the use of scale models . . . for determining performance under working conditions," his definitions of "model" includes not only the correct scaling of the aerial under test, but equally faithful reproduction of site obstacles, as shown in the photograph at the foot of page 581. Three points arise in this context, which must be borne in mind in determining the construction and the dimensions of the "V" frame carrying (in Mr. Judd's case) the receiving aerial:

(i) The use of a nearby receiver implies spherical-wave rather than plane-wave geometry, and if the resulting phase discrepancies are to be kept below 45°, the receiving aerial must be at a distance greater than a^2/λ from the nearest point on the model, where a is the width of the complete model (i.e., the test aerial together with the site obstructions).

(ii) The receiving aerial must itself have a radiation pattern sufficiently uniform to "see" the complete model; otherwise reflections from site obstructions near the extremities of the model will be unduly attenuated.

(iii) The "V" frame itself should be constructed in such a way as to minimize additional reflections from its legs. We have used legs of triangular cross-section and have coated their inclined surfaces with Aquadag; thus reflection from the frame legs is not only cut down in amplitude but is also directed away from the receiving aerial.

For his receiver, the author uses a simple crystal-audio system, but we have found this technique to be inadequate for a very fundamental reason. One normally assumes square-law operation for the receiver crystal and, therefore, regards the crystal current reading (after appropriate amplification and demodulation) as a direct measure of received power. Unfortunately crystal performance checks show that this law does not hold good over the 20dB range which is essential if one is to evaluate satisfactorily the side lobes of many practical aerials.

The accompanying figure shows readings taken on a batch of five CV 111 crystals newly drawn from store. The scales are logarithmic, so that a square law would appear as a straight line parallel to the line PQ. Even greater departure from square law behaviour was found in the case of CV 102 crystals which had been in use for several months.

Errors arising from this cause may be avoided by operating the crystals at a fixed power level, and two methods have been widely used to accomplish this. In

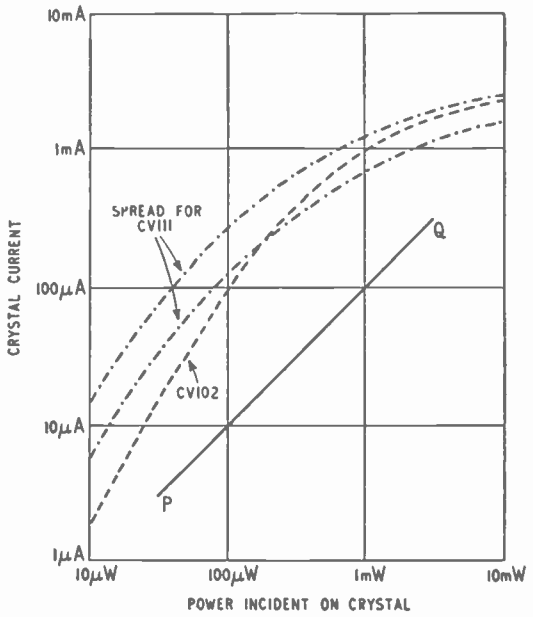

the first, a piston attenuator adjusts the transmitter output so that the received power always remains at a fixed level. Such an attenuator may, indeed, be servo-controlled from the receiver, the driving shaft being coupled to a pen recorder to facilitate automatic operation. Alternatively, normal superheterodyne techniques may be used, with a second klystron serving as receiver local oscillator.

The power incident on the crystal remains effectively constant, provided the local oscillator delivers a signal substantially greater than that picked up by the receiving aerial. One may either feed the receiver output to a normal p.p.i. display to permit inspection or photographic recordings, or one may meter and record receiver output in the normal way.

J. LAIT.
Principal Lecturer,
Radar & Telecommunications Branch,
Royal Military College of Science.
Shrivenham, Wilts.

Transatlantic Radio Telegraphy

NO doubt A. M. Humby is right in saying (March issue) that the long-distance l.f. stations, even when at their zenith in 1924, never managed to carry more than a very small proportion of world traffic. But I think he does rather less than justice to the pioneer stations Clifden and Glace Bay which, 50 years ago, maintained what appears to have been remarkably consistent transatlantic communication.

A tribute to the service was paid in 1912 by an apparently satisfied user, the *New York Times*, which was then receiving its European news telegrams, running at about 25,000 words weekly, by the Clifden—Glace Bay route. Refuting allegations by a cable company that the news was so much delayed as to be no longer "live," the *New York Times* issued a table showing average delays of under two hours*. Much of that delay was ascribed to the long and indirect landlines but, even so, results compared well with the cable service.

The Clifden circuit was still without a long-range rival in 1913, when the Government-appointed Parker Committee reported "practically continuous" communication.

Chichester, Sussex. H. F. SMITH.

* See *The Marconigraph*, April, 1912, p.23.

Paris International Sound Exhibition

NEW LOUDSPEAKER DEVELOPMENTS

ONE of the characteristics of the third International Sound Festival held recently in Paris was the considerable support given to the organization of stereo and other demonstrations by Radiodiffusion-Télévision Française. Foreign radio organizations from Italy, Holland and Switzerland also took part.

"Foreigners" were also well represented among the exhibitors, although in this case the "foreigners" were mainly British. In fact, of the total of forty-three stands, eleven formed a joint British section organized by the Audio Manufacturers Group of B.R.E.M.A. and paid for by the Board of Trade. British equipment was also shown in several cases by its French distributors.

As it happened, almost all the unusual items we noted were in the fields of loudspeakers or amplifiers, and so we are confining this report almost entirely to these two fields.

Mention should however be made of the Frei "Echolette"—a compact device for producing artificial reverberation effects which was shown by Lyrec. This device uses an endless band of magnetic tape in association with three record and two replay heads. These may be used to produce single echos with several delay values lying between about 0.05 and 1 sec. By combining a number of such echoes at various levels, artificial reverberation effects may be produced.

LOUDSPEAKERS

Perhaps the most interesting exhibit was the Orthophase loudspeaker shown by Ge-Go. This might be described as a modernized version of the Blatthaller loudspeaker developed in the nineteen twenties. In both cases a number of long magnets placed side by side are used. In the long magnet gaps lie corresponding long driving conductors: adjacent conductor ends are joined so as to form a single zig-zig shaped conductor. This driving conductor is distributed over the diaphragm so that this latter (as in electrostatic speakers) is driven over the whole of its area. The Orthophase loudspeaker uses a foam plastic diaphragm which is flat on one side and ridged on the other. To the ridges are attached the light-metal ribbon driving conductors and these lie between the pole pieces of a set of ferrite magnets (see diagram).

Seventeen magnets and driving ribbons distributed evenly over an area of four by five inches form a single cell unit, and any number of such units may be combined as required. The high-frequency response of each cell extends within 2dB to 25kc/s—the low-frequency response extends (also within 2dB) to 1kc/s or lower, depending on the total cell area in use and how the cells are loaded acoustically. The intermodulation distortion is claimed to be less than 2% at 5 watts output (for each cell). A square wave reproduced by this loudspeaker bears a considerable resemblance to the original: readers who have seen oscillograms of square waves as reproduced even by high-quality conventional moving-coil loudspeakers will know that this is a remarkable achievement. Each cell has a directional characteristic covering an angle of 30° at 15kc/s (for 6dB down). The fundamental resonance is at 40c/s and the diaphragm can move up to one quarter of an inch. The efficiency is somewhat below that of a conventional moving-coil loudspeaker and the impedance of each cell is 0.35Ω.

A private demonstration was given of a 24-cell full-range free-standing version of this loudspeaker. 30in/sec master tapes (with obviously a very-close microphone recording technique) produced some of the most "immediate" sound your reporter has ever heard. No distortion could be detected, and the bass-drum appeared to be reproduced accurately in that it was partly heard and partly felt.

Another unusual type of loudspeaker was introduced by Philco International. This used "exploded"



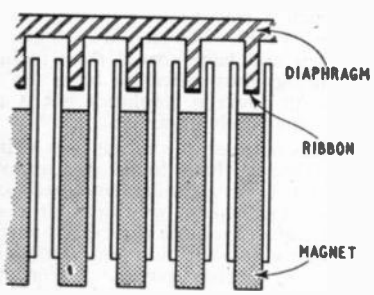

Free standing 24-element Orthophase loudspeaker with (inset) rear view of a single element and (above) diagram showing the construction of one element.

polystyrene as a diaphragm material in order to achieve a high stiffness-to-weight ratio and thus reduce breakup. Although driven normally by a centrally attached voice coil, the diaphragm was unconventionally shaped—convex rather than concave and saucer- rather than cone-shaped. The diaphragm thickness also varied considerably from about 4in at its centre to only about 0.2in at its rim. This rim was suspended by means of special rubberized linen so as to eliminate reflections at the diaphragm edge. The diaphragm was also suspended in various other places, not disclosed. The resonant frequency of this loudspeaker is only about 10c/s in free air: when mounted in its totally enclosed cabinet, the enclosed air stiffness increases this frequency to about 40c/s. The cabinet volume is less than 2 cu. ft. It

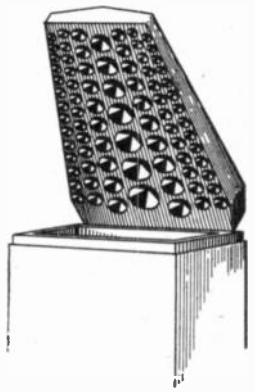

Reflector used in one of the Andre-Radio "Clevox" range of loudspeakers. The conical indentations resonate at different frequencies to correct for deficiencies in the treble response of the loudspeakers.

is claimed that this diaphragm does not break up below about 2000c/s—frequencies above this value are reproduced by a capacitive-fed conventional pressure-driven tweeter.

A high stiffness-to-weight ratio can also be obtained for the diaphragm by making it in sandwich form with the skin material denser and stronger than the filler, as described by D. A. Barlow in our December 1958 issue. The production version of a sandwich cone loudspeaker was shown by Leak. Unlike the prototype first shown at the 1959 Northern Audio Fair, this is associated with a conventional 3-in cone tweeter loudspeaker (crossing over at 1kc/s) rather than an electrostatic unit. Cabinet resonances are, it is claimed, almost completely eliminated by means of a new damping material.

A range of unusual column-shaped loudspeaker systems—the Clevox—was shown by Andre-Radio. Each column contains a number of irregularly positioned flat baffles protruding from the interior of its walls. These baffles both increase the effective column length (by forcing the sound to follow a longer path) and, it is claimed, effectively provide a number of pipes of different lengths and thus produce resonant loading over a considerable frequency range. An unusual reflector is also mounted above the speaker at the top of each of these columns. The surface of each such reflector is indented with a number of conical depressions of different sizes. These depressions resonate at different frequencies to compensate for deficiencies in the high-frequency response of the loudspeaker.



Frei artificial reverberation device using an endless loop of magnetic tape (shown by Lyrec).

AMPLIFIERS AND PRE-AMPLIFIERS

Two unusual features noted in Gaillard equipment were, in their "Europe" amplifier, a separate ECL82 output stage for feeding an electrostatic loudspeaker with frequencies above 10kc/s and, in their Himalaya amplifier, a voltage-stabilizing circuit (using a 6BQ7A double-triode) for counteracting mains supply variations (these are proportionately greater in France than England).

The Ribet Desjardins "Mozart" stereo radio-gram is unusual in that a single power amplifier is used for frequencies below 300c/s, and two separate power amplifiers for frequencies above 300c/s.

A fully transistorized pre-amplifier and 2×5-watt amplifier formed part of the S.P.E.S. "Monteverdi" stereo sound reproducing system. The amplifier response is claimed to be within 2dB from 20c/s to 50kc/s with overall feedback of 28dB.

The Innovation demonstration featured a number of American units which, so far as we know, have not yet been exhibited in England. This enabled one to get an idea of some of the more unusual (dare we say exotic) facilities often available in American equipment. For example, a Marantz pre-amplifier could compensate for five different low-frequency and (independently) five different high-frequency record characteristics. In the corresponding power amplifier, the bias of the output stage as well as its d.c. and a.c. balance could be monitored and adjusted. The output valves could be operated either as triodes or in an "ultra-linear" connection and the damping factor of this amplifier could also be varied.

Digital Computer Kit



The Nash and Thompson transistorized kit shown in the photograph enables complete computers to be built directly from schematic diagrams and is suitable for educational or training purposes. The individual sub-unit "brickettes", which are also available separately, include AND gates, OR gates, inverters, delay units, flip-flops and power packs. The majority of the units have emitter-follower outputs so that several units can be connected directly to one output.

Elements of Electronic Circuits

24.—Delay Circuits

By J. M. PETERS, B.Sc. (Eng.), A.M.I.E.E., A.M.Brit.I.R.E.

A DELAY circuit is one which is arranged to allow the passage of a period of time after the application of an input before an output appears. This property enables it to be used in a variety of roles which are principally:—

(1) To act as a delay or store for pulses in computers so that slow-acting circuits can be permitted to operate.
(2) To generate rectangular pulses.
(3) To duplicate an existing pulse at a later time.

Naturally, trigger circuits can be used to produce delays; however the output from these is synthesized and not the original input delayed: in a true delay circuit the input re-appears as the output after the passage of time.

Various forms and modifications of transmission lines are commonly used as delay circuits and an explanation of the properties of transmission lines will assist the reader in following and understanding their operation.

Properties of Transmission Lines

We will assume that L, R, C and G represent the inductance, resistance, capacitance and leakance* of the line per unit length (metre). If the line is uniform and lossless i.e. $\omega L \gg R$ and $\omega C \gg G$

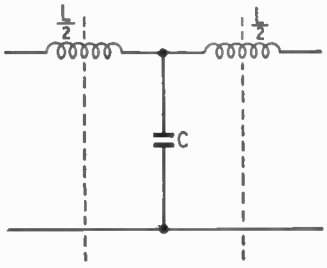

Fig. 1.

then a travelling wave of any shape will move along the line at a uniform velocity without change of shape: if this line is infinite the input impedance is constant and is not affected by the type of waveform applied. Also if the line is of finite length, but properly terminated, the line will appear to the generator to be infinite and the properties of the infinite line will still obtain. An improper termination will cause a reflection and the interaction between incident and reflected waves will create a change in input condition; this effect is used in the generation of rectangular pulses.

Characteristic Impedance.—Still assuming that the line is uniform and lossless, for a travelling wave at any point in the line the ratio (change in voltage)/(change in current) is constant and is equal to $\sqrt{(L/C)}\,\Omega$ which is known as the "characteristic impedance" of the line (this ratio implies that the voltage and current are in phase with each other). For our hypothetical ideal line the characteristic impedance is a pure resistance denoted by R_0; but for the general case of a line which is not loss-free, the expression for characteristic impedance is complex and introduces the terms R and G: this is usually referred to as Z_0. Another name is the "surge impedance" of the line.

Parallel-Wire Line.—For a balanced line, that is, one formed of two parallel wires, L and C depend on the dimensions of the conductors, their separation and the characteristics of the material between them. If we embed the conductors in a material which has a dielectric constant, κ, different from air this will alter the characteristic impedance, the formula for which can be reduced to:—

$$Z_0 \approx (276/\sqrt{\kappa}) \log_{10} (d/r)\,\Omega$$

where r = radius of the conductor, d = spacing between conductors and $d \gg r$.

Coaxial Cable.—The coaxial or unbalanced line is made up of a central conductor surrounded by dielectric sheathed by an outer earthed screen. The expression for Z_0 is of similar form and can be reduced to:—

$$Z_0 \approx (138/\sqrt{\kappa})\ \log_{10}\ (r_2/r_1)\,\Omega$$

where r_2 is the internal radius of the outer conductor and r_1 is the radius of the inner conductor.

Losses.—As the frequency is raised both the resistive (R) and dielectric (G) losses increase. It may seem odd that the resistance of a piece of wire can vary with frequency; but a phenomenon known as the "skin effect" occurs. This, as its name suggests, is the confining of the current to a thin layer at the surface of the conductor. The "inside" of the wire carries no current and can even be removed, leaving a tube.

Transmission Delay

The velocity of propagation along the loss-free line is $1/\sqrt{LC}$ representing a delay of $\sqrt{LC}$ sec/metre. For a uniform open-wire line in free space (strictly, in a vacuum) which does not dissipate energy, L and C are so related that their product is equal to the speed of light $\approx 3 \times 10^8$ metres/sec so that the time delay on an ideal line of this sort is $1/(3 \times 10^8) = 0.003\mu$sec/m.

In practice the conductors are usually separated by a dielectric other than air. The general expression for the speed of an electro-magnetic plane wave is:—

$$v = c/\sqrt{\kappa\mu}$$

where c = velocity of light, κ = dielectric constant, μ = magnetic permeability of the dielectric which in practice can be taken as unity.

The time delay is therefore $0.003\sqrt{\kappa}(\mu$sec/metre).

*Leakance, a term meaning shunt conductance, i.e. the reciprocal of the insulation resistance of the line.

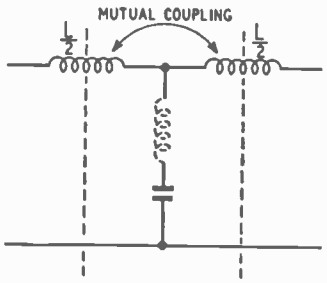

Fig. 2.

A characteristic often quoted by cable manufacturers is " velocity factor "—this is the ratio between transmission speed in free space and in the cable.

Delay Times and Types of Line

For delays as short as 0.005μsec it is usual to use coaxial lines where $\kappa \approx 2.5$ (e.g. $0.003\sqrt{2.5} \approx 0.005\mu$sec/m). Longer delays entail what is usually an unacceptably long coaxial line; however by increasing the length of the inner conductor (by winding it into a spiral) it is possible to obtain delays of the order of 1μsec/metre. Some special cables use a magnetic material to further slow progress of the wave. The characteristic impedance of these modified lines is usually high and for time delays of this order it is often necessary to resort to artificial lines.

Lumped-Constant Lines.—Artificial lines comprise a number of low-pass filters connected in series. The filter section possesses a delaying characteristic; hence it is possible, by suitable choice of capacitors and inductors, to simulate the true line as the transmission line itself can be regarded as comprising an infinite number of filters in series. One of the difficulties, especially when it is desired to delay steep waveforms, is the preservation of the wave shape. All the frequency components of the pulse (and for an ideal rectangular pulse these extend to infinite frequency) must lie within the filter pass band. In other words the frequency components of the pulse must pass through the section with a constant time delay and amplitude. This is impossible to achieve in practice but a compromise is reached in which the filter possesses amplitude and time delay characteristics independent of frequency over a fairly wide band of frequencies. With a line comprising simple filter sections (" constant k ") (see Fig. 1), it is necessary for the cut-off frequency to be very much higher than the frequencies to be passed, if distortion is to be avoided. If more complex sections with mutual coupling between the coils are resorted to (" M-derived ") (Fig. 2), then it is possible to pass, without distortion, frequencies which are a much higher percentage of the cut-off frequency. In other words, the M-derived section possesses a flatter characteristic with a sharper fall at the cut-off point.

Mechanical Lines.—Lumped-constant lines can give long delays, but even these constructions become cumbersome and it is usually necessary to resort to the use of " mechanical", rather than electrical, transmission. Mechanical lines are diverse in form; but three common types are considered here:

Mercury Tubes: The electrical pulse is converted into a supersonic compression wave by means of a quartz or magnetostriction transducer. The wave is applied to a tube of mercury through which it passes at a relatively low velocity.

$$v = \sqrt{(E/\rho)}$$

where E is Young's modulus of the medium and ρ = density of the medium.

Another transducer reconverts the acoustic wave to an electro-magnetic wave. It is necessary to maintain the medium at a controlled temperature since the velocity of the supersonic wave varies with temperature. Special precautions are also necessary to prevent unwanted reflections.

Torsion Wire: The mercury tube is long and can be inconvenient. A simpler form of delay line makes use of the transmission of a " twist " applied to a length of wire, which can be coiled up and supported on a compliant suspension without deleterious effects. The " twist " is usually applied by magnetic means.

Quartz Plate: Another form of mechanical line uses a many-sided plate of quartz arranged so that a wave fed in at one side is reflected internally from the other sides in turn until it either returns to the input or reaches an output transducer.

Satellite Tape Recorder

FIVE tape recorders like the one shown in the photograph are in use in the U.S. Army's Courier 1B " delayed-repeater " communications satellite. When in range of the Puerto Rican or Fort Monmouth (New Jersey) ground station, the satellite can either receive and record or replay and transmit 340,000 words in a five-minute period. Four of the tape recorders are used for transmitting and receiving digital data at a rate of 55kilobits per second, and the remaining one for analogue signals from 300 to 50,000c/s (the tape speed is 30in/sec).

As it is hoped that the satellite will remain in orbit for at least a year, a tape was required which could withstand at least 10,000 passes across the heads. The tape selected was " Scotch " Brand No. 199, a heavy-duty instrumentation tape made by the Minnesota Mining and Manufacturing Company. To produce the low wear required, the same binder is used as is normally employed with videotape. The tape must also be capable of withstanding extremes of temperature: this binder showed no deterioration when tested from −40 up to +250°F.



Tape recorder used in the Courier 1B "delayed-repeater" communications satellite.

WORLD OF WIRELESS

German TV Chaos

THE opening date for West Germany's u.h.f. television network, originally planned for January 1st, is again postponed; this time for a further two or three months. This decision was taken by the West German Federal Court, who ruled that the Federal Government is not allowed to set up and operate a television network of its own as, according to the Constitution, all broadcasting activities must be conducted by the Länder Governments.

The thirty u.h.f. transmitters constructed by the German Post Office in readiness for the government network have so far had to confine themselves to test transmissions. It is not yet known whether or not these stations will be used by the Länder. Another problem is what will happen to the private company, Freies Fernsehen G.m.b.H., which was designated sole programme contractor to the government u.h.f. network. The company has a library full of recorded TV programmes and no transmitters to broadcast them.

West German set manufacturers who have been advertising and producing u.h.f. sets for more than six months are facing trouble, too. The uncertainty about the start of the u.h.f. network has made the public reluctant to buy u.h.f.-equipped sets and stocks of old models (without u.h.f.) are mounting despite price cutting.

It is still not known whether the Länder u.h.f. network will operate on a commercial basis (the government u.h.f. plans were for commercial broadcasts) or whether it will follow the pattern set in the v.h.f. bands by local stations which are non-profit-making but have up to 15 minutes of commercial time per day.

Tape Recorder Import Duty

TWO consolidated actions were recently brought by Grundig (Great Britain) against the Commissioners of Customs & Excise to recover part of the 20% *ad valorem* duty charged on tape recorders imported from Germany in 1958 and 1959; their claim being that they should have come under the category of dictating machines and subject to only 10% duty. In a reserved judgment Mr. Justice Barry granted Grundig a declaration that recorders imported between June and November, 1958, were dictating machines liable for only 10% duty and were not musical instruments. He dismissed their claim for a similar declaration on other recorders and found that they were "combined recorders and reproducers" suitable for reproducing music and were liable for 20% duty.

It was stated that on instructions from Grundig, the German makers had removed small resistors from the machines to reduce their frequency response, but similar resistors were installed after the machines arrived in Britain. Plaintiffs had frankly admitted that the sole purpose for the machines being "maimed" in Germany was to attract the lower import duty rate and they had not attempted to conceal what they had done from the Commissioners.

Stockholm Broadcasting Conference

AT the invitation of the Swedish Government, the European VHF/UHF Broadcasting Conference, convened by the International Telecommunication Union, is to be held in Stockholm from May 26th to June 22nd. The delegations, representing the telecommunication administrations of Europe, will have two principal tasks. First, to examine the present situation of v.h.f. sound and television broadcasting in the European Broadcasting Area (which includes North Africa and part of Asia Minor). The Conference will therefore have to consider whether experience has brought to light any serious defects in the 1952 Stockholm Plans and, if so, to decide what remedies might be applied.

The second and, perhaps, most important task will be in the field of u.h.f. television for which no allocations were made at the 1952 Conference.

To undertake the technical preparatory work for the Conference, a meeting of experts organized by the C.C.I.R. was held in Cannes early in March. Four committees were constituted, dealing respectively with propagation, sound broadcasting, television broadcasting and planning methods for Bands IV and V.

The question of planning methods is a more delicate one in Bands IV and V, compared with Bands I and III, because the u.h.f. bands represent an almost continuous region of the spectrum from 470 to 960 Mc/s, which means that second-channel and receiver-oscillator interference have also to be taken into account when assigning frequencies to stations. It is consequently rather doubtful whether the arbitrary methods adopted at earlier conferences can be applied successfully. The European Broadcasting Union has proposed the use of computers; the problem being the large number of variables in each case and the repercussions of any particular assignment on many other channels.

All the European administrations have adopted 8 Mc/s channel spacing and all *Continental* European administrations have agreed to utilize a 625-line standard for u.h.f. television.

In the field of sound broadcasting, the experts have come to the conclusion that as yet insufficient data exist to take the special requirements of stereophonic broadcasting into account and it is, therefore, probable that the Conference will plan Band II for "mono" only.

Electronics Review

AN ever-increasing proportion of the cost of "military" aircraft is for the electronic equipment installed. Whereas in the Scimitar it was 5% and in the Sea Vixen 14%, in the new NA39 it is 20%. These figures were given by C. I. Orr-Ewing, Civil Lord of the Board of Admiralty, who was guest of honour at the annual luncheon of the Electronic Engineering Association. He also stated that 21% of the cost of a Leander frigate was for the electronic content.

The Association has again issued a well-illustrated

annual review, "British Electronics Engineering," which in its 28 pages outlines the various fields for which its members manufacture capital equipment. The British radio and electronics industry as a whole is now producing some £500M worth of equipment a year (increasing at the rate of 10%) and £175M of this total is manufactured by the capital goods division of the industry.

E.E.A. Council.—The new Council of the Electronic Engineering Association consists of the following member firms, whose representatives' names are in parenthesis:—

A.E.I. (V. M. Roberts); Decca Radar (C. H. T. Johnson); E.M.I. Electronics (C. Metcalfe); Elliott Brothers (W. R. Thomas); Ferranti (W. D. H. Gregson, vice-chairman); G.E.C. (Dr. D. N. Truscott, chairman); Kelvin & Hughes (C. G. White); Marconi's W/T (F. S. Mockford); Mullard Equipment (R. R. C. Rankin); Murphy Radio (K. S. Davies); Plessey Co. (P. D. Canning); Pye Telecommunications (J. R. Brinkley); Redifon (A.V.-M. E. B. Addison); and S.T.C. (L. T. Hinton).

A.P.A.E.—The Association of Public Address Engineers is negotiating with the Post Office for the allocation of a frequency for radio microphones which are being marketed by some of its members. At the Association's recent exhibition two of these, one from West Germany and another from Japan, were shown. The new president of the association is J. Maurice, managing director of Lustraphone Ltd.

B.M.E.W.S.—In order to "protect operating personnel from the extremely high r.f. radiated power . . . and to ensure interference-free conditions for the varied electronic equipment" used on the B.M.E.W.S. site at Fylingdales, Yorks, extensive screening is necessary. Belling and Lee announce that they have been engaged to assist in the design and implementation of r.f. shielding and interference suppression.

Via the Moon.—The first England-Australia radio link using the moon as a reflector was made on February 24 by Pye engineers working in co-operation with the staffs manning the radio telescopes at Jodrell Bank and Sydney. A Pye 1-kW double-sideband a.m. transmitter was used to feed the signals from voice-frequency teleprinter equipment into the 250ft paraboloid at Jodrell Bank. At Sydney a new 60ft radiotelescope was used.

VOR/DME.—A plan for the provision of the short-range navigation aids VOR and DME in the European-Mediterranean area has been prepared by an International Civil Aviation Organization regional meeting recently held in Paris. The plan, which will now be submitted to the Air Navigation Commission and the Council of I.C.A.O. for approval, involves over 550 facilities at approximately 380 locations.

Tape Recording.—Over 1,300 tapes were submitted for a competition for 2½-minute tape recordings sponsored by Curry's, the radio and electrical dealers, in a Radio Luxembourg programme.

Receiving Licences.—January's increase in the number of combined TV/sound licences was 72,459, bringing the total to 11,148,463. Domestic sound-only licences totalled 3,532,922 and the number of licensed sets fitted in cars was 464,226.

Training schemes operated by the Ultra group of companies are outlined in the booklet "Guide to Training Schemes" available from the company's head office at Western Avenue, Acton, London, W.3.

Another Jubilee.—The 50th anniversary of the establishment of the British Electrical and Allied Manufacturers' Association this year will be marked by a number of special events, including the issue of a new Electrical Export Directory with a reference section in five languages, including Russian. Reference is made in the 50th annual report of the Association to its two latest sections—"Semiconductor Devices" and "Industrial Electronics." The latter has been established "to provide the means of closer discussions with other associations and help towards the wider examination of general policy questions affecting the industrial electronics industry as a whole."

Higher Technological Education.—The reasons for comparatively fewer students electing to read for technological qualifications in this country than in the U.S.A. and Russia are to be investigated by the University of Oxford's Department of Education led by its director, A. D. C. Peterson. The research, which will continue for two years, has been made possible by a grant of £2,500 from the Capitol Radio Engineering Institute, of Washington, through its International Division, C.R.E.I. (London).

Dip.Tech. and M.C.T.—A revised edition of the booklet giving details of the two awards (Dip.Tech. and Membership of the College of Technologists) conferred by the National Council for Technological Awards, is now available from the Council at 9, Cavendish Square, London, W.1.

Technical Authorship.—The results of the first examination in technical authorship conducted by the City and Guilds of London Institute will be discussed by W. Hazel, of the Ministry of Aviation, at a meeting of the Technical Publications Association at 7.0 on April 20th at Monotype House, Fetter Lane, London, E.C.4. The meeting is not confined to members of the Association.

Audio Centre.—On May 17th a Centre of Sound for both industrial and amateur "devotees of the science of sound" will open at 12, Archer Street, London, W.1. It is sponsored by the newly formed Audio Industries Club Ltd. in association with the British Recording Club. The centre will incorporate an exhibition of sound equipment, a demonstration theatre for both sound and vision, an information bureau and a restaurant.

Maurice Child, the well-known radio amateur, has presented to the Radio Society of Great Britain a collection of antique radio equipment. The collection of 26 items is almost entirely of pre-1914/18 vintage. Mr. Child is a vice-president of the Society and was for many years principal of the London Telegraph Training College.

Demonstrations of loudspeakers (both domestic and monitoring) and professional recording equipment are being given by Lockwood and Co. in collaboration with other manufacturers at the I.B.C. Recording Studios, 35, Portland Place, London, W.1, on April 6th and 7th from 6 to 9.30 p.m. and on April 8th and 9th from 9.30 a.m. to 9.30 p.m.

Westward TV.—Full-power trade tests have been radiated since March 20th from both the I.T.A. transmitters which will serve S.W. England. They are transmitted daily (except Sundays) from 10 a.m. to 9 p.m. The programme contractors for both transmitters, Stockland Hill, Devon (Channel 9) and Caradon Hill, Cornwall (Channel 12), are Westward Television who plan to start their service on April 29th.

"Applications of Frequency-Sweep Oscillators."—Unfortunately, due to pressure on space, the concluding part of R. Brown's article has had to be held over until our next issue.

News from Industry

Marconi's.—The 63rd annual report of Marconi's W/T Company and its subsidiaries shows a group profit for 1960 of £57,892 compared with £411,470 for the previous year. This decline has resulted from the writing off of a loss of £670,000 incurred during the year by Marconi Italiana S.p.A. The company became a wholly owned subsidiary in September 1959, and Lord Nelson of Stafford in his reference to this at the Marconi annual general meeting said that investigation had disclosed that inadequate provision had been made for losses incurred by the Italian company prior to 1960. The 61st annual report of the Marconi International Marine Communication Company shows a net profit of £304,276 against £264,624 for 1959.

Relay Exchanges Ltd. and its subsidiary companies announced a group trading profit for 1960 of £3,949,892, almost £600,000 above the 1959 figure. After allowing for taxation and £2.75M for depreciation the net group profit was just over £1M.

Radio Rentals have changed the name of their set-manufacturing subsidiary from Mains Radio Gramophones Ltd. to Baird Television Ltd. It will be recalled that they recently acquired the trade name from Hartley Baird Ltd. The chairman's annual report records a record trading profit of £5.95M which is some £850,000 above the previous year. After charging £3.44M for depreciation and allowing for taxation the net group profit showed an increase of nearly £500,000.

T.C.C.—A trading profit of £701,737 for 1960, compared with £770,679 for the previous year, is announced by the Telegraph Condenser Company.

Packaged television stations, costing under £10,000, are being marketed by E.M.I. Electronics Ltd. to provide a low-cost, uncomplicated television system for mass education and instruction by television. In a region with flat terrain, good reception should be obtained within 15 miles radius of the transmitter. A number of receivers is supplied with each transmitter.

Power System Computers Ltd., of Team Valley, Gateshead-on-Tyne, 11, have undertaken to manufacture the analogue computers developed in the Department of Electrical Engineering at Sunderland Technical College.

EMIFAIR—an exhibition of medical, musical and scientific developments of the E.M.I. family of companies—will shortly commence a tour of the country. The exhibition contains 16 stands. The major emphasis is on Ardente hearing aid equipment, but included among the other exhibits are records and record reproducers, and tape recorders for sound reproduction and dictation.

Anglo-Czechoslovak trade agreement for 1961 provides for about £5.6M worth of U.K. goods to go to Czechoslovakia and about £8M worth in the reverse direction. The quota includes Czech valves and transistors to the value £60,000 (not more than a fifth of which may be transistors) and gramophone records and tapes to the value of £20,000. The quota of U.K. exports under the agreement lists £50,000 worth of electronic and communication equipment including sound and television receivers.

Anglo-French co-operation in the field of communication earth satellites is provided for in a joint study to be undertaken by the Hawker Siddeley group and SEREB (Société pour l'Etude et la Realisation d'Engins Ballistiques) of Paris. SEREB was set up two years ago by the French government to act as systems managers for all ballistic weapon development to be undertaken in France or in association with other countries.

Computer appreciation courses for executives are conducted from time to time by Leo Computers Ltd. The week's course "providing a sound introduction to data processing in general," is non-residential and costs 25 gn. Particulars of the next series of courses, which will be held on April 10th to 14th, July 10th to 14th and September 11th to 15th, are obtainable from Leo Computers Ltd., 151A-159A Queensway, London, W.2.

Rank Precision Industries have been granted exclusive selling rights in the U.K. and many overseas territories for the Dage range of closed-circuit television equipment manufactured by Thompson Ramo Wooldridge, of Michigan City, Indiana. The Dage range of cameras includes one of only 7¼" long and weighing only 4lb. It is "completely transistorised" and is available with a three-lens turret.

B & K Laboratories, of 4 Tilney Street, London, W.1, are to market in this country two new spectrum analysers developed by the Polarad Electronics Corp., of New York. One (type WSA) covers 10-40,000Mc/s in 20 bands and the other (type DA70) 50-100Gc/s in three bands.

Vicsteels Ltd., of Craven House, 16, Northumberland Avenue, London, W.C.2, have been appointed U.K. agents of Lumalampan AB, of Stockholm, manufacturers of tungsten and molybdenum wire and the Luma wire cutting, stripping and twisting machine.

Ultra Electronics are to supply 40 sets of their UA60 intercom. equipment for the Westland P.531 aircraft being supplied to the Army Air Corps. The value of the contract is approximately £21,000.

W.S. Electronics Ltd., a member of the K.G. (Holdings) Group, has been awarded a contract for a further 300 u.h.f. airborne emergency transmitter-receivers, (Type D103) for the Royal Air Force.

Livingston Laboratories Ltd. are moving to new premises at 31, Camden Road, London, N.W.1 (Tel.: Gulliver 8501) on April 4th.

EXPORTS

Rhodesian police are to be equipped with Cossor packset transmitter-receivers. These v.h.f. sets, which weigh only 5 lb, will be used for ground and ground-to-air communications.

Signal generators to the value of approximately $160,000 have been ordered from Marconi Instruments for the Royal Canadian Air Force. The instruments, which cover the 10-470Mc/s frequency range, are amplitude molulated.

A Continental tour to promote the next International Instruments, Electronics and Automation Exhibition, to be held in London in May, 1962, is being undertaken by the organizing committee. They have already visited several cities and from April to June will visit Milan, Brussels, Amsterdam, Paris, Stockholm and Frankfurt.

Sweden has placed a further contract with Marconi's (following substantial orders in 1959) for the supply of "secret electronic equipment" for her air defence system. The contract is valued at over £1.7M.

Personalities

Lord Nelson of Stafford, LL.D., chairman of the English Electric group of companies, has been elected to honorary membership of the Institution of Electrical Engineers "in recognition of his outstanding contribution to the development of electrical science and engineering, and for his many services to The Institution." Lord Nelson, who was a post-graduate student with the Brush Electrical Company, Loughborough, became their chief outside engineer at the age of 22. He later joined the British Westinghouse Company (which became Metropolitan-Vickers). His association with the English Electric Company started in 1930 when he was appointed managing director. Lord Nelson was created a Baronet in 1959 and raised to the peerage in 1960.

Julius A. Stratton, Sc.D., LL.D., president of the Massachusetts Institute of Technology, is the 39th recipient of the Faraday Medal of the I.E.E., which he is awarded for "his notable contributions in the fields of technological education and research in radio communication." Dr. Stratton, who will be 60 in May, has been on the staff of M.I.T. since 1924 when he joined as a research associate. He was in the radiation laboratory from 1940 until 1945 when he became director of the research laboratory (electronics). He remained in that post until his appointment as president in 1959. Dr. Stratton has made "an outstanding contribution to the theory of transmission line, waveguide and antenna systems in relation to the wartime development of centimetre-wave radar."

D. N. Truscott, O.B.E., A.C.G.I., D.I.C., B.Sc., Ph.D., Sc.D., general manager of the electronics division of the G.E.C., which he joined ten years ago, has been elected chairman of the Electronic Engineering Association in succession to **L. T. Hinton** (Standard Telephones and Cables). Dr. Truscott was for four years in the engineering department of Murphy Radio which he left in 1939 to join the Ministry of Aircraft Production where he was an assistant director from 1944 to 1945. He then spent six years in the Ministry of Supply as an assistant secretary.

N. McAdam, B.Sc., has been appointed chief engineer of the industrial valves and cathode-ray tubes department of the A.E.I. Radio and Electronic Components Division. After spending five years with A. Reyrolle and Company as a student apprentice he graduated in electrical engineering in 1933. In 1934 he joined Mullards and a year later went to the Edison Swan Electric Company as a junior development engineer. In 1947 he went to the company's valve factory at Sunderland as chief factory engineer. He became divisional chief inspector for the Edison Swan group of factories in 1955.

Clifford Metcalfe, C.B.E., will, at his own request, relinquish the managing directorship of E.M.I. Electronics Ltd., on July 1st. He will remain a full-time director of Electric & Musical Industries Ltd., and will devote his main attention to initiating technical and development policy for new products. He will be succeeded as managing director of E.M.I. Electronics Ltd. by **Percy A. Allaway** who has been his deputy since 1957. Mr. Metcalfe spent his early years with Bristol Aeroplane Company on engine design. He joined the Gramophone Company in 1930 as a mechanical designer and was appointed a director of E.M.I. Engineering Development Ltd. in 1946. Mr. Allaway also joined the Gramophone Company in 1930. He spent the war years designing equipment for radar and similar electronic devices. He was appointed general manager of E.M.I. Engineering Development Ltd. in 1953, and works director in 1956.

Charles Bovill, A.M.I.E.E., M.Brit.I.R.E., A.F.R.Ae.S., has joined Multisignals Ltd. as executive engineer. He had previously been with the Decca group since 1946, first with the Navigator Company and since 1954 with Decca Radar as overseas technical representative working mainly in France. Trained at the University of Grenoble, France, and the Regent Street Polytechnic, he joined the development department of the Gramophone Company in 1933. From 1936 to 1937 he was with the Air Ministry, and in 1938 joined the air division of Marconi's, later becoming liaison engineer with R.A.F. Bomber and Coastal Commands. Mr. Bovill was commissioned in the R.A.F.V.R. in 1942 and was appointed officer in charge of the Air Operational Research Group of the Inter-Services Research Bureau.

D. Edmundson, general manager of the Rugby works of A.E.I. since January last year, is appointed manufacturing manager, A.E.I. Electronic Apparatus Division in succession to the late E. T. W. Barnes. Mr. Edmundson served an engineering apprenticeship with B.T.H. In 1940 he was appointed head of the electrical laboratory, and in 1946 test engineer, Rugby works, eventually becoming superintendent, test department. **G. P. Thompson,** who becomes manager of the Rugby works of A.E.I., joined B.T.H., Rugby, as a student apprentice in 1930.



Dr. D. N. Truscott



N. McAdam



P. A. Allaway



C. Bovill

E. A. W. Spreadbury, M.Brit.I.R.E., associate editor of the *Wireless & Electrical Trader*, has been elected chairman of the Radio Trades Examination Board for a second term of office. He has been associated with the work of the Board since its inception in 1944 and was for many years an examiner in both sound radio and television servicing. He joined the laboratory staff of *Wireless Trader* in 1937 where he was responsible for the preparation of the service sheets issued by the journal.

Three appointments to the directorate are announced by the Solartron group. **R. Catherall**, B.Sc., who joined Solartron Laboratory Instruments as a development engineer in 1952 and since 1957 has been a director of Solartron Research and Development, joins the group board as director of research and development. After graduating at Manchester University he joined Rotol Ltd. where he was concerned with the development of electronic equipment for vibration measurements in aircraft propellers. In 1948 he went to S. Smith and Sons on automatic pilot design. Soon after joining Solartron



R. Catherall



H. D. Binyon

in 1952 he became responsible for the development of their transfer function analyser. **H. D. Binyon** has joined the group board as director of product sales. He joined Solartron Laboratory Instruments in 1952. After coming down from Magdalen College in 1940 he joined the R.A.F. Signals Branch and in 1947 went to the Cavendish Laboratory, Cambridge, for two years. **L. Malec**, M.B.E., who joined the group two years ago as managing director of Solartron Radar Simulators is appointed director of systems sales to the group. After war service in the R.A.F. he joined British European Airways. From 1948 to 1959 he was with Air Trainers Ltd., of which he subsequently became managing director.

J. Reekie, B.Sc., Ph.D., M.I.E.E., who joined Semiconductors Ltd., the Plessey-Philco company, in 1957 as chief engineer and subsequently became executive director and general manager, is being detached for special duties by the board of the Plessey company, and will shortly be visiting a number of overseas territories on behalf of the company. **G. W. Pratt** has been seconded by the Philco Corporation of America to act as general manager of Semiconductors Ltd.

J. W. Haig-Ferguson, M.A., A.M.I.E.E., has recently been appointed managing director of R. & J. Beck Ltd., one of the Griffin & George group of companies. Mr. Haig-Ferguson, who was born in 1923 and is a graduate of Queen's College, Cambridge, was in R.E.M.E. in the latter part of the war. He was until recently divisional director (electronics) of Bruce Peebles & Co. Ltd., Edinburgh.

K. A. Robinson, A.M.Brit.I.R.E., who joined Lancashire Dynamo Electronic Products in 1948 as chief development engineer, has been appointed to the board of the company, which is a member of the Metal Industries group. Mr. Robinson, who is 34, was appointed chief engineer in 1959. Before joining the company he was concerned with the development of industrial electronic equipment with the English Electric Company.

A. S. D. Barrett, B.Sc.(Eng.), M.I.Mech.E., M.I.Chem.E., has been appointed consultant to Research and Control Instruments Ltd., and has joined the board of directors. Prior to setting up in private practice as an industrial consultant at the beginning of this year Mr. Barrett was technical director of Edwards High Vacuum Ltd. He is a vice-chairman of the Scientific Instrument Research Association and secretary of the International Organisation for Vacuum Science and Technology.

The board of Livingston Laboratories has been enlarged and now includes **F. Livingston Hogg** as chairman and joint managing director, **D. C. Rennie** (joint managing director), **M. R. Hogg**, **H. Sellers**, **S. W. Urry** and **F. R. G. Webb**.

OUR AUTHORS

Richard C. Foss, B.Sc., Grad.I.E.E., joint author of the article on multivibrator design in this issue, joined E.M.I. Electronics on leaving school in 1952. During four years' training he spent two years working on digital computers. He studied at Southall Technical College and won an I.E.E. prize and a Technical State Scholarship, going to King's College, Newcastle-upon-Tyne, in the University of Durham, where in 1959 he graduated with first class honours in electronics. He is now carrying on research on second-harmonic magnetic modulators and some applications using ferrites, having been awarded the Oliver Lodge Scholarship of the I.E.E. (made honorary by the financial support of E.M.I. Electronics). His co-author, **Malcolm F. Sizmur**, B.Sc., also joined E.M.I. Electronics in 1952. He took his H.N.C. at Slough Technical College and won an I.E.E. prize and Technical State Scholarship. He spent two years in the digital computer division of the company and he too went to King's College, Newcastle-upon-Tyne, where he obtained a general degree in electrical engineering.

E. Jeffery, A.M.I.E.E., the first part of whose article on a low-cost stereo amplifier appears in this issue, has been an engineering superintendent at the Bracknell Division of the Sperry Gyroscope Co. since 1956. He entered the Post Office Engineering Dept. in 1936 and during the war was an officer instructor at the Army Radio School at Petersham. At the end of the war he took a regular commission in R.E.M.E. and was for some years Major Chief Instructor (first in telecommunications and later in radar and control equipment) at the R.E.M.E. Training Centre, Arborfield, Berks. He was at one time in charge of the electronics branch of R.E.M.E. Base Workshops, Singapore. After resigning from R.E.M.E. he was technical executive to Modern Telephones Ltd. until joining Sperry. His present article derives from his personal interests and is not related to his work at Sperry.

Arthur C. Gee, who reviews on page 231 the growing interest among amateurs in the use of teleprinters, is a doctor by profession and, "believing that hobbies are essential for the well-being of mankind," has been a radio amateur for many years. Dr. Gee is chairman of the Radio Amateur Emergency Network committee of the R.S.G.B.

Fifty Years' Research in

RADIO WAVE PROPAGATION

By R. L. SMITH-ROSE,* C.B.E., D.Sc., F.C.G.I., F.I.R.E., M.I.E.E.

WHILE in 1911 great achievements had been attained in the practical developments of wireless telegraphy, there was little understanding of the manner in which the electromagnetic or radio waves involved travelled over the earth's surface; and particularly as to how it came about that these waves, which normally travel in straight lines, could bend round the spherical earth.

This was brought out very clearly in a lecture given by G. Marconi before the Royal Institution on 2nd June, 1911. The following extract is taken from the report of this lecture in the July, 1911, issue of the *Marconigraph*, a journal which was incorporated in the *Wireless World* less than two years later (April, 1913).

"Although we have—or believe we have—all the data necessary for the satisfactory production and reception of electric waves, we are yet far from possessing any very exact knowledge concerning the conditions governing the transmission of these waves through space—especially over what may be termed long distances. Although it is now easy to design, construct and operate stations capable of satisfactory commercial working over distances up to 2,500 miles, no clear explanation has yet been given of many absolutely authenticated facts concerning these waves."

Later on in the same lecture, Marconi said:

"Although the mathematical theory of electric wave propagation through space was worked out by Clerk Maxwell more than fifty years ago, and notwithstanding all the experimental evidence obtained in laboratories concerning these waves, yet so far we understand but incompletely the true fundamental principles concerning the manner of propagation of the waves on which wireless telegraph transmission is based."

Such statements, based on experimental measurements, aroused great interest since it had hitherto been considered that the electromagnetic waves involved travelled over the surface of the earth. The attenuation of the waves was less over sea than over land owing to the much greater electrical conductivity of salt water. W. Duddell and J. E. Taylor had shown in 1905 that for distances up to about 60 miles, the signal strength of radio waves was nearly inversely proportional to the distance between transmitter and receiver. But for distances beyond 100 or 200 miles, it was found by other investigators that signal strength decreased more rapidly; and L. W. Austin and L. Cohen obtained better agreement between calculated and measured signal strength by adding an exponential factor, involving both distance and wavelength, to the inverse distance relationship. Although this "Austin-Cohen formula" was used for several years by radio design engineers as a convenient practical guide, it was soon found to have serious limitations. The most important of these was the discovery that at distances greater than a few hundred miles, the strength of received signals varied from day to night: for the wavelengths and conditions then in use, the signal strength was usually greater, but more variable, by night than by day.

The first systematic discussion of these phenomena is also recorded in the issues of the *Marconigraph* for September to November, 1912, particularly by Drs. W. H. Eccles and J. A. Fleming, both of whom were closely associated with Marconi in his pioneer development of wireless communication. What was termed "The Effect of Daylight upon Radiotelegraphic Waves" became an active subject of discussion; and H. J. Round was the leading Marconi engineer who, with K. W. Tremellen, made many systematic measurements of the changes in signal strength over short and long distances due to the passage of the sunrise and sunset boundaries across the path. (See Fig. 1.)

At the 1912 Dundee meeting of the British Association Professor Fleming opened a discussion on the subject of "Unsolved Problems of Wireless Telegraphy," which was published in the *Marconigraph* for October, 1912. From the theoretical contributions made by Professors J. W. Nicholson and A. Somerfield, it became clear that diffraction alone could not account for the transmission of waves round the surface of the earth to the extent that had

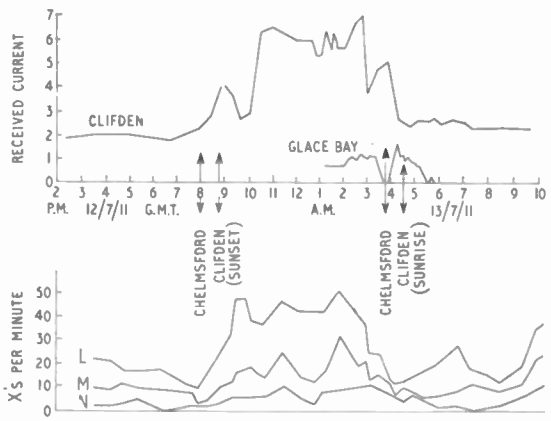

Fig. 1. Measurements of strength of signals and atmospheric noise made at Chelmsford in July 1911. (a) The upper curves relate to the reception of signals from Clifden and Glace Bay. (b) Observations of the number of atmospherics per minute which produced peak voltages of 3(L), 6(M) and 12(N) respectively. Note the effect of day and night conditions on both signals and atmospherics.

* President of the International Scientific Radio Union (U.R.S.I.).

already been demonstrated. Having regard to the long waves used, however, 6 km or more, and the difference in conductivity between land and sea, it was still necessary to consider the ground wave propagation phenomena up to moderate distances.

It was in the course of this discussion that the effect of sunlight on the propagation of radio waves was emphasized by Dr. Eccles; and he described in some detail his study of the possibilities of an ionized layer in the atmosphere acting as a reflector of radio waves as first suggested by Oliver Heaviside in 1900. With a further contribution from Professor A. E. Kennelly at the British Association discussion, the foundations were laid of an understanding of the characteristics of an ionospheric shell surrounding the earth and which, subject to variations in time and place due to the influence of solar radiation, could reflect upgoing radio waves back towards the earth's surface.

International Collaboration

It was clear from this meeting (in 1912) that progress in investigating the complex phenomena involved could best be achieved by forming a committee or similar body comprising both theoretical and practical workers in the subject. It is therefore significant that in the following year a meeting was held in Brussels to discuss the formation of an international committee to organize and conduct scientific experiments in wireless telegraphy. A reunion was held in Brussels in April, 1914, at which a programme of scientific measurements was drawn up and discussed in some detail. This included observations of the variations in signal strength received in different directions and at various distances from the transmitter; and also simultaneous measurements of the strength of atmospheric disturbances in different places.

This body became the International Scientific Radio Union (U.R.S.I.), which held its first meeting in Brussels in 1922, and its XIIIth General Assembly† in London in September, 1960. During its nearly forty years of existence, the work of U.R.S.I. has covered a range of scientific subjects, such as standards of radio measurements and their application to wave propagation and radio noise, for the study of which on a world-wide scale, international co-operation is not only a great advantage, but indeed a necessity. In addition to pursuing scientific research on radio matters, U.R.S.I. has, for the past thirty years or more, collaborated with the International Radio Consultative Committee (C.C.I.R.) on many problems of mutual interest, particularly those concerned with the design and operation of long-distance communication circuits. It is natural to find that this co-operation is actively continuing in connection with the more recent problems of radio astronomy and communication to and from vehicles in space.

The Ionosphere and Round-the-world Transmission

It was not until 1925 that the first experiments which demonstrated the existence of the Kennelly-Heaviside layer were made by Sir Edward Appleton and his co-workers using the Bournemouth transmitter of the B.B.C. By changing the frequency of this station, the strength of the received signal was found to vary, indicating an interference pattern such as would be produced by two sets of arriving waves, one travelling along the ground and another coming down after reflection at the ionized layer. (See Fig. 2 (a) and (b).) Confirmatory evidence was found by comparing the signal variations obtained when receiving on a loop and vertical aerial. An alternative method was used by R. L. Smith-Rose and R. H. Barfield, who compared the strength of signal from a transmitting station received simultaneously on a loop and vertical aerial. All these experiments indicated that the radio waves used—about 300m in wavelength—were reflected from an ionized layer at a height of about 100 km. Almost concurrently with this work G. Breit and M. A. Tuve used a pulse technique to measure directly the time interval between the arrival of the pulses travelling along the ground and those which arrived later after travelling up to the ionized layer and down to the receiving station. (See Fig. 2 (c).) A year or two later, by using shorter wavelengths, Appleton and his co-workers showed that at certain times the radio waves could penetrate the first reflecting (or E) region and be reflected from an upper region, termed F, at a height of some 400 or 500 km.

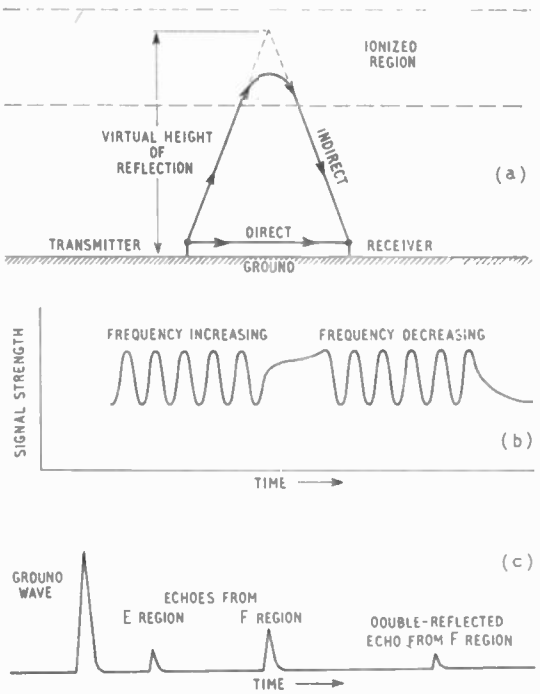

Fig. 2. (a) Paths of direct and indirect waves from transmitter to receiver; and the measured—or virtual-height of reflection of the indirect wave. (b) Interference fringes in received signal due to ground and ionospheric waves, as the frequency of the transmitter is varied over a small range. The ratio of the number of signal maxima to the change of frequency gives the difference in time of arrival of the two signals, and so the height of reflection of the indirect wave. (c) Echoes of transmitted pulses after reflection from the lower (E) and upper (F) ionized regions: and also of an echo of a pulse which has been twice reflected from F with an intermediate reflection at the ground.

† A brief account of this meeting was given in *Wireless World*, January 1961, p. 10.

These pioneer experiments and discoveries provided, first the complete explanation of the manner in which radio waves can travel right round the earth by successive reflections between the earth and the upper atmosphere; and, secondly, the basis of the subsequent exploration of the physical characteristics of our upper atmosphere which has been in progress for the past thirty years or more. Ionospheric observatories have come into operation for measuring the height and density of ionization of the various reflecting regions, and the manner in which these change from day to night and from summer to winter. The installation of such observatories has gradually spread throughout the world, to over 250 which were in operation on a regular and systematic basis during the International Geophysical Year of 1957-58.

As a result of the international collaboration obtained under the auspices of U.R.S.I. observations made in different parts of the world are freely exchanged, so that national laboratories can prepare charts showing the state of ionization in the upper atmosphere all over the world. Based on data accumulated in this way, over one or more solar cycles of 11 years duration, accurate forecasts can now be made of the ionospheric conditions to be expected up to six months in advance.

Concurrently with this observatory work on conditions at vertical incidence, continuous studies have been made on the transmission of radio waves over oblique incidence paths at distances from a few hundred up to several thousand miles between sending and receiving stations. In this way, a detailed and fairly accurate knowledge has become available for use in the design and operation of long-distance radio communication services throughout the world. The frequencies or wavelengths to be used for such services can be selected in advance according to the time and geographical location of operation, and systematic planning can take place to deal with the diurnal fluctuations in ionospheric conditions as well as with the longer-term variations which follow the solar cycle.

Radar Technique and Back-scatter

It is well known that the use of pulse transmission and receiving technique formed the basis of the development of radar for detecting and locating ships, aircraft and geographical features. It seemed only just, therefore, that research workers concerned with the exploration of the ionosphere should take advantage of advanced and powerful radar techniques for their continued investigations. Following earlier work by T. L. Eckersley on the scattering —as distinct from reflection—of radio waves from ionospheric clouds or regions, E. D. R. Shearman used a high-power radar transmitter to direct a beam of waves horizontally. The waves after reflection from the ionosphere reached the earth's surface at some one or two thousand miles from the transmitter. Some of the energy of the waves was scattered backwards, and after a second reflection at the ionosphere was detected at a receiver alongside or incorporated with the transmitter. From a measurement of the time taken for the pulses of radio waves to travel to and from the sending station, the path of the waves was determined. Furthermore observations made on various frequencies soon showed the characteristics of the ionosphere at the distant reflecting region. By suitably rotating the aerial system, the beam of waves was made to scan the horizon, and in this way the conditions in the ionosphere all round the observing station could be explored at ranges up to 7,000 miles or so. This technique has proved to be a powerful tool not only for the scientist investigating the ionosphere all round him, but it also enables the radio operator of a long-distance circuit to determine from time to time the best and most suitable frequencies to use in the prevailing circumstances.

Propagation at V.H.F.

In general, radio communication services which make use of ionospheric propagation are confined to frequencies below 30 Mc/s (wavelengths above 10 metres): although it has long been known that under appropriate conditions the density of ionization in the ionosphere is at times sufficient to support the transmission of radio waves within the band 30 to 50 Mc/s. But experience has shown that this type of transmission is comparatively rare and inefficient with normal transmitter powers and receiver sensitivities. To obtain anything approaching a regular service, it is necessary to use the scattering of the waves at the ionosphere which, on account of the weakness of the resulting signals, entails the use of very high power and concentrated beams of radiation. This technique is, however, used in certain "ionospheric scatter" services where the utmost reliability is necessary at all times, irrespective of economy and efficiency.

The main use of the v.h.f. band between 30 and 300 Mc/s (wavelengths 1 to 10 m) is, however, for the localized services involved in broadcasting, television, police and private mobile services, and certain types of beacon and navigational aids mainly perhaps, for aircraft services. These services as used today, are based on the knowledge obtained in research on the propagation of such waves over the past thirty years or so. The subject here is broadly divisible into two parts. First, a study of the electrical characteristics and the physical features of the earth's surface, which mainly determine the transmission of the waves to short distances broadly within the horizon as seen from the sending aerial. Secondly, and particularly at the longer distances beyond the horizon, the strength of the waves arriving at the receiver may be affected to a varying extent by the bending of the waves due to the refractive index gradient in the atmosphere. This refractive index gradient is determined by the temperature, pressure, and more especially, the humidity of the atmosphere, and so the extent to which the waves are bent is very dependent on the weather conditions prevailing over the transmission path.

But considering the shorter-range phenomena first, in order to extend the horizon and so the service of a transmitting station, it is usual to elevate the aerial of the latter as much as possible. It then becomes clear that there are two paths by which the waves can travel towards the receiver. One of these is directly through the air from transmitting to receiving aerial: while the other path involves reflection from the ground, the inverse of reflection from the upper atmosphere. The resulting signal at the receiver is the combination of these two sets of waves, which are usually out-of-phase in practice, and result in the signal strength being inversely propor-

tional to the square of the distance between sending and receiving stations. There are, of course, wide variations in practice from this simple law, mainly due to the effect of obstacles such as hills and buildings in the path of the ground reflected waves.

Next, as already suggested, the direct waves which travel through the air may be subject to bending which may result in their being propagated appreciably beyond the horizon. As a result the "service area" of such a transmitting station is increased beyond the limits of the optical horizon, albeit the extended range is variable and dependent upon the prevailing atmospheric conditions. For practical purposes, in such cases as broadcasting and television services, measurements are made over long periods of time and in various parts of the world to obtain sufficient data to express the results on a statistical basis. An example of the application of this type of study is shown in Fig. 3 which is reproduced from a recommendation of the C.C.I.R. in 1959, setting out the field strengths likely to be received at various distances beyond the horizon for typical proportions of the time of observation. Such information is of direct importance to designers of broadcasting services, and assists them to determine the minimum separation in distance necessary between stations operating in the same frequency channel to secure comparative freedom from any specified degree of mutual interference.

Future Research in Radio Wave Propagation

A general view of the trend of future scientific research in this subject of radio wave propagation can be obtained from the conclusions and recommendations of the various Commissions of U.R.S.I. concerned with this subject. In the first place interest in the propagation of waves through the lower atmosphere is not confined to those concerned with communications. As Commission I indicated, the measurement of standards of frequency and time has become so precise that it is very important to know what changes in phase of both low and very low frequency waves occur over various transmission paths. Furthermore, since both light and radio waves are used in geodetic surveying, it is important to standardize the formulæ used for calculating the refractive index of the air at the working frequencies.

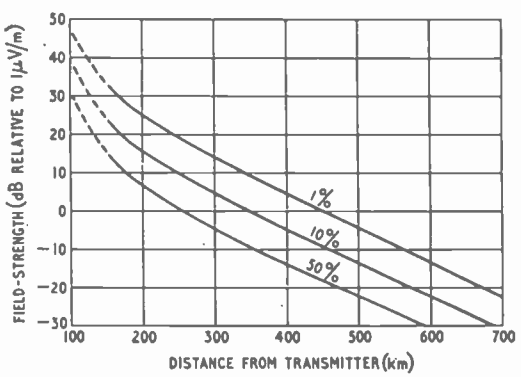

Fig. 3. Frequency range: 40 to 600Mc/s. Values of field-strength for 50% of locations for 1kW radiated power by a half-wave dipole with vertical or horizontal polarization exceeded for 1%, 10%, and 50% of the time. (The dashed portions of the curves are less reliable than the portions shown in full lines.)

Commission II, dealing with propagation through the troposphere, pointed out that, while further quantitative studies were required to elucidate the statistical facts of propagation beyond the horizon, it was also important to investigate the fine structure of irregularities in the atmosphere. The latter become of increasing importance in connection with the absorption and scattering in the atmosphere at centimetre and millimetre wavelengths. Also, since many of the frequencies likely to be used in space research are susceptible to tropospheric influences, the importance of the effects of these should be examined.

With regard to the propagation of waves through the ionosphere, a subject concern to Commission III, the great co-operative work carried out during the International Geophysical Year (1957-58) has been described in previous publications.§ At last year's General Assembly of U.R.S.I. it was noted that several scientific unions, including the International Committee on Geophysics, were organizing a Sunspot Minimum Programme to be conducted during 1964-65 as a companion enterprise to the I.G.Y. which, as is well known, took place during a period of maximum solar activity. The results of this international effort should do much to elucidate some of the outstanding features in our knowledge of the ionosphere, which by 1965 will have been the subject of study by radio scientists for over forty years. By this date also, it may be anticipated that the use of rockets and artificial earth satellites will also have appreciably added to our knowledge of the upper reaches of the ionosphere, which it has so far been difficult to explore by radio waves sent up from ground stations.

Fifty years ago, Marconi engineers and others were recording the number of atmospherics—or X's as they were then termed—which produced a certain voltage across the receiver terminals (see *Fig.* 1). This study of "Radio Noise of Terrestrial Origin"—to use the present title of Commission IV of U.R.S.I.—has continued ever since on a continually increasing scale all over the world. The number and variety of the various types of noise which produce an audible or detectable response on modern sensitive receivers is now so great that it was decided at the recent General Assembly of U.R.S.I. to draw up an agreed terminology of the subject. Terrestrial Noise comprises those natural electromagnetic disturbances which originate in the earth's atmosphere, and there appear to be four recognizable classes of such noise:

(i) Atmospheric noise which originates in natural electrical discharges below the ionosphere, and which travels to the receiver by the normal paths of propagation between the earth and the lower boundary of the ionosphere.

(ii) Ionospheric noise which originates in the ionosphere and is usually associated with magnetic disturbances.

(iii) Whistlers which are a form of terrestrial noise, originating in electrical discharges in the lower atmosphere, and which are propagated through the ionosphere along dispersive paths. The whistler type of noise when heard at a receiver is characterized by one or more components of the nature of gliding tones, which descend in frequency through the audible range in a period ranging from a fraction of a second to several seconds.

§ See, for example, *Wireless World*, February 1960, pp. 52-58.

(iv) Finally, composite noises are recognized as having the combined characteristics of whistlers and ionospheric noise. Such "interactions," as they are termed, may be initiated by lightning discharges and are often associated with magnetic disturbances.

The continued study of this subject is helping to elucidate some outstanding problems on the nature of the earth's magnetism as well as on the physical characteristics of the upper atmosphere.

In this article, an attempt has been made to describe briefly some of the advances made, during the past fifty years, in the study of the propagation of radio waves around our earth and also through its atmosphere.

Much has been learnt and understood about the physical processes and conditions involved: much more remains to be discovered; and interest in future research will be greatly quickened by the possibilities of the new tools available to the radio scientist in the form of rockets and artificial satellites and the associated measuring techniques and instruments.

INDUSTRIAL GROUPS—VI



The Victorian origin of the wireless industry in this country is apparent from this photograph taken in the Marconi works over 60 years ago.

THE history of the **Marconi** company, and therefore that of the radio industry, started with the formation on July 20th 1897 of the Wireless Telegraph and Signal Company (soon afterwards renamed Marconi's Wireless Telegraph Company). Two years later the company established its first factory in Chelmsford, Essex. Since 1946 Marconi's W/T Company, together with its subsidiaries and associated companies has been part of the **English Electric Group**.

As will be seen from the following list the group,

English Electric Co. Ltd.
D. Napier & Son and its subsidiaries
Marconi's Wireless Telegraph Co and its overseas subsidiaries
Marconi Instruments Ltd.
Marconi International Code Co.
Marconi International Marine Communication Co. and subsidiaries
Marconi Radio Sounding Device Co.
Marconi Television Co.
Radio Communication Co.
Scanners
Vulcan Foundry
Robert Stephenson & Hawthorns Ltd.
English Electric Valve Co.
English Electric Export and Trading Co
Canadian Marconi Co.
John Inglis Co., Toronto.
English Electric Canada
English Electric Company of South Africa (Pty.) Ltd.
English Electric Company (Central Africa) Ltd.
English Electric de Venezuela
English Electric Company of India (Pty.) Ltd.
English Electric Company of Australia Pty. Ltd.
English Electric Company of New Zealand Ltd.
English Electric Espanola
English Electrica de Portugal
English Electric Marconi Argentina
Associated Transistors Ltd.
British Aircraft Corporation and its subsidiaries
English Electric, Babcock & Wilcox and Taylor Woodrow Atomic Power Construction Co.
Kingsway Housing Association
Power Traction Finance Co.

of which Lord Nelson of Stafford is chairman, now comprises over 30 allied and associated companies. It employs 84,000 people in its 24 principal works in this country and abroad. The group's interests are too diverse to be covered adequately in a short survey, but they range from aviation to atomic power plant, electrical generation to electric cookers, traction equipment to transistors, marine engines to marine radio, transmitters to turbines, and klystrons to computers. Its radio and electronics interests are not, however, concentrated in the Marconi section of the group, for the English Electric Company itself has been in the forefront of the development of electronic computers and, jointly with the Automatic Telephone and Electric Company, operates Associated Transistors Ltd., manufacturers of semiconductors. Also the English Electric Valve Company produces the "glassware" which is the very heart of the transmitters, radars, television cameras, etc., produced by Marconi's.

The English Electric group profit for 1960 of £3,142,580 (after providing nearly £3M for taxation) is slightly above the previous year's figure. The group has an issued share capital of nearly £33M, fixed assets of nearly £44M and current assets of £48M.

Reactance Calculator

A SLIDE-RULE Calculator measuring $8\frac{3}{4} \times 3\frac{1}{2}$in providing a simplified means of calculating resonance frequency of tuned circuits, reactance of inductors and capacitors, Q of coils and dissipation factor, all over a wide range of values, has been introduced by Shure Brothers Inc. of Evanston, Illinois, U.S.A. It is, however, obtainable in the U.K. from J. W. Maunder, 22 Orchard Street, London, W.1, at the modest price of 12s 6d.

MANUFACTURERS' PRODUCTS

NEW ELECTRONIC EQUIPMENT AND ACCESSORIES

Fast Pulse Generator

WITH the American Du Mont Type 404 pulse generator the pulse width can be continuously varied from 0.05 to 100μsec and the pulse repetition rate can be continuously varied from as high as 100,000 down to 10 pulses/sec with internal triggering or, with external triggering, even down to a single pulse. The maximum allowable duty cycle is 10%, and a warning cut-out prevents higher duty cycle pulse trains from being generated. The pulse rise and fall times are at most 0.02 and 0.025μsec respectively and the overshoot less



Du Mont Type 404 fast pulse generator (Aveley Electric).

than 3%. The maximum peak pulse output is 50V±10% (into 50Ω) and this can be attenuated in ½dB steps up to 59.5dB to an accuracy of ±3%. The leading pulse can be delayed from 3 to 125μsec relative to an external 2V trigger with a jitter of less than 4mμsec+0.1% of the delay time. This generator costs £280 and is imported into this country by Aveley Electric Ltd., of Ayron Road, Aveley Industrial Estate, South Ockendon, Essex.

Vacuum Switch

SHOWN in the illustration is the B. & R. Relays new Type 85 vacuum switch, a moderate-sized, single-pole make and break unit capable of switching loads of up to 2kW at voltages up to 3kV. The contacts are enclosed in an evacuated glass capsule fitted with metal end-caps and these provide the external electrical connections. It is mechanically operated by means of the small rod seen projecting from the larger-diameter end-cap. This actuating rod is attached to a flexible diaphragm to which is fixed also the internal moving switch contact.

Although rated for relatively heavy loads a switch of this kind has many applications in radio and electronic equipments, especially where only very infrequent operation is required or highly inductive loads have to be switched. As the contacts are in vacuum they are protected against all forms of contamination.

The switch capsule is available separately as Type 183, and enclosed in the plastic housing shown in the illustration it becomes Type 85. Up to four Type 85 switches may be fitted to either an a.c. or a d.c. relay which will provide change-over or make and break facilities as required. These relays (Type C12 d.c., or C62 a.c. operated) consume about 6W (20VA a.c.) and are fitted with coils of 12kΩ nominal resistance. Further details can be obtained from B. & R. Relays Ltd., Temple Fields, Harlow, Essex.

Wide Range Communications Receiver

A COMPLETELY new communications receiver, the Type 51S-1, offering extreme frequency accuracy and operational simplicity has been introduced by the Collins Radio Company. Continuous coverage of the 2 to 30Mc/s range is provided in 1-Mc/s bands with 1-kc/s increments on the main tuning dial. Additional coverage from 0.2 to 2.0Mc/s permits broadcast monitoring or laboratory use. Reception of upper sideband, lower sideband, a.m. or c.w. signals is provided at any frequency within the tuning range.

A.G.C. characteristics and a separate product detector contribute to optimum s.s.b. performance. A rejection notch tuning feature provides at least 40dB attenuation of unwanted signals and a level meter may be switched to indicate either r.f. signal or audio output levels. Turret construction of the r.f. section results in increased efficiency and the R.F. gain may be remotely controlled, if required, by simplexing on the audio output line.

The 51S-1 receiver is fitted with a gray simulated leather panel and housed in a gray enamel cabinet. As the illustration shows the set not only has an attractive appearance but the controls are neatly and conveniently arranged. Operation is from either a 115 or 230V, 50 to 400c/s power supply. A 28V, d.c. model is also available. The receiver may be mounted in the standard 19in rack and a special fittings kit is available for this purpose.

It is understood that the price of the 51S-1 receiver



B. & R. Relays vacuum switch withdrawn from its plastic housing.



Collins new communication receiver, Type 51S-1 which has a very comprehensive specification.

is of the order of 1,920 dollars f.o.b. U.S.A. Further details can be obtained from Collins Radio Co. of England Ltd., 242 London Road, Staines, Middx.

Low Torque Precision Potentiometer

SPECIAL features of a new precision wire-wound potentiometer introduced recently by Miles Electronics are: low rotational torque, not exceeding 7gm/cm for any resistance value; multi-contact wiper assembly of



Miles Electronics precision potentiometer.

precious metal alloy; spindle carried in a miniature ball-race; intermediate tappings up to 33 in number and ganging of up to 6 units normally, and to 8 if specially required.

Resistance range is 0.5kΩ to 100kΩ in 8 standard values with a normal tolerance of 5%, but 1% can be supplied if necessary. The rating is 4.5W and the dimensions are $2\frac{5}{32}$in diameter × 1in deep.

Linear resistance elements are fitted wound normally with enamelled nickel-chrome or cupreous-nickel wire, but windings of precious alloy wire, such as silver-palladium, can be fitted if specially required.

Further details can be obtained from Miles Electronics Ltd., Shoreham Airport, Sussex.

Sound Spectrometer

WITH the new Advance Type SPM1 battery sound spectrometer sounds at frequencies between 20 and 12,000c/s and at levels between 20 and 150dB (referred to 2×10^{-4} dynes/cm²) can have their levels measured and can also be analysed by making use of the eight alternative filters provided. These filters consist of a low-pass filter covering up to 90c/s, six band-pass octave filters covering in all from 90c/s to 5,600c/s, and a high-pass filter covering upwards from 5,600c/s. The attenuations produced by these filters outside their nominal pass bands are, for the low-pass filter, 40dB at 450c/s; for the band-pass filters, 30dB at one half and twice the lower and upper cut-off frequencies respectively and 50dB at one quarter of and four times these frequencies (except for the lowest octave (90-175c/s) filter for which these attenuations are somewhat less); and, for the high-pass filter, at least 40dB at 1,200c/s. This spectrometer costs £210 and is manufactured by Advance Components Ltd., of Roebuck Road, Hainault, Essex.



Advance battery sound spectrometer Type SPM1 with cover removed.

Transistor Analyser

RAPID and convenient measurement of many of the parameters of both p.n.p. and n.p.n. transistors is made possible by the Microcell Transistor Analyser type 440. The measurements are carried out in common-emitter configuration, and include current-gain, cut-off frequency, leakage current and turnover voltage. Diode characteristics may also be determined.

The signal source is a Wien-bridge oscillator which covers the range 1kc/s-10Mc/s, and which is amplitude stabilized to within ±1.5dB. Current gain up to a maximum of 200 is measured by a differential-input, wide band valve voltmeter, while collector voltage and current are continuously adjustable up to 100V and 3A respectively, and are monitored by edge reading meters. External adaptors may be used to determine "h" parameters.



Microcell Transistor Analyser Type 440.

The instrument is obtainable from Microcell Electronics Division, Blackwater, Camberley, Surrey.

Tape Revolution Counter

SUITABLE for use with Scotch Boy 5½in and 7in and Emitape 7in reels, the "Call-Boy" revolution counter is attached to the supply spool by a three-pronged rubber clip. The three-digit resettable counter is driven from this clip via a flexible shaft, and can be attached to any smooth surface by means of a suction cup. The "Call-Boy" costs 42s 6d, and is manufactured by Colton & Co. (Lapidaries) Ltd., of The Crescent, Wimbledon, London, S.W.19.



Colton "Call Boy" tape revolution counter.

TECHNICAL NOTEBOOK

Radio Star Survey recently reported by Ryle showed that, per unit angular area of sky, the number of radio stars increases rapidly as their intensity decreases. Even when the many possible modifying factors are allowed for, this result corresponds to an increase in the density of radio sources with increasing distance. Bearing in mind the time taken for the radio noise to travel from its source, this result thus also corresponds to an increase in the density of radio sources at increasing times in the past. It is this final deduction which appears to support theories in which the mean density of matter in the universe decreases with time (evolutionary theories) rather than theories in which this density remains constant (steady-state theories). (In steady-state theories, in order to nullify the decrease in density which would otherwise be produced by the expansion of the universe, continuous creation of matter must be postulated.) Most of the ratio sources are vastly more intense than their optical counterparts and so can be observed to far greater distances. The increase in density in fact only becomes noticeable beyond the limit reached by present-day optical telescopes.

C.W. Optical Maser has been recently developed at the Bell Telephone Laboratories. Unlike the pulsed optical maser which was also recently developed by Bell and which was described in the Technical Notebook section of our December 1960 issue, the new maser uses a gas (a mixture of helium and neon) rather than a solid (ruby) as its active material. An ordinary low-power ($\approx$ 10W) electrical discharge is used to excite the helium atoms. These atoms collide with the neon atoms and in the process excite them in turn to one of four upper energy levels. Transitions of the neon atoms to one of ten intermediate energy levels can then be stimulated, continuous radiation (at a level of the order of 0.01W) being emitted as the transitions take place. Thirty different transitions are in fact possible, so that there are thirty possible maser emission wavelengths. These all lie in the infra-red between 9,000 and 17,000Å: operation at five of them (between 11,000 and 12,000Å) has at present been observed. As in the Bell ruby optical maser, semi-reflecting accurately-parallel end-plates are used to reflect the stimulated radiation back and forth along the gas-filled tube and thus to increase its intensity. Some of the stimulated radiation passes through the end plates forming a beam whose spread is less than a minute of arc in the case of the new gas maser. The spectral line width of this new maser is more than one hundred thousand times narrower than that of the ruby maser, and more than one thousand times narrower even than the narrowest hitherto-obtainable optical lines. This very narrow line width has already permitted the first observation of difference signals at radio frequencies between two optical lines. Broadband modulation of the beam at frequencies up to 60kc/s has also been accomplished using a Kerr cell.



Piezoelectric Ignition is used in the U.S. Clinton industrial engine shown by Trojan at the recent Smithfield Show. This ignition system utilizes the voltage developed by compressing a piezoelectric material—in this case PZT (the trade name for the lead zirconate titanate group of ceramics). In the ignition unit the PZT is enclosed in a plastic container which is squeezed by a lever mechanism driven off the crankshaft or camshaft. The generated voltage is fed to the sparking plug via a timing switch which can be operated from the flywheel. Thus no capacitor or spark coil is required. With this ignition system the voltage generated is nearly independent of the engine speed so that starting is made easier. The voltage rate of rise can also be made fast enough ($\approx 10^5 V/\mu sec$) to fire sparking plugs which seem to be fouled when used with ordinary ignition systems. These units can be made very small (occupying only 3½cu in) and light (weighing only 8oz). In this country, PZT is manufactured under licence, by Brush.)

Very-Low Distortion single-ended push-pull audio output stage is described by C. T. Murray in the March 1960 issue of *Proc.I.R.E. Australia*. The basic circuit is shown in the diagram. From this it can be seen that, whereas one of the two output valves, V1, is fed directly

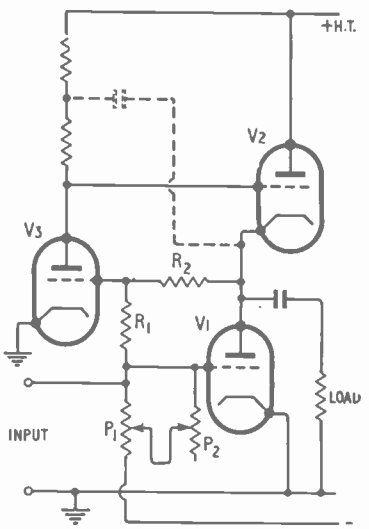

from the input, the other output valve, V2, is fed from an amplifier, V3, which is itself fed both from the output and from the input. The low distortion results from the fact that any distortion in the output is amplified and phase reversed by V3, and then fed back to V2 so as to oppose the distortion produced in the load by V1. V3 must be fed with the correct fraction (determined by R_1, R_2, P_1, P_2) of the input and output voltages to produce a signal input to V2 equal to that to V1 and thus to correctly balance the push-pull stage. The negative supply is used to back off the positive voltage at the cathode of V2 and thus produce the correct voltage at the grid of V3. The dotted capacitive "bootstrap" connection shown both ensures that V3 can provide sufficient drive for V2 and effectively increases the gain of V3 and thus still further reduces the distortion. With this type of circuit at full output a total harmonic distortion of only 0.02% was achieved without applying any overall feedback.

INTERNATIONAL ELECTRONIC COMPONENTS SHOW



Salon International des Composants Électronique, Tubes et Accessoires Électronique

Paris, 17-21 February, 1961

ALTHOUGH this annual exhibition has for the past four years been open to foreign exhibitors it still retains much of the character of the old French Components Show which started in 1934. Of the total of 435 stands about three-quarters were taken by French exhibitors, the remaining quarter by firms from eight other countries among which Germany (28), United States (27) and Great Britain (21) predominated. As in recent years the décor of the stands was uniform and the width of the *allées* ample, allowing those who wished, to saunter without impeding the movement of any with more urgent business (e.g., journalists?). To look at every stand it was necessary to walk at least a mile—two if both sides of each avenue were examined in detail.

Electronic accessories and measuring instruments are admitted, but the show remains predominantly one of *pièces détachées*. The fact that most of the products had been seen in previous years can be taken as indicating their general acceptability, but there were enough *nouveautés* (so marked by stick-on labels) to keep interest alive. A wide range of very small components for printed wiring and of tuner, i.f. and a.f. "modules" for incorporation in small portables were shown by Orega (a subsidiary of C.S.F.). Both Orega and S.E.C.R.E. (Soc. d'Études et de Constructions Électroniques) were showing fixed inductances, with end wires resembling fixed resistors, for use in filters and similar applications. S.E.C.R.E. here also introduced, in addition to their lumped-constant delay lines, a range of distributed-constant lines in moulded form with end wires for suspension in circuit wiring.

For test and measurement a number of new signal sources made their first appearance. Metrix were showing a response curve tracer for v.h.f. covering a frequency range of 5 to 220Mc/s and comprising an assembly of wobbulator, marker and c.r. oscilloscope units which can be used separately. Férisol have added two new high-level (40mW) oscillators to their range of microwave signal generators: Type OS501 (4 to 8kMc/s) and Type OS601 (7 to 11kMc/s). A special stabilized power supply (SCF 300) is available for these klystron oscillators. Solartron were showing their decade pulse generator (GO1005) which has a p.r.f. range of 10c/s to 1Mc/s and pulse width variable from 250mμsec to 100msec ±5%. A lightweight transistor a.f. generator shown by S.E.C.R.E. working in conjunction with a transistor frequency meter with direct-reading, 6-decade luminous display were recent additions to their range of measuring instruments. Quartz-controlled transistor oscillators with self-contained 9-V battery in cylindrical cans 22mm in diameter and from 600 to 100mm high have been produced by Quartz et Électronique. Frequencies between 1kc/s and 1Mc/s are available and typical characteristics (for the 1Mc/s oscillator) are: output 700mV (impedance 1500Ω); distortion <5%; stability 18c/s (−60° to +90°C).

Powers in excess of 5mW at a frequency of 2.2kMc/s are provided by an all-solid-state generator shown by Philco and developed in the Lansdale Division. Improvements in efficiency of up to two orders of magnitude, compared with klystrons, are claimed and the power supply is four 4-volt mercury cells. The total volume of the equipment is about 100 cubic inches and the weight 4lb. A crystal-controlled 110Mc/s oscillator (2N1158) is followed by a "field flow" (L5437) transistor amplifier which raises the signal level to 100mW. This is then applied to a varactor (L4105) harmonic generator and the fourth harmonic selected. After passing through a bandpass filter the 440-Mc/s signal is applied to a further varactor (L4102) and the fifth harmonic (2.2kMc/s) selected. It is claimed that the unit is particularly

Right: Encapsulated fixed inductors (Orega).

Below: Pair of i.f. coupling transformers for transistor printed circuits. Q>160; dimensions 20 x 13 x 13mm (Orega).







Transistor a.f. generator and transistor frequency meter (0 to 1 Mc/s) shown by S.E.C.R.E.



Test instrument for routine measurement of carrier lifetime in semiconductors (J. L. Amiot).

suitable for airborne and space applications (rechargeable nickel-cadmium batteries can be used if the duration—100 hours—of the mercury batteries is inadequate). The frequency stability is suitable for a Doppler system local standard, and amplitude modulation can be applied through variation of the varactor bias.

Ribet-Desjardins were showing a new signal generator (428A) with a constant-level output ±2% over the frequency range of 100kc/s to 30Mc/s and a laboratory type wobbulator and oscilloscope (411A) covering 0 to 320Mc/s in three ranges. Modulation is ±10Mc/s for the middle range (80-160Mc/s) and ±20Mc/s for the upper and lower ranges. Solartron were showing a neat double-beam oscilloscope (CD1016) for rack mounting, covering 0 to 5Mc/s and also a portable double-beam oscilloscope (CD1014). Another interesting Solartron portable instrument shown at this exhibition for the first time was a transistor direct-reading frequency and capacitance meter covering 0 to 100kc/s in seven ranges and 0 to 0.3μF in six ranges.

Equipment for the routine testing of carrier lifetime in semiconductor specimens has been developed by J. L. Amiot. It makes use of the fact that intense illumination can be used to produce minority carriers. The specimen under test is placed over a hole in a horizontal shelf on the front of the instrument and connected in series with a resistance to a d.c. source. Light from a flash tube with a pulse duration of, typically, 10^{-7}sec is concentrated by a mirror and lens system on the underside of the specimen. The output signal from the specimen triggers a sawtooth time base which runs until the signal falls to 1/e of its initial value, when the time-base voltage rise is stopped and the time-base returns to zero. The sawtooth maximum is read by a peak voltmeter which is calibrated to give direct readings of carrier lifetime.

Incidentally, a small portable flash stroboscope was chosen by Ferranti as an example of an application of their four-layer p-n-p-n switching diodes.

Sound level meters were shown by several firms. Many of these are transistor instruments, e.g., the "Minophon" pocket instrument made by the Swiss firm of Ing. Heinrich Spyri S.A. which measures only 125×85×40mm; and the Sonometre S.S.T.1 made by Laboratoire Electro-Acoustique (LEA) which incorporates checking facilities for battery voltage and amplifier gain.

A "wireless" microphone demonstrated by Sennheiser made use of a transistor pocket f.m. transmitter working on 35Mc/s and was effective at considerable distances from the stand under adverse exhibition conditions, showing no signs of interference pick-up.

Sonocolor mounted an effective demonstration of magnetic recordings as revealed by the Bitter technique, of applying colloidal iron oxide and then viewing the patterns produced on the screen of a projection microscope.

Many interesting audio exhibits were seen, but as these were also shown at the Festival of Sound in the Palais d'Orsay in March they are described elsewhere in this issue.

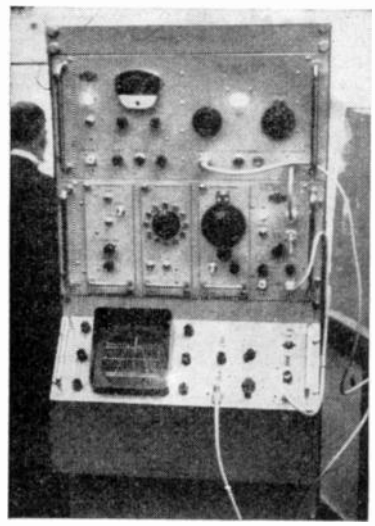

Response curve tracer for v.h.f. (Metrix).



Above: Transistor noise level meter for hand or stand (L.E.A.).



Left: Type CD1016 double-beam oscilloscope (Solartron).

Response Curves and Tone Quality

By M. G. SCROGGIE, B.Sc., M.I.E.E.

AMPLITUDE/FREQUENCY response curves have had their ups and downs, in more senses than one. Until about 1925 the reception of programmes by radio was considered so wonderful that it would have seemed churlish to criticize the quality of reproduction. Effort was still being concentrated mainly on the feat of being able to hear them at all. But as the art of amplification reached the stage of ensuring adequate volume, people began to get quality-conscious. Technical enthusiasts, then as now, were unimpressed by the inevitable slogans—"Perfect Tone," "Reproduction Absolutely Indistinguishable from the Original Performance," etc. —and wanted scientific evidence. This first came in the form of amplitude/frequency response curves, hereinafter to be called just "response curves."

The typical a.f. amplifier of the period comprised two transformer-coupled stages (sometimes more than two!), the response curve of which consisted mainly of a fairly sharp peak somewhere in the range 1-3 kc/s. Clearly such curves were commercially unpublishable, but may have had something to do with the rapidity with which amplifier design began to progress. What the amplifier was doing below 300 c/s—or not doing, more likely—was at first concealed by the linear frequency scale (Fig. 1).

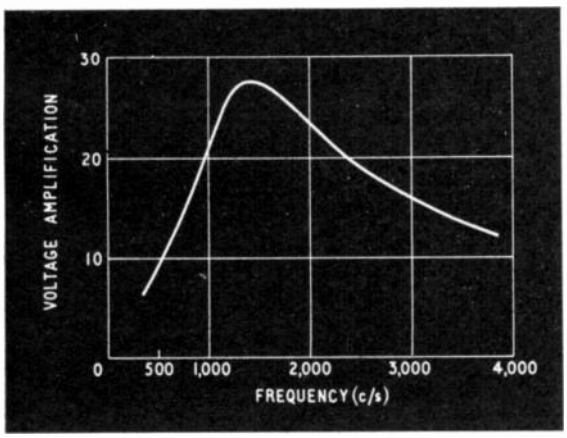

Fig. 1. Response curve of a single-stage transformer-coupled amplifier dated 1925.

Ferranti deserve remembrance for their pioneering of level-response a.f. transformers and publication of logarithmic frequency curves (if they could be called curves in their case!) with which to commend them factually. Soon, however, the development of r.f. tetrodes was to render a.f. transformer coupling unnecessary, and resistance coupling gradually superseded it. By about 1927, a.f. amplifiers had so much improved that even overall response curves began to be worth advertising. And so the passion for high-quality sound reproduction gained momentum. Loudspeakers were still extras, however, externally connected and not included in the price of a broadcast receiver, so naturally they did not come within the scope of the response curves—which was fortunate for the advertisers.

For some years a response curve was almost the only available objective index of tone quality, and enthusiasts attached great importance to ironing out every fraction of a decibel departure from perfect horizontality, regardless of what the loudspeaker and listening room were doing—a striking example of straining at a gnat and swallowing a camel. Some attention was beginning to be given to non-linearity, but mainly among the technical *avant-garde*. Outstanding was an article by J. H. O. Harries[1] in which he brought forward experimental evidence that the largely third-harmonic distortion generated by pentodes sounded worse than the same amount of triode distortion (mainly second-harmonic).

As the frequency range of a.f. amplifiers—and to a lesser degree other equipment such as pickups and loudspeakers—continued to be extended, a controversy arose as to the desirability or otherwise of such development, especially at the top end of the scale. Some held uncompromisingly that the higher the fi-er; others, while generally conceding this as an ideal, argued that noise, interference, and (dare one whisper it?) distortion made it expedient to cut off everything above, say, 5,000 c/s. Capt. P. P. Eckersley had, as usual, a memorably picturesque way of putting it—"The wider the window is opened, the more dirt comes in." This controversy, challenging the validity of the response curve as a measure of fidelity, reached a peak of intensity in the correspondence columns of *Wireless World* during 1932, and continued indecisively until smothered by the outbreak of war.

The end of the war released a greatly augmented number of enthusiasts, amateur and professional, to pursue the search for perfect sound reproduction. Almost at once the "flat from 20 to 20,000" school of thought—and with it the prestige of the response curve—received a severe blow by the publication of experiments by Chinn and Eisenberg[2] which produced an impressive mass of evidence to show that few listeners had any use for reproduction of frequencies outside 70-6,500 c/s, and many chose to be restricted to 150-4,000 c/s. This was what a lot of people, including the more successful manufacturers, had believed for a long time, but it was no doubt comforting for them to find that their heresy had suddenly become respectable.

As was to be expected, the orthodox reacted vigorously, and many attempts were made to discredit the findings of Chinn and Eisenberg. The

[1] "Amplitude Distortion," *Wireless Engineer*, Feb. 1937, p. 63.
[2] "Tonal-range and Sound Intensity Preferences of Broadcast Listeners," *Proc. I.R.E.*, Sept. 1945, p. 571.

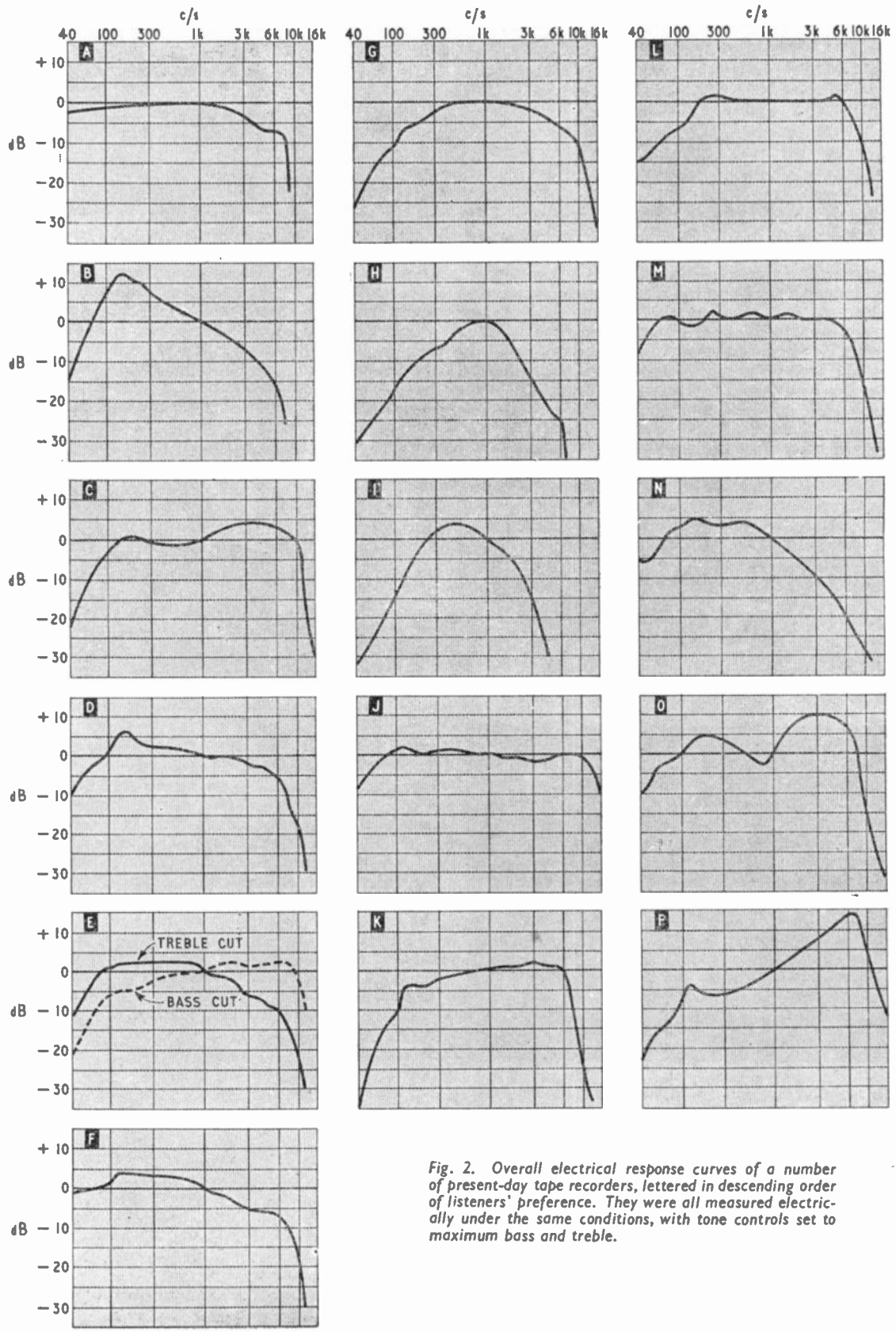

Fig. 2. Overall electrical response curves of a number of present-day tape recorders, lettered in descending order of listeners' preference. They were all measured electrically under the same conditions, with tone controls set to maximum bass and treble.

main weight of the attack was launched against their statement that distortion from the equipment used for the experiments was imperceptible to the most highly critical listener. Clearly (it was said) the lack of enthusiasm for the widest window must have been due to harmonic and intermodulation dirt too fine to be detected as such but nevertheless spoiling the reproduction. Otherwise—and this was their trump card—the original sounds themselves would be unacceptable if heard with their full natural frequency range.

Direct Hearing

Not long afterwards H. F. Olson[3] took them up on this point by testing listeners' preferences in the same room with the original sounds, no electrical apparatus being used. It was something of a shock to read that about a third of the listeners preferred to hear the music and speech restricted to a top frequency of 4,000 c/s by means of an acoustical filter. The shock was considerably allayed when one read on and learned that from overhearing the comments made afterwards by the listeners it could be concluded that those who voted for the restricted hearing were mainly those who disliked the programmes anyway, so would naturally be glad to hear as little of them as possible. That even a small minority should prefer sounds to be muffled—especially speech, which is so often heard naturally that nobody would regard loudspeaker reproduction as the standard—does, however, seem to call for some explanation by the authorities who insist that anything less than 15,000 or even 20,000 c/s is not good enough.

The difference between the results of the two sets of experiments—especially if allowance is made for those who were merely using the only means open to them to protect themselves from Mr. Olsen's programmes—is sufficiently marked to give possible or even probable support to the unmeasurable-distortion theory. It seems that many listeners who prefer to hear original sounds with all their crispness would reach for the " top cut " control if they were presented with even the highest-fi reproductions of them. Complete proof is lacking, however, because Chinn and Eisenberg's reproductions were monophonic, and it can be argued that the difference between this and direct (or stereophonic) hearing may affect the preferred frequency range. So far from stopping to straighten out this tangle, I am pausing, just long enough to add the observation that members of my family consistently tolerate much more " modern " symphonic music when they hear it direct than via hi-fi. But that may be merely because their attention is diverted by the antics of the executants.

The last decade seems to have brought forth little to aid interpretation of response curves or restore confidence in them. Nevertheless, and in spite of the obstinate refusal of the ordinary listener to prefer what he ought to prefer—full frequency range reproduction—there is still a tendency to assume that the higher the top frequency that can be advertised the higher the " fi " it implies. Recently I had occasion to see some frequency response measurements on tape recorders which were also judged by systematic listening tests, and thought a comparison might be instructive. The tests were carried out under the auspices of the Consumers' Association Ltd.

Measurements and tests were made under like conditions on all models, and (with exceptions to be mentioned) the listening tests were under conditions similar to those for the response measurements. All were at 3¾ in/sec tape speed.

The measurements were made by recording sinusoidal signals at 27 frequencies from 40 c/s to 16 kc/s, the a.f. source being connected to the microphone input. The tape was then played back and the power output into rated load was measured. The ratio of output to input overall was expressed in dB relative to that at 1 kc/s. Tone controls were set to give maximum bass and treble, except Model E, in which there was only a single tone control, which was set at its extremes and two separate curves taken.

The listening tests likewise embraced recording and replay, and also the microphone and loudspeaker included in or prescribed for the recorder; this of course was a significant difference in conditions. Another difference was that the tone controls were adjusted by the panel of three listeners to what they judged to be optimum settings. In each case one male and one female speaker were recorded " live," and also some piano playing. The tone quality for each was separately assessed by each of the listeners, who awarded marks out of 100. They were not aware of the names of the machines being heard, or of their measured characteristics. Scores were weighted in the ratio 2 to 1 for piano and speech respectively. The results quoted here are the overall averages for the panel. In most cases the three listeners' scores were reasonably similar, but a minority showed a wider spread from average.

The response curves are arranged in Fig. 2 in descending order of listener preference. The corresponding average scores are as follows:

Model	Score	Model	Score
A	58	I	35
B	57	J	34
C	51	K	34
D	51	L	32
E	48	M	32
F	47	N	30
G	38	O	29
H	37	P	16

To forestall one query that might be made on comparing the curves with this table, mention should be made that harmonic distortion measurements were also carried out, but do not shed any certain light on the matter. For listening, the output level was kept low, in a room of average domestic size.

One's first conclusion, especially after noting the widely different placings of B and N despite the similarity of their curves, might well be that response curves couldn't matter less. More mature consideration is likely to reduce this to some such statement as that response curves are not an entirely safe index of tone quality. With regard to B and N in particular, it should be mentioned that they were about the least consistently judged, and also that the excessive bass

[3] " Frequency Range Preference for Speech and Music," *J. Acous. Soc. Amer.*, July 1947, p. 549.

in B could be and probably was reduced by the listeners' tone adjustments. A more damaging comparison is that between the exemplary curve of M and its mediocre placing.

The first definite conclusion could be one in harmony with Chinn and Eisenberg—that response above 7 kc/s is not essential for pleasing reproduction (note A and B). Furthermore, an excess of very high frequencies is particularly distasteful (P). A more puzzling conclusion is that a very narrow response, so long as it comes well in the middle (H and I), is not wholly unacceptable to listeners; it can in fact be preferred to more level curves (J, K, L and M). An interesting point is that in general the machines with the most level curves were the most consistently judged by the listeners.

Almost certainly the picture would have differed somewhat if the overall response tests had been really overall, including microphone and loudspeaker, and been measured at the listeners' tone control settings; but since most of the response curves presented by manufacturers are obtained under conditions similar to those shown here, the general conclusions stand. It is doubtful whether they would have been far out even if the conditions had been identical to those for listening.

Audio Festival Exhibitors

MANUFACTURERS from the Continent, Japan and the U.S.A. are among the 72 exhibitors at the International Audio Festival, which opens at the Hotel Russell, London, W.C.1, on April 6th, for four days. In addition to the usual demonstration room for each of the manufacturers listed there will be an audio theatre, seating 200, in which frequent lecture-demonstrations will be given.

Tickets for the Festival, which is open from 11.0 to 9.0 each day, are obtainable from manufacturers, audio dealers or from *Wireless World*. Until 4.0 on the first two days admission is restricted to the trade.

AKG
Acoustical
Allied Records
Ampex
Armstrong
Audio Fidelity
Aveley Electric

BASF
Brenell Engineering
British Ferrograph

Challen Instrument Co.
Chapman (Ultrasonics)
Chitnis Electronic A.G.
Ciné Accessories
Clarke & Smith
Collel
Cosmocord

E.M.I. Records
E.M.I. Sales & Service

Faraday Electronic Insts.
Fi-Cord (Distribution)
Field, N. S. B.

Garrard
Gevaert Photo-Reproduction
Goodmans
Gramophone Co.
Grampian
Grundig

Leak
Lowther
Lustraphone

M.S.S. Recording
Magnavox
Minnesota Mining & Mfg.
Mullard
Multimusic

Orr Industries

Pamphonic
Philharmonic Records
Philips
Projection

Radford Electronics
Robuck Electrical Industries
Rogers Developments
Rola Celestion

S.M.E.
S.T.C.
Schwarzalder Uhrwerke-Fabrik Burger
Shure
Simon Sound Equipment
Sony
Sugden

Tannoy
Tape Recorders
Telefunken
Teppaz

Veritone
Vitavox
Vortexion

Wellington Acoustic Labs.
Wharfedale
Whiteley Electrical
Wyndsor Recording Co.

Zonal Films

CLUB NEWS

Barnet.—H. W. Pope (G3HT) will speak about d.f. gear to members of the Barnet & District Radio Club on April 28th. The club meets on the last Tuesday of each month at 8.0 at the Red Lion Hotel.

Birmingham.—April meetings of the Slade Radio Society include a talk on the 7th on transistors by N. B. Simmonds and another on the 21st on 2-metre amateur gear. The club's first d.f. contest of the year will be held on April 23rd. Slade Radio Society meets at 7.45 at Church House, High Street, Erdington.

Bury.—Future meetings of the Bury Radio Society will be held at 8.0 at The Knowsley Hotel, Kay Gardens. At the April 11th meeting K. Taylor (G3NNW) will talk on "My First Eighteen Months."

Derby.—Meetings of the Derby & District Amateur Radio Society, which incorporates the Derby Wireless Club formed in 1911, are held each Wednesday at 7.30 at 119 Green Lane.

Guildford.—Maurice Child will speak on "The Early Development of Radio" at the April 13th meeting of the Guildford and District Radio Society, which meets on the 2nd Thursday and 4th Friday of each month at 7.30 at the City Cafe, Onslow Street.

Halifax.—At the April 4th meeting of the Halifax & District Amateur Radio Society H. Swift (G3ADG), the club's chairman, will speak on efficiency modulation. The society meets on alternate Tuesdays at 7.30 at the Sportsman Inn, Ogden.

Leeds.—Mobile equipment is the topic of the talk to be given to H. Brooks (G3GJV) at the April 12th meeting of the Leeds Amateur Radio Society. Meetings are normally held at 7.45 each Wednesday at Swarthmore Education Centre, 3 Woodhouse Square, but on April 26th members are visiting the Batley Works of Fane Acoustics.



Transistor Battery Tape Recorder recently introduced by Grundig, the TK1, is shown in the photograph. At the operating speed of 3¾in/sec the frequency response is 80 to 8,000c/s ± 3dB and the total wow and flutter 1%. The output power is 250mW. High-frequency bias is used and permanent-magnet erase. The weight of this recorder is 8lb and its dimensions 11¾in by 7in by 4½in.

SOME THOUGHTS ON INDUCTANCE

HENRYS OR VOLT-SECONDS?

By THOMAS RODDAM

IN recent months I have been constrained to think about a variety of devices in which a coil is wound on a piece of ferromagnetic material and a current is passed through the coil. The practice of my temperate youth was to restrict the current so that this system remained linear, or fairly linear anyway, air gaps and extra iron being added whenever it became necessary to avoid the unwanted non-linearities. The characteristic property of such an arrangement is, of course, its inductance and it has become a matter of habit to assume that a thing having this sort of construction will also have associated with it the inductance-property, the idea of an inductance, the pure characteristic to which in this imperfect world we can only approximate.

There are now, however, a number of what appear to be inductance-devices which seems to have lost this old, this familiar, inductance property. Clearly the essential characteristics of a coil wound on a ferromagnetic core are unaltered by the circuit in which it is connected and the defect must therefore be one of understanding. One great aid to clarity of thought is freedom from reference books: it is therefore my practice annually to abandon my library and retire to some inexpensive retreat where the gentle susurration of the rain and the heavier patter of the boots of a large but inefficient hotel staff can encourage the search for comprehension.

What, then, is an iron-cored coil? Digging into memory I recall that the passage of a current produces in the core a magnetomotive force, H, which is proportional to the current and to the number of turns and which is the same sort of thing as an electric field in that it is proportionately diluted by the length over which the current acts. In fact

$$H = 4\pi NI/10l$$

The effect of this magnetomotive force H is to produce a magnetic flux. This is where the energy is stored in the magnetic system. We commonly write the simple equation

$$B = \mu H$$

to express the connection between the flux and the m.m.f. but although I quote this highly memorable equation further exploration shows that its use is attended with some danger.

A safer approach is based on the fact that when we change the flux which links the turns of a coil we produce a voltage across the terminals. The equation connecting these factors is

$$V = NA \,.\, 10^{-8} \,.\, dB/dt$$

where A is the area.

From these two equations we can go on to consider the very important term dI/dt. Since

$$I = (10l/4\pi N)\, H$$

$$\frac{dI}{dt} = (10l/4\pi N)\frac{dH}{dt}$$

Now let us define the inductance by the equation

$$L dI/dt = V$$

and we find that

$$L = \frac{NA \,.\, 10^{-8}}{(10l/4\pi N)} \,.\, \frac{dB/dt}{dH/dt}$$

$$= \frac{4\pi N^2 A \,.\, 10^{-9}}{l} \,.\, \frac{dB/dt}{dH/dt}$$

$$= \frac{4\pi N^2 A \,.\, 10^{-9}}{l} \,.\, \frac{dB}{dH}$$

When $B = \mu H$ we obviously have $dB/dH = \mu$ and the expression for the inductance has a similar form. When, however, this simple proportionality between B and H no longer holds the expression for inductance in terms of dB/dH is still true. The only trouble with it is that it depends on this differential term, which in strictness we must remember is actually $(dB/dt)(dH/dt)$. This is by no means a pedantic distinction, as we shall see at a later stage. It retains in our equations the very important element of time. For engineering purposes you cannot put the clocks back and any expression containing time has built into it an arrow showing which way you are going.

Let us now look at the sort of relationship which we may encounter between B and H with some of the specially prepared ferromagnetic materials. The typical form is shown in Fig. 1, and it will easily be

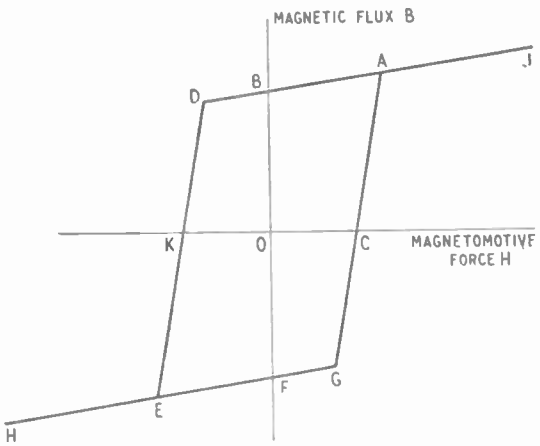

Fig. 1. Idealized B-H characteristic of a "square-loop" ferramagnetic material.

appreciated why materials which give a close approximation to this are called " square-loop " materials. First of all note that there is no indication in this diagram of what happens near the origin. This is rather a consequence of the way in which the square-loop materials are used than of their properties. In the region of the origin there is, in fact, a fairly conventional high-permeability loop. When used in this way a coil wound on such a core has an inductance of conventional meaning. One material which is of value in both modes is Mumetal.

In considering the square-loop behaviour of a core of this kind it is most convenient to start off by passing a very large current through the coil so that the flux is brought up to the point J. We now reduce the current without reversal to zero and after passing through A we follow along the line AB to the point B. Here the magnetomotive force H, and equally the current, is zero, so that we can disconnect the circuit. The core, however, remains magnetized with a stored flux B.

Connected back in circuit we apply a small current in the reverse direction along the path BD. The change in flux is very small so that the inductance, as we have defined it, is also very small. As we continue to increase the current we reach the point D. Quite suddenly dB/dH changes to a very large value, for the jump in flux from D to E involves only a small change in magnetomotive force. The inductance for this region traversed in this direction is very high. When we reach E we turn sharply again towards H and the inductance is again low since EH is almost parallel to the magnetomotive force axis.

The description of the changes in inductance in the last paragraph depends on our definition of inductance in terms of the volts per ampere per second, the tendency of inductance to prevent changes in current. We could also consider inductance in its energy storage character: if a current is flowing through an inductive element the stored energy is $\frac{1}{2}LI^2$. It is this property which makes inductance such an important element in filter theory, where the network elements must hold the energy introduced at stop-band frequencies and then force it back to the generator. I would remind you that a filter using only inductance and capacitance cannot actually attenuate a signal passing through it as there is nowhere for the energy to be dissipated. Such filters operate by presenting a reactive load to the generator in the stop band so that the energy is all flung back.

In this sense of inductance the word seems to have practically no meaning when the device is operated

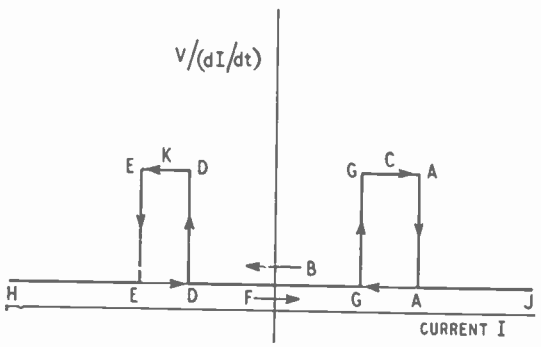

Fig. 2. Measured properties of two-terminal device with current drive.

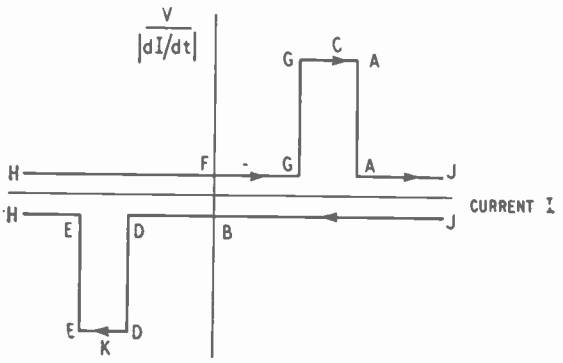

Fig. 3. An alternative way of drawing Fig. 2.

round the loop shown in Fig. 1. The stored energy has become virtually inaccessible and certainly unpredictable for any pattern of current other than a regular full excursion from H to J and back again. The energy which we force in up the path GCA is locked up in the remanent flux at the point B when we try to get it back: to move from C to A we find we are putting energy into a high inductance device and the small current (and m.m.f.) change takes a good deal of energy but when we try to get it out again the device decides to be a low-inductance one. It is all rather like the operations of a bucket shop or some new fairy story in which the princess when kissed turns into a frog, though these columns are no place for comments on marriage.

By now, no doubt, several familiar figures are reaching for their reference books, their slates and pencils. How many readers, I wonder, traced their first faltering characters, to the accompaniment of excruciating squeaks, on the economical slate: how long before their children complain that electric typewriters have not been provided for every infant in the village school? But s.f.f. are on my track with the revelation that if I consult Ezekiel Spanheim I shall find a clear definition of inductance which will dispose of all these difficulties. This I do not doubt, but neither do I doubt that the trick of producing such a clear definition is to restrict one's thought to ideal linear systems. Once we do this it is not really important which definition we adopt, since the alternatives can be easily and unambiguously derived.

What is the circuit designer to do? He is not concerned with magnetic flux and magnetomotive force: he has a black box with two terminals and has to define its properties in terms of voltage and current at these terminals. As a user of this black box it is merely vulgar curiosity which excites him to enquire why the behaviour is as he finds it. There are two experiments which he can profitably conduct. These will define the properties of his two-terminal device in a form which he can use.

In the first experiment a source of current is required. This, of course, is a circuit which produces a specified current no matter what the impedance through which the current must be driven may be. There are a number of ways of approximating to this: the simplest is a sufficiently high voltage source in series with a sufficiently high resistance, while in more sophisticated versions the high slope resistance at a pentode anode or a transistor collector can offer the wanted approximation with economy

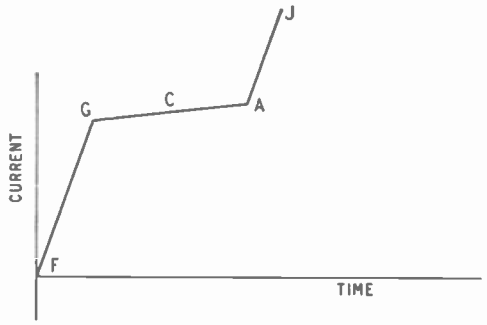

Fig. 4. Measured properties of two-terminal device with voltage drive.

of voltage. I do not think we need to explore the details of a suitable circuit here.

We set the current at a substantial negative value, corresponding to the point H and then increase it. " Increase " is used here in a strictly formal way to mean that dI/dt is positive: numerically the current shown on a meter, which is $|I|$, will fall to zero and then rise in the opposite direction. We measure the voltage across the terminals and we also measure, or fix in advance, the rate of change of current with time. Let us assume that we have arranged matters so that dI/dt is constant. Then, equally, as we allow (and what else can we do, indeed) the passage of time, H increases steadily, with dH/dt also constant. (Again, since dH/dt is positive, I use "increase".) From H through E, F to G we have dB/dt which is constant and small, so that we observe a small and constant voltage across the terminals. At G there is a sudden change. As we go along G, C to A the terminals voltage becomes very high but at A, and as we progress towards J it drops again. The voltages we observe are proportional to dB/dt, and thus proportional to dI/dt. We can therefore plot the diagram of Fig. 2. This may be more familiar to some readers in the form shown in Fig. 3 which takes account of the fact that to traverse the system from right to left we must have dI/dt negative and we shall therefore observe a negative voltage across the terminals. This effect is slightly obscured in Fig. 2.

In a second experiment we apply a constant voltage to the terminals and observe the current. We shall assume that initially we are at the point F of Fig. 1. As we have already said, the rate of change of magnetic flux is proportional to voltage and since the voltage is constant the flux must be changing at a constant rate. The projection of the working point on the B axis moves steadily upwards. There is a rapid transition from F to G, associated with a rapid rise in current but then as we move along G, C to A the current changes very little. Once A is reached only a short time is occupied by the run along AJ towards unlimited current. This is the pattern shown in Fig. 4.

The important feature of the current-time characteristic at constant voltage is the plateau GCA. Since we have $V = NA.10^{-8}dB/dt$ and V is constant we can integrate this very easily to get

$$Vt = NA.10^{-8}(B_1 - B_0)$$

where B_1 and B_0 are the values of flux corresponding to the points A and G respectively. $(B_1 - B_0)$ is equal to the spacing between points B and F, or twice the remanent flux B_r.] A coil of N turns of area A on a material having a remanent flux B_r has therefore a characteristic

$$2NAB_r10^{-8} \text{ volts-seconds.}$$

It may be useful to notice the sort of values to be expected. A coil of 1,000 turns will give volts-seconds products in the region of 1-10 volt milliseconds while draining away only milliamperes. Thus such a coil might take an almost constant current of a few milliamps for perhaps 10 milliseconds and then allow some hundreds of milliamps to flow. With only a few turns the characteristic will be a few volts-microseconds and the current required to reach the point G will be some hundreds of milliamps.

For many practical applications we do not operate with ideal voltage or current sources but with sources of finite (which means in practice comparable with the load) impedance. Let us consider a source of voltage V_0 and resistance R_0. Now in Fig. 4 the step from F to G is very short and we can therefore get a quick picture of the sequence of events by assuming that there is somehow a jump to a constant current I_0 which is the value for the whole GCA plateau. When the generator is first connected the full voltage V_0 appears across the coil but as soon as the current I_0 is established the voltage across the coil falls to $(V_0 - I_0R)$. This value remains constant for a time $(2NAB_r.10^{-8})/(V_0 - I_0R)$ and then the current through the coil increases rapidly and, if the coil resistance can be neglected the current rises to V_0/R and the voltage drop across the coil is zero. This is shown in Fig. 5. The idealized characteristic shown in Fig. 5(b) can be turned into a closer approximation by replacing the three linear segments by the exponential which would be calculated using the appropriate values of inductance, defined in terms of the value of dB/dH for the corresponding segment.

It is this property of square-loop materials which has led to their widespread use in transistor square-wave oscillators which are now becoming popular as inverters for producing an a.c. supply from a battery source and, by extension, producing high

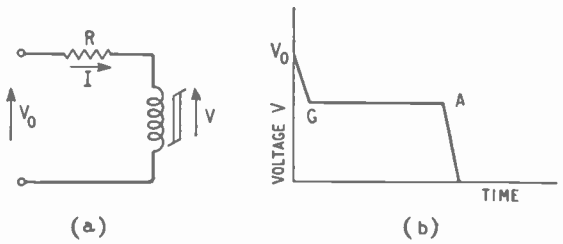

Fig. 5. The voltage with a finite source resistance.

voltages by the subsequent transformation and rectification. In these circuits the duration of each half-cycle is fixed by the plateau A Fig. 5(b). Another way of looking at these circuits is to consider them to be LR multivibrators, with a very large inductance corresponding to the steep slope of GCA in Fig. 1. The half-cycle time, which depends upon L/R has barely begun, and the characteristic sag is only just discernible, when the core reaches its limit at A. The inductance changes to a very small

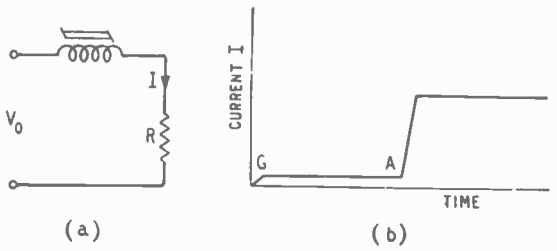

Fig. 6. The current into a finite resistance fed from a fixed voltage through a saturable choke.

value and the remainder of the half-cycle is performed with a very small L/R value.

Another application is, of course, the memory core. We have seen that with no current applied we must be at B or F, depending on whether the last active point was J or H. Suppose we are at B. A current pulse, with positive current, will run up the track BAJ. The change of flux will not be very great so that the voltage generated in a winding on the core, which depends on dB/dt, will be small. But if the last state were F, this current pulse would traverse the path FGCAJAB and we can see from Fig. 2 or Fig. 3 a substantial voltage pulse would be produced. By setting the core to either B or F we can thus " write in " one bit of information, a yes or no, a 1 or 0, and can extract it at our leisure. Moreover, since a current, or more exactly ampere-turns, which does not carry us to G will not affect the setting at F but will let the core fall back again we can use several windings which must be simultaneously pulled to bring the information out. It is in structures of this kind that we encounter the cores switched in times measured in microseconds, perhaps using only single turns.

The memory cores are perhaps a couple of millimetres in diameter, the inverter cores the size familiar in ordinary low-frequency amplifier design. In yet another application, magnetic amplifiers, which find application in a wide field from aircraft controls to the regulation of the supplies to large furnaces, the sizes range upwards from a few ounces into the hundredweights. Fig. 6 is merely a rearrangement of Fig. 5 with attention focused on the current through the resistor R. It will be seen that until A is reached there is only a small current in the load resistor. Suppose, then, that just as we reach A we reverse the voltage: we shall then traverse the path ABDKE with a similar, but oppositely sensed, current. At E we again reverse the voltage and this alternating voltage drives only a small alternating current through the load. Now let us, by means of another winding carrying a steady current, bring the starting point to C. To move from C to A under the influence of V_0 takes only one-half the time for the movement from G to A and so for the remainder of the time before the reversal the full current of V_0/R will flow in the load.

Having regard to the space I have already filled I do not propose to describe how the core is reset and how this second winding is disposed of so that, in fact, by the use of several windings on separate lines, it is protected from having excessive voltages induced in it. These matters of ingenuity are used to make practicable the magnetic amplifiers in which relatively small control currents affect the discharge of large powers into the loads by altering the fraction of a cycle during which the current is free to flow.

I had hoped that at some point in this study the idea of inductance would have forced itself in. It has not done so except as a means for improving some of the approximations and even then I am sure we could have managed without it. In its place we find a factor which has no name but which we might call endurance, the volts-seconds product before collapse. This is a very real characteristic of a square-loop cored coil and a much less sharply defined characteristic of a coil with a silicon iron core or with a small air-gap. It is a characteristic to which I fear we must all become accustomed. But how I wish it had a name.

SHORT-WAVE CONDITIONS

Prediction for April

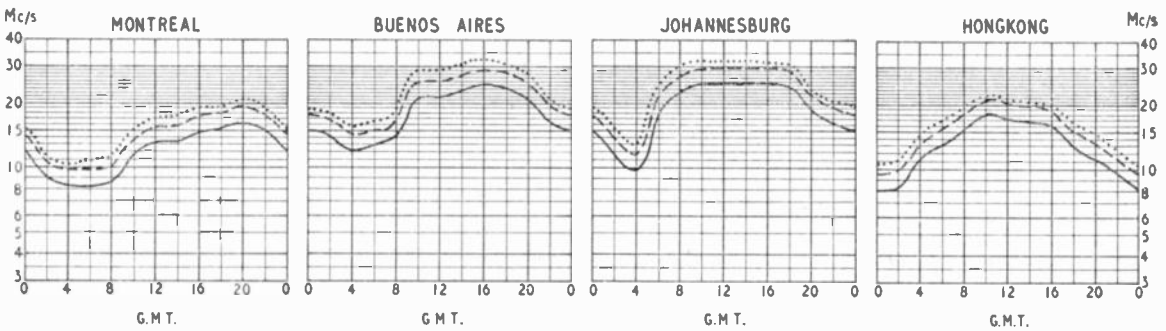

THE full-line curves indicate the highest frequencies likely to be usable at any time of the day or night for reliable communications over four long-distance paths from this country during April.

Broken-line curves give the highest frequencies that will sustain a partial service throughout the same period.

•••••••••• FREQUENCY BELOW WHICH COMMUNICATION SHOULD BE POSSIBLE FOR 25% OF THE TOTAL TIME

— — — PREDICTED MEDIAN STANDARD MAXIMUM USABLE FREQUENCY

——— FREQUENCY BELOW WHICH COMMUNICATION SHOULD BE POSSIBLE ON ALL UNDISTURBED DAYS

Multivibrator Design

USE OF CONSTANT-CURRENT PRINCIPLE

By R. C. FOSS, B.Sc., Grad.I.E.E., and M. F. SIZMUR, B.Sc.

AN engineer designing electronic circuits has a number of special problems which are not commonly met in other branches of engineering. One such problem arises from the use of valves and transistors, which have unavoidably wide tolerances on their characteristics. Steam engines manufactured with a tolerance of $\pm 50\%$ on piston diameter would hardly be expected to perform well or even work at all! However, it is often necessary to make electronic circuits perform reliably with tolerances of this order on transistor parameters. Evidently to achieve this aim, the performance of the circuit must be made as far as possible independent of the precise values of such parameters. The designer must use techniques which ensure that the behaviour of the circuit depends upon those components whose values are

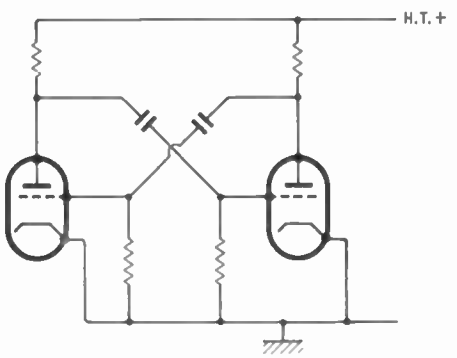

Fig. 1. Abraham and Bloch multivibrator circuit.

under his control, such as capacitors, resistors and inductors.

Because it is a comparatively easy task to assemble and modify a prototype, there is often a strong temptation to "design" circuits by cut and try methods. This temptation should be resisted as this method has numerous drawbacks. First, there is no reason why the performance of a circuit arrived at by cut and try should be governed by the values of passive components and not depend critically upon valve or transistor parameters. The circuit *may* have this desirable property but most likely it will not. The second drawback is that the circuit can only be developed into a form suitable for production by an experimental investigation in which the effects of all tolerance changes are explored in a systematic manner. This may well turn out to be a lengthy process and there is always the possibility that at some late stage the circuit may be found unsuitable for production, necessitating a fresh start. Another drawback is that it will be purely fortuitous if an optimum design is achieved at the first attempt, and it is impossible to tell how far away from the optimum the design is without experimental investigation. Lastly, the lack of a quantitative understanding of the way in which the circuit works may well complicate maintenance because of the difficulty in deciding whether it is operating correctly or not.

These difficulties may all be avoided if circuits can be designed which are not critical as to the precise values of valve or transistor parameters and whose behaviour is determined by the values of passive components. Experience shows that the design procedures for such circuits are often quite simple; the amount of effort needed may be reduced to little more than an exercise in Ohm's Law and the solution of the transient response of an R-C circuit!

The way to achieve this state of affairs is to use the valve or transistor as a switch with "on" and "off" states determined by passive components, the transition between states being governed by R-C timing circuits. The characteristics of the active element are thus involved only in the transition from one state to the other.

Because the multivibrator is one of the most useful and most widely known of waveform-generating circuits, it has been taken as an example to illustrate these techniques. Fig. 1 shows the Abraham and Bloch multivibrator circuit. Neglecting the time taken for change of state, the periodic time for this arrangement is the sum of the "off" periods for both valves. Fig. 2 shows the exponential waveform appearing on each grid in turn during its "off" period, E_0 being the initial value, E_1 the value at which the circuit changes state and T the circuit time constant. If the "off" period, t_1, is to be accurately specified, it is necessary to fix E_0 and E_1 or at least the ratio of these voltages.

The appendix describes a simple method of finding

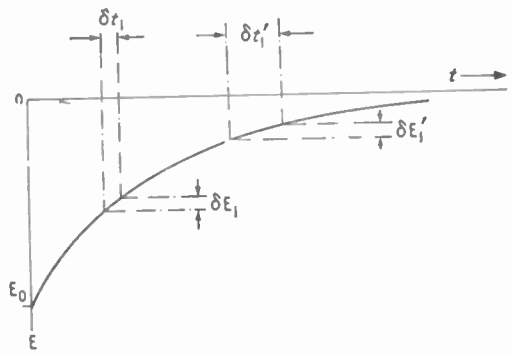

Fig. 2. Exponential waveform appearing in turn at each grid in Fig. 1 during its "off" period.

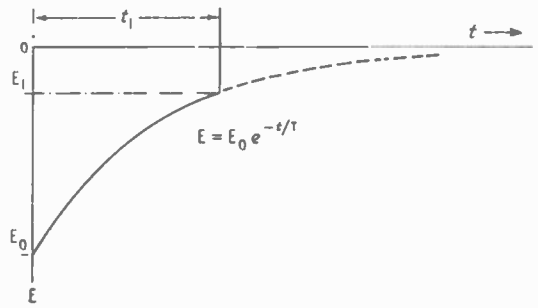

Fig. 3. Illustration of the important design point that E_1 should not be made too small relative to E_0 so that a small change in E_1 does not produce too large a change in t_1.

t_1 in terms of this ratio and the circuit time constant.

It should be noted that if E_1 is made small with respect to E_0, then small changes in the value of E_1 will produce disproportionately large changes in t_1 and hence in the periodic time of the circuit. Fig. 3 illustrates this point and it should be emphasized that this is most important in practice when E_1 is dependent on valve or transistor characteristics.

The basic multivibrator of Fig. 1 is not a "designable" circuit as it stands because the "on" state of the triode valve is made dependent on its characteristics, including the grid current/grid voltage relationship. Thus the change in anode potential between cut-off and cut-on and therefore the output amplitude and the starting point of the grid timing exponential are poorly defined. Furthermore, in this particular circuit the value of grid voltage, E_1, at which the transition occurs is small compared with the initial value, E_0, and is likely to change as the valves age or are replaced.

It has been shown by Williams (Ref. 1) that these unsound features of the circuit can be avoided by the use of "bottoming" pentodes to give a well-defined anode swing, and by returning the grid leaks to the h.t. positive rail to make changes in the effective grid base have little effect.

The circuit known as the long-tailed pair (Ref. 2) can be used to achieve equal case and soundness of design in a wide range of waveform circuits, while retaining the economic advantage of the triode, particularly the double triode. Although circuits employing feedback in a common-cathode resistor are fairly well known, it does not seem to be so well appreciated that it is possible to use this resistor to largely define the total cathode current, or "tail current" of the pair. The tail current in the circuit of Fig. 4 is given by:—

$$I_T = \frac{E_T + v_k}{R_T} \quad .. \quad .. \quad (1)$$

where the cathode voltage v_k is determined by the values of v_{g1}, v_{g2}, and the valve bias. Provided that these quantities, and changes in them, are made appreciably less than the fixed "tail voltage" E_T, say up to 20% of E_T, it will often be possible to take the tail current as constant.

$$I_T \approx \frac{E_T}{R_T} \quad .. \quad .. \quad (2)$$

For waveform-generating circuits, this current is normally arranged to flow entirely in one or other of the pair, and this current is switched from one to the other by a differential voltage applied to the grids. To estimate the value of differential grid voltage necessary to produce this switching action, suppose that the valve characteristics of each of the pair are identical. Suppose also that a value of grid-cathode bias $-e_b$ is necessary for the valve to draw current I_T, and that a value $-e_c$ just cuts off the valve. As changes in anode voltage are not normally large, the effective grid base, defined as $(e_c - e_b)$, may be assumed constant. Considering again the circuit of Fig. 4; if v_{g1} is made zero and v_{g2} very negative, V2 will be cut off, and V1 will be conducting. By the assumption, the cathode potential is $+e_b$. If v_{g2} is now allowed to rise, then when it passes a value $-e_c$ relative to the common cathode, that is $-(e_c - e_b)$ relative to earth, V2 starts to conduct. With v_{g2} continuing to rise the cathode voltage increases until it reaches a value $+e_c$ when V1 will be completely cut off. The value of v_{g2} at this point is $(e_c - e_b)$, and it is seen that a differential change in grid voltage of two effective grid bases is required to switch I_T. This thermionic equivalent of the two-way switch has been very successfully used in the design of digital computors (Ref. 3).

The multivibrator about to be described, due originally to E. L. C. White (Ref. 4), can be thought of as just such a switch actuated by positive feedback through a timing network from one anode to the opposite grid (see Fig. 5). With this circuit the free-running repetition rate is not well-defined, since it is very dependent upon the valve cut-off bias as shown in Fig. 3. However, this is an excellent circuit for use where a square wave synchronized to an external waveform is required. As it is the differential grid voltage which actuates the "switch", the synchronizing waveform is applied to the "free" grid (with acknowledgements to a well-known contributor to *Wireless World*!). This grid takes no part in the regenerative action, so it will not inject any signal back into the synchronizing circuit.

The anode of V2 also plays no part in the regenerative action, and from this anode an output can be taken without affecting the operation of the circuit, a feature which may eliminate the necessity for a buffer stage.

To analyse the operation of the circuit, a few

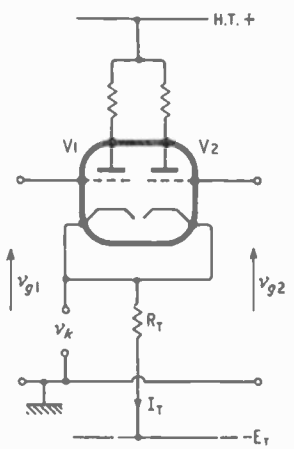

Fig. 4. Long-tailed pair circuit.

additional assumptions will be helpful. These are:—

(i) That R_3 is large relative to R_1 so that the grid circuit loading on the anode of V1 may be neglected.
(ii) That stray capacitances may be neglected.
(iii) That neither valve is forced to draw grid current.
(iv) The circuit is free-running, the grid of V1 being at earth potential.

To begin the analysis, suppose that I_T has just started to flow through V1, the valve having previously been cut off. The fall in anode voltage, $E = I_T R_1$, will have been coupled to the grid of V2 by the capacitor C, as shown in the waveform diagram Fig. 6. This fall cuts off V2 and drives the current into V1 as postulated. C will now discharge through R_3 and R_1 and the grid voltage waveform will be an exponential rise towards earth. Meanwhile the cathode is at e_b, held by the grid of V1. When the grid of V2 reaches a point one effective grid base below earth, V2 can start to conduct just as was considered in the case of the circuit of Fig. 4. The current in V1 falls and this rapidly turns V2 on and V1 completely off, transmitting a positive swing of E to the grid of V2. The cathode follows this rise, and also the ensuing fall towards earth. Finally, when the grid has reached a point one effective grid base above earth, V1 can start to conduct and the cycle recommences.

From the analysis, it can be seen that the mark and space times are equal, and are governed by an exponential curve from $E-(e_c-e_b)$ to (e_c-e_b), relative to earth, on a time constant of CR_3 seconds approximately. The free-running period can thus be estimated using log tables, or graphically as shown in the appendix.

Some practical design points arising from the assumptions made for the analysis can now be considered.

The designer must ensure that neither valve is forced to draw grid current. In the case of V2 this would alter the effective time constant in an unpredictable way on one half cycle only, giving unequal mark and space times. The most critical instant in the cycle is t_1, Fig. 6, when the anode-to-cathode voltage of V2 has its minimum value. This must be sufficient to enable the valve to pass current I_T with negative grid bias.

During the transitions R_3 is effectively in parallel with R_1, and if R_3 is made comparable with R_1, the anode and grid swings will be reduced to $I_T R_1 R_3/(R_1+R_3)$. Also the time constant of the exponential grid voltage should be taken as $C(R_1+R_3)$.

Stray capacitances cannot be neglected in practice. At an anode, stray capacitance C_s will turn the theoretically instantaneous rise and fall into exponentials of time constant C_s times the anode load. The effect of stray capacitance at the grid of V2 will depend upon the value chosen for the coupling capacitor C. Should the two be comparable then only an unknown proportion of the anode swing appears at the grid of V2.

To show how easy the design procedure is in practice, suppose a synchronized multivibrator is required, using a 12AT7 valve to give two antiphase outputs of 100 volts. Although the design would be easier if a negative supply were available for the "tail", it will be assumed that only a 300 volts supply is available. Of this 300 volts, 100 are used

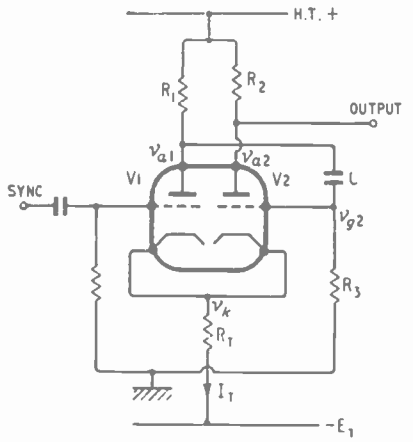

Fig. 5. White's multivibrator circuit.

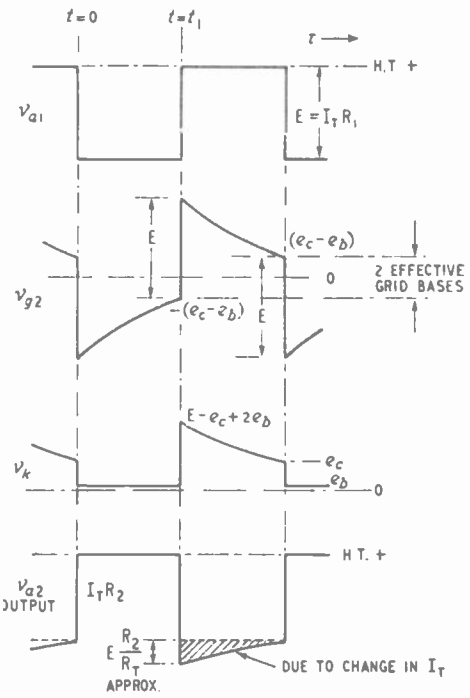

Fig. 6. Waveforms appearing at various points in the multivibrator circuit of Fig. 5.

for the tail. This leaves only 100 volts for the conducting valve, and to avoid driving it into grid current, a small value of tail current, 2mA, is chosen, making $R_T = 47$ kilohms. For two 100 volt outputs, both anode loads are 47 kilohms also. If the whole 100-volt swing is coupled to the grid of V2, the assumption of constant I_T will fail miserably, and V2 will be left with no anode voltage. The circuit of Fig. 7 shows how this is overcome by transferring only 20 volts of the swing. The approximate free-running half-period will be governed by (20-4) volts decaying to 4 volts, the effective grid base. As shown in the appendix, this decay to 0.25 of the initial value takes $1.4CR_3$ seconds, CR_3 being the

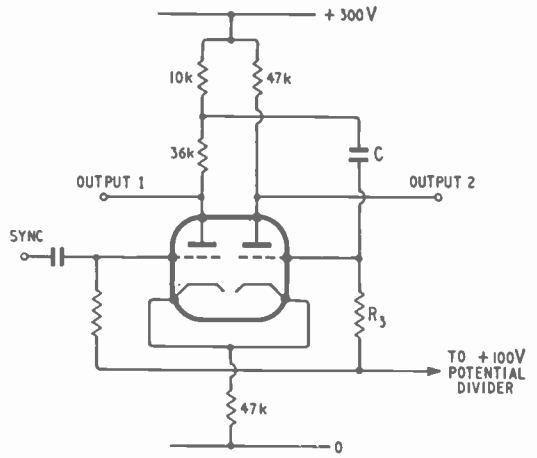

Fig. 7. Illustrative multivibrator design.

time constant. Finally the rise and fall times with $C_s = 20pF$ at each anode will be about $3\mu sec$, with anode time constants of $1\mu sec$. This figure compares favourably with the rise time obtainable from a circuit of the type shown in Fig. 1; at a repetition frequency of 500 c/s values of the order of $100\mu sec$ are more typical.

For many purposes, the measured performance of the circuit will correspond sufficiently closely to these design figures. The negative swing at the anode of V2 is about 20% greater than 100 volts due to the increase in I_T at time t_1 in Fig. 6. The only other major discrepancy likely to arise is in the free-running half-period, as this depends on the grid base as previously mentioned.

In the concluding part of this article, a similar circuit will be described in which the free-running period of oscillation can be defined to within a few per cent, the circuit being particularly suitable for use with transistors.

APPENDIX

Graphical Solution of the Exponential Equation.

The solution to expressions of the form

$$E_1 = E_0\ e^{-t/T}$$

where E_0 and E_1 are known, and it is required to find t in terms of the time constant T, can be obtained by taking logs or by log-log slide-rule scales. A quick alternative method, which is usually sufficiently accurate, is to use a graph of the function $e^{-t/T}$ plotted against t/T, Fig. 8. Taking the example of a decay from 16 volts to 4 volts, that is $E_1/E_0 = 0.25$, this corresponds to a time of 1.4 T. Because this graph is, in effect, a scale drawing of the circuit waveshape, gross errors in calculation are unlikely and the effects of small changes of E_1 on the timing of a circuit are more easily seen.

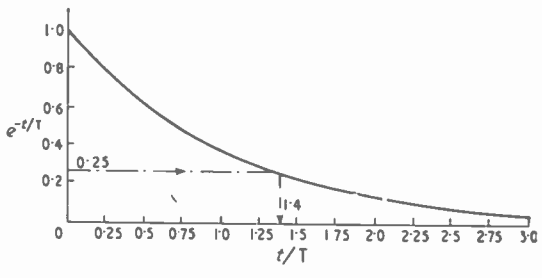

Fig. 8. Graph of exp(-t/T) plotted against t/T.

REFERENCES

Ref. 1. Williams, F. C., "Introduction to Circuit Techniques for Radiolocation", *J.I.E.E.* 1946, Vol. 93, IIIA, p.289.

Ref. 2. Blumlein, A. D., British Patent No. 482,740 (1938).

Ref. 3. Newman, E. A., Clayden, D. O., Wright, M. H., "The Mecury-Delay-Line Storage System of the ACE Pilot Model Electronic Computer", *Proc. I.E.E.*, 1953, Vol. 100, Pt. 11, p.445.

Ref. 4. White, E. L. C., British Patent No. 535,778 (1941).

Commercial Literature

Sheet Insulation may be adversely affected by discharges taking place on or near its surface. Eight plastics materials and silicone rubber, Perspex and synthetic-resin-bonded laminates have been tested tor the resistance to surface discharges by the Electrical Research Association Laboratory. Copies of the 42-page report entitled "The Resistance of Sheet Insulation to Surface Discharges" by J. H. Mason may be obtained from Publication Sales Department, Electrical Research Association, Thorncroft Manor, Dorking Road, Leatherhead, Surrey. Price 15s or 15s 8d by post.

Semiconductor Rectifiers.—Quick selection of G.E.C. silicon and germanium rectifiers in six basic circuit arrangements up to 400-V 100-A output is possible with rotary chart from G.E.C., Semiconductor Division, School Street, Hazel Grove, Stockport, Cheshire.

Transistor Converters for changing low-voltage d.c. supplies into high-voltage a.c. or d.c. are made in both hermetically-sealed and open constructions by Transipack. Information on converters from 2W to 1kW rating from Transipack, 29 Burnt Ash Hill, London, S.E.12.

Demonstration Servo System made by Feedback Ltd., of Crowborough, Sussex, uses part "bread-board," part unit construction to make clear the functioning of d.c. closed- and open-loop position control. The front panel of the control unit carries a simplified diagram fitted with terminals for interconnecting links.

Resistors, Capacitors and Inductors having glass dielectrics and insulators are among the many devices using special glasses made by Corning Glass Works. Glass construction makes possible employment of components under adverse working conditions: for instance, very high levels of nuclear radiation have little effect. Loose-leaf catalogue containing data sheets on components and subassemblies from Corning Glass Works, Bradford, PA (U.S.A.) or James A. Jobling, Wear Glass Works, Sunderland.

Measurement Accuracy of 0.05% is achieved in the Muirhead Wigan D-930-A precision r.m.s. decade voltmeter. This accuracy is achieved over the greater part of the range of 1mV to 300V and 5c/s to 100kc/s. Weston cells are used for standardization. Publication No. 150 from Muirhead & Co. Ltd., Beckenham, Kent.

Plastics Diaphragm resistant to deterioration at high temperatures enables the S.T.C. Type 4105 moving-coil cardioid microphone to be used under adverse conditions, such as amid the footlights in a theatre. Total harmonic distortion is of the order to ½ to 1% at intensity levels approaching the threshold of pain. Leaflet describing the Type 4105 and "An Introduction to Microphones" (pamphlet giving general advice on choice of type) from Public Address Department, Standard Telephones and Cables Ltd., Connaught House, 63 Aldwych, London, W.C.2.

Negative Feedback and Non-Linearity

By "CATHODE RAY"

IT is commonly believed that negative feedback reduces undesirable things, such as distortion, to the same extent as it reduces amplification. This belief is not without some foundation, but like many others it is an over-simplification and ought not to be applied indiscriminately.

For instance, one of the undesirable things (in a.c.-driven equipment) is hum. So far from invariably reducing it in the same ratio as amplification, negative feedback sometimes reduces it less than that, or not at all, or even considerably increases it.* Another of the undesirable things is the random noise we were considering only a month or two ago. It is certainly possible to reduce such noise by negative feedback, but, since the wanted signals are likewise reduced, the signal-to-noise ratio (which is what matters) is in no way improved. Increasing the overall amplification to make good the loss due to feedback increases the noise too.

By this time some may be beginning to wonder what advantage negative feedback ever does give. What about distortion? Might not the necessary extra amplification re-introduce it and leave one no better off?

Well, of course, there are several different kinds of distortion, and one can't cover them all at once with a simple Yes or No. There is non-linearity, which alters the shape of even a single pure sine-wave signal. This it can be regarded as doing by introducing signal frequencies that were not present in the original. Then there is amplitude/frequency distortion, which alters the shape of signals only when they include more than one frequency, and upsets the balance of tone in sound programmes. Phase distortion makes no perceptible difference to sound, but it alters the shape of multiple-frequency signals, so it affects the appearance of television pictures.

Reducing non-linearity is usually the main object of negative feedback, because that is the most unpleasant form of distortion where sound is concerned. No amplifier with any claim to be suitable for high-quality reproduction would be without negative feedback. So presumably it does do some good. The question is whether it does as much good as is commonly believed.

Readers who were born, so to speak, with Nyquist diagrams on their bibs, and who are merely following my plough on the off-chance of its unearthing some stray fragment of novelty, must be prepared to show forbearance while for the next few paragraphs I recapitulate the basic principles of negative feedback for their juniors in the art.

The box in Fig. 1(a) represents an amplifier; its voltage amplification or gain is customarily denoted by A, which means that for every signal volt (or millivolt, more likely) applied between the input terminals it gives A volts (etc.) between the output terminals.

If now we take some fraction B of this output voltage and introduce it in series with the input voltage, as at (b), the gain of the amplifier, reckoned between its own two pairs of terminals, is still A. But for practical purposes the feedback connection becomes part of the amplifier, so the input terminals become those marked XX. The net gain between them and the output terminals is called A′. If we try to calculate A′ in terms of A and B by supposing (for simplicity) that the signal source delivers 1 volt to the new input terminals, we get stuck. The thing to do is to work from the fact that 1 volt at the old input terminals gives A volts at the output. The voltage fed back is then AB.

Now this is where we have to be careful about signs. *Negative* feedback, represented by a negative value of AB, is defined as feedback that opposes the input voltage to XX, requiring it to be greater than 1 volt in order to maintain the 1 volt at the input to the amplifier itself. A positive value of AB therefore means an XX input less than 1. So in either case it must be 1 − AB volts. The corresponding output being A volts, the overall gain is

$$A' = \frac{\text{output}}{\text{input}} = \frac{A}{1 - AB}$$

This is the "Ohm's law" or ABC of feedback.

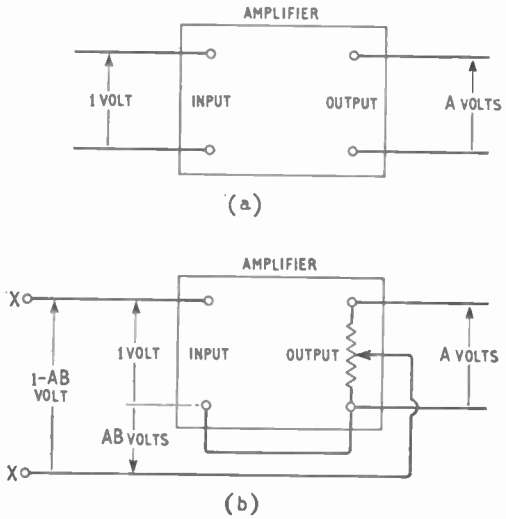

Fig. 1 (a) represents an amplifier without feedback, and (b) the same amplifier with feedback, a fraction B of the output voltage being tapped off and returned to the input. The arrows show the relative polarities for positive values of all instantaneous voltages. If the feedback is negative, the minus sign in 1-AB is cancelled out.

*My last treatise on this was 15 years ago, and as it is unlikely that many readers present ever saw it or could remember it if they did, a return to the subject may be nearly due.

Although for simplicity we assumed 1 volt at the original or internal input, the above result would have been just the same if it had been any other amount, say V .

One of the first things usually pointed out about this equation is that if the negative voltage fed back is made much larger than the internal input, an approximate formula for A′ can be obtained by neglecting the relatively small 1 in the denominator, the result being

$$A' = \frac{1}{-B}$$

which means that the overall gain is almost independent of the internal gain, A, and is decided mainly by B. In other words, ample quantities of negative feedback prevent the gain of an amplifier from being much affected by the usual uncertainties such as ageing valves and fluctuating supply voltages.

By the way, newcomers may have been wondering why we take the trouble to put a minus in these formulae, only to cancel it with another minus by making the feedback negative. Why not define AB as the *negative* voltage fed back, making the denominator 1 + AB? That would be quite sensible if in a negative-feedback amplifier the feedback were always negative, but in all but the simplest circuits (such as cathode followers) there are some frequencies at which a 180° phase shift makes the feedback positive, and the risk of confusion might be even greater if we decided to denote this by a negative value of AB. Nevertheless, it is sometimes done (in case Mr. D. L. Clay is reading this, I hasten to point out that I did it myself in Feb. 1946) so one must be prepared for either.

The recapitulation is now over and those who were dozing off may wake up. We were saying that the belief that negative feedback reduces non-linearity distortion in the same ratio as it

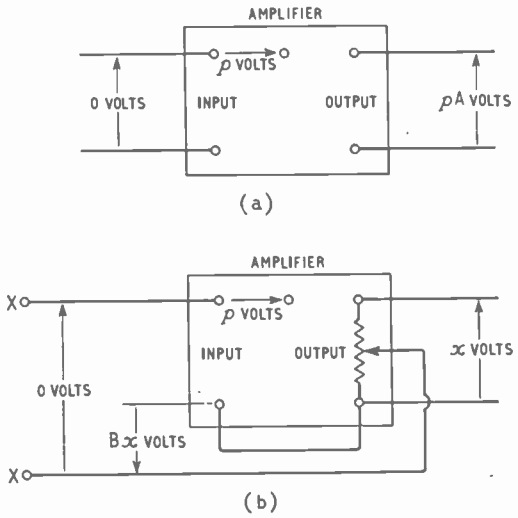

Fig. 2. *These diagrams correspond to Fig. 1, with the same signal voltages present but not shown. Instead, the voltages shown refer to distortion products created by the non-linearity of the amplifier at that particular signal level. They enable the apparent reduction of distortion by feedback to be calculated.*

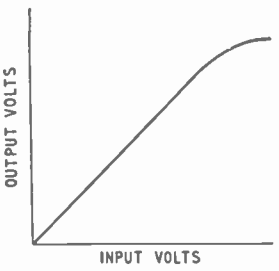

Fig. 3. *This is one kind of output/input graph, in which the voltages are peak or r.m.s. values.*

reduces the gain of an amplifier may need to be looked at again.

The basis for the belief can be explained simply as follows. Suppose we still have our 1 volt of signal at the input of the amplifier itself, yielding A volts of signal at the output. But owing to non-linearity the amplifier generates harmonics and intermodulation products. Suppose the amplitude of any or all of these, relative to the signal output, is p. Then the distortion output (without feedback) is pA volts. This can be regarded as due to a distortion signal 1A/ as large (i.e., p volts) at the input, but to make clear that this is an internal signal, not applied from without, it can be shown as in Fig. 2(a), which takes account of distortion only. The corresponding state of affairs with feedback is shown at (b), and as we don't know how much distortion is emerging we call it x volts. The voltage fed back is of course Bx, so the total input is Bx + p. When multiplied by the gain of the amplifier, A, this must amount to x:

$$A(Bx + p) = x$$
$$Ap = x(1 - AB)$$

$$\frac{x}{Ap} = \frac{1}{1 - AB} = \frac{A'}{A}$$

proving that feedback affects the amount of distortion emerging from the amplifier in the same ratio as it affects the overall gain of the amplifier.

In this calculation we quietly assumed that the *signal* output (not shown) was the same in both (a) and (b), for that is what determines the amount of distortion generated internally, as is represented in both diagrams by the same "p volts." This means that the input (to XX) must have been increased to the same extent as the internal gain was reduced by negative feedback. And of course that *could* cause serious distortion in the pre-amplifier. But even with the increased signal level at XX it is generally easy to keep it negligible. However, if the use of feedback raises the level there so much that it is not easy, the feedback should be taken to an earlier stage, or A increased with perhaps a reduction in B. That is all part of routine feedback technique.

The basis of belief having been proved, we may think we can all go home. But actually this is just where we begin. For a start, what precisely do we mean by A? We defined it—or, to be quite fair to you, *I* defined it—as the number of signal volts received at the output for every volt applied at the input. (To silence any objectors who might claim that even 1 volt at the input of their amplifier would hopelessly overload it, I offered a choice of millivolts, or indeed any appropriate unit.) Nothing was said about the sort of volts—peak, r.m.s. or

instantaneous—but whatever was in mind it must have been assumed that A was constant, not depending on the signal voltage, at least within the working limits of the amplifier. In other words, it was assumed that the amplifier was linear. That being so, it wasn't very clever to use it in a calculation concerning amplifier non-linearity. We did, of course, guard against complete absurdity by stipulating that the signal voltage must be the same in both diagrams in Fig. 2. But if the non-linearity is considerable, so that the distortion is a substantial part of the total output, that safeguard isn't good enough. For, if feedback has any effect on the amount of distortion, the total output will be different and A will almost certainly be different.

So much for the general principle. The belief is undermined. The next thing is to see how it might work out in practice. The correct procedure, of course, would be to embark on a comprehensive and rigorous mathematical analysis that would cover every case (for those who could see the wood for the trees). But you know me too well to expect that.

The " line " in " linearity " is the graph of output against input. There are two sorts of these graphs: one could be plotted by connecting a calibrated a.f. signal generator to the input of the amplifier and varying the signal strength there while measuring the corresponding r.m.s. or peak voltages at the output. The curve might look something like Fig. 3. There would be no point in reversing the connections with the idea of extending the curve into the negative region, for its shape would necessarily be the same in reverse. The other kind, which is the one we are going to study, is to be seen by substituting the Y plates of a cathode-ray oscilloscope for the output voltmeter, and connecting the X plates (with suitable distortionless amplification) across the input. The positive and negative half-cycles obviously swing the curve in both directions from the origin as their instantaneous values are shown on the screen, and their shapes are not necessarily the same.

A perfectly linear amplifier would yield a perfectly straight " curve," as in Fig. 4(a). In the case of a power amplifier this would merely show that it was being uneconomically under-driven. In a commercial world it is necessary to work up to some distortion, even though it be limited to as little as 0.1%. Most amplifiers, so long as they are not overdriven, tend to show curves of two main shapes (or combinations of both), as in Fig. 4(b) and (c). The first has a square-law term in its output/input equation, which generates a second harmonic of the signal, and second-order intermodulation. The second has a cubic term and generates third-order distortion, which sounds worse.

Now A (being output/input) is represented on these Fig. 4 diagrams by the slope of the curve. In (a) the slope is the same throughout, so A is constant and (assuming, as we usually can, that B is likewise) there need be no question as to exactly what $1-AB$ means. In (b) and (c), A is varying all the time, so one doesn't know what figure to insert for it when using the formulae. We can say that Fig. 4(b)

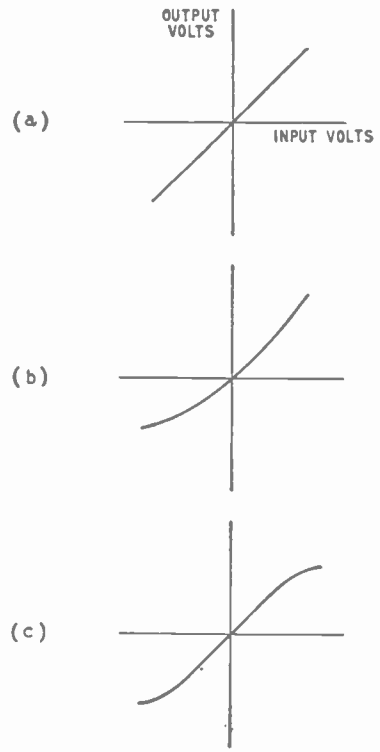

Fig. 4. In this kind of output/input graph, instantaneous voltages are plotted. (a) is a linear (distortionless) characteristic: (b) and (c) are non-linear curves, representing second and third order distortion respectively.

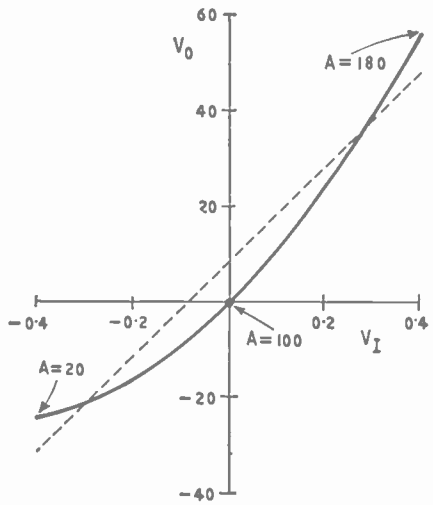

Fig. 5. The full line is a graph of the Fig. 4(b) type. The dotted line shows its fundamental part: the full-line variations from this cause second-harmonic distortion, as shown in Fig. 6.

indicates a smaller A at the negative peaks than at the positive, so presumably the negative part of the curve is straightened out less by negative feedback than the positive part, but the effect on the distortion is difficult to assess without a large-scale mathematical operation. Let us see what we can do without that.

Our example is an amplifier having a Fig. 4(b) type characteristic, which appears quantitatively as Fig. 5.

To make sure that the only distortion is second-harmonic, I have plotted it from the equation

$$V_o = 100V_i + 100V_i^2$$

where V_o is the instantaneous output voltage and V_i the input voltage. This gives the amplifier a gain of 100 as regards the fundamental.

A simple calculation shows that with a peak V_i of 0.4V the $100V_i^2$ term is the cause of 20% second-harmonic distortion. We can do it graphically by drawing a straight line joining the tips of the curve, noting how far up the V_o axis it comes (16 volts in this case) and lowering the line half that distance. It is then the linear characteristic responsible for the fundamental, shown as a pure sine wave in Fig. 6(a). The actual curve we have plotted is 8 volts lower at zero V_i and 8 volts higher at positive and negative peaks; these points can be transferred to Fig. 6(a), and when joined up by the full line show what comes out of the amplifier when $\pm$ 0.4V peak is put in. The difference between this and the fundamental has been plotted below, (b), and is clearly a second harmonic. Both Fig. 5 and Fig. 6 show that its peak value is 8V, which in relation to the fundamental's 40V is 20%.

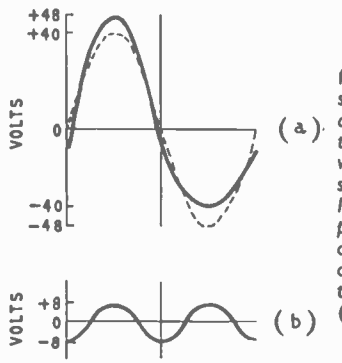

Fig. 6. (a) the full line shows the output of an amplifier with the characteristic given in Fig. 5, when the input is a pure sine-wave. The dotted line is the fundamental part, corresponding to the dotted line in Fig. 5. The difference between the two, shown by itself at (b), is a second harmonic.

Readers who hitherto may have been rather hazy about the connection between the output/input curve and the waveforms seen on a linear time base are now, I hope, feeling more confident.

Anyone with the most elementary knowledge of the differential calculus will realize that the easiest way of finding the slope (which is A) at any point on the Fig. 5 curve is to differentiate its equation, thus:

$$A = \frac{dV_o}{dV_i} = 100 + 200V_i$$

So at zero V_I it is 100, which is what one would expect, since an input confined to very small values of V_I would yield negligible distortion, and 100 is the slope of the fundamental line. At the positive peak it is 100 + 80 = 180 and at the negative peak 100 − 80 or only 20. So 20% distortion, which isn't so horrible as you might expect, if it is all second-harmonic, is associated with no less than a 9 to 1 variation in amplification over each cycle of signal. We can hardly be surprised, then, if we find that negative feedback doesn't work entirely according to plan.

Perhaps the best way of seeing how it does work is to plot a with-feedback curve to compare with Fig. 5, which can be done by making a table to calculate some points. Remember, the voltage fed back at any point is equal to $-BV_o$, and this added to V_I gives V'_I, the with-feedback input required.

To make it easy to compare the two curves, the V'_I scale of the new one should be the V_I scale of the old, multiplied by as many times as V'_I must be greater than V_I to maintain the same output. A convenient figure for this, which is also typical of feedback practice, is 10. 1 − AB being 10, − AB is 9 and − B is 0.09. (This is sometimes called 9% feedback.)

(1) V_I	(2) V_o	(3) $0.09V_o$	(4) V'_I
0.1	11	0.99	1.09
0.2	24	2.16	2.36
0.3	39	3.51	3.81
0.4	56	5.04	5.44
−0.1	− 9	−0.81	−0.91
−0.2	− 16	−1.44	−1.64
−0.3	−210	−1.89	−2.19
−0.4	−240	−2.16	−2.56

Column (1) contains a few selected points covering the peak-to-peak swing of V_I. Column (2) contains the corresponding output voltages calculated from the equation, which were needed for plotting Fig. 5. Column (3) shows the voltage fed back, equal to $0.09V_o$. Lastly column (4), which is got by adding (3) to (1), shows the input required at XX to maintain the same output (2) as before.

Plotting Fig. 7 from columns (2) and (4), we are at once impressed by the success of negative feedback in straightening out the amplifier curve. It is now hardly distinguishable from a straight line, especially on the positive side.

Becoming a little more critical, we note that we need considerably more than 10 times the former positive peak input; to be exact, 13.6 times. But 10 was calculated on the basis of A = 100, whereas we have already noted on Fig. 5 that A varies from 100 to 180 during the positive half-cycle, and if we re-calculate the average multiplier for these values of A we find it is 13.6. Rather than find fault here, we might thank feedback for raising the positive fundamental peak output from 40V with 20% distortion

(*Continued on page 229*)

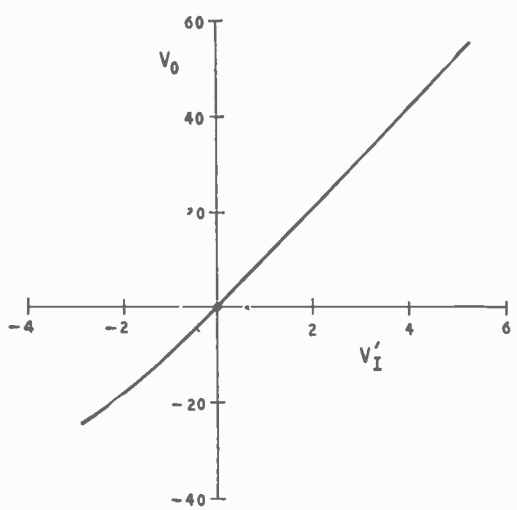

Fig. 7. This, for comparison with Fig. 5, is the result of reducing the small-signal gain 10-fold by negative feedback, and correspondingly increasing the overall input (V'_I) to yield the same net input (V_I) as before.

to 55V with about 1½% distortion, and it looks as if it could be increased indefinitely by increasing V'_I.

On the other hand, any satisfaction that might at first be derived from seeing that the input needed for the negative peak has been increased only 6.4 times is damped by the unfortunate accompanying fact that the fundamental negative peak has been reduced from 40V to about 25V. And of course a 55V positive peak is no good with a 25V negative peak—unless use of the amplifier is to be confined to rather unusual waveforms.

No; if at least our original ± 40V peak sine-wave output is to be maintained, it will clearly be necessary to bring up the negative input, as we should be able to do, seeing that we were prepared to find at least ± 4V.

To see what we get we shall have to extend our plots in the negative direction. If we do, we find that beyond $V_I = -0.5V$ a complication sets in: increasing V_I *reduces* V_O, making the curve bend up. (This could have been foreseen from the equation for A, which becomes negative directly V_I becomes more negative than −0.5V). Now it is true that something like this can occur in some amplifiers, but a more likely explanation of zero A with a Fig. 4(b) type of curve is that a valve has cut off. It of course stays cut off if V_I is made still more negative, so a more realistic procedure would be to continue the curve horizontally to the left:

V_I	V_O	$0.09V_O$	V'_I
−0.5	−25	−2.25	−2.75
−0.6	−25	−2.25	−2.85
−0.7	−25	−2.25	−2.95

At this rate it is obviously going to take us a long time to reach $V'_I = -4$, but we can see which way the wind is blowing and—although such impatience is often risky with graphs—in this case we are justified in boldly writing "$V'_I = -4.00$; $V_O = -25$."

Continuing beyond our original ± 4V (comparable with the ± 0.4V in Fig. 5) is clearly not going to make the picture look any prettier, so in Fig. 8 I have kept within those limits. Now at least we see the truth about negative feedback, and it doesn't look so good. And if anyone is thinking I've fiddled it to look worse by arbitrarily departing from the simple quadratic equation at the negative end, I invite him to stick to the equation. The result will be far more ghastly than Fig. 8.

That is bad enough, for on analysing Fig. 8* I find that the fundamental output is only just over 30V peak, compared with 40V in Fig. 5 (a power reduction of 44%), and in exchange for our 20% second harmonic we have received the following mixed bag:

2nd	harmonic:	13.2%
3rd	,,	7.4%
4th	,,	3.3%
5th	,,	1.24%
6th	,,	0.16%
7th	,,	0.83%

plus uncounted amounts of higher harmonics, which,

*By the method described in M. G. Scroggie's "Radio Laboratory Handbook" (now temporarily out of print), 6th edition, Sec. 11.14.

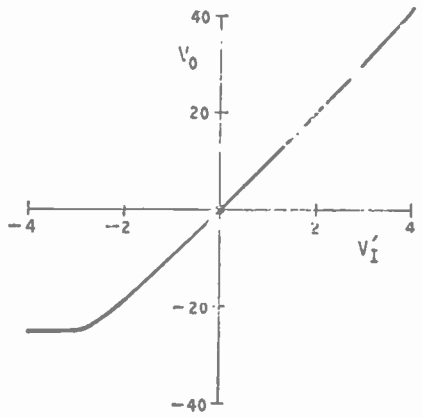

Fig. 8. The result of further adjusting the input V'_I to 10 times V_I, positive and negative, is shown here. Audibly, the distortion would be worse than without feedback (Fig. 5).

judging from the sharpness of the bend in Fig. 8, and the magnitude of the 7th harmonic, are likely to be very significant, aurally if not numerically. It is true that the total harmonic distortion, found by taking the square root of the sum of the squares of the above lot, is 15.6%, which compares favourably with the 20% total harmonic distortion without feedback. But if anyone thinks he is thereby getting a bargain, he oughtn't to be allowed out alone in the hi-fi market. He will be an easy prey to the merchants, whose motive in quoting total distortion figures is only too clear to those who have compared actual sound reproduction with the harmonics present. Though such authorities differ as to the precise factors by which percentages of harmonics higher than the second should be multiplied to give some idea of their relative unpleasantness, the most conservative of them advocate (without necessarily admitting that it is adequate) a weighting factor equal to half the harmonic order; and D.E.L. Shorter of the B.B.C. considers the square of this factor is not excessive*. For instance, the 7th harmonic would have a weighting factor of $(7/2)^2 = 12.2$, raising the above 0.83% to over 10%.

At this point a red herring labelled "Intermodulation" is almost certain to be seen trailing across our path. But I advise that if any benefit is to be derived from the time so self-sacrificingly spent in following me thus far, we must firmly ignore it. No doubt we know that the products of intermodulation, being in general not harmonically related to the tones present in the original sounds, are more conspicuously unpleasant than at least the lower harmonics, which are; but it does not follow that one must insist on intermodulation data and refuse harmonics as worthless substitutes. For, when measured under comparable conditions, harmonic percentages are more or less proportional to intermodulation percentages. And anyway, in this case we are getting the higher harmonics, which are discordant in their own right.

Continuing our uneasy contemplation of Fig. 8, we see that there is nothing for it, if we have regard for the feelings of listeners, but to reduce our input signal until the sharp bend is cleared; say 2.5V peak.

*"The Influence of high-order products in non-linear distortion." *Electronic Engineering*, April 1950, p.152.

The output, which by then is nearly all pure fundamental, is barely 25V, or less than $\frac{1}{8}$ of the power we got in Fig. 5, admittedly with lots of second harmonic too. But if we reduce the fundamental output without feedback to the same level, the second harmonic comes down to 12½%, which on paper is certainly not hi-fi, but wouldn't offend as many listeners as you might think.

It is now about time to sum up with a few conclusions:

(1) The "common belief" (that negative feedback reduces non-linearity distortion in the same ratio as it reduces amplification) is true in the simple sense only if there is no non-linearity to reduce.

(2) However, provided that the original non-linearity is not so bad that the slope of the output/input curve (which is the amplification) falls seriously below the nominal value at any point within the maximum signal amplitude, the common belief is fair enough.

(3) It follows from (1) and (2) that any idea that one can sling an amplifier together any old how and pull it straight with liberal supplies of negative feedback is unsound—even apart from the practical difficulties of this treatment.

(4) While negative feedback works like a charm on amplifiers with *moderate* non-linearity, run well within their powers, it doesn't necessarily increase the amount of power that can be drawn; on the contrary, it may well reduce it.

(5) In any case, once the signal amplitude runs past the nearly-undistorted limits, it abruptly becomes very distorted, not only as regards quantity but even more as regards quality. In other words, even a moderately overloaded set sounds a lot worse with feedback than without.

(6) The fact that hi-fi fans, to whom negative feedback is a *sine qua non*, also insist (especially in America) on vast numbers of output watts being available, in spite of the surprisingly small *average* power required even for quite loud reproduction, is thus explained.

(7) The fact that demonstrations of "hi-fi", unless conducted by masters of the art such as Gilbert Briggs, are usually such painful experiences, is also explained. The demonstrator of an X-watt amplifier so often doesn't reckon he is doing his job if the output falls below the maximum rating.

During the whole of this investigation we have assumed that the feedback is precisely negative. That is never true at relatively high frequencies, even with the simple cathode follower, and the picture is then far worse than I have drawn. This is why sharp-cornered waveforms, which contain high-frequency components, may become horribly distorted. Perhaps it will be worth enlarging on the matter next time.

BOOKS RECEIVED

Radio, Television, Industrial Tube, Diode and Transistor Equivalents Manual, by B. B. Babani. A comprehensive equivalents list of over 20,000 devices, giving commercial equivalents, C.V. types, Service-to-civilian equivalents, and U.S.A.-to-British commercial equivalents. A replacements list is given for television picture tubes. Pp. 208. Bernards (Publishers) Ltd., The Grampians, Western Gate, London, W.6. Price 9s 6d.

Reception of Sound and Television Broadcasting, British Standard Code of Practice CP327.201 (1960). Recommendations for good practice in installation of broadcast receiving apparatus. Reference is made to relay services, individual-set installations, communal-aerial systems, provisions for maintenance and training of maintenance personnel. Pp. 52; Figs. 8. Price 12s 6d. The Council for Codes of Practice, British Standards Institution, British Standards House, 2, Park Street, London, W.1.

Radio Stations—Installation, Design and Practice, by G. A. Chappel. Deals fully with all the aspects of high- and low-power radio transmitting-station design, installation and servicing. Includes chapters on the electrical and mechanical design of transmission lines and aerial systems. Pp. 248; Figs. 148; plates 31. Pergamon Press, Headington Hill Hall, Oxford. Price 50s.

Electrical Noise: Fundamentals and Physical Mechanism, by D. A. Bell. A complete reference and text-book on the subject of noise in electronic and physical devices. The author approaches present-day knowledge in the light of historical theories and controversies. The Nyquist theory of voltage fluctuations across resistors is dealt with exhaustively, and there is a chapter on v.h.f. valves, travelling-wave tubes, parametric amplifiers and masers; noise in metal films is also discussed. Information on measurements is included, and each chapter is followed by an extensive list of references. Pp. 342; Figs. 98. D. Van Nostrand Company, Ltd., 358, Kensington High Street, London, W.14. Price 50s.

Beam and Wave Electronics in Microwave Tubes, by R. G. E. Hutter. A mathematical treatise on the basic principles of the family of microwave tubes. Small-signal effects only are considered, and as this is a discussion of principles, no design information is given. The author does not attempt a physical description, but confines himself to the mathematics of operation. Such microwave circuitry as is closely associated with the tubes under discussion is described, and the concept of d.c.-to-a.c. energy conversion is discussed. A chapter is devoted to noise phenomena. Pp. 378; Figs. 158. D. Van Nostrand Company, Ltd., 358 Kensington High Street, London, W.14. Price 73s 6d.

Hochfrequenz-Messtechnik, by O. Zinke and H. Brunswig. This third revised and enlarged edition is a reference book of measurements at high frequencies. The range of frequency covered is from just above the audio band to the microwave region. Instruments and their operation are described, together with methods of determining many parameters such as frequency, phase, power and impedance. Throughout, reference is made to commercial instruments relevant to the measurement under discussion, and also to the equipment specifications in the companion book, Hochfrequenz-Messgeräte. Pp. 234, Figs. 258. S. Hirzel Verlag, Stuttgart N., Birkenwaldstrasse 185. Price DM 24,80.

Hochfrequenz-Messgeräte, by O. Zinke and H. Brunswig. Abbreviated specifications of commercial instruments and devices for the measurement and generation of high-frequencies. Complementary to the companion work, Hochfrequenz-Messtechnik. Pp. 60. S. Hirzel Verlag, Stuttgart N., Birkenwaldstrasse 185. Price DM 9,60.

AMATEUR TELEPRINTING

GROWING INTEREST IN EUROPE

By ARTHUR C. GEE* (G2UK)



The outhor's station at Lowestoft, Suffolk, showing his Creed teleprinter.

ON the Saturday evening of the week in which the recent Radio Hobbies Exhibition was held, the British Amateur Radio Teleprinter Group held its first dinner, celebrating in doing so its first year of activity.

Amateur radio teleprinting is a very new mode of communication for the British radio amateur, for whilst this mode has been followed in the U.S.A. and Canada for a number of years, its exploitation by radio amateurs in Europe was held up by a number of difficulties. These difficulties included a certain prejudice amongst some amateurs to this method of communication, lack of information on sources of suitable equipment and uncertainty as to the licence conditions regulating this aspect of amateur radio transmission.

The group was formed in the middle of 1959 to investigate these problems and endeavour to get "RTTY," as it is designated in radio circles, introduced into the field of amateur radio activity in this country. Enquiry from the G.P.O. revealed that teleprinting by means of frequency shift keying was, in fact, permitted by the terms of the licence controlling amateur radio transmitting activities in this country. A source of suitable teleprinters was found at a price the amateur enthusiast could afford, *viz.*, around £3 to £4! Admittedly these were pretty obsolete by modern commercial standards, but they proved eminently satisfactory for the particular characteristics of amateur radio communication. The group produced and distributed news sheets, information leaflets and data so that almost imperceptibly old prejudices were broken down and knowledge of the system was disseminated throughout the amateur fraternity.

The first amateur radio teleprinting in this country took place towards the end of 1959 between Peter Carnochan's station (G3IAO) in Lowestoft, that of the author, also in Lowestoft, and that of W.M. Brennan (G3CQE) in Norwich. Transmissions were in the 80-metre band (850c/s) using f.s.k. At the 1959 Radio Hobbies Exhibition, a demonstration of amateur radio teleprinting was put on and the f.s.k. convertor unit used by the author for these first tests was shown working and it was briefly described and illustrated in a subsequent issue of *Wireless World.*



Jan Adama (PAØFB) of The Hague, operating his Siemens teleprinter with autohead reperforator.

This demonstration was seen by Jan Adama, a prominent Dutch amateur (PAØFB), who wrote to the author early in 1960 saying he had assembled radio teleprinting gear and was ready for tests. These were soon successfully carried out with the author's station. In the meantime Mr. Brennan had been making successful contacts with RTTY stations in the U.S.A., Canada, Australia and other distant countries, and we soon learnt that Hans H. Horn, of Flensburg, W. Germany, was equipped for RTTY operation from his station DL1GP.

During 1960 there was a rapid growth of both membership of the Group and activity on the air and at the end of the year about twenty radio amateurs in this country, Holland and Germany were regularly using this mode of transmission. There is much yet to be done in popularizing RTTY amongst the European amateur radio fraternity; in extending its use to other countries; in developing equipment more suited to amateur requirements than the surplus commercial material which is at the moment widely used; and by disseminating technical information to those wishing to use this type of communication. RTTY has, without doubt, come to stay and is for the c.w. man what s.s.b. has become for the 'phone enthusiast.

*Hon. Sec. British Amateur Radio Teleprinter Group

UNBIASED

By "FREE GRID"

WIRELESS WORLD has always been noted for its meticulous accuracy, and I recollect being very greatly impressed in 1936, when the 25th birthday number was published, by the fact that the word jubilee was strictly avoided, the obvious ground for such avoidance being that the word can only properly be applied to a fiftieth anniversary, it being ultimately derived, of course, from the Hebrew festival of emancipation held every 50th year, as is described in such detail in the 25th chapter of Leviticus. This festival was always initiated by a blast from a trumpet made out of a ram's horn (Heb. Yobel).

Incidentally, the correct spelling of the word is "jubile," as the A.V. translations of Leviticus make abundantly clear (Lev. XXV, 9, *et seq*) and I have often wondered how the extra "e" got stuck on to it. I suppose it is all part of the centuries-old craze for using French feminine past participles, such as "employee," which finally gave us the offensive word "evacuee," which can only be correctly used to describe a child who has received the attentions of a nurse armed with Mr. Higginson's remarkably effective invention.

Coherer to Crystal

However, to get back to our own jubilee, *Wireless World* was undoubtedly the first journal catering solely for radio interests, but it was by no means the first to publish details of how to rig up a wireless receiver at home. That honour belongs, I believe, to *The Model Engineer*, which gave such information over 63 years ago, in January, 1898, as I pointed out in the May, 1951, issue of *Wireless World* when I also reproduced the circuit diagram.

I certainly cannot claim to have been reading *The Model Engineer* in 1898 but, curiously enough, I did write my first technical article in one of its sister journals in the early days of the First World War. But I don't think what I wrote—nor yet the 5s I received for the article—had anything to do with the journal's subsequent decease.

It is a strange coincidence, but in 1911, when *Wireless World* was born, I built my first wireless set from a design in *The Boys Own Paper*, the idea being to receive the time signals from the Eiffel Tower. On the outbreak of war I had to surrender the set to the police, but I never reclaimed it afterwards. Judging by the primitive apparatus used at Scotland Yard in the early post-war years, as shown in the photograph on this page, I think I can see what the police did with some, at any rate, of my components.

Operation Helen

My other photograph, an instructional class of girl morse learners, was taken in the early part of the First World War when there was such a desperate shortage of manpower at sea that it was decided to put female auxiliaries aboard ship, a start being made in the wireless room. This enterprise was appropriately enough named "Operation Helen," as it was hoped that the prospect of having beautiful girls in the ship's company would do far more than "launch a thousand ships"; it was hoped that it would also attract men eager to serve in their crews. Had I not been serving in Kitchener's army I should certainly have been an eager recruit.

In the First World War, of course, there was no direction of labour and, indeed, no conscription for the fighting forces until March 2nd, 1916. Many of my older readers in the U.K. will recall the caption of the final pre-conscription recruiting poster, "Will you march too, or wait till March Two."

Do you notice how astonishingly reminiscent of my own features are those of the portly instructress standing on the starboard side of the class. She is, at least, becomingly dressed, which is more than can be said for the girls in her charge, whose dress was considered rather daring in those days, as their ankles were visible, and in the case of one girl, several inches of leg above them. As the old music-hall song of the times said, "Who cares a damn, for Mary's little lamb, now you can see her calves?"

However, with the coming of conscription, "Operation Helen" was abandoned, with the result that sailors were deprived of many home comforts with which the girls might have eased their hard lot in their watch below.

A.D. 1971, 1986, 2011

Another 50 years will have to pass before *Wireless World* can publish another jubilee number, and that will be the centenary number of April, A.D. 2011. However, it is customary to celebrate 60th and 75th anniversaries of things. I shall be very surprised if by the 60th anniversary in 1971 we do not have coloured television and by the 75th anniversary in 1986 stereoscopic coloured TV.

By 1971 our television sets will probably have a scanning unit so that we can show our coloured slides and also our home ciné films on the c.r.t., and by 1986 our home ciné films will be returned to us from the processing station in the form of magnetic tapes holding both sound and vision recordings.

By 1986 every set will, of course, have a built-in multi-channel tape recorder for vision and sound so that while we are watching one programme we can simultaneously bottle one or more of the several alternative



"Primitive apparatus used at Scotland Yard in the early post-war years"



"Prospect of having beautiful girls in the ship's company"

programmes which will be available. Built-in time switches will enable programmes to be bottled in our absence. There is not the slightest reason why these built-in recording facilities should not be available today in the case of our sound receivers.

Gynarchy

Long before our centenary year, the growing menace of gynarchy will have reached its logical conclusion, and all positions now sacred to the male will have been taken over by women. I have tried to imagine what the *Wireless World* editress of 2011 will probably be like. I think she will be a ravishingly beautiful blonde, but rather brainless, as is only natural since the *Wireless World* office will be fully "automationized" ("What a word!" as A.P.H. would say) and all articles will be written and sub-edited by electronic devices.

Some of you who are a bit lacking in imagination may wonder what need there will be of an editress, brainless or otherwise, in the days of full automation. Her function will, of course, be the purely psychological one of imbuing the male machine minders with a false sense of euphoria so that they give of their best; even today, some men work themselves to death just to provide dumb blondes with mink coats and Cadillacs, their sole reward being to win their soulless toothpaste smiles of approval. The blondes are not so dumb as some people think.

In the case of *Wireless World* readers of 2011, the psychological effect of the face of the glamorous editress on the cover, "in glorious Technicolor," will be to get them to accept, without complaint, articles which would otherwise cause them to send letters of carping criticism to the editorial boudoir. Even hard-faced business-men like advertisers will be induced to buy more space than they intended.

Fettered by Physics

I will now leave the domestic scene of *Wireless World's* office and venture to glance into the future of the world of electronics, but I am definitely not going to inflict on you any of the unimaginative and rather obvious ideas which most science-fiction writers present to their readers; I except Poe, Conan Doyle and H. G. Wells. Who can doubt that the interplanetary flights of which they wrote will one day take place? Mr. Kruschev may well be on his way to Mars as you read these words. It is equally obvious that interstellar and even intergalactic flights will eventually take place; not I think by the year 2011 nor even by the year 2011^2 but quite probably by the year 2011^{2011}.

The reason for their unimaginative stories is that writers of science-fiction allow their minds to be fettered by physics, or, more accurately, by our contemporary knowledge of physics. The sciction scribes, as I call them, write fantastic stories—doubtless accurate by contemporary scientific knowledge—about travel to distant worlds while overlooking the possibility of travel to another kind of world which is right under their noses. The world to which I refer is the extra-spatial and extra-temporal one which I discussed fully in the March, 1959, issue of this journal. I am greatly indebted to "Cathode Ray" for my ideas and gladly acknowledge it. As I explained in my original thesis on the subject, it was he who set me thinking by his article in the November, 1958, issue. In that article he gave us a very vivid picture of electrons as being "waves of which nobody knows" which it is usual to call ψ waves. As a result of reading this I expressed the view that if we could manage to alter one of the properties of the ψ waves such, for instance, as their λ, we should probably find that these metamorphosed electrons vanished, like H. G. Wells's Time Machine, out of our world of time and space into that extra-spatial and extra-temporal "world" inhabited by ghosts, fairies, poltergeists, and other seemingly shadowy and clammy entities who seem to pass through brick walls, to be able to be in two places simultaneously and, in general, to ignore many if not all the laws of physics.

In actual fact I don't believe they do ignore them; they merely seem to ignore physical laws because our knowledge of physics today is very limited in comparison with what it will be in the year 2011. After all, our present-day achievements in radio communications would have seemed incredible to the physicists of a century ago.

I am reluctant to call this spaceless and timeless place the metaphysical world because I don't think it is "beyond physics" as the name would imply. I will, therefore, call it the psychotronic world which simply means that it is built of metamorphosed electrons or, in other words, psychotrons, a word which I coined in the May, 1960, issue to describe these extra-spatial and extra-temporal electrons or ψ waves which had had their wavelength or other property changed or metamorphosed, and had, therefore, become $\mu\ \psi$ waves.

Electrovision

I will venture only one prophecy on more ordinary lines. Over a quarter of a century ago in the issue of July 20th, 1934, I described in these columns the automatic camera with self-adjusting stops and shutter speeds as I reminded you last October. This type of camera has become all the rage since last year. I wonder if I can repeat my success of 1934 by suggesting that before 2011, our electronic experts and ophthalmic surgeons will have got together to do something very drastic for people like myself suffering from failing sight.

I have in mind the development of something like the special kind of cathode-ray tube used for transmission but in very miniature form so that it would actually take the place of an eye and convert vision into pulses along the optic nerve, as the natural eye does now. It sounds nonsense. But so would a simple bread-and-butter job like an appendectomy have sounded if it had been suggested in the days of the Crimean War, or even very much later.

reflections

RANDOM ~~RADIATIONS~~

By "DIALLIST"

A Wonderful Occasion

AND so *Wireless World* reaches its jubilee after a wonderful record. I'm sure that congratulations and birthday "many happies" will pour in from all parts of the world and I'm glad to make my own small contribution. May it go on from strength to strength. Myself, I've been one of its readers for over forty years and have been a regular contributor for over 26 years, radiating at random in every issue since that of January 18th, 1935. Before me is a letter from H. S. Pocock dated December 28th, 1934. In it he agrees to give the feature a twelve months' trial, agrees, too, to adopt my suggestion that the title should be "Random Radiations" and that my pen-name should be "Diallist." It's my proud boast that I've never missed an issue, though some of the copy was written in pretty difficult conditions —during the war, for instance, and in the course of two or three spells in hospital. Writing "Random Radiations" has been sheer pleasure, for it has brought me innumerable letters from all parts of the world.

Looking Back

WHAT amazing changes and developments there have been since *Wireless World* was ushered into the world. Old hands will remember, as I do, fiddling with crystal and cats whisker to find the most sensitive spot. The triode valve didn't become available to amateurs until after World War I. The early ones were all hand made and for that reason they were expensive. If I remember aright the price of the "R" valve, the only one on the market after the First War, was 27s 6d, though this came down a bit as the demand grew. Then the whole position was altered by the appearance of the Mullard "Ora" valve (Oscillator, Rectifier, Amplifier), which was priced at 15s, and a little later by the coming of the Cossor "tin hat" valve, which got its name from the shape of its anode, and sold at the same price. There were few power valves in those early days and I remember that my first 4-valve set (home made, of course) consisted of four "R" type triodes, the output going to a loud-speaker consisting of a telephone receiver and a horn. What it must have sounded like I can't think, but people were enthusiastic about the quality of its reproduction!

Before the B.B.C.

UNTIL the British Broadcasting Company, afterwards to become the British Broadcasting Corporation, started transmitting there were only two sound broadcasting stations we could listen to in this country. One was The Hague (PCGG), which transmitted for short periods three days a week; the other was the Marconi station, 2MT, at Writtle, Chelmsford, which was on the air for about half an hour on Tuesday evenings. Its presiding genius was P. P. Eckersley, who not only ran the station but also provided much of the programme himself. Then in November 1922 2LO made its welcome appearance with programmes every day.

The Set-building Boom

EVERYBODY who was, or thought he was, in the service area of 2LO, or the other B.B.C. stations as they came along in quick succession, was determined to have a wireless set. Many receivers were bought ready made but far more were probably home made. We wound our own coils, built our variable condensers (they weren't called capacitors then) and even made up our own a.f. transformers. If you're a Londoner do you remember Mrs. Raymond of Lisle Street? By that time a good few wireless weeklies of the popular kind had come into being and each of them contained every week instructions for building one or more receivers. As ready-made sets became cheaper and more plentiful the home building boom began to wane a little, though tens of thousands of receivers continued to be made by amateur enthusiasts.

Valves

THE triode with a 6-volt filament gave way to 4-volt types and later to



Pre-B.B.C. broadcasting station. The transmitter at 2MT, Writtle.

2-volt dull emitters. All were battery valves (you had your filament accumulator and your dry h.t.b.) for quite a time until the mains valve with its indirectly heated cathode burst on to an astonished world. All mains sets had transformers and in my humble opinion it's a thousand pities that transformerless valve chains were ever permitted. The power valve came on to the market and a sensation was caused by the appearance of the screen-grid valve and the pentode. Then all sorts of complex valves were developed—hexode, triode-hexode and a whole range, some of which are now almost forgotten.

Receiving Sets

RUMMAGING in a drawer a few days before this was written, I came across the supplement to *Wireless World* of December 9th, 1932. It's entitled "Buyers' Guide to 1933 Receivers and Radiograms" and lists the products of some eighty firms. It was a little before that that perhaps the most hideous of all receivers were made: it was usual then to mount the loudspeaker above the chassis of the set and this led to the development of cabinets with straight sides and rounded tops. They were, in fact, exactly like tombstones! The earliest sets were all single-valve or two-valve with grid-leak and condenser detectors *and* reaction. Reaction, misused as it so often was, could cause interference at considerable distances. A frequent item in B.B.C. news bulletins was: "Complaints of interference in the neighbourhood of X-road, Y-borough are being received. Will listeners living in that area please look to their sets."

Television

THE first television broadcasts by the B.B.C. were made on the medium waves and were received on J. L. Baird's 30-line scanning disc televisor. The pictures were tiny, though you viewed them through a lens, and therefore of very limited entertainment value by present-day standards. Bearing in mind the present-day craze for bigger and bigger screens it is interesting to recall that at the last pre-war radio show several manufacturers introduced sets with small tubes (some as small as 5in) in order to reduce the prices of sets. Even so there weren't a lot of television receivers in existence when World War II caused the Alexandra Palace to close down its transmissions.

CROCODILE CLIPS

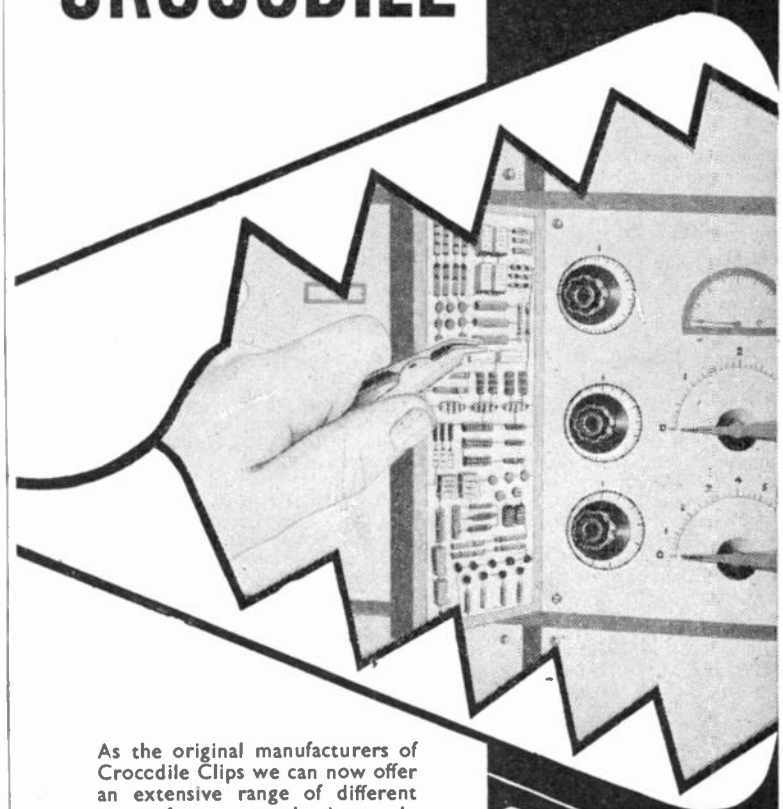

As the original manufacturers of Croccdile Clips we can now offer an extensive range of different types for your selection. In addition to the **Standard Croc Clip**, which is for general use we have types for **Tags, Fine Wire, Insulated, Terminal and Pin Grip,** and **Heavy Duty** types to carry up to 25 amps. For our standard models we also manufacture a special push fit Rubber Insulated Cover which provides absolute insulated safety.

OVER 50 UNIQUE VARIETIES AVAILABLE


LIST NO CR 5


LIST NO CR42


LIST NO CR 30



Our 164 page technical catalogue published in MARCH 1960 contains illustrations, full working details and dimensions of over 10,000 ELECTRONIC COMPONENTS. Send for catalogue 201/C. Price 2/6d post free, or free to trade letterhead or order.

"THE CHOICE OF CRITICS"

TRADE **BULGIN** MARK

A. F. BULGIN & CO. LTD., BYE-PASS RD., BARKING, ESSEX

Telephone: RIPpleway 5588 (12 lines)

APRIL MEETINGS

Tickets are required for some meetings; readers are advised, therefore, to communicate with the secretary of the society concerned.

LONDON

6th. Brit.I.R.E. — Discussion on "Transistorized television receivers" at 6.0 at the London School of Hygiene, Keppel Street, W.C.1.

7th. I.E.E.—Discussion on "The Conversion of biological data into electrical signals" at 6.0 at Savoy Place, W.C.2.

10th. I.E.E.—Discussion on "Applications of electrical phenomena at liquid helium temperatures" at 5.30 at Savoy Place, W.C.2.

11th. I.E.E.—"Precision instruments for coaxial line measurements up to 4Gc/s" by D. Woods at 5.30 at Savoy Place, W.C.2.

12th. Brit.I.R.E. — "Vibration analysis and testing" by D. E. Mullinger at 6.0 at the London School of Hygiene, Keppel Street, W.C.1.

12th. Society of Environmental Engineers.—"Climatic and high-vacuum environmental test chamber" by V. A. Austin at 6.0 at Imperial College.

14th. Television Society.—"Transparent phosphor screens" by Dr. D E. N. King at 7.0 at the Cinematograph Exhibitors' Association, 164 Shaftesbury Avenue, W.C.2.

19th. Brit.I.R.E.—"Instrumentation in obstetrics" by Dr. C. N. Smyth at 6.0 at University College Medical School, University Street, W.C.1.

19th. Society of Instrument Technology.—"Electronic telephone exchanges" by T. H. Flowers at 7.0 at Manson House, 26 Portland Place, W.1.

20th. British Computer Society.—"The recording of time series and a programme technique for handling these records on a computer" by Sir Edward Bullard at 6.15 at the Northampton College of Advanced Technology, St. John Street, E.C.1.

20th-21st. Television Society.—Convention on "Television and film techniques" at the I.E.E. Lecture Hall, Savoy Place, W.C.2.

21st. Institute of Navigation.—"Marine radar presentation" by S. R. Parsons and Capt. F. J. Wylie at 5.15 at the Royal Geographical Society, 1 Kensington Gore, S.W.7.

21st. B.S.R.A.—"Recording vision signals on tape" by Dr. P. E. Axon at 7.15 at the Royal Society of Arts, John Adam Street, W.C.2.

26th. I.E.E.—"Data transmission" by R. H. Franklin and J. Rhodes at 5.30 at Savoy Place, W.C.2.

26th. Brit.I.R.E.—Symposium on "Electronic counting techniques" at 6.0 at the London School of Hygiene, Keppel Street, London, W.C.1.

27th. I.E.E.—Kelvin lecture on "Medical electronics" by Professor R. F. Woolmer at 5.30 at Savoy Place, W.C.2.

BIRMINGHAM

12th. Television Society.—"Television in nuclear science" by Dr. P. D. Whitaker at 7.0 in the New Physics Lecture Theatre, the University.

24th. I.E.E.—Annual general meeting at 6.0 followed by "A review of progress in ultrasonic inspection techniques" by A. C. Rankin at the James Watt Institute.

BRISTOL

11th. Television Society.—"Deflection techniques for 110° picture tubes" by B. Eastwood at 7.30 in the Colston Room, Hawthorns Hotel, Woodland Road, Clifton.

19th. Brit.I.R.E.—"Colour television" by Dr. G. N. Patchett at 7.0 at the School of Management Studies, Unity Street.

CAMBRIDGE

20th. I.E.E.—"The potentialities of artificial earth satellites for radiocommunication" by W. J. Bray at 8.0 at the Cavendish Laboratory.

CHELTENHAM

21st. Brit.I.R.E.—Annual general meeting of the section followed by "The mesa transistor and its h.f. applications" by D. H. Mehrtens at 7.0 at Technical College.

EDINBURGH

18th. I.E.E.—"Radiocommunication in the power industry" by B. H. Cox and R. E. Martin at 7.0 at the Carlton Hotel.

FARNBOROUGH

18th. I.E.E.—"The future of 'electrics' and 'electronics' in aircraft and guided missiles" by Viscount Caldecote at 6.15 at the Technical College.

LEICESTER

17th. Television Society.—"A novel approach to colour television" by A. P. H. Thomson at 7.30 in Room 104, the College of Technology & Commerce, The Newarke.

LIVERPOOL

13th. Society of Instrument Technology.—"Feedback" by R. S. Medlock at 7.0 at M.A.N.W.E.B. Industrial Development Centre.

19th. Brit.I.R.E.—"The history of radio" by G. R. M. Garratt at 7.0 at the Adelphi Hotel.

MANCHESTER

6th. Brit.I.R.E.—"Plant investigation and control using digital techniques" by K. J. McCarthy at 7.0 at the Reynolds Hall, College of Technology.

10th. Society of Instrument Technology.—"Industrial application of TV" at 6.45 at the Nags Head, Jacksons Row.

26th. I.P.R.E.—"Telecommunications" by British Railways at 7.30 at the Central Hall, Oldham Street.

NEWCASTLE-UPON-TYNE

10th. I.E.E.—Annual general meeting at 6.15 followed by "Some aspects of the application of electronics to medicine" by Dr. F. T. Farmer at the Rutherford College of Technology, Northumberland Road.

12th. Brit.I.R.E.—Annual general meeting of the section followed by "Colour television" by Dr. G. N. Patchett at 7.0 at the Institute of Mining and Mechanical Engineers, Neville Hall, Westgate Road.

NOTTINGHAM

11th. I.E.E.—"The power drive and control for Jodrell Bank radio telescope" by C. N. Kington, H. A. Prime and H. T Price at 6.30 in the Lecture Theatre, Portland Building, The University.

PORTSMOUTH

5th. I.E.E.—Annual general meeting at 6.30 followed by "The application of electronics to the electricity supply industry" by Dr. J. S. Forrest at the College of Technology.

SCUNTHORPE

19th. I.E.E.—"Silicon power rectifiers" by A. J. Blundell, A. E. Garside, R. G. Hibberd and I. Williams at 6.30 at the North Lindsey Technical College.

SOUTHAMPTON

11th. I.E.E.—"High-speed pulse techniques using transistors" by E. Wolfendale at 6.30 at the University.

19th. Brit.I.R.E.—"The development of an ammonia maser oscillator as a frequency standard" by A. Mitchell at 7.0 in the Lanchester Building, the University.

STONE

17th. I.E.E.—"The potentialities of artificial earth satellites for radiocommunication" by W. J. Bray at 7.0 at Duncan Hall.

"WIRELESS WORLD" PUBLICATIONS

	Net Price	By Post
RADIO DESIGNER'S HANDBOOK Edited by F. Langford-Smith, B.Sc., B.E., Senior Member I.R.E. (U.S.A.), A.M.I.E. (Aust.). 4th edition (revised)	55/-	57/3
PRINCIPLES OF FREQUENCY MODULATION B. S. Camies	21/-	21/10
INTRODUCTION TO LAPLACE TRANSFORMS for radio and electronic engineers. W. D. Day, Grad.I.E.E., A.M.Brit.I.R.E.	32/6	33/6
ELECTRONIC COMPUTERS: Principles and Applications T. E. Ivall. 2nd Edition	25/-	26/-
BASIC MATHEMATICS FOR RADIO AND ELECTRONICS F. M. Colebrook, B.Sc., D.I.C., A.C.G.I. Revised by J. W. Head, M.A. (Cantab.). 3rd Edition	17/6	18/6
PRINCIPLES OF TRANSISTOR CIRCUITS S. W. Amos, B.Sc.(Hons.), A.M.I.E.E. 2nd Edition	21/-	22/-
LEARNING MORSE 13th Edition H. F. Smith, former editor, "Wireless World"	1/6	1/10

A complete list of books is available on application.
Obtainable from all leading booksellers or from

ILIFFE BOOKS LTD., Dorset House, Stamford Street, London, S.E.1.

INSTRUMENTS OF THE FUTURE NOW by AVO



NEW AVO TRANSISTOR ANALYSER

A portable battery-operated instrument, suitable for testing PNP, NPN and Point Contact transistors, in the grounded emitter configuration. Provision is included for *in situ* measurements. The instrument is supplied complete with comprehensive operating instructions, together with the AVO International Transistor Data Manual which provides test data for approximately 3000 transistors.

Brief Specification:

Range of Collector Voltage:	1.5V to 10.5V (up to 150V using external supplies)
I^1:	First indication 2μA
Base Current:	0-1 mA, 0-40 mA
Collector Current:	0-1A
Beta:	0-25, 0-250 measured at 1 Kc/s
Noise Measurement:	1-20, 21-40 dB

Construction in general conforms with U.K. Inter-Service Spec. K114.

NEW AVO VALVE CHARACTERISTIC METER Mk. IV

This instrument has been designed to test any standard receiving or transmitting valve having up to a maximum anode dissipation of 25W. Inter-electrode insulation, anode current, mutual conductance and 'gas' current can be measured, and by making a series of tests, complete families of curves may be plotted. Rectifiers and signal diodes are tested under suitable load conditions. A comprehensive data manual is supplied with the instrument, which operates from 100-120 volts and 200-260 volts 50-60 c/s A.C. mains.

Brief Specification:

Range of Anode-Voltage:	12.6–400 volts
Range of Screen Voltage:	12.6–300 volts
Range of Heater Voltage:	0.625–117.5
Heater Current	3A max.
Anode Current:	100 mA max.
Mutual Conductance	0.1–60 mA/V max.
Negative Grid Voltage.	0–100V in 9 ranges
'Gas' Current:	2μA first indication

REPAIR SERVICE

Our fully equipped Service Dept. deals promptly with repairs to AVO Instruments, or if more convenient they may be sent to either of the following authorised AVO Service Agents:—

Automac Ltd., Throstle Grove Works, Gt Egerton Street, Stockport, Cheshire.

Farnell Instruments Ltd. Light Industrial Estate York Road, Wetherby, Yorks.

Write for fully illustrated brochures

AVO LTD AVOCET HOUSE 92-96 VAUXHALL BRIDGE ROAD LONDON S.W.1

Telephone. VICtoria 3404 (12 lines)

A MEMBER OF THE METAL INDUSTRIES GROUP OF COMPANIES VC/TA2



TELECOMMUNICATIONS AND ELECTRONICS

In its four factories at Coventry, the Company produces a comprehensive range of telecommunication and electronic equipment from national telephone networks to local office communications. Products include industrial and office computers, guidance systems for rockets, remote supervisory and control equipments, machine tool controls and numerous components including capacitors, power units, relays, uniselectors and digitizers.

RADIO AND TELEVISION

The G.E.C. Radio Group produces the famous range of radio and television receivers and high fidelity sound equipment.

VALVES AND CATHODE RAY TUBES

G.E.C. valves and cathode ray tubes for industry and communications, manufactured by the M-O Valve Co. Ltd. include receiving valves (both high figure of merit valves and 'rugged' types) and transmitting valves for broadcasting and radio frequency heating. Micro-wave devices include magnetrons, klystrons, travelling-wave tubes and backward-wave oscillators.

SEMICONDUCTORS

G.E.C. is one of the leading semiconductor manufacturers in the country. The wide range of transistors, rectifiers and diodes is now being produced at a rate of some 250,000 per week.

leadership = Electronics leadership

-the G.E.C. equation for progress and prosperity

One guiding principle links the many works and laboratories of the G.E.C.—comprehensive and continuing basic research. This has made the G.E.C. a familiar and trusted name, and particularly so in the fast growing market for electronic equipment.

A brief description of the activities of some of the G.E.C. Groups is given below. Each of these Groups draws on basic research work from the Hirst Research Centre at Wembley and the Applied Electronics Laboratories at Stanmore. Each with its own development programme is preparing new necessities as yet undreamed of for the world of tomorrow.

Opportunities for Graduates: Last year over 100 graduates joined the Company on completing their university studies. Extensive developments will increase the number of opportunities for able graduates in 1961 for responsible work in research, development, design and manufacture. Send a postcard to The Controller, Education & Personnel Services, Dept. W.W. The General Electric Co. Ltd., Magnet House, Kingsway, W.C.2.

G.E.C.

ELECTRICAL INSTRUMENTS

In addition to more orthodox instruments, the Company, at Salford, has developed a radio altimeter and a radio compass as navigational aids for aircraft. It also manufactures quartz crystal units, ferrites, thermostats and magnetic materials for use in radio and electronic components. Latest developments include the first commercially available thermo-electric cooling units.

RESEARCH

The basic research and much of the long term development effort is carried out at the Hirst Research Centre, Wembley, and the associated Applied Electronics Laboratories at Stanmore.

THE GENERAL ELECTRIC CO. LTD.

Telecommunications & Electronics Group, Coventry

Radio Group, Magnet House, Kingsway, London WC2

M-O. Valve Co. Ltd., Hammersmith, London W6

Semiconductor Division, Hazel Grove, Stockport.

Salford Electrical Instruments Ltd., Salford

AVEL TOROIDS

For all round peak performance



Power Transformers
50 c/s to 5000 c/s
up to 20 KVA.

Audio Transformers
up to 300 watts.

Current Transformers
up to 30 VA.
as well as Magnetic Amplifiers, Converter Transformers, Transductors, Inductors and Filter Toroids.
We produce toroids ranging in sizes from the smallest which has a minimum finished i.d. of .055 to cores having a maximum o.d. of 24in. and an overall height of 6in. Wire gauges from 10–48 s.w.g.
AVEL TOROIDS are performance tested to Laboratory standards.



1 Toroidal transformers up to 20 KVA are made. By using glass insulated wire and making full use of the good heat dissipation characteristics of the toroid, the operating temperature may be 300–350 degrees C.



2 One of the high-speed miniature and sub-miniature toroidal winding machines which wind 48 s.w.g. wire at 1,200 turns per minute.

Sub-contract winding capacity available.

Write for further information:
TOROID DIVISION

Aveley Electric Limited

SOUTH OCKENDON, ESSEX.
TEL.: SOO 3444.
TELEX: 24120 AVEL OCKENDON.

P6269

Easy - to - build kit - sets of

Heathkit
DAYSTROM

highest quality at lower cost

"GLOUCESTER" STEREO CABINET KIT. Specially designed to meet the varying needs of different homes. Mk. I houses Record Player, F.M. Tuner, Stereo Amplifier, records, etc. Mk. II will house a Tape Deck in addition. 46¼in. long, 30in. high, 21in. deep. "In the white" for finish to personal taste.
Mk. I £15.18.6. Mk. II £17.8.6

"COTSWOLD" HI-FI SPEAKER SYSTEM KIT. Acoustically designed enclosure "in the white" 26in. x 23in. x 15¼in. housing a 12in. bass speaker with 2in. speech coil, elliptical middle speaker together with pressure unit to cover the full frequency range of 30-20,000 c/s. Complete with speakers, cross-over unit, level control, etc. £19.18.6

"CHEPSTOW" EQUIPMENT CABINET KIT. Occupies minimum floor space. Will house Record Player, F.M. Tuner, Stereo, Amplifier and additional power amplifiers where needed. Dim. 35 x 18 x 33in. high. £10.10.0


AG-9U MA-12

HI-FI SINGLE CHANNEL AMPLIFIER KIT. Model MA-12. 12 w. output, wide freq. range, low distortion. £9.19.6

STEREO CONTROL UNIT KIT. Model USC-1. Push button selection, accurately matched ganged controls to ± 1 dB. Accepts inputs from most tape heads and any stereo or mono pick-up. £17.19.6

HI-FI STEREO AMPLIFIER KIT. Model S-88. 16 w. output, 20 mV. basic sensitivity (2 mV. available, 20/- extra). Ganged controls, Stereo/Monaural gram., radio and tape recorder inputs, Push-button selection. Two-tone grey metal cabinet. £25.5.6

6-W. STEREO AMPLIFIER KIT. Model S-33. 3 watts per channel, 0.3% distortion at 2.5 w/chnl., 20 dB N.F.B. Inputs for Radio (or Tape) and Gram., Stereo or Monaural, ganged controls. Sensitivity 200 mV. £11.8.0

HI-FI SPEAKER SYSTEM KIT. Model SSU-1. Ducted-port bass reflex cabinet "in the white." Twin speakers. With legs £11/12/6 £10.5.6

STEREO-HEAD BOOSTER KIT. Model USP-1. Hi-Fi Stereo pre-amplifier for low output Hi-Fi P.U.'s. Input 2 mV to 20 mV. Output adjustable from 20 mV. to 2 v. 40–20,000 c/s. Also suitable as low-noise R.C.-coupled high-gain monaural amplifier. £5.19.6

TRANSCRIPTION RECORD PLAYER. Mod. RP-1U. 4-speed A.C. motor. Ronette Stereo/Mono pick-up. Complete on plinth. £12.10.0

TAPE AMPLIFIER UNIT KITS. Models TA-1M and TA-1S. This Combined Tape Record/Replay Amplifier is available in both monophonic and Stereophonic models. Model TA-1M can be modified to the stereo version with modification kit TA-1C.
TA-1M £16.14.0; TA-1S, £22.4.0; TA-1C £6.

TAPE DECKS are now available as "packaged deals" with other equipment.

Details on request.

5in. OSCILLOSCOPE KIT. Model O-12U. Has wide-band amplifiers, essential for TV servicing, F.M. alignment etc. Vertical frequency response 3 c/s to over 5 Mc/s, without extra switching T/B covers 10 c/s to 500 kc/s in 5 ranges £34.15.0

ELECTRONIC SWITCH KIT. Model S-3U. (Oscilloscope Trace Doubler). Enables a single beam oscilloscope to give simultaneous traces of two separate and independent signals. Switching rates approx. 150, 500, 1,500, 5,000 and 15,000 c/s. Sig. freq. response 0-100 kc/s. ± 1 dB. Separate gain controls and sync. output. Sig. input range 0.1-1.8 v. r.m.s. £9.18.6

CAPACITANCE METER KIT. Model CM-1U Direct reading 4½in. scale. Full-scale ranges 0-100μμF, 0-1,000μμF, 0-0.01μF & 0-0.1μF £14.10.0

DECADE CAPACITOR KIT. Model DC-1. Capacity values 100μμF to 0.111μF in 100μμF steps. £5.18.6

VALVE VOLTMETER KIT. Model V-7A. 7 voltage ranges d.c. volts to 1,500 a.c. to 1,500 r.m.s. and 4,000 peak to peak. Resistance 0.1Ω to 1,000 MΩ with internal battery. D.C. input impedance 11 MΩ. dB measurement has centre-zero scale. Complete with test prods, lead and standardising battery. £13.0.0

R.F. PROBE KIT. Model 309-CU. Extends the frequency range of our V-7A to 100 Mc/s. and enables useful voltage indication to be obtained up to 300 Mc/s. £1.5.6

R.F. SIGNAL GENERATOR KIT. Model RF-1U. Provides extended frequency coverage on six bands from 100 kc/s.-100 Mc/s. on fundamentals and up to 200 Mc/s. on calibrated harmonics. £11.11.0

GRID-DIP METER KIT. Model GD-1U. Functions as oscillator or absorption wave meter. With plug-in coils for continuous frequency coverage from 1.8 Mc/s. to 250 Mc/s. £9.19.6
Two Additional Plug-in Coils Model 341-U extend coverage down to 350 kc/s. With dial correlation curves, 15/-.

TRANSISTORISED VERSION. Model XGD-1. Similar to GD-1U. Fully transistorised with a frequency range of 1.75 to 45 Mc/s. £9.18.6

AUDIO WATTMETER KIT. Model AW-1U Up to 25 w. continuous. 50 w. intermittent. £13.18.6

Visit the HEATHKIT DEMONSTRATION
AUDIO FAIR WEEK April 6th-9th
GRAND HOTEL
Southampton Row, London, W.C.1
Full range of kits will be shown

MATCHED HI-FI STEREO KIT
We offer as a "packaged deal" the following matched Hi-Fi Stereo Equipment.

4-speed Record Player (RP-1U)	£12	10	0
6 w. Amplifier (S-33)	£11	8	0
Twin Speaker Systems (SSU-1)	£20	11	0
Cost of Units	£44	9	0
At an "all-in" price of	£42	10	0

Pedestal Speaker legs £2/14/- optional extra.

● **Deferred Terms** ●

Available on all orders above £10.

2¾in. SERVICE 'SCOPE KIT. Model OS-1 Light, compact portable for service engineers Dim. 5 x 8 x 14½in. long. Wt. 10½lb. £18.19.6

POWER SUPPLY UNIT KIT. Model MGP-1 Input 100/120 v. 200/250 v., 40-60 c/s. Output 6.3 V., 2.5A A.C.; 200, 250, 270 V., 120 mA. max. D.C. £4.9.0

MULTIMETER KIT. Model MM-1U. Ranges 0-1.5 V. to 1,500 V. A.C. and D.C.; 150μA to 15A. d.c.; 0.2 Ω to 20 MΩ. 4½in. 50μA meter. £11.8.6

AUDIO VALVE MILLIVOLTMETER KIT MODEL AV-3U. 1 mv. to 300 v. A.C. 10 c/s. to 400 kc/s. £13.18.6

AUDIO SIGNAL GENERATOR KIT. Model AG-9U. 10 c/s. to 100 kc/s., switch selected. Distortion less than 0.1%. 10 v. sine wave output metered in volts and dB's. £19.3.0


MGP-1 VF-1U

RESISTANCE - CAPACITANCE BRIDGE KIT. Model C-3U. Measures capacity 10 pF to 1,000μF., resistance 100 Ω to 5 MΩ and power factor. 5-450 v. test voltages. With safety switch. £7.19.6

DUAL-WAVE TRANSISTOR RADIO KIT. Model UJR-1. This sensitive headphone set is a fine introduction to electronics for any youngster. £2.16.6

4-WAVE TRANSISTORISED PORTABLE KIT. Model RSW-1. 7 Transistors and three diodes. For Short and Medium wave-bands (200–550, 90-200, 18–50, and 11–18 m.). In solid leather case fitted with retractable whip aerial. £20.18.6.

TRANSISTOR PORTABLE RADIO KIT. Model UXR-1. Pre-aligned I.F. transformers, printed circuit and a 7 x 4in. high-flux speaker. Real hide case. £14.18.6

HI-FI F.M. TUNER. Tuning range 88-108 Mc/s. For your convenience this is available in two units sold separately as follows: Tuner Unit (FMT-4U) with 10.7 Mc/s. I.F. output £3/2/- inc. P.T. I.F. Amplifier (FMA-4U). Complete with case and valves £10/10/6. Total £13.12.6

AMATEUR TRANSMITTER KIT. Model DX-100U. Covers all amateur bands from 160–10 metres. Self contained including Power Supply. Modulator and V.F.O. £78.10.0

"HAM" TRANSMITTER KIT. Model DX-40U. From 80-10 m. Power input 75 w. C.W., 60 w. peak controlled carrier phone. Output 40 w. to aerial. Provision for V.F.O. £29.10.0

VARIABLE FREQUENCY OSCILLATOR KIT. Model VF-1U. From 160-10 m. Ideal for our DX-40U and similar transmitters. Price less valves £8/19/6. £10.12.0

BALUN COIL UNIT KIT. Model B-1U. Will match unbalanced co-axial lines to balanced lines of either 75 or 300 Ω impedance £4.4.6

Prices include free delivery in the U.K.

DAYSTROM LTD.
DEPT. W.W.4 GLOUCESTER, ENGLAND

A member of the Daystrom Group, Manufacturers of the
WORLD'S LARGEST-SELLING ELECTRONIC KIT-SETS

Please send me FREE CATALOGUE (Yes/No).....
Full details of model(s).....
NAME .....
(Block Capitals)
ADDRESS .....
..... W.W 4

DOUBLE ENDED STAINLESS STEEL VACUUM OVENS

with glove box for semiconductor devices

We design and manufacture Ovens to Customers' special requirements. Should you have any problems in this fie d our Technica Department is always willing to help you solve them. Vacuum Ovens with temperatures of up to 600°C are also manufactured by us on similar lines but with Sectional Heating and Water-Cooled Ends.

We design, manufacture and supply Vacuum Machinery to major companies in Great Britain and Overseas.









Vacuum Ovens with Glove box and high pressure unloading chambers. Safety interlocking of doors. Automatic high pressure safety device on unloading chamber, separate gas feed lines etc.

VACWELL ENG. CO. LTD.

Made throughout in polished stainless steel.
Single action door openings.
Rectangular with self spacings to suit.
Double-ended controls.
Electrical interlocking of air inlet and isolation valve.
Outer cover hermetically sealed.
Temperature Range 0-400 C.
or equivalent F.

Temperature Control: Normal ±7½°C. Special ±1°C.
Internal Spacing 7" x 8" x 18"
(can be altered to special requirements).
Vacuum Range: To 10^{-4} mm.
Respective Vacuum Gauges incorporated.
Automatic air inlet valve on Backing Pump.
Visual Indicators and Fuses on all switches.
Flanged for fitting into Dry Box.

Specialists in

THE DESIGN AND MANUFACTURE OF

Vacuum Equipment

VACUUM OVENS · DEPOSITING · SPUTTERING · VALVE PUMPING · C.R.T., etc.

Single position Vacuum Oven. Temp. 0-300°C Vacuum range 10^{-4} double ended for fitting in glove box.



Vacuum Oven with glove box.





Single position C.R.T. Pumping Unit complete with vacuum reading, automatic controls, electric seal-off etc.

Automatic Rotary final exhaust machine for C.R.T. complete with oven, air circulation, automatic temperature controls, etc.



Indicating lights on all switches including fuses all visible on front panel.



VACWELL ENGINEERING CO. LTD.

WILLOW LANE · MITCHAM · SURREY

Tel.: MITcham 8211 (3 lines)

ELECTRO METHODS LTD











A FULL RANGE OF A.C. & D.C.
SOLENOIDS

PROMPT DELIVERY

Illustrated technical data sent on request :

ELECTRO METHODS LTD., General Products Division, CAXTON WAY, STEVENAGE, HERTS

Telephone : Stevenage 2110-7

TRANSFORMERS

All for 240 V Input. Other Supply Voltages as Required.
CONTINUOUS RATING. Short Rating Transformers also available.



5 V	80 A	... £10
4 V	100 A	... £10
12 V	15 A	... £4
60 V	40 A	... £25
110 V	4 A	... £9
18 V	30 A	... £9
6 V	100 A	... £12
24 V	30 A	... £12
30 V	25 A	... £12
30 V	40 A	... £21
55 V	15 A	... £12
5 V	150 A	... £18
110 V	10 A	... £15
40 V	25 A	... £17
5 V	300 A	... £20
6–12 V	50 A	... £10
12 V	60 A	... £12
12 V	100 A	... £16
50 V	60 A	... £29
10–15–25 V	100 A	... £28
10–20–30 V	100 A	... £33
110 V centre tapped 6–12–18–24–30 V	25 A	... £29
	12 A	... £11

5 V	5,000 A	£110
2.5 V	5,000 A	£64
4 V	5,000 A	£94
10 V	700 A	£59
10 V	2,000 A	£103
10 V	1,000 A	£66
10 V	900 A	£62
10 V	500 A	£38
10 V	300 A	£28
20 V	800 A	£80
20 V	3,000 A	£150
5 V	1,000 A	£39
22 V	1,000 A	£75
28 V	1,000 A	£96
40 V	500 A	£85
110 V	700 A	£150



TRANSDUCTORS
SATURABLE REACTORS



Saturable Reactors for controlling AC loads from .5kVA to 300kVA. Available for all standard AC supply voltages, single-phase and 3-phase. Standard DC control volts: 12, 24, 36, 110 and 240 V.

THREE-PHASE TRANSFORMERS



Input 400/440 V.

40 V	50 A	3-phase	£40
230 V	50 A	3-phase	£78
110 V	100 A	3-phase	£90
4 V	5,000 A	3-phase	£130

These and other Transformers can be supplied for 3-phase, 6-phase and 12-phase Rectifiers



VOLTMOBILE VOLTAGE SELECTOR AUTO-TRANSFORMERS

Range: From 1.6% to 100% of Supply Volts in 64 steps of 1.6%.
ON LOAD SWITCHING. 25% over-voltage available as extra.

VOLTMOBILES can be used by themselves or in the primary of another transformer to give very fine changes of output.

Output	250 V Single-Phase	440 V. Single-Phase	440 V. Three-Phase
30 A.	£48	—	£118
60 A.	£70	£82	£143
100 A.	£99	£116	£176



D-CMOBILE RECTIFIER SETS

For 240 V. AC. The larger outputs are available for 3-phase supply.
Full load DC Volts and Amps are stated.
Prices are without Meters and Regulators.

6 V	15 A	£14	36 V	10 A	£26
6 V	50 A	£47	36 V	20 A	£32
6 V	100 A	£66	36 V	40 A	£42
12 V	10 A	£15	36 V	60 A	£55
12 V	20 A	£22	110 V	5 A	£32
12 V	30 A	£28	110 V	10 A	£42
12 V	60 A	£45	110 V	15 A	£53
12 V	105 A	£62	110 V	20 A	£67
12 V	210 A	£83	110 V	25 A	£84
12 V	1,000 A	£185	220 V	130 mA	£15
24 V	12 A	£23	250 V	6 A	£49
24 V	20 A	£27	250 V	10 A	£70
24 V	30 A	£33	250 V	15 A	£89
24 V	60 A	£41	250 V	20 A	£110
24 V	105 A	£70	1,200 V	225 mA	£30
24 V	200 A	£86			
24 V	750 A	£262			



Built in to order—Ammeters—Voltmeters—Rheostats—Stabilising Circuits—Smoothing Circuits—Variacs.

CARRIAGE EXTRA on all units.
SPECIFIC ENQUIRES are invited for Transformers and Rectifiers. We specialize in HEAVY CURRENT EQUIPMENT.

HARMSWORTH, TOWNLEY & CO.
2 JORDAN STREET, MANCHESTER 15, CENTRAL 5069

CHAPMAN ULTRASONICS LTD.

ANNOUNCE AN IMPORTANT ADDITION TO THEIR RANGE OF REINFORCEMENT AND P.A. AMPLIFIERS

THE CHAPMAN 30 watt amplifier has TWO microphone inputs and one pick-up input. It is compact and attractively styled in silver and black, controls are grouped for ease of operation on an illuminated perspex panel. The 30 watt fills a real need in the field of Public Address Equipment.

Chapman Public Address and Industrial Power Amplifiers range from 30 watts to 5kW. in addition to the well-known Domestic FM/AM Radio Tuners, Monaural and Stereo Amplifiers. Radio Tuners for Factory Music Relay installation, Sound Reinforcement equipment for large halls, etc.



P.A. 30 Watt Amplifier Model SR 330

CHAPMAN ULTRASONICS LIMITED



PORTABLE WHEATSTONE BRIDGE

This is an extremely accurate and portable instrument, operating from internal dry battery. Special provision is made so that external batteries and galvanometer can be employed when required. This portable Wheatstone Bridge can be used, without modification, for the accurate location of cable faults by the Murray and Varley Loop Tests. An additional feature is the availability of the adjustable resistance arm for use as a 4-dial decade resistance box.

Available in a bakelite case if preferred, instead of teak as shown in the illustration.

Dimensions: 11⅛in. x 7⅜in. x 6⅜in. Weight 10½ lb.

DORAN INSTRUMENT CO. LTD.

LSB COMPONENTS LTD. are experts in **COIL WINDING AND ENCAPSULATION** and manufacturers of highly specialized electronic components to specification. Your enquiry will be dealt with promptly.

LSB COMPONENTS LIMITED

Please write for full details to:

24 UPPER BROOK STREET, MAYFAIR, LONDON, W.1. **Telephone: HYDe Park 2291.**

D461 W.W.

SERVICE DEPT



Having trouble Tracking faults?

...here's better Equipment at lower prices!

Ideal for the service man, these instruments have been designed by experienced, practical engineers. They are completely reliable, sensibly priced and attractively presented. Write for full details now!

MODEL O.S.1/F
New Low Priced Service
OSCILLOSCOPE



This is an ideal light and compact portable 'scope for the service man, the overall dimensions being 5in. × 8in. × 14½in. long at a weight of 10lb. £26.7.6 plus carriage.
MODEL O.S.1 (in Kit form) £18.19.6

MODEL AG-9U/F
AUDIO SIGNAL GENERATOR



An invaluable instrument for hi-fi audio and many ultra-sonic and I.F. applications requiring an almost perfect sine-wave signal, without the necessity of expensive filters.
£26.3.0 complete with 24-page Handbook. Model AG9U (in Kit form) £19.3.0



SKANTEST

Will Save You Time & Money!

The most efficient lowest priced time base component short.ng turn tester.

Tests—
Line Output Transformers, Deflector Coils, Blocking Oscillator Transformers.

For—
Shorting Turns.
Open Circuit.
£7. 10. 0
(Nett Trade)
Subject to quantity discount to wholesalers.



Tests transistors while in circuit. Has its own self-contained power supply providing smoothed DC 0-25 v. Size 5½ × 3 × 2½in. **Price £10.** Order or send for full details TODAY.

the D900

a new, compact, dynamic TRANSISTOR TESTER/ POWER SUPPLY

- Makes possible dynamic transistor testing, *in situ*.
- Tests CURRENT GAIN (AC) ALPHA GAIN.
- Tests CURRENT GAIN (under DC conditions) BETA GAIN.
- Measures leakage Currents between Collector, Base and Collector/ Emitter, at any voltage between 0-25 v.

Some of the other top grade instruments available,
FACTORY ASSEMBLED, WIRED & TESTED.

Capacitance Decade Box DC-1U/F	£9	0	0
Model DC-1U (in kit form)	£5	18	6
Resistance capacitance Bridge C-3U/F	£13	2	6
MODEL C-3U (in kit form)	£7	19	6
Audio Valve Millivoltmeter AV-3U/F	£19	19	0
MODEL AV-3U (in kit form)	£13	18	6
Audio Wattmeter AW-1U/F	£19	19	0
MODEL AW-1U (in kit form)	£13	18	6
Electronic Switch S-3U/F	£15	0	0
MODEL S-3U (in kit form)	£9	18	6

Deferred terms available on most items. Please ask for details. See the range at our London Showroom, 138 Lewisham Way. New Cross, S.E.14.

In the Trade?

Direct TV Replacements Ltd. offer you the largest stocks of specialised TV replacements in Gt. Britain. Same day despatch, technical advice, individual attention. Get in touch now!

PLEASE SEND CASH WITH ORDER NOW OR ASK FOR ILLUSTRATED LEAFLETS TODAY stating instruments in which you are interested.

direct TV Replacements LTD.

Dept. WW/4/61 138 Lewisham Way, New Cross, London, S.E.14
TILeway 6666 *Day and Night Service: TIDeway 6668*

EMT

MAGNETIC TAPE RECORDER FOR STUDIO PURPOSES

STUDER C37

These large push buttons, which are easy to survey, make its operation a pleasure. They are very easy to control. All functions can also be remote controlled. Transistor operated tape tension adjustment is effected by tape balance.
Convincing is its easy and amazing simple construction out of easy accessible and exchangeable building components.

zet





TECHNICAL DATA:

Tape Speed	15in. and 7½in./sec.
Frequency Response	30 cps to 12 kc/s +1 to −2 db
Signal to Noise Ratio	60 db minimum
Distortion Factor	2% maximum
Wow and Flutter, weighted	±0.075%

(All quoted values are for 15in/sec.)
The equipment being deliverable in full track or stereo construction.
Offer with detailed leaflet on request.

ELEKTROMESSTECHNIK WILHELM FRANZ KG
LAHR/SCHWARZWALD (WESTERN GERMANY), POSTBOX 327, TELEPHONE 2053, CABLES: MESSTECHNIK, TELEX: 752934

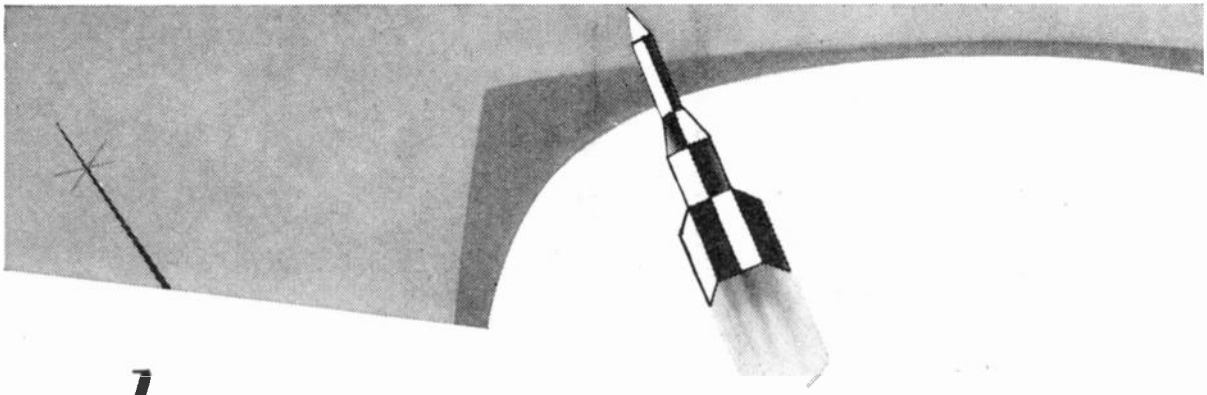

when . . . *there is colour television in every home.*



. . . satellites (orbiting our planet every few minutes) are the key to intercontinental telephone calls.

. . . manned space travel is here.

. . . New York is only two hours away.

then . . . *SUFLEX capacitors will be playing their part as they are today—doing whatever they are meant to do . . . and doing it well.*

SUFLEX Polystyrene Capacitors can be made smaller, pF for pF, than any other condenser of comparable performance. Write now for full details and prices to:
SUFLEX LTD., 54 UXBRIDGE RD., EALING, W.5. Tel: EALing 7733

SUFLEX

THESE GO



because of THIS....



● GOOD STRONG SIGNALS
● CLEAN PICTURES
● ELIMINATION OF AERIALS

An occasional intermediate amplifier and neat house-to-house wiring are the only visible evidence that, in this area, for the first time T.V. is being enjoyed at its best, with clean pictures, no interference and no aerial replacement and repair costs.

Built with the future in mind, the installations of to-day are capable of handling a third or fourth channel—or more, colour, "coin-in-the-slot" T.V. or any foreseeable development in television and sound techniques.

EMI COMMUNITY TELEVISION SYSTEM

Full technical particulars together with any planning assistance that may be required can be obtained from

EMI ELECTRONICS LTD.
Recording and Relay Division
HAYES · MIDDLESEX · ENGLAND
Telephone SOUthall 2468 Ext. 633

GC/CTV/1



Data and Control Multiplex Equipment

UTILISE YOUR CABLES MORE EFFICIENTLY!

By using GEC Data and Control Multiplex Equipment, large numbers of control signals and back indications can be sent simultaneously over a single pair of wires or radio link.

APPROVED FOR USE OVER POST OFFICE LINES

The equipment is already used and acclaimed by many industries including:

Railways **Oil Processing**
Mining **Electricity Supply**
Aviation **Communications**

G.E.C. ***ELECTRONICS FOR INDUSTRY***

Please write for further information to:
THE GENERAL ELECTRIC COMPANY LIMITED
Electronics Division · Lower Ford St · Coventry · England
Smee's G.E.C. 63



CLINCH IT WITH CINCH

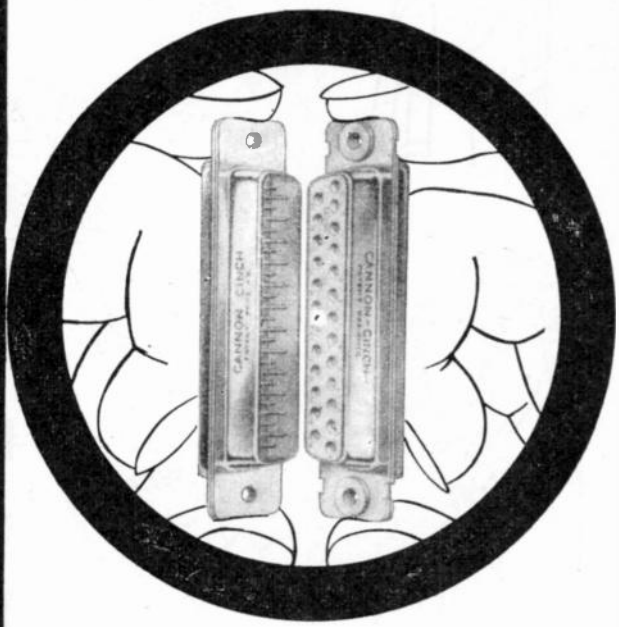

CANNON 'D' Sub miniature connectors

BRITISH PATENTS PENDING

COMPACT, ROBUST AND MINIMUM WEIGHT

Now with Floating Mounting Bushes!



Available in:	9, 15, 25, 37 and 50 ways—with floating mounting bushes if specified.
Current Rating:	5 Amps per Contact.
Working Rating: *(Sea Level)*	750 V.—D.C.
Contact Resistance:	< 2.0 milliohms.
Contacts:	Phosphor Bronze; finish Gold Plate on Silver.
Pins:	Brass finish Gold Plate on Silver.
Polarization:	Keystone Shell. Steel; finish Passivated Cad.
Covers:	Standard or 90° entry with Cable Clamps—Steel Cad. plated.

Joint Service Quality Approved Cert. No. 138

Manufactured under licence from Cannon Electric (G.B.) Ltd.

CARR FASTENER COMPANY LIMITED
Stapleford, Nottingham.
Tel: Sandiacre 3085/8.

London Office:
195/197, Gt. Portland St., London, W.1
Tel: Museum 9361



Low-Frequency Generator
TYPE TF 1382.
0.0033 c/s to 1 kc/s.
Sine, square or ramp waveforms.



Video Oscillator TYPE TF 885A/1.
25 c/s to 12 Mc/s.



R-C Oscillator
TYPE TF 1101
20 c/s to 200 kc/s.

OSCILLATORS

BRITAIN'S WIDEST RANGE

With more than 120 Marconi Instruments from V.L.F. to S.H.F., we are confident that we can provide the facilities you require at the frequencies you are working on.

To learn about all of them you need our 170-page catalogue, but this folder will introduce you to a representative selection. When you've read it you will want to know a lot more about Marconi Instruments—and to make it easy for you to get full technical details of the types that interest you, we provide a time-saving coupon on page 4.

MARCONI INSTRUMENTS

FOR ELECTRONIC MEASUREMENT



OSCILLOSCOPES



Dual-Trace Oscilloscope
TYPE TF 1331.
D.C. to 15 Mc/s.
Twin-Y-inputs, with 50 mV/cm sensitivity.
Single-beam version, Type TF 1330, available.



L.F. Oscilloscope
TYPE TF 1159
15 c/s to 20 kc/s.
4 mV/cm sensitivity.
High resolution, 17-inch tube.



Television Measuring Oscilloscope
TYPE TF 1277.
D.C. to 10 Mc/s.
Measures K factor, sine-squared pulses, and black-level stability.
Includes line-strobe facility.



PHOTOGRAPH BY COURTESY OF BRITISH EUROPEAN AIRWAYS



Low-Capacitance Bridge TYPE TF 1342.
0.002 μμF to 1,111 μμF at 1 kc/s.

IMPEDANCE



Carrier Deviation Meter TYPE TF 791D.
Carrier: 4 to 1,024 Mc/s.
Deviation: 10 c/s to 125 kc/s.

MODULATION

OVER 120 MARCONI INSTRUMENTS FROM VLF

SIGNAL



Standard Signal Generator TYPE TF 144H.
10 kc/s to 72 Mc/s. A.M. to 80%.



F.M./A.M. Signal Generator
TYPE TF 995A/2M.
1.5 to 220 Mc/s. F.M. up to 75 kc/s deviation.
A.M. to 50%.



F.M. Signal Generator TYPE TF 1066B.
10 to 470 Mc/s. F.M. to 100 kc/s deviation.

POWER METERS



10-watt A.F. Power Meter TYPE TF 893A.
20 c/s to 35 kc/s: 20 μW to 10 watts;
2.5 ohms to 20 kΩ.

25-watt R.F. Power Meter
TYPE TF 1152A.
D.C. to 500 Mc/s;
0.5 to 25 watts
50- or 75-ohm versions.





500-watt R.F. Power Meter
TYPE TF 1205.
D.C. to 500 Mc/s
0 to 500 watts
50 ohms.



1/4% Universal Bridge TYPE TF 1313.
0.1 μH to 11 H (1 μμF to 110 μF; at 1 and 10 kc/s 0.005Ω to 110 MΩ at d.c.



Circuit Magnification Meter TYPE TF 1245.
Q from 5 to 1,000, 1 kc/s to 300 Mc/s.
External oscillators.

BRIDGES



H.F. Spectrum Analyser TYPE OA 1094.
3 to 30 Mc/s, A.M. or F.M.
Optional l.f. extension unit.
Manufactured under G.P.O. licence.



F.M. Deviation Meter TYPE TF 928.
Carrier: 20 to 500 Mc/s.
Deviation: to 400 kc/s.



Television Transmitter Sideband Analyser
TYPE OA 1241.
Provides composite television test signal for measuring overall response of transmitters or video amplifiers.

METERS

SPECTRUM ANALYSERS

TO SHF

Designed and manufactured by specialists with 25 years experience of research and development in the field of electronic measurement.

GENERATORS



U.H.F. Signal Generator TYPE TF 1060.
450 to 1,250 Mc/s. Sine a.m. and pulse modulation.



U.H.F. and S.H.F. Signal Generator
TYPE TF 1053.
1,600 to 4,000 Mc/s. Squarewave a.m., pulse modulation and f.m. sweep.



Radar Test Set TYPE TF 890A/1.
8,500 to 9,680 Mc/s. Incorporates f.m. signal generator, wavemeter, power monitor, directive feed assembly and spectrum analyser.

VOLTMETERS



A.C. Microvoltmeter TYPE TF 1375.
50 c/s to 1 Mc/s. 5 μV to 15 volts.



Suppressed-Zero Voltmeter TYPE TF 1377.
10 mV to 500 volts d.c., and small changes down to 1 mV in 100 volts.
Optional a.f. and r.f. probes.



Vacuum Tube Voltmeter TYPE TF 104 E.
25 mV to 300 V (20 c/s to 1,500 Mc/s; 10 mV to 1,000 V d.c.; R from 0.02Ω to 500 MΩ.
Optional voltage multipliers.

DESCRIPTIVE LEAFLETS ON ALL TYPES OF MARCONI INSTRUMENTS ON REQUEST



10-Mc/s Electronic Counter TYPE TF 1345/2.
Stability: 3 in 10^9.
Range of optional plug-in units.



Electronic Counter TYPE TF 1165.
Counts pulses or sinewaves up to 1 Mc/s.
Optional Timing Oscillator.

ELECTRONIC COUNTERS

AN ENGINEER CHECKING THE FREQUENCY STABILITY OF THE F.M./A.M. SIGNAL GENERATOR, TF 995A/5, USING MARCONI INSTRUMENTS DIGITAL FREQUENCY MEASURING AND RECORDING EQUIPMENT



Decoder TYPE TF 1392.
Plug-in units for in-line readout, and for driving printers or recorders.



MARCONI INSTRUMENTS

THE INTERNATIONAL CHOICE FOR ELECTRONIC MEASUREMENT

Please address requests for technical information, using the coupon at left, to your nearest Marconi Instruments office:

London and the South	English Electric House, Strand, London, W.C.2
Midlands	Marconi House, 24 The Parade, Leamington Spa
North	23/25 Station Square, Harrogate
Export Department	Longacres, St. Albans, Hertfordshire

ENGINEERS ARE ALWAYS WELCOME TO VISIT OUR FACTORY AT ST. ALBANS, AND OUR SHOWROOMS IN LONDON, LEAMINGTON SPA AND HARROGATE

Representation in 68 countries

Please send details of the following, marked X

Signal Generators	Modulation Meters
Noise Generators	Distortion Analysers and Meters
Oscillators	Spectrum Analysers
Oscilloscopes	Frequency Counters and Meters
Pulse Generators	Power Meters
Voltmeters	
Impedance Bridges	
Dielectric and 'Q' Meters	

'MARCONI INSTRUMENTATION' a free quarterly technical bulletin

If your requirements are not covered by this list, please state your special interest below

NAME .....

POSITION .....

FIRM'S NAME .....

FIRM'S ADDRESS .....

PLEASE POST THIS COUPON TO YOUR NEAREST OFFICE OF MARCONI INSTRUMENTS, LTD.

WW

HIVAC NUMICATOR

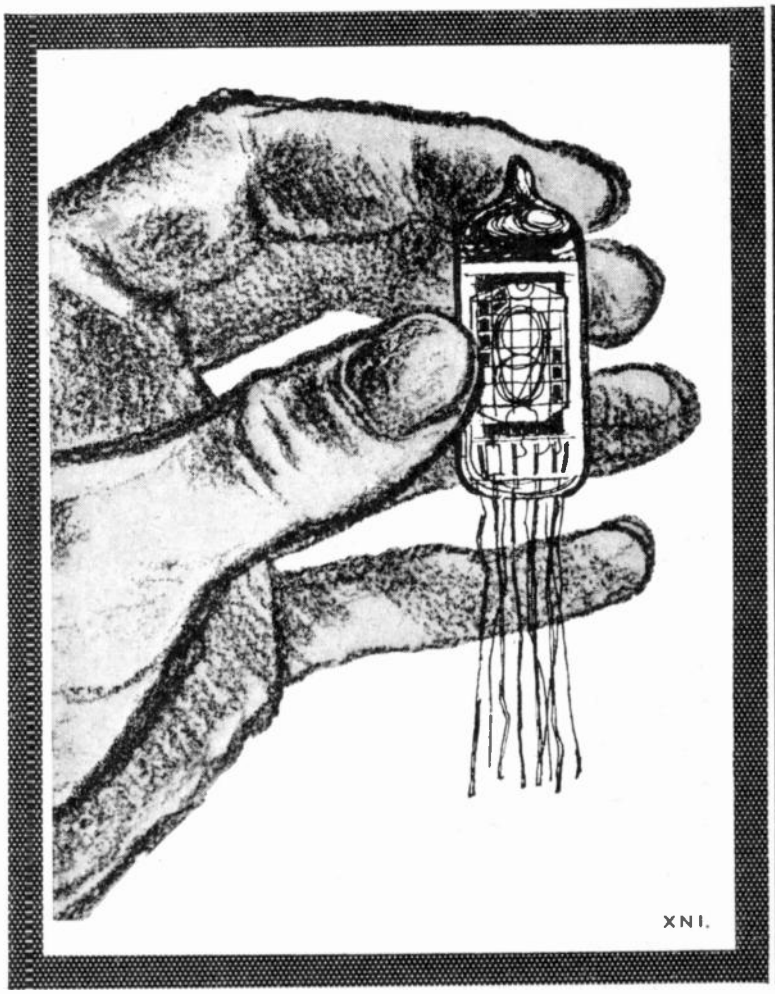

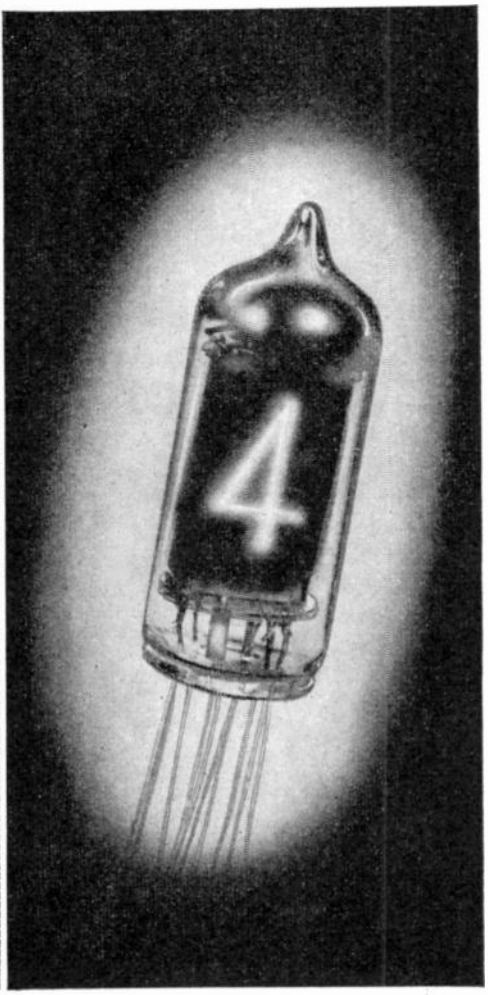

miniature, in-line, digital display tube

✳ Miniature *side viewing* tubes for the most compact numerical presentation. Flying lead connections for maximum convenience and reliability.

✳ Available with numerals from 0 to 9. Fractions, plus and minus signs and special symbols are also possible.

✳ All digits appear *in the same position*, as seen from the front. Numicators accordingly offer the very great advantage of in-line display.

✳ Hivac Numicators have all the normal advantages of neon indicator lamps—low consumption, low temperature operation, and freedom from risk of sudden failure.

Our specialised experience in the design and manufacture of cold cathode tubes and neon indicators ensures the high quality, consistency and long operating life of Hivac Numicators. They can be operated in a variety of ways: from cold cathode tubes or from mechanical and electromechanical switches.

HIVAC LIMITED

STONEFIELD WAY · SOUTH RUISLIP · MIDDLESEX · Telephone: VIKING 1288

A member of the A.T. & E. Group

LAB TESTED

For ANY type of resistor Specify

LAB TESTED

for

WIDEST RANGE

AND

FASTEST SERVICE

These famous

TROPICALISED POTENTIOMETERS

EX - STOCK

TYPE 'H'

robust, fully sealed—type approved for RCS.112A RCC. 122 patterns RVC3 and 4. Stock values from 500 ohms to 2·5M power rating 1½ watts, maximum working voltage 750 D.C. Body diameter 1·562 inches.

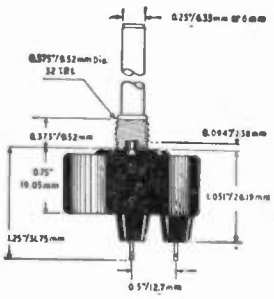

TYPE 'LH'

fully sealed miniature version of Type H. RCSC Type approved to Patterns RVC1 and 2.
Stock values from 500 ohms to 3M, power rating ½ watt, maximum working voltage 750 D.C.
Body diameter 0·969 inches.

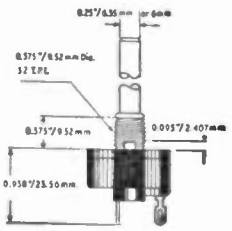

TYPE 'BJ'

for use where very small size and light weight are desirable. Fully sealed for tropical use. Stock value from 500 ohms to 3M, power rating ¼ watt, maximum working voltage 750 D.C.
Body diameter 0·781 inches.

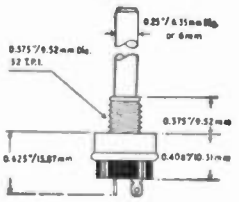

THE RADIO RESISTOR CO LTD.

9-11 PALMERSTON ROAD, WEALDSTONE
HARROW, MIDDLESEX
Telephone: HARrow 6347

SenTerCel RS3 and RS5 silicon power diodes and rectifier stacks



RS3 Diode
ONE AMP 50 volts to 400 volts C.W.V.

RS5 Diode
FIVE AMP 50 volts to 400 volts C.W.V.



- Available from production
- High Efficiency
- Small Size
- High Temperature Operation
- Hermetically Sealed

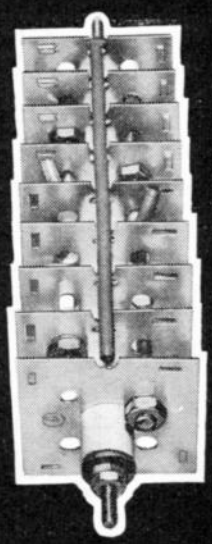

Rectifier Stacks

The design of SenTerCel Silicon Rectifier Stacks offers many advantages including small size, low weight and higher ambient operating temperatures (up to 100°C). At present, silicon stacks are supplied with half-wave, bridge or push-pull connections for either single-phase or three-phase inputs. The great variety of possible series and parallel connections between diodes provides an extensive range of voltage and current outputs.

Write for STC silicon rectifier technical literature:

STC COMPONENTS GROUP

61/12MF

Standard Telephones and Cables Limited

Registered Office: Connaught House, Aldwych, London W.C.2

RECTIFIER DIVISION: EDINBURGH WAY · HARLOW · ESSEX

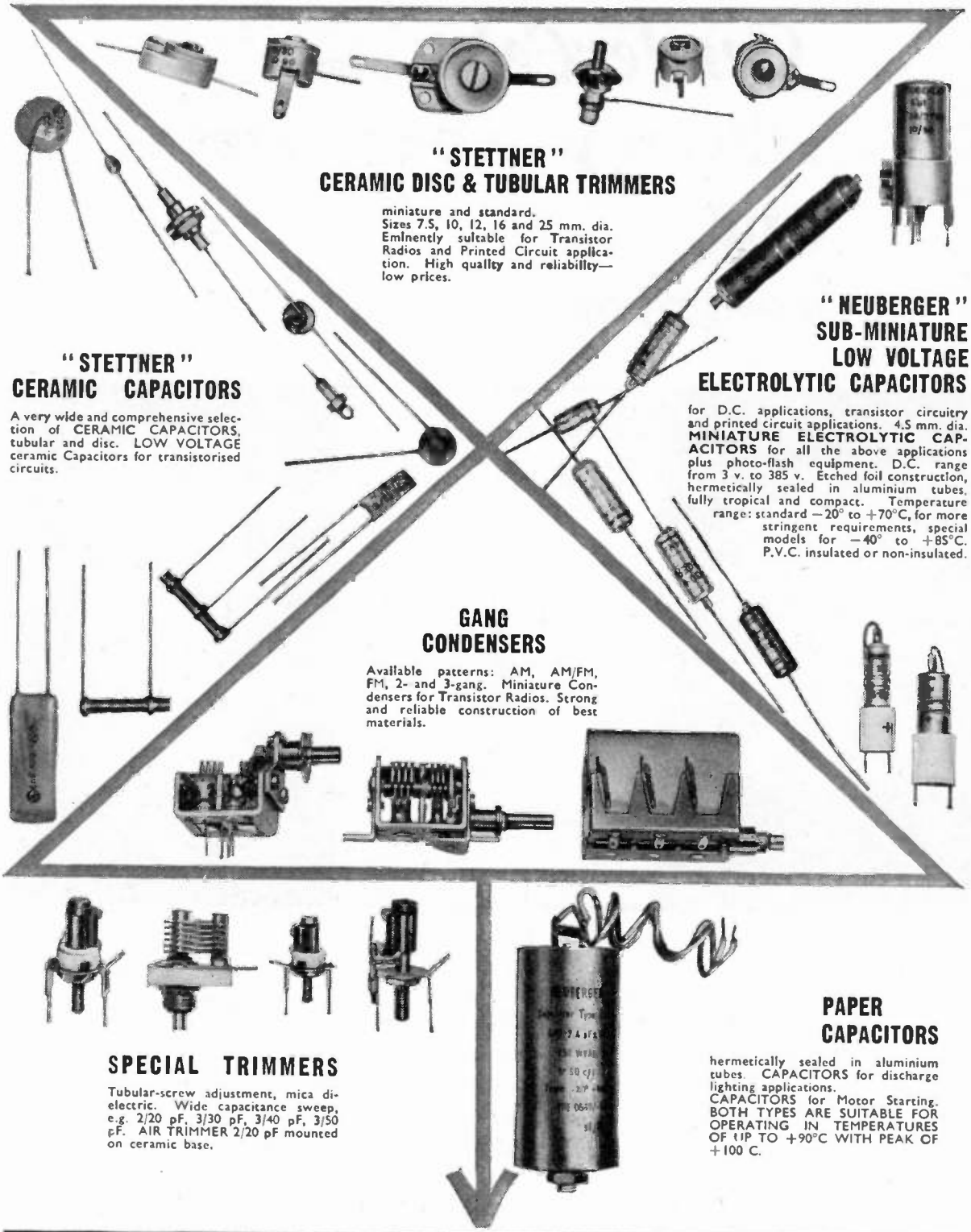

"STETTNER" CERAMIC DISC & TUBULAR TRIMMERS

miniature and standard.
Sizes 7.5, 10, 12, 16 and 25 mm. dia. Eminently suitable for Transistor Radios and Printed Circuit application. High quality and reliability—low prices.

"STETTNER" CERAMIC CAPACITORS

A very wide and comprehensive selection of CERAMIC CAPACITORS, tubular and disc. LOW VOLTAGE ceramic Capacitors for transistorised circuits.

"NEUBERGER" SUB-MINIATURE LOW VOLTAGE ELECTROLYTIC CAPACITORS

for D.C. applications, transistor circuitry and printed circuit applications. 4.5 mm. dia. **MINIATURE ELECTROLYTIC CAPACITORS** for all the above applications plus photo-flash equipment. D.C. range from 3 v. to 385 v. Etched foil construction, hermetically sealed in aluminium tubes, fully tropical and compact. Temperature range: standard −20° to +70°C, for more stringent requirements, special models for −40° to +85°C. P.V.C. insulated or non-insulated.

GANG CONDENSERS

Available patterns: AM, AM/FM, FM, 2- and 3-gang. Miniature Condensers for Transistor Radios. Strong and reliable construction of best materials.

SPECIAL TRIMMERS

Tubular-screw adjustment, mica dielectric. Wide capacitance sweep, e.g. 2/20 pF, 3/30 pF, 3/40 pF, 3/50 pF. AIR TRIMMER 2/20 pF mounted on ceramic base.

PAPER CAPACITORS

hermetically sealed in aluminium tubes. CAPACITORS for discharge lighting applications.
CAPACITORS for Motor Starting. BOTH TYPES ARE SUITABLE FOR OPERATING IN TEMPERATURES OF UP TO +90°C WITH PEAK OF +100 C.

STEATITE INSULATIONS LTD

31, GEORGE STREET, LOZELLS, BIRMINGHAM, 19

Telephone: NORthern 8357/8 *Telegraphic Address: "Steatite-Birmingham, 19"*



SOLVE THESE PROBLEMS with STC thermistors



TEMPERATURE MEASUREMENTS
Bead types F, GT & M · Disc types K, KB & KH

TEMPERATURE CONTROL AND COMPENSATION
Bead types F, G & M · Disc types K, KB & KH
Silistors (positive temperature coefficient)

SCIENTIFIC AND MEDICAL MEASUREMENTS
Types F, G, M, P, U & Manometer Set

FEEDBACK LOOPS & TIMING DEVICES
Low power types A, B & R · High power type L

R. F. POWER MEASUREMENTS
Up to 1 Mc/s type B
Up to 10,000 Mc/s types E & U

DOMESTIC AND ENTERTAINMENT APPLICATIONS
Types G, KS & Brimistors

CURRENT SURGE SUPPRESSION AND CIRCUIT PROTECTION
I max > 1.0A CZ4, CZ9A, CZ11, CZ12
I max 0.1 to 1.0A, CZ1, CZ2, CZ3, CZ6, CZ8
I max < 0.1A CZ10

STC COMPONENTS GROUP
60/7MK

Standard Telephones and Cables Limited
Registered Office: Connaught House, Aldwych, London W.C.2
TRANSISTOR DIVISION: FOOTSCRAY · SIDCUP · KENT

HIGH SENSITIVITY
LOW COST
WIDE VERSATILITY

with the

Advac

A.C. VALVE VOLTMETER

by Advance



The Advance Advac has all the qualities required in a first class laboratory tool. An extremely sensitive a.c. valve voltmeter, it also functions as a wide range amplifier or as a null detector and indicator. Compact and of robust construction, the Advac is an outstanding product of Advance skill and experience in the world of instrumentation.

EXTREME SENSITIVITY	accurate down to 100μV
WIDE VOLTAGE RANGE	1mV to 300V F.S.D.
WIDE FREQUENCY RANGE	15 c/s to 4.5 Mc/s
AMPLIFIER RANGE	10 c/s to 10 Mc/s
AMPLIFIER GAI	60 dB in 10 dB steps
AMPLIFIER OUTPUT	1V max.

nett price in U.K.

£55

including very low capacity screened leads and probe

Leaflet No WF101 available on request.

Size: 4¾in. × 7½in. × 6¾in. Weight: 7lb.

TYPE VM77

Advance COMPONENTS LIMITED

INSTRUMENTS DIVISION

ROEBUCK ROAD • HAINAULT • ILFORD • ESSEX • TELEPHONE : HAINAULT 4444

IT/Ea

ensure CONSISTENT magnetic characteristics

with STC

permalloys & permendur



PERMALLOY 'C'
for highest initial permeability, useful for wide-band frequency transformers, current transformers, chokes, relays and magnetic shielding.

PERMALLOY 'B'
has lower initial permeability than Permalloy 'C' but has a higher value of flux density. It is suitable for use where high permeability to an alternating field superimposed upon a steady polarising field is required.

PERMALLOY 'D'
for very high resistivity withouc undue lowering of the maximum flux density. Variation of permeability with frequency is small. Ideal for H.F. applications.

PERMALLOY 'F'
very rectangular hysteresis loop with a rententivity of at least 95% of its saturation value; high flux density and low coercive force. Ideal for saturable reactors, magnetic amplifiers, digital computers, memory devices, etc

V-PERMENDUR
for high permeability with a very high value of maximum flux density. Finds special application for use as high quality receiver diaphrams, also motor generators and servo-mechanisms in aircraft where weight and volume are important factors.

PHYSICAL PROPERTIES AND GENERAL MAGNETIC CHARACTERISTICS

	Permalloy 'B'	Permalloy 'C'	Permalloy 'D'	Permalloy 'F'	V Permendur
Specific Gravity	8.3	8.8	8.15	8.4	8.2
Electrical resistivity—microhms per cm cube	55	60	90	26	26
Initial permeability μ_o	2 000 to 4 000	15 000 to 40 000	1 800 to 3 000	400 to 1 000	700 to 1 000
Maximum permeability μ_{max}	15 000 to 40 000	50 000 to 150 000	12 000 to 20 000	200 000 to 400 000	3 000 to 6 000
Magnetising force for μ_{max}-oersteds	0.20 to 0.40	0.025 to 0.04	0.2 to 0.5	0.03 to 0.10	2.0 to 6.0
Maximum flux density-gauss	16 000	8 000	13 000	14 000	24 000
Coercive force in oersteds for B_{max} = 5 000 gauss	0.15	0.03	0.15	0.05*	2.3†
Remanence in gauss for B_{max} = 5 000 gauss	4 000	3 500	3 500	13 000*	16 000†
Hysteresis loss in ergs/cc/cycle for B_{max} = 5 000 gauss	160	40	200	220*	12 500†
Total loss in watts/lb for B_{max} = 5 000 gauss 50 c/s 0.015 in. sheet	0.11	0.04	0.2	0.3*	4†

* for B_{max} = 14 000 gauss † for B_{max} = 20 000 gauss

Write for Technical Data Sheets :—

COMPONENTS GROUP

Standard Telephones and Cables Limited

Registered Office: Connought House, Aldwych, London, W.C.2

MAGNETIC MATERIALS SALES DEPT: EDINBURGH WAY · HARLOW · ESSEX

60/1MM



Pocket Paging PAYS!

The lightweight receiver, compared here with a fountain pen, clips in any pocket.

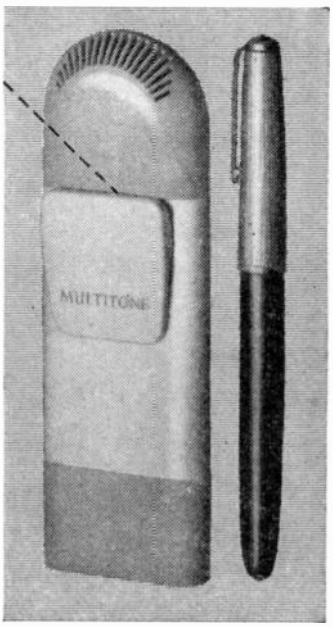

In an increasing number of progressive firms and institutions, the Multitone 'Personal Call' Pocket Paging System is saving countless wasted man-hours. It can do the same for your organisation—and your customers.

On telephone working alone, Pocket Paging reduces 'call-backs' and the need for extra lines and operators sufficiently to offset the cost—a few shillings per week per man 'on call' *—inclusive of all operating costs.*

Not a telephone of any kind, Multitone 'Personal Call' is a unique paging system which enables any of your key staff to be contacted immediately wherever they happen to be, selectively and without disturbing anyone else—no loudspeakers, bells, flashing lights or any other distraction.

This all-British equipment, which is installed in hundreds of hospitals and an even larger number of industrial firms in 30 countries, is simple to install and foolproof to operate.

Post coupon now for a leaflet which tells you all about one of the greatest time and money savers of this electronic age.

MULTITONE

the original 'Personal Call' Pocket Paging System

MULTITONE ELECTRIC COMPANY LIMITED
12-20 UNDERWOOD STREET · LONDON N.1
Telephone: Clerkenwell 8022

Please send me full details of the Multitone 'Personal Call' Pocket Paging System

Name .....

Firm .....

Address .....

.....

WW

FOR THE FULL
APPRECIATION AND
ENJOYMENT OF
YOUR KIND OF MUSIC...





The complete Quad range of matched units comprises:

QUAD 22 Control Unit
QUAD II Amplifier
QUAD Electrostatic Loudspeaker
QUAD F.M. Tuner

Send a postcard to Dept. W.W. for illustrated leaflet.

QUAD—for the closest approach to the original sound

ACOUSTICAL MANUFACTURING COMPANY LIMITED · HUNTINGDON · HUNTS *Telephone: 361*



...and 200 miles away a telephone rings!

Eight hours ago, an expanse of barren mountainous country made communication impossible. Tonight, 60 telephone channels and teletype span the wilderness.

Transportable MICROSCATTER is a super high frequency radio system for long-range communication. Developed by Canadian Westinghouse, MICROSCATTER beams signals high above the earth sending two-way voice and teletype messages up to 200 miles over land and water . . . *without* costly relay stations.

The compact MICROSCATTER radio system fits in a standard 30 ft. truck trailer. Now, whenever men and equipment move, MICROSCATTER moves right along with them. It is particularly suited to military and government projects in remote locations. Units designed for self-contained field operations are set down by helicopter.

A Westinghouse communications specialist will be pleased to explain fully the MICROSCATTER operation and relate it to your problem. Contact your nearest Westinghouse office, or write to Canadian Westinghouse Company Limited, Electronics Division, Hamilton, Canada. YOU CAN BE *SURE* . . . IF IT'S WESTINGHOUSE.

MICROSCATTER APPLICATIONS

COMMERCIAL	MILITARY
Fixed Station —120 telephone channels	Wide Band —radar
—television and sounc	—data
	—120 telephone channels
Transpartable—60 telephone channels	Tactical and Transportable—60 voice channels
—teletype	—teletype
	—data

FEATURES

- Frequency—4400-5000 mc
- Antennas —10 to 28 ft. diameter
- Power—2 KW
- Range—100 to 200 miles

CANADIAN
Westinghouse Microscatter

60-A-745

Listen



this

Ediswan valve is going to cost you less



This valve now has the American number 7922 issued by E.A.I.

We'd like to hook a finger in your buttonhole and give you the whole story of our improved valve production—the new machines that we've developed ourselves, the brilliant time and labour saving techniques our bright boys have worked out, and the gratifying response to our drive for increased efficiency. But we'll spare you and simply say that the result of it all is a drop in the prices of a number of our valves. The 13E1 is one of them. Write to us and we'll tell you about the others.

EDISWAN 13E1. A tetrode with an outstanding performance for series or shunt regulation.

V_b	I_b	V_a (max)	P_a (max)	I_k (max)
26·0V	1·3A	800V	90W	800mA
13·0V	2·6A			

EDISWAN INDUSTRIAL VALVES & CRT's

Associated Electrical Industries Ltd.

Radio & Electronic Components Division, 155 Charing Cross Road, London W.C.2 · Telephone: GERrard 9797

TA 16/31

manufacturers of the famous
Stentorian High Fidelity speakers,
Radio components and cabinets

congratulate
Wireless World
on its 50th Anniversary

and send best wishes
for its future

WHITELEY ELECTRICAL RADIO COMPANY LTD.
MANSFIELD · NOTTS · ENGLAND · Telephone: MANSFIELD 1762-5
London Office: 109 Kingsway, London, W.C.2.



PARMEKO
ATLANTIC SERIES

STANDARD TRANSISTOR SUPPLY TRANSFORMERS

This range has been developed primarily for providing a power supply to transistorised circuits, but can also be used for many other applications where a low voltage output is required.

SECONDARY: (a) Windings of 1 to 24V. are tapped in approximately 1 volt steps and those of 2 to 48V. in approximately 2 volt steps. The D.C. current ratings shown are those obtainable from a bridge rectifier with either choke or condenser filter.

SECONDARY (b): An H.T. winding is provided on certain models for stabilised circuits and this is tapped at each 50V. from 0-250 volts.

All Standard transformers have their primaries wound 10-0-200-220-240V. 50 c.p.s. supply. An electrostatic shield is fitted between primary and secondary windings on all models.

CATALOGUE No.	SECONDARY (A)			SECONDARY (B)	
	VOLTAGE R.M.S.	RATING (AMPS)		VOLTAGE R.M.S.	RATING
		R.M.S. OR D.C. CHOKE	D.C. COND.		R.M.S. CURRENT
P-2945	1 to 24V.	1·6A.	1·0A.	—	—
P-2946	2 to 48V.	1·6A.	1·0A.	—	—
P-2947	1 to 24V.	3·2A.	2·0A.	—	—
P-2948	1 to 24V.	1·6A.	1·0A.	0–250V. (50V. Steps)	40mA
P-2949	2 to 48V.	1·6A.	1·0A.	0–250V. (50V. Steps)	40mA
P-2950	1 to 24V.	3·2A.	2·0A.	0–250V. (50V. Steps)	40mA
P-2951	2 to 48V.	3·2A.	2·0A.	0-250V. (50V. Steps)	40mA
P-2952	1 to 24V.	5·0A.	3·2A.	0–250V. (50V. Steps)	40mA
P-2953	2 to 48V.	5·0A.	3·2A.	0–250V. (50V. Steps)	40mA

A table showing method of connection is supplied with each transformer.

★ *DESIGN: Complies with BSS 2214.*
★ *CONSTRUCTION: Steel encased, compound filled.*
★ *DIMENSIONS: Plan and Fixing to RCL.215.*
★ *HUMIDITY: Category H2 or better.*
★ *TERMINALS: Patented design insulators, layout to RCL.215.*
★ *MOUNTING: Upright or Inverted.*
★ *FINISH: Grey Hammer, stoved enamel.*
★ *STANDARDS: Range of Transformers and Chokes available from stock.*

STANDARD SMOOTHING CHOKES

Catalogue Number	D.C. Current	Inductance	Approx. D.C. Resis. Ohms.	Model Size	Terminal Positions
P-2954	1·6A	40mH	0·62	9000/49	2–3
P-2955	1·6A	60mH	0·90	9000/57	9–10
P-2956	3·2A	15mH	0·31	9000/49	2–3
P-2957	3·2A	35mH	0·39	9000/65	9–10
P-2958	5·0A	9mH	0·15	9000/57	9–10
P-2959	5·0A	25mH	0·16	9000/73	9–10

The Atlantic Series can accommodate transformer designs rated up to 650VA at 50 c.p.s We shall be pleased to quote for your specific requirements.

PARMEKO LTD · PERCY ROAD · LEICESTER · ENGLAND



X-Y oscilloscope

GM 5639

PHILIPS *electronic measuring*

Sold and serviced by Philips Organizations all over the world
Sole Distributors in the U.K.: **Research & Control Instruments Ltd., 207 King's Cross Road, London W.C. 1**
Overseas enquiries please, to the manufacturers, N.V. Philips, EMA-Department, Eindhoven, the Netherlands.



I_c - V_c curves of a transistor

with exactly identical amplifiers

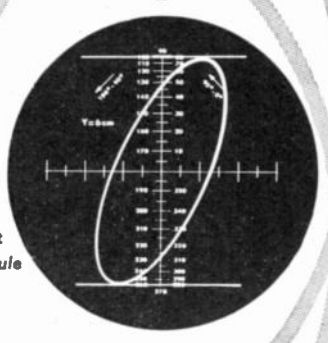

Phase measurement with special graticule



Comparison of 3 frequencies



I_a - V_a curves of a tetrode

- **The amplifiers of type GM 5639 have a relative phase shift of less than 2° for frequencies up to 1 Mc/s.**
- **Phase balance can be obtained at any frequency within the bandwidth.**

Due to these features curve tracing without any distortion as well as accurate phase measurements can be carried out.

The time base with its sensitive and stable triggering permits of the oscilloscope also being used as a general purpose instrument.

Thus it is suitable for a wide range of applications in industry and research, especially in semiconductor and power-current techniques.

Characteristic Features

Both amplifiers

Bandwidth : 0-1 Mc/s
Sensitivity : Y-amplifier 100 mV/cm, X-amplifier 200 mV/cm
Attenuation : up to 50 V/cm adjustable in 9 calibrated steps (accuracy ± 3%) and continuous 1:3

Relative phase shift less than 2° for frequencies up to 1 Mc/s.

Time base

Sweep speeds : 2 μs/cm - 100 ms/cm adjustable in 8 calibrated steps (accuracy ± 5%) or continuously up to 600 ms/cm.
Triggering facilities: internal or from an external source for pulse repetition frequencies up to 1 Mc/s.

Adjustable triggerstability.

C.R.T.

10 cm flat-faced tube with 2 kV acceleration voltage.
Different graticules for curve tracing and phase measurements are supplied.

instruments: **quality *tools* for industry and research**

PHILIPS

NEW VINKOR SERIES

Covers frequencies from 100 Kc/s to 2 Mc/s



A new series of Vinkor adjustable pot cores has now been developed by Mullard for use in the frequency range 100 kc/s to 2 Mc/s. This series is in addition to the highly successful group already widely used for frequencies between 1 kc/s and 200 kc/s.
The world's most efficient pot core assembly, the Mullard Vinkor gives a choice of 3 permeabilities and has exceptionally high performance and stability.
Write today for full details of the wide range of Vinkors now available.

Mullard VINKOR

ADJUSTABLE POT CORE ASSEMBLIES

MULLARD LTD., COMPONENT DIVISION, MULLARD HOUSE, TORRINGTON PLACE, W.C.1.

MC1(C)

now, just one small tube counts selects indicates



Here is a tube which can be used either as a counter and indicator, or selector and indicator—just as you require. It's the Mullard Z504S—a 4kc/s tube of all-glass construction. Modern techniques make economically possible these functions in one envelope. The Z504S brings you economies from every angle. It is a remarkably inexpensive tube . . . and achieves some really welcome economies in equipment space. Moreover it is made to close mechanical tolerances and so avoids the need for post-assembly adjustments. *If you would like to know more about the new multi-purpose tube, just write to Mullard quoting reference M4104.*

Mullard
GOVERNMENT AND INDUSTRIAL VALVE DIVISION

MULLARD LIMITED · Mullard House · Torrington Place · London W.C.1
Telephone: LANgham 6633

Mullard
MVTB4108

B

This advertisement invites YOU to contact **H·P RADIO for**

EDDYSTONE

RADIO RECEIVERS



EDDYSTONE 680/X

A 15 valve communication receiver with many refinements, including crystal filter, variable selectivity "S" meter, push-pull output and stabilized supply to oscillator stages. 1110 kc/s to 480 kc/s and 2·5 to 30 mc/s in 5 switched bands. Electrical performance, sensitivity for 50 milliwatts, 15 db signal/noise ratio, 4 microvolts on all ranges. £140. 0. 0.



EDDYSTONE 840/A

Communication receiver at a moderate price. 7 B8A valves in a straightforward superheterodyne circuit. 4 wave bands 30·6–10·5 mc/s, 10·6–3·7 mc/s, 3·8 mc/s–1·4 mc/s, 205–620 metres. Sensitivity better than 10 microvolts. Selectivity 30 db down 10 kc/s off resonance. AC/DC, internal speaker. £55. 0. 0.

EDDYSTONE 880

The Eddystone 880 high stability communications receiver has been designed expressly for use in professional communications systems. Tuning range is from 500 kc/s to 30·5 mc/s. Please write for technical specification. £380. 0. 0.



EDDYSTONE 888/A

A 12 valve receiver designed for the amateur bands, giving full bandspread. Double superheterodyne with high selectivity and excellent signal to noise characteristics. Crystal calibrator audio filter, separate gain controls, oscillator trimmer. Frequency 1,800–2,000 kc/s, 3,500–4,000 kc/s, 7,000–7,300 kc/s, 14,000–14,350 kc/s, 21,000–21,500 kc/s, 28,000–30,000 kc/s. £110. 0. 0.



EDDYSTONE 870/A

A compact, precision built receiver for the home, giving news and entertainment from the whole world. 5 wavebands, vernier device. AC/DC operation, built-in mains filter and loud speaker. Two tone metal cabinet. £33. 0. 0.



HP RADIO SERVICES LTD

51, COUNTY ROAD
LIVERPOOL, 4

To: H.P. RADIO SERVICES LTD., 51 COUNTY RD., LIVERPOOL, 4

Please send particulars of the EDDYSTONE RADIO RANGE

Name.....

Address .....

.....

POST THIS COUPON TO-DAY!

STC

and the fourth dimension—

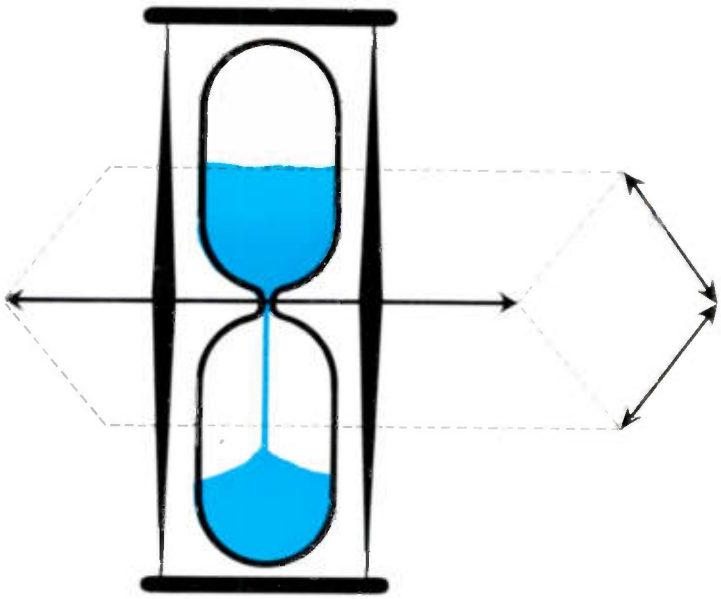

RELIABILITY...

The fourth dimension, time—invisible and intangible, but in the case of STC components, definable in terms of sustained, faultless performance—is a very definite factor incorporated in their design and manufacture.

Such dependability is very necessary in view of the vital functions that STC components have to perform—in equipment for communications, navigation and remote control; and it is the reason why STC components are trusted implicitly by manufacturers of electronic equipment all over the world.

- Capacitors
- Crystal Filters
- Ferrites
- Germanium Diodes
- Germanium Photocells
- Hermetic Seals
- High Stability Resistors
- Infra-red Filters
- Ionisation Gauges
- Magnetic Materials
- Quartz Crystals
- Selenium Rectifiers
- Silicon Rectifiers
- Silistors
- Suppressors
- Thermal Delay Switches
- Thermistors
- Thermocouples
- Transformers
- Transistors
- Tunnel Diodes
- Vacuum Capacitors
- Valves
- Zener Diodes

COMPONENTS GROUP

Standard Telephones and Cables Limited

Registered Office: Connaught House, Aldwych, London W.C.2.

COMPONENTS GROUP · FOOTSCRAY · SIDCUP · KENT

61.IM

1911



For the past fifty years "The Wireless World" has constantly performed an unfailing and vital service to the Radio Industry of Great Britain.

Within the half century there can have been no really worth-while development or technical achievement by British radio engineers which has not been accurately reviewed in the columns of "The Wireless World".

Bush Radio Limited take the opportunity to express their appreciation of this service and offer their congratulations in this Golden Jubilee edition





1961

FIRST WITH TELEVISION



The original Home Reception 'Televisor' set. 1930

CINTEL

Rank Cintel have a direct link with the very beginning of Television. To emphasize the physical aspects of this connection, portions of the fabric of John L. Baird's original Research Laboratory has been incorporated in the modern premises that have grown, over the years, on this historic site. Here, where Television history was made, Electronic history is still being made. Frontiers have widened, techniques changed but the spirit of leadership is still with RANK CINTEL.

RANK CINTEL LTD. Worsley Bridge Road, London S.E.26 HITher Green 4600

Announcing the

6th INTERNATIONAL INSTRUMENT SHOW



The Polarad Microwave Receiver Model R-BI with RW-T Tuning Head is a triple conversion Superheterodyne Receiver, covering the frequency range from 2 to 75 kmc/s in one unit.



The Polarad CSG Electronic Sweep Generator has five interchangeable heads covering 1.0 to 16.0 kmc/s with wide range of sweep rates and continuously variable sweep width.



The Precision π magnetic recorder/reproducer is an advanced instrumentation tape recorder, fully transistorized and truly portable. Interchangeable components and accessories provide maximum versatility.

The F.S. 300 series instrumentation tape recorder measures only 5" x 4" x 2". It incorporates the Precision unique coaxially stacked reel system and provides facilities for multi-track recording up to 160 kc/s for 3½ minutes or 10 kc/s for 56 minutes. The entire electronics package includes record and reproduce channels, oscillator and timing reference.



Type 2305A Level Recorder is designed for the accurate recording of signal levels in the frequency range from 10 c/s to 200 kc/s as well as for DC signals. Levels may be recorded as a function of time or of frequency when the recorder is used in conjunction with one of the B & K Beat Frequency Oscillators or Frequency Analyzers.



The Polarad Model SA-84W Spectrum Analyzer is a portable instrument covering the range from 10 to 40880 mc/s in a single unit. It provides a spectrum analysis display for precise measurements of wide and narrow pulses, F.M. characteristics, and harmonic and spurious content of signals.

The 1961 INTERNATIONAL INSTRUMENT SHOW, once again sponsored by B & K Laboratories Limited, will be larger and more varied than ever. Over 50 manufacturers representing 10 countries will be exhibiting the world's most advanced instrumentation and electronic apparatus.

Illustrated opposite are but a few of the hundreds of exciting exhibits. For further details of these, or complimentary tickets for the show, contact:—

B & K LABORATORIES LTD.

Telephone: GROsvenor 4567

4 Tilney St., Park Lane, London W.1.

June 19th – June 23rd 1961


A.T.E. & WIRELESS WORLD
CELEBRATE
50 YEARS
OF SERVICE TO THE
RADIO WORLD

A.T.E. congratulates the Wireless World on its Golden Jubilee, an event which coincides with the fiftieth anniversary of the Company's own experiments in radio. These led naturally to it entering the domestic market in the 1920's with the "Claritone" headphones and loudspeakers which were to earn a world-wide reputation for their quality. Investigations in radio telephony, particularly in channelling equipment for micro-wave transmission systems, have been continuous. A.T.E. supplied the world's first single channel v.h.f. harbour radio system to Liverpool Mersey Docks and Harbour Board in 1950 and have since supplied single and multi-channel v.h.f. radio systems for telephone subscribers in all parts of the world. A.T.E.'s activities at present are concerned with the applications of electronics in tele-communication with particular reference to telephony, telegraphy, telemetry and computer design.

AUTOMATIC TELEPHONE & ELECTRIC CO. LTD.

Strowger House, Arundel Street, London, England. Strowger Works, Liverpool 7

ATE



AT1241



LOW FORCE 'UNITOR' PLUG & SOCKET

The Ferranti Unitor has been designed to satisfy the need for a reliable multi-pole plug and socket with a low insertion and withdrawal force suitable for use with rack-mounted electronic equipment, where electrical connections are required at the rear of the sub-units. It is also entirely suitable for use with either free plug or free socket.



FORTH SERIES TRANSFORMERS

The Ferranti Forth Series Resin Cast Transformers and Chokes have been extensively adopted for airborne and missile applications in view of the significant saving of weight and volume which can be achieved over conventional types. The range is designed to meet inter-service specifications.



PRECISION POTENTIOMETERS

The Ferranti range of Precision Potentiometers is designed to provide analogue conversion from mechanical rotation to an electrical signal. They have a wide range of uses in flight simulators, flight trainers, airborne flight instruments, computers and similar applications.



DIGITAL VOLTMETER

The use of digital instruments for the measurement of voltages has now become established in many fields such as production testing, calibration, data handling and quality control. Ferranti are now able to offer a 4 digit voltmeter which, while retaining all the features of the previous 3 digit model, will enable a greater accuracy to be obtained.

FERRANTI

First into the future

FERRANTI LTD · FERRY ROAD · EDINBURGH 5 · SCOTLAND
Telephone : DEAn 1211



"Belling-Lee"

COMPONENTS

As one of their oldest regular advertisers* of components, Belling & Lee Ltd. offer warmest congratulations to the "Wireless World" on the occasion of their Golden Jubilee. We are proud to share with them such a fine tradition in the annals of wireless history, a tradition to which intregrity, quality, and forward looking have been the major factors which have contributed to the joint success of each.

* *The first advertisement appeared on February 18, 1925.*

Regd.

PLUGS & SOCKETS · GLASS SEALS · TERMINALS
CIRCUIT PROTECTION DEVICES
INTERFERENCE FILTERS · RECEIVING AERIALS

BELLING & LEE LTD
GREAT CAMBRIDGE ROAD, ENFIELD, MIDDX., ENGLAND

Telephone: Enfield 5393 · Telegrams: Radiobel, Enfield

SIMPLEST FASTEST NEATEST...

A-MP Termashield ferrules are one-piece units for attaching earth taps to screened wiring. One operation of the A-MP crimping tool permanently attaches the ferrule to the screen and one or two earth taps. The ferrule is only slightly larger in diameter than the screened lead. Attachment is speedy, electrical characteristics are excellent, and the attachment strong and permanent. As the system is solderless, there is no risk of dry joints and burnt insulation. Snap-on insulating caps, colour-coded, simply slide over the ferrules and are self-locking.

...AND MOST ECONOMICAL





TRADE MARK

* Trade Mark of AMP Incorporated, U.S.A.

AIRCRAFT-MARINE PRODUCTS (GT. BRITAIN) LTD.

Head Office: Dept. 15 AMPLO HOUSE, 87/89 SAFFRON HILL, LONDON, E.C.1

Tel: CHAncery 2902 (7 lines) Cables: AMPLO LONDON TELEX. Telex. 23513

SOUTH AFRICA: DISTRIBUTOR: E. S. MOWAT & SONS (PTY) LTD., 51-57 MILNE STREET, P.O. BOX 437, DURBAN, NATAL, SOUTH AFRICA.

ASSOCIATED COMPANIES IN: AUSTRALIA, U.S.A., CANADA, HOLLAND, FRANCE, GERMANY, ITALY, JAPAN, PUERTO RICO AND MEXICO

AP172



NEW MULLARD AVALANCHE TRANSISTOR

ASZ 23

Today you can specify a truly *dependable* avalanche junction transistor, for use in very high speed circuits. It is the Mullard ASZ23—a new *purpose-made* transistor that is manufactured by the Mullard alloy diffusion technique to give complete reliability of the avalanche mode. Mullard experience in the development of alloy diffused transistors has made possible the production of this high avalanche performance p-n-p junction transistor at a realistic price.

Here is a transistor to give the designer tremendous scope. The ASZ23 opens up a new field of nanosecond pulse techniques. A typical application is in the sampling oscilloscope circuit shown alongside.

Supplies of the ASZ23 are immediately available.

ASZ23 ALLOY DIFFUSION p - n - p JUNCTION TRANSISTOR

Absolute Maximum Ratings

Collector currents ic (pk) max	100mA
Reverse emitter-base voltage V_{eb} max	−2.0V

Temperature Ratings

Storage temperature limits	−55 to + 75°C
Maximum junction temperature	75°C
Junction temperature rise above ambient	0.6°C/mW
Junction temperature rise above case	0.5°C/mW

Typical Characteristics

at Tjunction = 25°C	
V_{cb} turnover at 1_{co} = 1mA, Ie = 0	−24V
R se time of output pulse In circuit shown	1ns

If you would like more detailed information, please write to the address below:

60mA pulse with rise time of 1 nanosecond

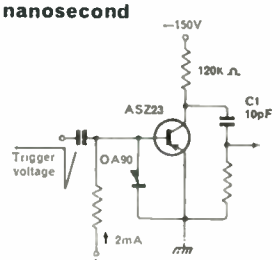

A typical method of obtaining a predetermined sampling by means of the ASZ23

another ALLOY DIFFUSION transistor

Mullard Limited · Semiconductor Division · Mullard House · Torrington Place · London WC1

Mullard

semiconductors for industry

SOUND TAPE RECORDERS



THE SOUND MASTER
105 GNS.

A decade of manufacturing experience

With ten year's tape recorder manufacturing experience Tape Recorders (Electronics) Ltd., makers of Sound Tape Recorders, have a background knowledge which enables them to produce fine, reliable equipment.
Ten year's experience lie behind the new Sound Master, a precision instrument engineered to professional standards of performance and reliability. It is a four track, three speed machine with separate recording and replay amplifiers. There are full facilities for mixing, monitoring and multiple superimposition, and 10 watts output, through the acoustically designed reflex loudspeaker system. The Master is, in fact, a complete magnetic recording system offering studio quality performance.
Sound Tape Recorders are available in a range of models to suit every pocket.
All are handsomely styled, and precision engineered for long, trouble-free life.

SOUND **TAPE RECORDERS (ELECTRONICS) LTD.**
784-788, High Road, Tottenham, London, N.17.
Telephone: TOTtenham 0811

B.B.C. TV Engineers use—

Conflex
Regd. Trade Mark
CONDUIT SYSTEM



—in the
New Television
Centre, London

The use of Conflex conduit system on the Telecine Routing Desk at the B.B.C.'s new Television Centre is a completely new approach to installations of this nature. Many troubles that are normally associated with circuit changing are completely eliminated.

Advantages of this system are many and include:—

- A high degree of flexibility—no metal fatigue.
- Terminations that fit British and American connecters, junction boxes, etc.
- Eliminations of special cable lays, moulded harnesses and problems involved in encapsulation.
- Simplification of connecter wiring and easier conductor changes.
- *In situ* assembly that requires no special tools.
- Provision for double-screening on R.F. circuits.

* *Write for technical details.*



The Telecine Control Desk

SUPERFLEXIT LTD · BUCKINGHAM AVE · SLOUGH · BUCKS

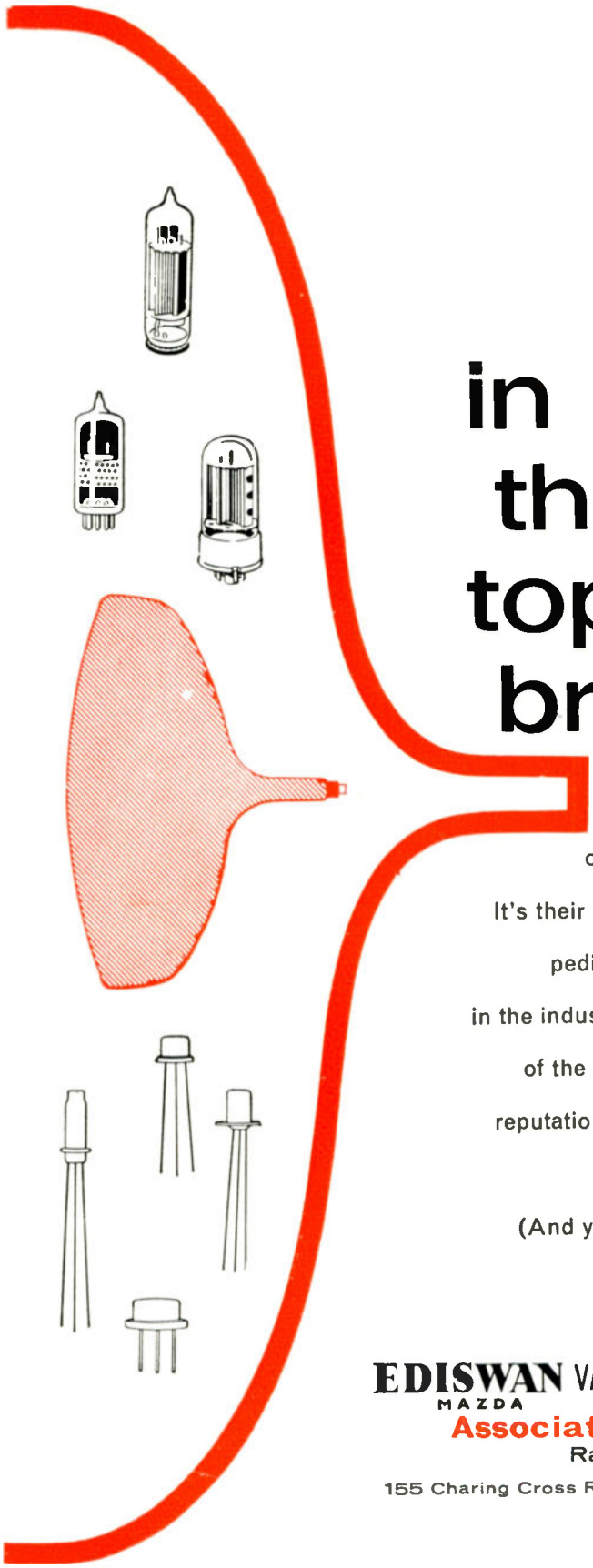

in the top bracket

Ediswan Mazda TV tubes go into many of the very best sets—sets in the top bracket. It's their natural place after all. Look at their pedigree; it includes the most famous names in the industry. See where they came from; some of the finest factories in the country. Look at their reputation—peerless! No wonder top bracket sets fit Ediswan Mazda Cathode Ray Tubes. (And you can say all that again for the valves and semiconductors).

EDISWAN VALVES, C R TUBES & SEMICONDUCTORS
MAZDA
Associated Electrical Industries Ltd
Radio & Electronic Components Division
155 Charing Cross Road, London W.C.2 Telephone: GERrard 9797

CRC 15/89

AN IMPORTANT NEW DEVELOPMENT

the *Airedale* free-standing speaker assembly

For many years the Wharfedale Omni-directional 3-speaker Corner System has been recognised as a superbly natural reproducer. It has been demonstrated in the major concert halls of many countries and has frequently stood the difficult test of comparison with live musical performances.

The AIREDALE is the latest version of this famous speaker presented for the first time in a one-piece free-standing assembly suitable for corner or along-the-wall location.

The smooth, clean bass is characteristic of the high flux 15in. unit which is now fitted with roll surround.

The 8in. mid-range and 3in. treble units face upwards for omni-directional treble, and are arranged in a manner which imparts a natural airiness to the reproduction.

Cabinet resonance is avoided by loading the larger panels with ceramic tiles. Some idea of the solid construction is given by the fact that the total weight exceeds ¾ cwt.



UNITS:

W15/RS fitted with heavy cone and impregnated cloth roll surround for minimum distortion.
SUPER 8/FS SUPER 3
Half-section three-way separator unit with cross-over frequencies at 400 c/s and 5,000 c/s.

SIZE: 39 x 28½ x 14in.
WEIGHT: 91 lb complete.
IMPEDANCE: 12/15 ohms only.
MAX. INPUT: 15 watts.

Individual controls for middle and treble response are located in the rear panel.

PRICE £65-0-0

Available in whitewood or fully finished with a choice of walnut, oak or mahogany veneers. Tropical model also available at extra cost.
Fully descriptive literature free on request.

Wharfedale
WIRELESS WORKS LTD

IDLE, BRADFORD, Yorkshire
Tel : Idle 1235/6.
Grams : Wharfdel, Idle, Bradford.

GD514

HERE'S



MARK 5 DECK
28 GNS.

where you get performance!

A tape recorder is only as good as its deck. This is where precision in manufacture and assembly is vital for professional standards of recording and reproduction. In the Brenell Mark 5 deck there's a rare combination of advanced technology and an almost-forgotten kind of craftsmanship.

The Mark 5 deck has a remarkable, new main motor of a type widely regarded as the most efficient to be used in tape recording. The HYSTERESIS SYNCHRONOUS MOTOR, with a balanced outer rotor and a heavy, statically and dynamically balanced flywheel. It brings 'wow and flutter' down to below .1% at 7½ ips!

This and the other components providing the specification shown below are assembled with fanatical care. Brenell Mark 5 (and all other equipment) production is an individual task which is repeatedly checked and tested. Nothing less than mechanical and electrical perfection will do.

At 28 gns., you'd be missing a great deal to pay less and there's no need to pay more.



3 STAR



MK. 5

Abridged specification

3 INDEPENDENT MOTORS
4 RECORDING SPEEDS
FAST REWIND in either direction. 1,200ft. reel rewound in 45 seconds.

WOW AND FLUTTER	FREQUENCY RANGE:
Below .05% at 15 ips	15 ips: 50/16,000 c/s ± 3db
Below .1% at 7½ ips	7½ ips: 60/12,000 c/s ± 3db
Below .15% at 3¾ ips	3¾ ips: 60/7,000 c/s ± 3db
Below .25% at 1⅞ ips	1⅞ ips: 60/4,000 c/s ± 3db

SELECTIVE FREQUENCY CORRECTION at 15, 7½ and 3¾ ips. ACCEPTS 8½in. REELS, PAUSE CONTROL, DIGITAL REV. COUNTER, PROVISION FOR EXTRA HEADS.

Brenell

TAPE RECORDERS:

3 STAR: 58 GNS.
MK.5: 64 GNS.
3 STAR. R/P STEREO: 89 GNS.
MK.5 R/P STEREO: £99.12.0

* ¼ track available with 3 Star models

Full details and the address of your nearest stockist from the Sole Manufacturers
BRENELL ENGINEERING CO. LTD. · 1a DOUGHTY STREET · LONDON WC1 CHAN 5809 & HOL 7358



CONTROL DESK—CABINETWORK BY LOCKWOOD

Central Apparatus Room, British Broadcasting Corporation, Television Centre, London, W.12
Manufactured in conjunction with the Planning & Installation Dept., B.B.C.

Wireless World

CONGRATULATIONS

on your

GOLDEN JUBILEE

It has given us pleasure to have been associated with you for nearly 30 years



Lockwood Studio Monitoring Loudspeaker

LOCKWOOD

ACOUSTIC AND ELECTRONIC EQUIPMENT

LOWLANDS ROAD · HARROW · MIDDX · BYRON 3704

ADCOLA
(Regd. Trade Mark)

SOLDERING INSTRUMENTS AND EQUIPMENT

PRODUCTS FOR PRODUCTION

SUPPLIED IN ALL VOLT RANGES

ALL BRITISH MANUFACTURE

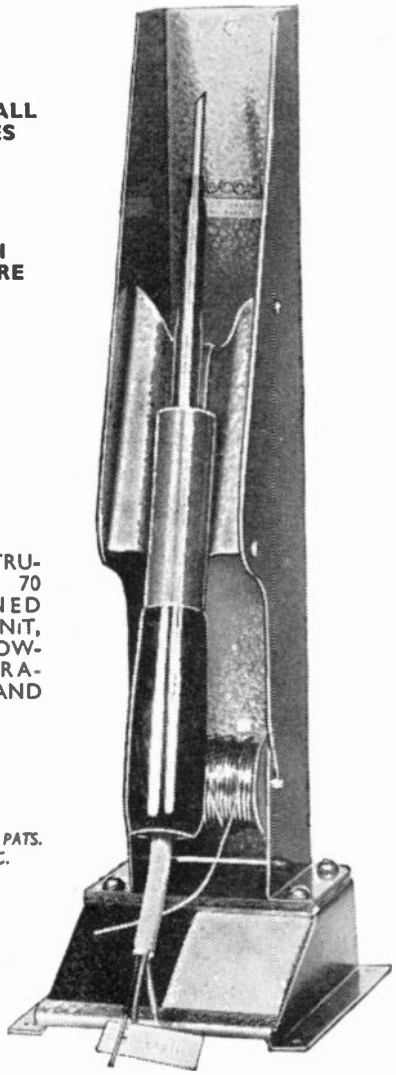

ILLUSTRATED

SOLDERING INSTRUMENT, LIST No. 70 WITH COMBINED PROTECTIVE UNIT, LIST No. 700 SHOWING WIPER/ABRASION PAD AND SOLDER REEL.

BRITISH AND FOREIGN PATS. REG. DESIGNS ETC.

APPLY FULL PARTICULARS

ADCOLA PRODUCTS LTD.

HEAD OFFICE

GAUDEN ROAD, CLAPHAM HIGH ST., LONDON, S.W.4

Telephones: MACaulay 4272 & 3101

Telegrams: "SOLJOINT," LONDON

AUSTRALIAN OFFICE: 420 ST. KILDA ROAD, MELBOURNE, S.C.2



In chess the major pieces exercise **REMOTE CONTROL**

For the same flexibility of manœuvre in design use

S.S.White Flexible SHAFTING

The knowledge and experience of our advisory department is always at your disposal. Ask for an engineer representative to call.

S.S.White

THE S. S. WHITE DENTAL MFG. CO. (G.B.) LTD.

INDUSTRIAL DIVISION

Britannia Works, St. Pancras Way, London, N.W.1.

Invaluable technical handbook available on request to Dept. W.

R.C-12

17″ 19″ 21″ 23″
110° 114°

LONG OR SHORT NECK

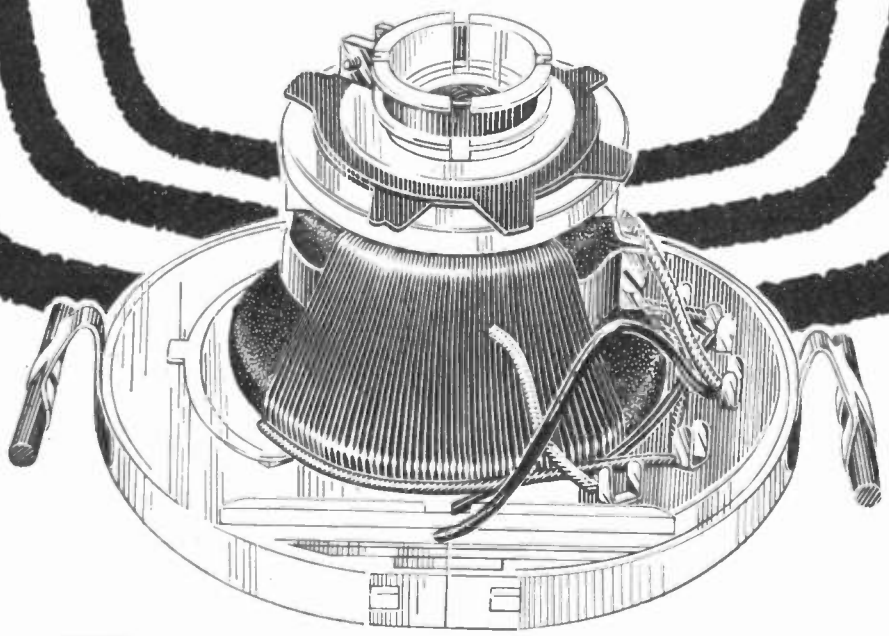

A Plessey SCAN COIL FOR EVERY TUEE

The new Plessey scan coil, designed for operation with the full range of 110° and 114° tubes, incorporates several novel features which improve performance and versatility.

- Polypropylene moulding to withstand elevated temperatures in service
- Smaller size to suit shortest tubes
- Frame and line coils available in wide range of inductance values
- Ferrite loaded plastic shift rings remain permanently magnetised and do not absorb power from the frame coils
- Three methods of picture correction available.

THE PLESSEY COMPANY LIMITED | **Components Group, Tuners and Wound Components Division · Ilford · Essex · Telephone 3040**

Overseas Sales Organisation: Plessey International Limited, Ilford, Essex

TV18

Arcolectric

SWITCHES & SIGNAL LAMPS

T.225: Miniature Slide Switch
D.P. change-over switch

S.L.166: Very small low cost
mains neon indicator

T.280: Sensitive Snap Action Switch
Popular switch for tape recorders

T.626: Double pole 3-AMP switch
with tags to fit printed circuit boards









Write for Catalogue No. 132

ARCOLECTRIC SWITCHES · LTD

CENTRAL AVENUE, WEST MOLESEY, SURREY. TEL.: MOLESEY 32 32

AUTOMATIC CONTINUITY & INSULATOR TESTER (A.C.I.T.)

for the FASTEST-EVER

TESTING OF MULTI-CORE CABLES



Example of testing speed 25 pt cable tested:—
625 insulation tests, 25 leakage to screen, 25 continuity tests—all in 25 seconds.

Insulation faults are shown and faulty circuits indicated by lamps. Cross connected circuit leakages to screen are discovered, also involved circuits indicated.

Continuity tests are carried out with low voltage, insulation tests 500 v. A.C.I.T. stops automatically after discovering any fault or when the test is finished.

Brass type Plessey Mk. IV sockets and plugs are used, also an aluminium version Mk. IV is available if required. A.C.I.T. is built for 25, 50 or to order for more circuits. Fully descriptive leaflet on request.

P.C.A. RADIO, BEAVOR LANE, HAMMERSMITH, LONDON, W.6. Telephone: Riverside 8006

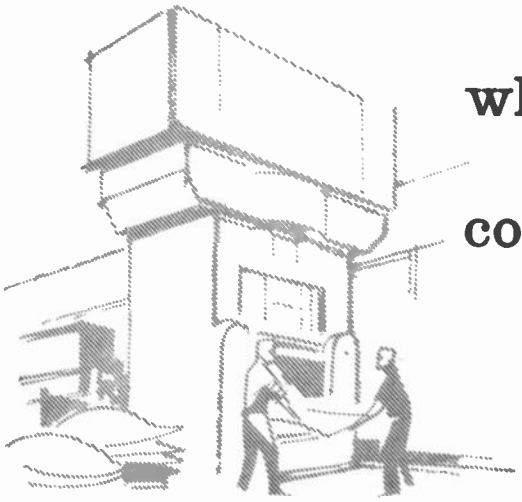

wherever rugged contactless control equipment is vital you'll need Sanders

STATIC SWITCHING SYSTEMS



The Proximity Switch will provide a signal to operate a Basic Logic Unit, whenever a mass of ferrous material comes within 5mm of the operating face. Having no moving parts, it is an encapsulated wound component suitable for use in conditions of vibration, shock, dust, damp—in fact, in any environment where the epoxy potting compound and the cable gland will not be damaged.

The Contactless Changeover Switch, a form of differential transformer, will provide signals to operate Basic Logic Units, changing over when the armature is rocked by about 1.5 degrees i.e. 1mm movement at one end. Apart from the solid steel armature which pivots on a stainless steel pin in a bronze bush, there are no moving parts; the body of the device being similar to that of the proximity switch.

The Basic Logic Unit provides the normal logic functions i.e. OR, AND, AND / NOT, LATCH etc. The standard inputs signal is 1.5 Volts at 68 ohm, although pre-amplifiers can be provided if required. An output of 900mW into 47 ohms is normal for the basic logic unit, sufficient to drive any Sanders transductor from 1 Watt output to 10kW output.
The latching units have a "MEMORY" facility enabling them to remain latched during total power failure.

This Static Switching System provides control equipment without the use of electrical contacts which may corrode, weld or wear out and with the minimum moving parts required to provide the initial information to the system. The only electrical components used in the entire system are encapsulated transductors, wirewound resistors, transformers and silicon rectifiers—components used well within the manufacturers' limits to ensure reliability.
The information fed to the basic logic units can be derived from photo-electric cells, tacho-generators and any device that will provide a few milliamps into a 100 ohm winding.

This is one of a series of new instruments and components by

THE Sanders GROUP OF COMPANIES

W. H. SANDERS (ELECTRONICS) LTD

GUNNELS WOOD ROAD · STEVENAGE · HERTS
Telephone · Stevenage 981. Telex 82159 Sanders Stev.

SUPERB EQUIPMENT BY **Connoisseur**



Omni-directional speaker enclosures in distinctive formica walnut finish designed to take 8in. speaker unit and a 3in. high-frequency unit. Cabinet height 3ft. 4½in.
Length 1ft. 4in., depth 12in.
Price £22/10/-.

FOR STEREO OR MONAURAL



Stereo Pickup Mark III. Designed to accept both monaural and stereo heads. Adjustable for heights of various turntables. Pickup head specification identical with the Type C31. Arm only £3 plus 19/11 P.T. Stereo head £7/19/11 inc. tax.
Mark II diamond head £3/13/3 inc. tax.
Mark II sapphire head £4/13/3 inc. tax.



Stereo Pickup Type C31.
Pickup arm fitted with integral lifting device. The pickup head employs miniature ceramic units, frequency range 20-16,000 c.p.s., output 20mV with channel separation of 20-25 dbs. Downward pressure 3½-4 grams. Diamond stylus. Will accept Mark II monaural heads. Pickup (complete as illustrated), £9/15/- plus £3/4 10 P.T.
Pickup head £8 plus £1/19/11 P.T. Pickup arm £3/15/- plus £1/4/11 P.T.

SEND FOR FREE LEAFLET.
Also available: 3-speed motor. Console to take 2- or 3-speed turntable, pickup, stereo amplifier and pre-amplifier.



New-styled 2-speed transcription motor finished in matt black and silver. Full 12in. heavy aluminium turntable. 2 speeds 33⅓ and 45 r.p.m. Synchronous motor dynamically balanced, precision ground and lapped shaft, nylon adjustable bearings, neon on/off indicator.
PRICE £14 plus £4/13/1 P.T.



Stereo amplifier and control unit Type 88A.
Twin channel delivering 7.5 watts per channel with ultra-linear output stage. Inputs for P.U., tape and radio. Sensitivity being 6 mV. Separate treble and bass controls. Pre-amp £16 10/- Amp. £24/10.

A R SUGDEN & CO (ENGINEERS) LTD. MARKET STREET, BRIGHOUSE

Reduce with the your press tool costs **HUNTON** UNIVERSAL BOLSTER OUTFIT



In addition to the range of Punches and Dies ⅛in. to 3⅜in. dia. available from stock, some of the tools usually required in the Radio and Electronic Industries have been standardised for use with the Hunton Universal Bolster Outfit. Illustrated here are a few which can be supplied quickly or from stock.
In London and Home Counties, ask for a practical demonstration in your own works.
Write for illustrated brochure W.W.1.

HUNTON LTD.
Phoenix Works,
114-115, Euston Road, London, N.W.1
TELEPHONE: EUSton 1477 (3 lines) *Telegrams:* Unotonexh, London

MAIN DISTRIBUTORS FOR LANCASHIRE, YORKSHIRE AND CHESHIRE

JAS. H. VICKERY & CO. LTD.
21 Bradshaw Street, Manchester, 1
Telephone: Blackfriars 3221. Telegrams: Vickery Manchester

Hewlett-Packard

Microwave measuring equipment

Hewlett-Packard, internationally-known electronic test instrument manufacturer, offers a complete line of microwave measuring equipment.
A few of many -hp- microwave measuring instruments are shown here.



-hp- 382 A Precision Attenuators
are direct reading, have one-control tuning and high power handling capacity. Attenuation 0 to 50 db full range, independent of frequency. For all bands, 3.95 to 40.0 KMC.
Price £ 113 to £ 205



-hp- 430 C Microwave Power Meter
gives instantaneous, automatic power readings direct in dbm and mW; usefull at all frequencies for which there are bolometer mounts.
Range 0.02 to 10 mW.
Price £ 99



-hp- 752 Multi-Hole Couplers,
precision couplers available with coupling factors of 3, 10 and 20 db, directivity better than 40 db, coupling variation not over ± 0.5 db.
Coupling accuracy ± 0.4 db, except highest ranges. For all bands 2.6 to 40.0 KMC.
Price £ 41 to £ 154



-hp- 415 B Standing Wave Indicator
for all slotted waveguide and coaxial sections. Reads in SWR or db; operates at any one frequency 315 to 2020 cps. 0.1 μV sensitivity full scale, 60 db attenuator.
Price £ 79



-hp- 487 B Thermistor Mounts,
no tuning, SWR 1.5 maximum, except highest bands; maximum power 10 mW. Each unit covers full frequency range of its waveguide; virtually no thermistor burnout due with high temperature coefficient thermistors. For all bands 3.95 through 40.0 KMC.
Price £ 31 to £ 93



-hp- 532 A Waveguide Frequency Meters,
wide band, direct reading, no interpolation or charts. Transmits almost full power at resonance; choke plunger tuning eliminates sliding contact. For H, X, P, K, R bands, 7.05 to 40.0 KMC.
Price £ 61 to £ 113



-hp- 477 B Coaxial Thermistor Mount
for frequency range 10 MC to 10 KMC. SWR less than 1.5. Thermistor element is 200 ohm negative. No tuning, not susceptible to burnout.
Price £ 31
(includes thermistor)

Many world-famous Hewlett-Packard laboratory instruments are now made in the new Hewlett-Packard GmbH plant at Böblingen, near Stuttgart. Here quality engineering and lastest manufacturing techniques bring you instruments of exceptional performance at moderate price.

Prices delivered U. K. exclusive of duty where payable. Continuous progress in design may affect the above specifications which are therefore subject to change without notice. For information, technical sales and engineering help, or a demonstration please write or call



Hewlett-Packard S.A.

Geneva (Switzerland) Rue du Vieux-Billard 1, Tel. (022) 26 43 36
Exclusive Distributor for United Kingdom:
LIVINGSTON LABORATORIES LTD.
RETCAR STREET, LONDON, N. 19
Telephone: ARChway 6251 HPSA - 2 - 412

leads the way



designed for

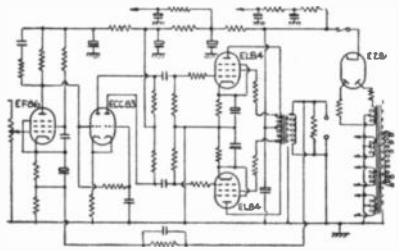

Type AS.7012*, Solent series Audio Output Transformer, has been designed especially for the Mullard 5 Valve 10 Watt High Quality Amplifier, and is capable of the highest quality reproduction. The static frequency response (without feedback) is within 0.5 db. from 20~ to 25,000~, and there is appreciable response at 50 kc/s. and above. Primary tappings for feedback are provided at 43% and 20% of the windings, and the secondary windings are suitable for 3.75Ω and 15Ω with identical characteristics on both outputs. A response curve, panel layout and loudspeaker connection chart are included with each transformer. Priced at 49/3, it can be obtained through your local radio dealer, or direct from us, post free.

*This is one of twenty-two Audio Transformers in the Solent and Miniford series described in Gardners new leaflet "S/M" especially prepared for retailers and private users, which includes over a hundred standard Mains Transformers and Chokes. We shall be pleased to post you a copy upon request.

Below is reproduced the response curve of the AS 7012 which is typical of the whole of the Solent Series.

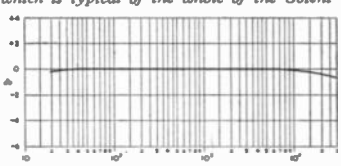

Gardners

GARDNERS RADIO LTD
CHRISTCHURCH, HANTS. Tel.: Christchurch 1734

The

Superspeed

Soldering Iron

heats up from cold in 6 seconds

Designed on an entirely new principle, this lightweight, versatile iron is eminently suitable for soldering operations in the radio, television, electronic and telecommunication industries. For test bench and maintenance work it is by far the most efficient and economical soldering iron ever designed.

Length, 10"; weight, 3½ ozs.

For best results with this iron use ENTHOVEN SUPERSPEED CORED SOLDER and ALUMINIUM CORED SOLDER



- **Activated by light thumb pressure on the switch ring. When pressure is released, current is automatically switched off—thus greatly reducing electricity consumption, wear on copper bit and carbon element.**
- **Can be used on 2.5 to 6.3 volt supply (4 volt transformer normally supplied) or from a car battery.**
- **More powerful than conventional 150-watt irons; equally suitable for light wiring work or heavy soldering on chassis.**
- **Simple to operate; ideal for precision work.**
- **Requires minimum maintenance—at negligible cost; shows lowest operating costs over a period.**

LIST PRICES	
IRON	39/6
TRANSFORMER	35/6
All prices and trade discounts subject to revision	

ENTHOVEN SOLDERS LTD.
(Industrial Equipment Division)
Sales Office & Works :
Upper Ordnance Wharf, Rotherhithe Street. London, S.E.16. Tel.: BERmondsey 2014.
Head Office :
Dominion Buildings, South Place, London, E.C.2. Tel.: MONarch 0391

meters made to measure



This multi-range meter, using Sangamo Weston S.157, is one of several similar instruments produced by Anders for Ultra Electronics Limited within 14 days. The meters are used in Ground Test Equipment supplied to B.O.A.C. (shown below) for testing the Ultra Engine Throttle Control fitted in Bristol Britannia Aircraft. A typical example of the quick service Anders are giving to many famous firms. Anders are indebted to Ultra Electronics Limited and B.O.A.C. for permission to illustrate this equipment.

special multi-range meter produced for Ultra in 14 days



The Anders Instrument Centre is in a unique position to meet the most urgent, and the most unusual, meter requirements from production, development and research. Most standard meters are available immediately from stock. Non-standard meters are calibrated, tested, and normally ready within 10-14 days. All shapes; sizes from 1½" to the largest switchboard meters. All well-known makes and all types including moving coil, moving iron, thermocouples, electrostatic, dynamometers and full range of meter accessories. Anders would like to demonstrate the kind of service they can give you and look forward to your enquiries, by letter or by telephone.

ANDERS ELECTRONICS LIMITED

103 Hampstead Road, London NW1. Tel: EUSton 1639

Contractors to GPO and Government Departments.
Ministry of Aviation approved.

METERS, ELECTRONIC AND TEST EQUIPMENT TO INDIVIDUAL SPECIFICATIONS

NEW from S. G. Brown . . . .

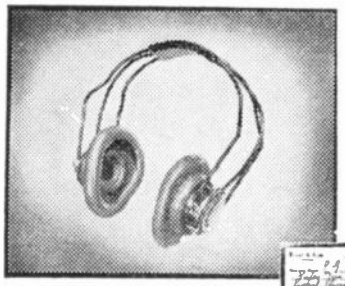

SUPER K HEADPHONES

The "Super K" Headphones are the newest product of S. G. Brown Ltd., and are designed especially for High Fidelity Stereo requirements. They are attractive in appearance, extremely comfortable to wear and incorporate plastic head band and earpieces.



Spans 9 Octaves

These Frequency Response curves were produced under the following conditions:

BEAT FREQUENCY OSCILLATOR Type 1014 producing a signal of 2.5V. (modulated to 32 c/s with a swing of 30 c/s) to SUPER K EARPIECE, close coupled to ARTIFICIAL EAR Type 4109 with 6 c.c. coupler, measured signal being amplified by MICROPHONE AMPLIFIER Type 2603 and recorded on a Type 2304 LEVEL RECORDER Recorded Medium shows Response flat ±1 dB 20 c/s–6,000 c/s; 6 dB reduction to 12,000 c/s., with continued reduction to 20.000 c/s. Nine octaves pianoforte coverage from 24 c/s to 7,800 c/s.

Write for full information to:

S.G.Brown LTD. SHAKESPEARE STREET • WATFORD • HERTS

Telephone: Watford 27241

TAKE YOUR PICK

Our wide range of capacitors, incorporating all the latest developments, are described fully in these new leaflets . . .

SEND NOW for COPIES

DALY has succeeded in maintaining full capacity values and working voltages in more compact designs, specially suited to ultra modern equipment :—

PHOTO-FLASH EQUIPMENT • DEAF AIDS
PRIVATE TELEPHONE INSTALLATIONS
AMPLIFIERS • D.C. POWER UNITS
TRANSISTOR EQUIPMENT
MAGNETISATION EQUIPMENT
TEST GEAR



DALY
ELECTROLYTIC CAPACITORS

Condenser Specialists for over 20 years.

DALY (*Condensers*) **LTD.,** WEST LODGE WORKS,

THE GREEN, EALING, LONDON, W.5. Phone : Ealing 3127-8-9. Cables: Dalcyon, London

Hermetic Sealing

STEATITE & PORCELAIN
NICKEL METALLISING
Quality Approved (Joint Service R.C.S.C.)
WILL MEET THE MOST EXACTING REQUIREMENTS

METALLISED BUSHES

Perfect Terminations

—made readily without special precautions by semi-skilled labour, employing simple hand soldering methods, R.F. Heating, Hot Plate, Tunnel Oven or similar mass production methods.

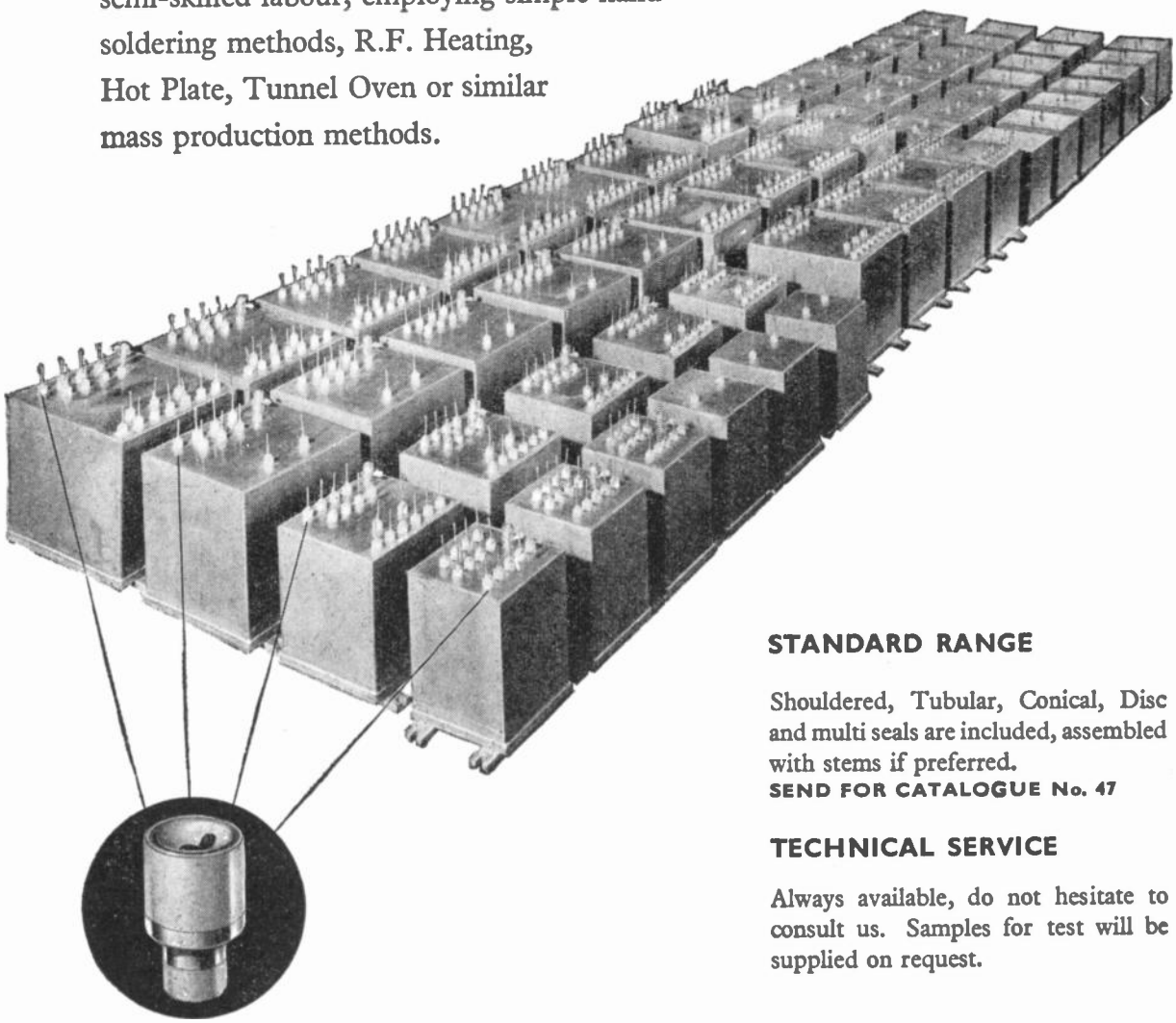

STANDARD RANGE

Shouldered, Tubular, Conical, Disc and multi seals are included, assembled with stems if preferred.
SEND FOR CATALOGUE No. 47

TECHNICAL SERVICE

Always available, do not hesitate to consult us. Samples for test will be supplied on request.

STEATITE & PORCELAIN PRODUCTS LTD.

STOURPORT ON SEVERN, WORCS. **Telephone: Stourport 2271** **Telegrams: Steatain, Stourport**

SP100



THE SYMBOL OF A MILLION MOULDINGS

Fibreform mouldings are pre-eminent among fibre mouldings and no indifferent moulding must be passed off as a Fibre Form product.

For this reason the Company has adopted the VF hallmark for the convenience that it will afford both the Company and its customers.

Fibreform mouldings may well improve your product and effect worthwhile economies. *Please explore the possibilities with our technical representative.*

Over 1 million large mouldings produced last year.
Over 250 complex shapes—from components to cabinets.
Complex shapes and large areas no problem.
Coloured and decorative finishes no problem.
High impact resistance—excellent strength/weight ratio.
The cheapest moulding for mass production

FIBREFORM

FIBROUS PLASTICS MOULDINGS

FIBRE FORM LIMITED

Garratt Mills Trewint Street Earlsfield London SW18
Telephone: Wimbledon 2386-7

MIDLAND WORKS
Lower Gornal Near Dudley Worcestershire
Telephone: Sedgley 2766-7

ELCOM

COMPONENTS for all RADIO and ELECTRONIC REQUIREMENTS

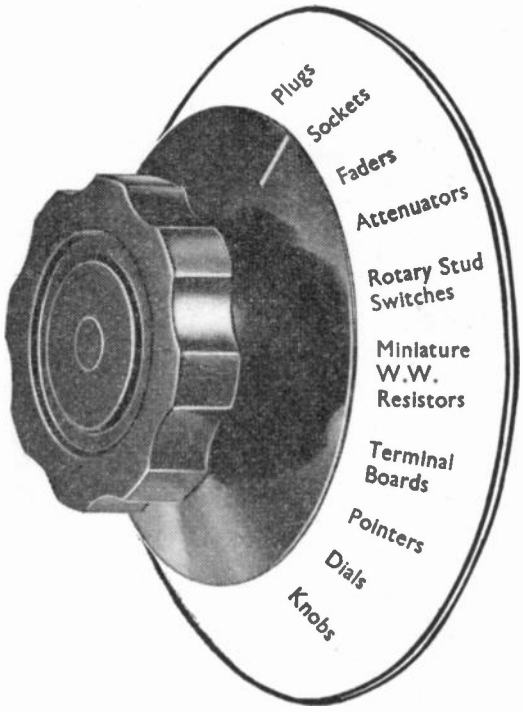

ELCOM, WEEDON ROAD INDUSTRIAL ESTATE, NORTHAMPTON. Telephone 1873/4

TECTONIC... the key to modern electronics



RADAR. Complete reliability is taken for granted by the Captain of a vessel fitted with Decca Marine Radar. He has faith in the quality of equipment designed and built by Decca who in turn have faith in the reliability of Tectonic Printed Circuits.

Tectonic are fully equipped to provide a complete service in the manufacture of printed circuits:—Design, Layout, Drawing, Photography, Printing, Tooling, Plating, Machining, Drilling, Punching, etc. Prototypes can be despatched within 24 hours of receipt of master black and white drawings. Many famous manufacturers have proved the reliability of Tectonic Printed Circuits—why not see how Tectonic can help with your problems?

WRITE FOR YOUR FREE COPY OF THE PRINTED CIRCUIT DESIGNERS HANDBOOK.

MODERN ELECTRONICS ARE BUILT ON TECTONIC PRINTED CIRCUITS



ELECTRONICS. The products of Rank Cintel have long stood as a hallmark of reliability. It follows that all components used must live up to this reputation, hence the use of Tectonic Printed Circuits.



RADIO. Synonymous with quality is the name Dynatron. For years Dynatron has held a reputation for supreme quality. Tectonic are proud to be chosen as their supplier of printed circuits.

TECTONIC PRINTED CIRCUITS

TECTONIC INDUSTRIAL PRINTERS LIMITED
WOKINGHAM, BERKSHIRE
TELEPHONE: 1150-1

SCOTTISH AGENTS: ELESCO ELECTRONICS LTD 2, FITZROY PLACE, GLASGOW, C 3.
LICENSEES UNDER BRITISH & WORLD PATENTS D.S.I.(A.) D.) APPROVED

COMPACT HI-FI *by* Armstrong



STEREO 55 *(illustrated)* 32 GNS.

TUNER-AMPLIFIER CHASSIS

An outstanding new Armstrong chassis combining AM and FM Tuners, a Stereo Control Unit and two High Fidelity 5 watt Amplifiers in one compact unit. In all its functions the Stereo 55 is designed for mono as well as stereo use so that up to 10 watts output is always available. Compare the features and specification of each section with tuners and amplifiers sold separately and then compare the cost.

Full VHF and medium bands ● Inputs for tape recording and playback ● Alternative pickup inputs ● Booster Unit available for low output pick-ups ● Input for possible future stereo radio ● Separate bass and treble controls and dual volume control for ease of balancing ● Free instruction booklet with every model.

STEREO 12 Mk. 2 42 GNS.

A new and improved version of the famous Stereo-Twelve. A total of 16 watts output is available from the two 8 watts push-pull amplifiers. VHF, with automatic frequency control, and medium and long bands. Inputs for recording and playback and for stereo radio if required in the future. Booster units are available for low output pick-ups, both mono and stereo.

Post this coupon or write for descriptive literature or call at our Holloway Showroom for full demonstration and professional advice on your installation. Open 9-5 including Saturdays.

NAME ..... W.M.S.

ADDRESS .....

.....

ARMSTRONG WIRELESS & TELEVISION CO. LTD., WARLTERS ROAD, LONDON, N.7 Telephone NORth 3213

ARDENTE

ARDENTE

MINIATURE TRANSFORMERS

Several hundred standard specifications available.
Enquiries for special transformers and associated electronic circuitry are welcomed and technical liaison is available between Ardente engineers and the customer

full technical data on request

ARDENTE

ARDENTE ACOUSTIC LABORATORIES LTD.
8-12 Minerva Road, North Acton, N.W.10
Phone ELGar 3925

MINIATURE COMPONENTS

ONE OF THE EMI GROUP OF COMPANIES

TEKTRONIX OSCILLOSCOPES



NOW BRITISH MADE in GUERNSEY (C.I.)

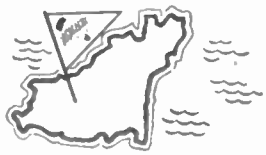

Deliveries from Guernsey production have been made for two years — now the first types to qualify for Duty Relief under Commonwealth Preference are :—

545A—Vertical amplifier bandwidth DC to 30M/cs.
Two time base generators:

Time Base A— Calibrated steps 0·1μS/cm to 5 S/cm. Continuously variable 0·1μS/cm to 12 S/cm; also X5 magnifier.

Time Base B— Calibrated steps 2μS/cm to 1 S/cm (to 0·4μS/cm with magnifier).

Versatile Triggering — Jitter introduced by delay and pick off circuitry less than one part in 20,000.
Calibrated delay 1μS to 10 S. Incremental accuracy 0·2%.
£609 *(Delivered U.K.)*

together with a wide range of Plug-in Units from
£53 *(Delivered U.K.)*

515A—Frequency response D.C. to 15 M/cs.
Vertical sensitivity continuously variable from 50mV/cm to 50V/cm. Calibrated sweeps from 0·2μS/cm to 2 S/cm (0·04μS/cm with X5 Magnifier). Uncalibrated sweeps continuously variable from 0·04μS/cm to 6 S/cm. Versatile triggering.
Two signal inputs with 60 dB separation. **£315** *(Delivered U.K.)*

The world's finest
PRECISION OSCILLOSCOPES
are now available to
BRITISH USERS
DUTY FREE

Other types of Tektronix Oscilloscopes are being made in Guernsey and additions to the Duty-free list will be announced over the next few months. Write now for full technical information to the sole Tektronix representatives in Great Britain:

LIVINGSTON LABORATORIES LIMITED
31 CAMDEN ROAD · LONDON · N.W.1 Telephone: Gulliver 8501 (10 lines)

The

Hatfield

R·F BRIDGE

Incorporating built-in crystal-controlled source and detector, the Hatfield LE300A R.F. Bridge will measure any three-terminal network. **Price £158.** Transistor adaptors and low Impedance adaptors available shortly.



For instant measurements in 5 directly calibrated ranges

Hatfield INSTRUMENTS LTD | Balun LTD. *First with Wide Band R.F. Transformers.*

The wide range of high quality Hatfield Instruments includes:
● Stabilised D.C. Power Unit. ● D.C. Amplifier ● A.C. Power Supplies.
● R.F. Variable Attenuators. ● Coaxial Switches ● Valve Milli-voltmeter.
● Balanced Crystal Modulator.

Write for fully illustrated brochures.

Dept. WW, BURRINGTON WAY, PLYMOUTH, DEVON. *Telephone: Plymouth 72773, Telegrams: SIGJEN, PLYMOUTH*

DEPENDABLE ELECTRONIC CONTROL EQUIPMENT





...BUILT TO SPECIFICATION

Realistic delivery dates for all types of equipment including

★ HEAT CONTROL UNITS
★ POWER SUPPLY UNITS
★ RELAYS TO SPECIFICATION
★ PHOTO-ELECTRIC UNITS
★ BATCH AND PROCESS COUNTERS
★ ELECTRO-MAGNETIC COUNTERS
★ SECURITY DEVICES

Capacity available for rapid and economic production to your specification. All equipment built to A.I.D. and I.E.M.E. standards.

Large stocks always available of the following:—
P.O. type 3,000 and type 600 relays, transistor relays, Siemens high speed relays, sealed relays by G.E.C., S.T.C. Siemens etc. Rotary transformers by Delco, Hoover etc.

ENQUIRIES TO

DEPENDABLE RELAY CO. LTD
INCORPORATING DEPENDABLE RADIO SUPPLIES
8A, Ainger Road, London NW3. Tel: PRI 8161
CONTRACTORS TO H.M. GOVERNMENT

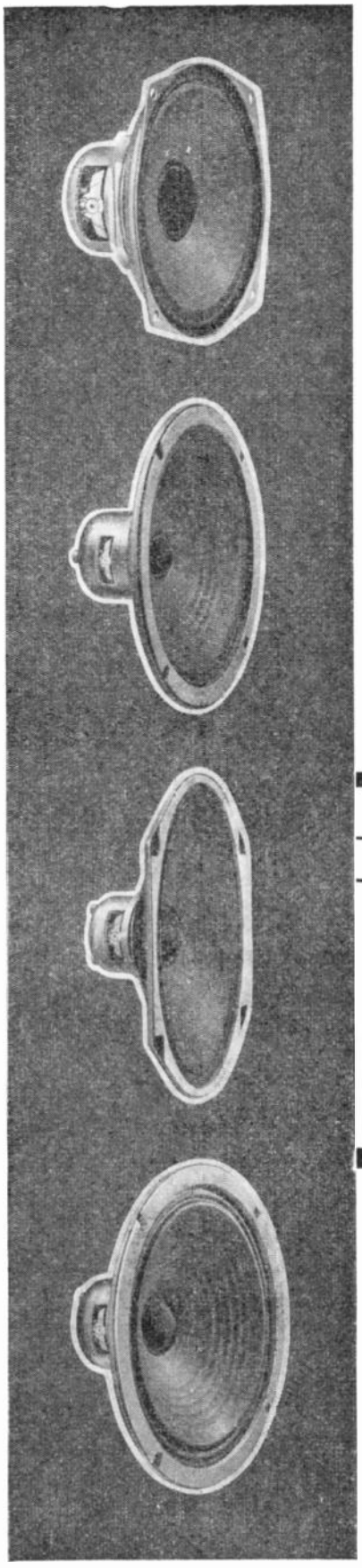

POPULAR REPLACEMENT SPEAKERS

For the guidance of the trade and public we publish below a list of the most popular ELAC replacement loudspeakers.

We have made this selection from our wide range of speakers as they cover practically all the requirements of the replacement trade.

The new prices are now operative.

POPULAR REPLACEMENT MODELS

Type	Ref	Flux	Retail Price	Purchase Tax
5in.	5G	6500 g	20/6	6/7
6½in.	6G	6500 g	21/6	6/11
7 x 4in.	47G	6500 g	20/6	6/7
7 x 3in.	37G	6500 g	20/6	6/7
8 x 3in.	38G	6500 g	20/6	6/7
8 x 5in.	58C	8500 g	24/6	7/10
8in.	8C	7000 g	25/6	8/2

All loudspeakers have Standard 3 Ohm impedance. Higher impedances can be supplied at an extra cost of 3/- plus 1/- Purchase Tax.

Please write for leaflets and further details.

ELAC

ELECTRO ACOUSTIC INDUSTRIES LIMITED

Stamford Works, Broad Lane, Tottenham, N.15 Tel: TOTtenham 0505

REMINDING ALL USERS OF

WIRE

(FROM COIL WINDERS TO CABLE MAKERS)

of the NEW range of improved performance

VERY HIGH SPEED – QUICK START TENSIONERS & DE-REELERS (PATENTED)

For all winding of coils transformers, motors, relays, resistances ALSO plastic extruding, tinning, bunching enamelling, drawing.

Offering THESE ADVANTAGES:

★ STATIONARY SUPPLY REEL MEANS TENSION IS INDEPENDENT OF WEIGHT OF REEL.

★ MUCH FASTER SPEEDS DUE TO MINIMUM OF INERTIA.

★ PATENTED CLUTCH: PERMITS FAST STARTS AND STOPS; GIVES A CONSTANT REVERSIVE PULL; KEEPS WIRE TIGHT BUT UNSTRAINED DURING WINDING; PREVENTS OVER-RUNNING WHEN STOPPING.

★ NO REEL SIZE IS TOO LARGE.

★ TENSION QUICKLY ADJUSTABLE TO FINE LIMITS.

★ ELIMINATES WIRE BREAKING OR STRETCHING.

USED BY MOST LEADING ELECTRICAL MANUFACTURERS IN GREAT BRITAIN INCLUDING A.E.I. Ltd., De Havilland, Electrolux, English Electric, E.M.I., G.E.C., Joseph Lucas, Plessey, S. Smith & Sons, Sperry Gyroscopes, Standard Telephones & Cables, Pirelli General Cable Co, Pye and B.I.C.C.

SPEEDS UP TO 1,300ft. per min. (1,433 metres per min.) on Light Duty and 40,000 yds. or metres per hour on the Heavy Duty. There is also a Semi-Heavy Duty model.

OVERSEAS AGENCIES OFFERED

SHAWNDEL "LIGHT DUTY" (36/52 SWG)



WIRES ·0076"/·0008" (·193/·019mm)

ALSO A "SEMI-HEAVY" WIRES ·014"/·004" (376/ 102mm)

SHAWNDEL NEW "HEAVY-DUTY" (16/38 SWG)



WIRES ·064"/·006" (1·63/·152mm)

SHAWNDEL FLYERS LTD

DEPT WW/461 OLYMPIA HOUSE, 72 QUEEN STREET, MAIDENHEAD, BERKS, ENGLAND. *Tel: Maidenhead 890 & 5723*

Our Sincere Congratulations TO "WIRELESS WORLD" ON THE CELEBRATION OF THEIR GOLDEN JUBILEE. *We cannot boast fifty years' progress as we are only 15 years of age, but we do boast of our progress. Do you remember our 1950 "Wireless World" advertisement covering a simple pre-set Test Oscillator at £2/19/6? Now we offer a far superior instrument at £3/17/6. "Ten times better with just 18/- increase over a period of 10 years." We could not be accused of increasing the cost of living. Thank you, "Wireless World," for showing our products to the world and while we thank you, the public, for buying them, congratulations for choosing a Good Instrument.*



MODULATED TEST OSCILLATOR MTO.1

★ Provides a modulated signal suitable for I.F. alignment, also trimming and tracking R.F. circuits.

★ Frequency is continuously variable from 170-475 kc/s and 550-1,600 kc/s.

★ Suitable for the alignment of transistor receivers.

★ Operates from a single 9-volt grid-bias battery (not supplied) which is housed within the unit.

★ The case is manufactured from steel and is finished in silver hammer. The front panel is gloss black bearing white lettering. Dimensions are 5 1/16in. x 4 1/16in. x 3in.

★ Supplied with full operating instructions.

PRICE £3/17/6

PLEASE SEND S.A.E. WITH ALL ENQUIRIES

DENCO (CLACTON) LTD.

(DEPT. W.W.)

357/9 OLD ROAD, CLACTON-ON-SEA, ESSEX

Gone — with the wind . . .



There's power in that floating seed to endure frosts, floods, and drought, and still to put down roots when the command comes. Scientists need this kind of power—compact, lightweight, enduring. Venner provide it in their Silver-Zinc Accumulators which, submitted to high and low temperatures, pressure variations, shock, vibration, or long periods without attention, still yield more power per unit of weight than any other electrical storage system.

VENNER SILVER-ZINC ACCUMULATORS

VENNER SILVER-ZINC ACCUMULATORS provide lightweight power for satellites, guided missiles, airborne equipment of all kinds, telemetering systems, etc.

Send for full technical details

Venner Accumulators Limited

KINGSTON BY-PASS, NEW MALDEN, SURREY. MALDEN 2442

A member of the Venner Group of Companies

ANOTHER ADDITION TO THE FORTIPHONE MINIATURE COMPONENT RANGE



Dimensions	=.80" × .90" × .37"
Temperature Range	=−55° to +125°C
Coil Voltage	=1.5 to 48V
Nominal Sensitivity	=120 mW
Actual Sensitivity	=40 mW
Contact Rating	=.3A at 50 V Max (will be uprated)
Vibration	=Better than 30g from 10 to 3,500 c/s

new miniature relay G.100 rugged, reliable and sensitive

TWO POLE CHANGE-OVER · LOW OPERATING POWER
SMALL SIZE · BALANCED ARMATURE
TWO COMPARTMENT SEALING

For further details please write to;— FORTIPHONE COMPONENTS DIVISION
(Dept. R.5.)
92 MIDDLESEX STREET, LONDON, E.1

FOR BERYLLIUM COPPER PRESSINGS TO THE CLOSEST TOLERANCES



CONSULT

BRANDAUER OF BIRMINGHAM



TOLERANCES NOW ± ·00025" :

By pioneering the use of beryllium copper and precious metals, Brandauer have achieved many manufacturing successes which can be of great value to you.

Today we are among the largest most sought-after fabricators of beryllium copper pressings in Britain—thanks to a hundred years of heat treatment experience, specialised plant, and ten years of research. Being craftsmen, experts and indeed the outstanding specialists in beryllium copper, we work with extreme precision in miniature and sub-miniature presswork; in certain circumstances, we regularly maintain an accuracy of plus or minus .00025in.

All components are made to customers' own requirements. It is significant that several million Brandauer units are in daily use in the radio television and aircraft industries, in radar installations, record players, switch gear electronic computers and a wide range of other equipment.

EARLY DELIVERIES OF FOUR SLIDE WORK:

This is also helpful. So are our large stocks of material. They enable us to quote early deliveries for most pressings and competitive prices for all. Therefore—for time and tolerance, quality and price, choose Brandauer. Further information and samples gladly sent on request.

BRANDAUER

Brandauer also specialises in precision pressings manufactured from all ferrous and non-ferrous materials including the cupro-nickel alloy .

C. BRANDAUER & CO. LTD., 401 NEW JOHN STREET WEST, BIRMINGHAM 19
Telephone: ASTON CROSS 3818

LOUDSPEAKERS FOR ALL PURPOSES

CELESTION

Acknowledged leaders for 35 years in the design, development and manufacture of loudspeakers for all purposes . . . world famous for quality of reproduction, sensitivity in performance and long life under all climatic conditions.

Rola Celestion Ltd. FERRY WORKS, THAMES DITTON, SURREY.
Telephone: EMBerbrook 3402/6. Telegrams: VOICECOIL, THAMES DITTON.

Telonic

SWEEP GENERATORS

for UHF and VHF Television
Production · Testing · Alignment



Telonic sweep generators checking TV tuners in production

For production or engineering
Models for every TV specification — American, European, Australian, Italian, etc.

Covering UHF, VHF and IF ranges

Built-in markers show alignment points for audio and video frequencies

Rugged construction — long, trouble-free life

Used internationally for television receiver production

Telonic sweep generators and accessory equipments are in use throughout the Free World wherever quality TV sets are made. They have set the standard of excellence both on the production line and in the design laboratory.

Telonic has sweep generator models available to meet every commercial television standard including those in use in the U.S.A., England, France, Germany, Italy, Australia, and Japan. If special operating specifications are required, Telonic engineers will adapt instruments to meet them. Simplicity and rugged design of these units assures long, trouble free service and easy maintenance.

For complete information on Telonic sweep generators for the TV industry, write for catalog 2038, to —



Model SN-3 (UHF)
Range 440 to 930 mc
Bandwidth— .02—10%
AGC'd Flatness



Model SV-7 Series (VHF)
IF and 12 channels
Video and audio markers
AGC'd Flatness

LIVINGSTON LABORATORIES
Retcar Street
London N 19, England

You'll hear nothing but good of ZONATAPE



This is hardly surprising if we tell you that Zonal Magnetic Coatings are those most commonly used in film, broadcasting and television studios.

It is against this professional background of experience and exacting standards that we present Zonatape as the new standard in ¼in. quality tape for home recorders.

If you would like to hear more about Zonatape send for leaflet "*The basis of every good magnetic recording.*" If you would like to hear Zonatape visit the Audio Fair (Stand 33, Demonstration Room 214) or ask your Zonatape dealer.

Zonal Film (Magnetic Coatings) Ltd. The Tower, Hammersmith Broadway, London, W.6. Tel.: Riverside 8741

Telemetry Signals from Sputnik III

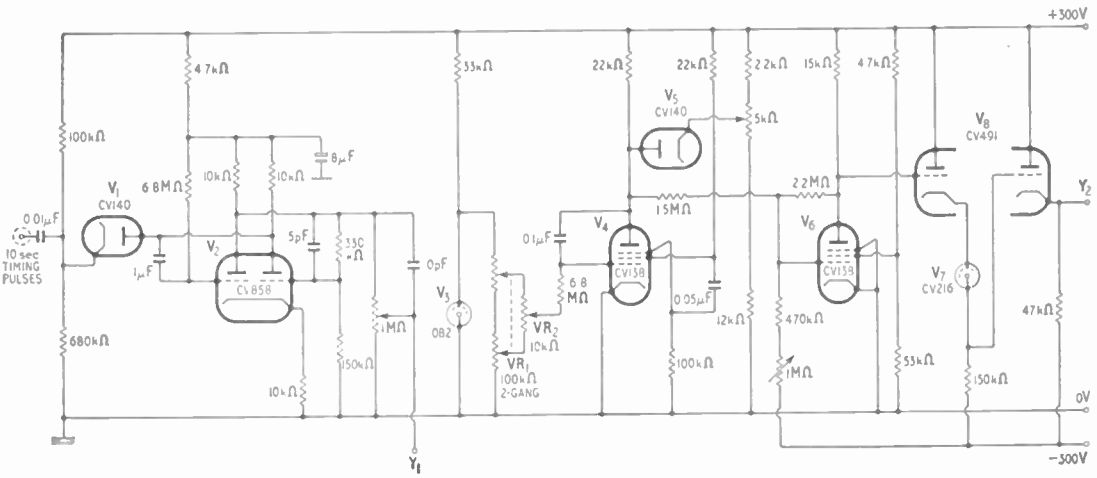

This article in the current March issue of ELECTRONIC TECHNOLOGY describes equipment used for transcribing te'emetry signals from the Russian satellite Sputnik III from magnetic tape on to 35 mm. photographic film. The resultant record, samples of which are shown, is in raster form showing successive keying cycles one under another. The telemetry encoding system used in the satellite is also described and the results of the analysis of two transits are included and briefly discussed.

ARTICLES IN THE APRIL ISSUE INCLUDE:

A CURRENT REGULATOR AND SWEEP MECHANISM

A simple regulator and sweep mechanism for controlling the output of a d.c. generator is described in this article. The regulator uses a single-ended error-signal amplifier and no reference battery is required. The sweep mechanism can vary the output current automatically over a wide range, and the arrangement, which has a stability 1 in 4,000, has been used as an electromagnet current supply in paramagnetic resonance experiments.

THE ROUND-TRAVIS DISCRIMINATOR

In this article the conditions for minimum non-linearity distortion in the Round-Travis discriminator are derived. The application considered is for the frequency-amplitude conversion of a frequency-modulated signal.

Electronic technology

POST THIS COUPON TODAY

TO ILIFFE ELECTRICAL PUBLICATIONS LTD., DORSET HOUSE, STAMFORD STREET, LONDON S.E.1 ENGLAND

Please enter my name as a subscriber to: ELECTRONIC TECHNOLOGY for 12 months commencing with the April issue.

I enclose remittance £3.7.0d.

(U.S.A. and CANADA $9.50) (THREE YEARS $19.00)

NAME .....

ADDRESS .....

.....

DATE .....

ORDERS CAN ALSO BE PLACED THROUGH ANY NEWSAGENT

TELENG

T/V-F/M RELAY AND COMMUNAL AERIAL SYSTEMS

GENERALLY SPEAKING . . . . . Teleng are specialists in designing and planning systems to meet YOUR individual requirements. Whether it is a simple amplified aerial scheme for a few flats or a scheme for large urban area coverage, expandable to thirty carriers of any transmission standard having many thousands of outlets—Teleng will provide the answer.

Teleng services include—

SYSTEM DESIGN
AERIAL SITE SURVEYS
PLANNING AND QUOTATION SCHEDULES
CABLING AND EQUIPMENT INSTALLATION
ECONOMIC ADVICE & CAPITAL EASEMENT SCHEMES

provide for any foreseeable developments



Look to the future with

AND BE PREPARED FOR EVENTUALITIES

TELENG

Write for further details to:

TELENG LIMITED

CHURCH ROAD, HAROLD WOOD, ROMFORD, ESSEX

Ingrebourne 42976-7-8

A PROGRAMME



Make the most of your tape recorder *and* your tape recordings. Whatever the type of programme you most enjoy you'll immediately recognise the consistent, uniform quality that you get from AUDIOTAPE . . . the extra

WORTH RECORDING



crispness at the top and the extra depth of bass—without the loss of the essential middle tones that often prove so elusive. AUDIOTAPE has only one standard of quality—the finest obtainable—backed by more than

IS WORTH THE



ten years' experience in magnetic tape manufacture and more than two decades of practical experience in the art of sound recording. You cannot buy a better tape than AUDIOTAPE—it speaks for itself.

BEST OF TAPES



Available in 5 different types with a base material and reel footage to suit every requirement. All 5in and 7in reels of AUDIOTAPE are supplied on the exclusive C-Slot Reel—the fastest-threading tape reel ever developed.

AND THE BEST OF TAPES IS audiotape

TRADE MARK





AUDIO DEVICES Inc., New York, N.Y.

Concessionaires to the United Kingdom

LEE PRODUCTS (G.B.) LIMITED

"Elpico House", Longford Street, London, N.W.1

Telephone: EUSton 5754 (all lines). Telegrams: Leprod, London

The Transcription Unit with Autochange

Designed specially to meet the demand for a Transcription Record Player with provision for automatic use if desired. Has a fully counter-balanced arm. The heavy turntable incorporates a magnetic shield and sufficient thickness of non-magnetic materials to provide ideal operating conditions for the most sensitive pick-ups.



LABORATORY SERIES AUTO TURNTABLE TYPE A—FOR A PROFESSIONAL PERFORMANCE.

by Garrard of course



THE GARRARD ENGINEERING AND MANUFACTURING CO LTD
SWINDON · WILTSHIRE



MICRO-CIRCUITRY

A new advance aided by VACUUM COATING

The development of high quality vacuum deposition techniques has made a valuable contribution to research into "Microminiaturised" transistor circuitry. Capacitors and transistors of great reliability and greatly reduced dimensions are further examples of the precise metallic coating possible with "SPEEDIVAC" equipment.

- Miniature resistors by the evaporation of suitable nickel/chromium alloys.
- Miniature capacitors by using multi-layers of aluminium/silicon monoxide/aluminium
- Simple miniature circuits containing resistors and capacitors using suitable masking techniques.

Circuit substrates can be of glass or ceramic with a suitably smooth surface.





ACTUAL SIZE

A TYPICAL EXAMPLE

Complete current networks containing resistors and capacitors can now be deposited by evaporation in vacuo. The example shown contains 4 resistors and 2 capacitors and associated interconnections. With 2 external transistors it forms a multivibrator circuit, similar to the type used in electronic computers.

EDWARDS HIGH VACUUM LTD | MANOR ROYAL | CRAWLEY Crawley 1500 | SUSSEX | ENGLAND

WEYRAD P.50 TRANSISTOR COILS AND I.F. TRANSFORMERS

FOR 2-WAVE PORTABLE WITH PRINTED CIRCUIT AND ROD AERIAL



P50/IAC M.W. OSCILLATOR COILS. For 176pF TUNING CONDENSER ..... PRICE **5/4d.**

P50/2CC 1st and 2nd I.F. TRANSFORMER. 470 Kc/s. OPERATION. "Q" = 150 ..... PRICE **5/7d.** (2 REQUIRED)

P50/3CC 3rd I.F. TRANSFORMER. 470 Kc/s OPERATION. "Q" = 170 ..... PRICE **6/0d.**

RA2W L.W. and M.W. ROD AERIAL 6in. long, flying-lead connections. For 208pF TUNING CONDENSER..... PRICE **12/6d.**

LFTD2 DRIVER TRANSFORMER. Split Secondary Type, semi-shrouded. With 6 connecting tags..... PRICE **9/6d.**

PCA1 PRINTED CIRCUIT PANEL, 2¾ x 8¼in. ready drilled with component positions and references printed on rear..... PRICE **9/6d.**

BOOKLET OF DETAILED ASSEMBLY INSTRUCTIONS AND CIRCUIT DIAGRAMS FOR 6-TRANSISTOR LONG AND MEDIUM WAVE SUPERHET ..... PRICE **2/0d.**

ALL IN BULK PRODUCTION—TRADE ENQUIRIES INVITED

WEYMOUTH RADIO MFG. CO. LTD., CRESCENT STREET WEYMOUTH, DORSET

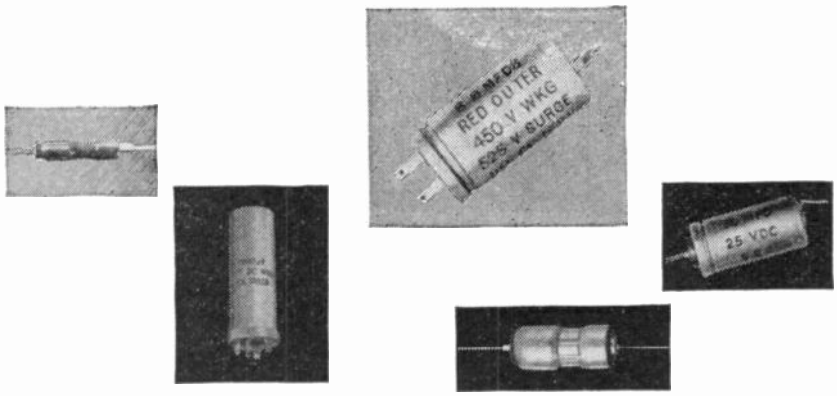

Capacitorability





In the design and production of thoroughly reliable electrolytic capacitors, Plessey have for years held a commanding lead. To every new demand made by rapid developments in radio, television and electronic equipment Plessey can respond by bringing to bear unrivalled experience, tremendous resources and highly skilled staff. Such is the care taken to obtain impeccable standards of quality and performance, that virtually clinical conditions of manufacture are maintained in the superbly equipped laboratories and workshops. These same exacting standards are imposed throughout the comprehensive range of capacitors produced by Plessey.



Whatever the requirement Plessey **provides the finest component**

THE PLESSEY COMPANY LIMITED

Capacitors & Resistors Division · Kembrey Street · Swindon · Wiltshire · Tel: Swindon 6211

Overseas Sales Organisation

PLESSEY INTERNATIONAL LIMITED · ILFORD · ESSEX · ENGLAND

Telephone: Ilford 3040 · Overseas Telegrams: Plessinter Telex Ilford

CR9B

Bullers CERAMICS FOR INDUSTRY

High quality material and dimensional precision are attributes of Bullers die-pressed products. Prompt delivery at competitive prices.







We specialise in the manufacture of—**PORCELAIN** for general insulation

REFRACTORIES for high-temperature insulation

FREQUELEX for high-frequency insulation

PERMALEX & TEMPLEX for capacitors



BULLERS LIMITED

MILTON · STOKE-ON-TRENT · STAFFS

Phone: Stoke-on-Trent 54321 (5 lines) · Telegrams & Cables: Bullers, Stoke-on-Trent

Ironworks: TIPTON, STAFFS Phone: Tipton 1691

London Office: 6 LAURENCE POUNTNEY HILL, E.C.4 Phone: MANsion House 9971

LINEAR

For HIGH SENSITIVITY!
HIGHEST FIDELITY!
MAXIMUM RELIABILITY!
REASONABLE COST!

MODEL LIO HIGH FIDELITY 10 WATT AMPLIFIER

WITH SEPARATE PRE-AMPLIFIER

Supplied complete only (i.e. Main Amplifier and Pre-amp) **15** Retail Price **GNS.**

Size of main amplifier 9in. x 7in. x 5in., Pre-amp. 11in. x 4⅝in. x 2⅝in. Front Plate 12in. x 3¼in. Stoved Gold hammered finished chassis. Front Plate Polychromatic Gold. Weight of main amplifier 10lb. Pre-amp. 3lb. For 50/60 c.p.s. A.C. mains 200–230–250 v. or to order for export.

The Following Outstanding Test Figures include Pre-amplifier.

Sensitivity (for 10 watts)
L.P. 25 m.v.
78 r.p.m. 20 m.v.
Radio, 35 m.v.
Microphone, 2.5 m.v.

Input Impedance
All inputs 500k. Plus 10pfd.

Frequency Response
±2 d.b. 30—25,000 c.p.s.

Power Consumption
90 watts.

Maximum Power Output
In excess of 12 watts.

Negative Feedback
Total 32 d.b.



HARMONIC DISTORTION
(Inc. Pre-amplifier)
0.09% measured at 10 watts.

Damping Factor 35

Bass Control
+9 d.b. to −9 d.b. at 50 c.p.s.

Treble Control
+9 d.b. to −9 d.b. at 12,000 c.p.s.

Hum Level
−70 d.b.

Filter
−7 d.b. at 9 Kc/s.
−10 d.b. a – 5 Kc/s.

MULLARD VALVES:
EF86 (1); ECC83(2); EL84(2); EZ81(1).

OUTPUT MATCHINGS
For 3 ohm and 15 ohm L/Speakers from high grade sectionally wound output transformer.

RESERVE POWER SUPPLY (for Radio Tuner) 300 v. 30 m.a. smoothed and 6.3 v. 1.5 a. at 4-pin socket.

Also Available

The L45. Compact High Quality 4–5 watt amplifier

Size approx. 7-5-5⅜in. high. Sensitivity is 28 millivolts so that the input socket can be used for either microphone or gram., tape, radio tuner, etc. B.V.A. valves used are: ECC83, EL84, EZ80. Controls are: Vol., Treble and Bass with mains switch. The Tone controls provide full compensation for long playing records. Output matching for 3 ohm loudspeaker. Retail price £5/19/6.

THE LT45 TAPE DECK AMPLIFIER. A complete unit (power pack and oscillator incorporated) ready for connection to A.C. mains. 3 ohm loudspeaker and practically any make of deck. Negative feedback equalization adjustment by multi-position switch for 1⅞, 3¾ and 7½ per sec. Retail price 12 gns.

DIATONIC 10-14 WATT. High Fidelity amplifier with integral pre-amplifier. Retail 12 gns.

CONCORD 30 WATT. Hi-Fi amplifier with two separately controlled inputs. Retail 16 gns.

L50 50 WATT AMPLIFIER. Size approx. 14 x 10 x 8in. Sensitivity 25 m.v. Outputs for 3 and 15 ohm speakers. Retail price 22 gns.

LS/S STEREOPHONIC AMPLIFIER. Sensitivity 10 m.v. Output 5 watts on each channel. Retail 12 gns.

TRADE AND EXPORT ENQUIRES TO:

LINEAR PRODUCTS LTD. ELECTRON WORKS, ARMLEY, LEEDS. Tel:. Leeds 63-0125 (3 lines)

RADIO EXPORT TUBES ONLY



From the first it was our desire and aim to give users of Radio Tubes of all descriptions the finest possible service.

The results have far surpassed our most optimistic expectations, for we go from strength to strength, and today there is hardly any part of the world in which **HALTRON** receiving and transmitting tubes are not doing a first class job.

This success springs from three important facts:—

1. We have the most comprehensive stock in the world of receiving, special purpose, transmitting tubes and also transistors, totalling over 3,000 types.
2. Most competitive prices, consistent with quality.
3. Prompt shipments, which is the envy of our competitors.

If you are not on our mailing list, please contact us. Your enquiries for special types to CV, JAM, MIL specifications are invited.

OUR ORGANISATION IS AIR REGISTRATION BOARD APPROVED.

PRICE AND STOCK LISTS ON APPLICATION.

HALTRON

HALL ELECTRIC LTD

HALTRON HOUSE, ANGLERS LANE, LONDON N.W.5.

Tel.: Gulliver 8531 (10 lines) Telex 2-2573 Cables: "Hallectric London"

HALTRON

Precision

miniature soldering iron

For mains or low voltage

6, 12. 24, 28, 50, 110, 200, 220, 240v.

Sharp, strictly controlled heat for fast and safe soldering of transistors, printed circuits.

Easily interchangeable bits in 5 sizes slide on and off stainless steel shaft, with element inside for highest efficiency.

Bits are of hard-wearing alloy, heavily nickel-plated and split to prevent sticking to shaft.

List prices 25/- (up to 50 v.) 29/6 mains volt. Ask for leaflet and list of stockists.

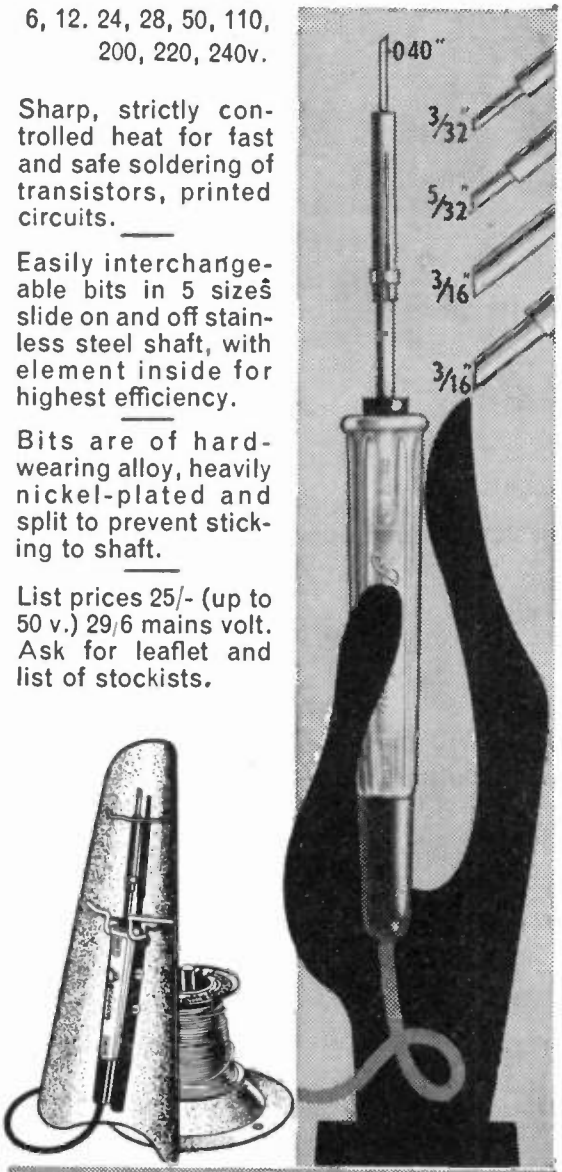

A·N·T·E·X

7-8 IDOL LANE LONDON EC3

Tel: MANsion House 2716

FULLY TYPE APPROVED
TO A.I.D., A.R.B., & ADMIRALTY

Still **THE MOST RELIABLE K 3,000 type RELAY**



"PLUG-IN"

3,000 type RELAY

with TRANSPARENT DUST COVER and PLUG-IN BASE as used exclusively in

BERKELEY POWER STATION



NOW SUPPLIED AS FOLLOWS :—

- 6 CHANGE-OVERS LIGHT DUTY
- 6 MAKES OR 6 BREAKS HEAVY DUTY
- 2 CHANGE-OVERS HEAVY DUTY AND 2 CHANGE-OVERS LIGHT DUTY
- TRANSISTORISED TO OPERATE AS LOW AS 3 MICRO-AMPS
- A.C. OPERATION FOR: 6 V. 12 V. 50 V. 110 V. AND 250 V. A.C.
- DOUBLE WOUND COILS
- P.T.F.E. INSULATION
- OPERATE AND DELAY UP TO 5 SECONDS

A.D.S. RELAYS LTD

89-97, ST. JOHN STREET, CLERKENWELL, E.C.1

Telephone: CLErkenwell 3593/4/5

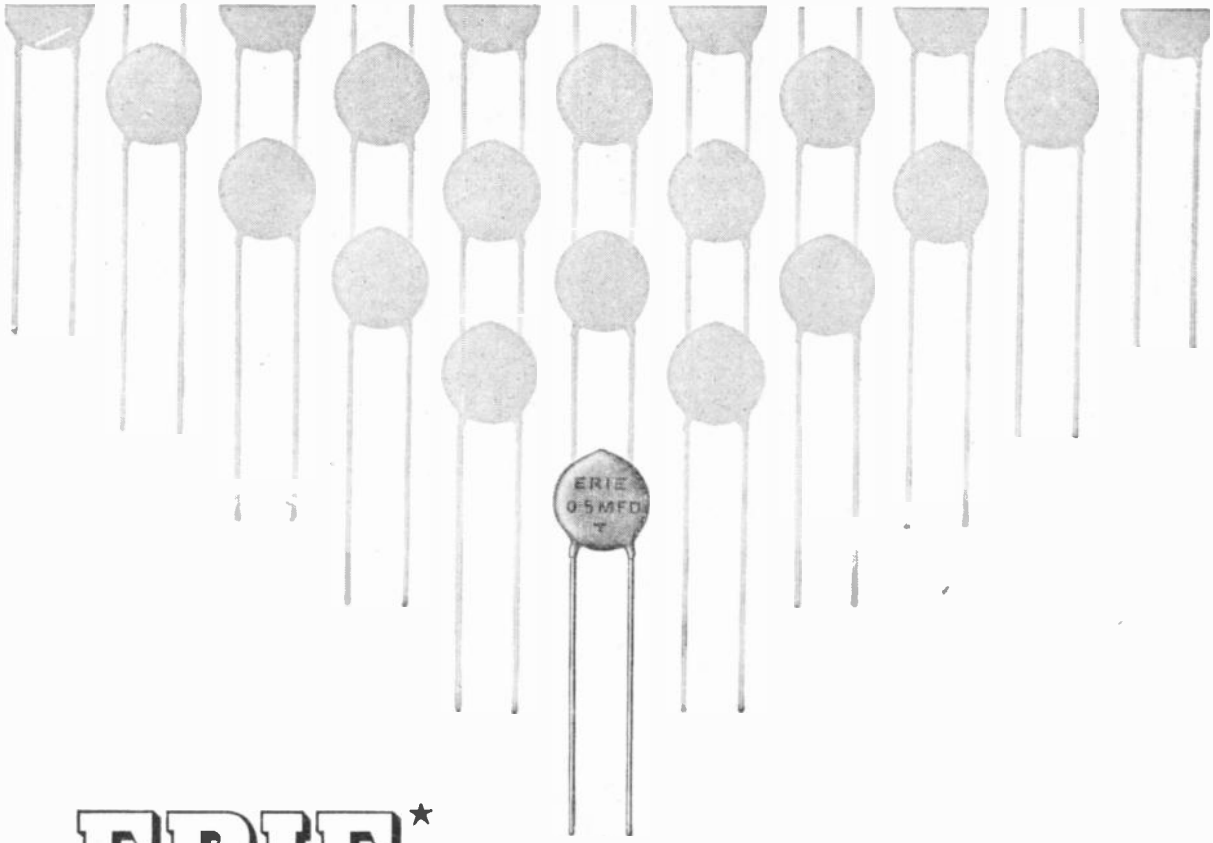

ERIE★ Transcaps

for all Transistor Circuits

SPECIFICATION

Diameter : 0.594 inches maximum

Thickness : 0.156 inches maximum

Capacitance : 0.5 mfd

Tolerance : −20% +50%

Working voltage : 3 volts d.c.

Power factor : Not greater than 5%, when measured at 1 kc/s, and less than 0.5 volts

Leakage resistance : Not less than 100,000 ohms, when measured at 3 volts

In line with the Erie policy of anticipating the component requirements of the future, the Erie Transcap capacitor is now added to our ever-increasing range of components for use with transistors.

Designed specifically as a small, reliable, high capacitance, low voltage, coupling, and by-pass capacitor, the Erie developed Transcap is manufactured entirely at our Great Yarmouth factory.

Style T, shown here in its actual physical size, is but a forerunner of the wide range, in differing values and voltages, which will ultimately emerge.

ERIE★

RESISTOR LIMITED

1, HEDDON STREET, LONDON, W.1

Telephone: REGent 6432

FACTORIES

Great Yarmouth and Tunbridge Wells, England: Trenton, Ont., Canada: Erie, Pa., Holly Springs, Miss., and Hawthorne, Cal., U.S.A.

★Registered Trade Mark

D

WE SEND THE BEST OF BRITAIN'S HI-FI EVERYWHERE

NOW AT LARGER PREMISES

INCLUDING NEW EQUIPMENT AVAILABLE FROM 1961 AUDIO FESTIVAL

PLEASE NOTE—Prices quoted subject to alteration in accordance to those advertised by manufacturers at time of receipt of order.

★ RECORDERS

Vortexion W.V.A.	£93 13 0	$268
Vortexion W.V.B.	£110 3 0	$315
Brennell Mk. V	64 gns.	$192
Brennell 3 Star Stereo...	89 gns.	$267
Clarion Transistor	25 gns.	$75
Cossor 1601 4 Tr.	37 gns.	$111
Cossor 1602 4 Tr. 3 spd.	59 gns.	$127
Simon Minstrelle	39 gns.	$117
Ferrograph 4AN	81 gns.	$243
Ferrograph 4AH	86 gns.	$258
Ferrograph 808 Stereo	105 gns.	$315
Grundig TK55 Stereo	92 gns.	$276
Grundig TK20 with Mic.	42 gns.	$126
Grundig TK24	55 gns.	$165
Grundig TK30	65 gns.	$195
Philips 4 Track EL 3542	59 gns.	$117
Philips 4 Track Stereo EL 3536	92 gns.	$276
Philips 4 Track	34 gns.	$102
Reflectograph "A" ¼ Tr.	105 gns.	$315
Reflectograph "B" 4 Tr.	115 gns.	$345
Stuzzi Magnette	59 gns.	$177
Stuzzi Tri-corder	63 gns.	$189

★ DECKS

Wearite 4A mono	£36 10 0	$105
Wearite 4B	£41 10 0	$119
Brenell Mk. V	28 gns.	$84
Brenell Stereo Deck	£33 16 0	$101
Brenell Pre-Amp. and Amp.	£24 0 0	$69

Microphones by Lustraphone, Reslo, Acos, Simon, etc.

● TAPES BY ALL LEADING MAKERS

★ SPEAKER SYSTEMS

Quad Electrostatic	£52 0 0	$149
Wharfedale SFB/3	£39 10 0	$113
Wharfedale Coaxial 12	£25 0 0	$72
Wharfedale Golden 10	£8 14 11	$20
Tannoy 12in. Monitor	£30 15 0	
Tannoy 15in. Monitor	£37 10 0	
WB. 1016	£7 12 3	$16
Goodmans AL.120	£29 10 0	$84
Goodmans AL.100	£23 10 0	$67
Goodmans Triaxiom	£25 0 0	$72
Goodmans 300	£11 5 9	$32
Goodmans 400	£16 1 0	$41
Kelly Ribbon Mk. II	£10 10 0	$30

★ MOTORS AND PICK-UPS

Decca Stereo P.U. complete	£21 0 0	$45
Lenco GL60 Trans. Unit	£27 12 6	$60
Lenco GL58/R, Stereo P.U.	£24 5 7	$53
Garrard 301	£22 7 3	$49
Garrard 4HF/Stereo P.U.	£19 4 8	$45
Connoisseur Motor Type "B"	£27 16 1	$59
Connoisseur, 2 sp. Motor	£16 13 1	$36
Goldring 700	£9 14 9	$21

★ AMPLIFIERS & TUNERS

Quad 22-Control Unit...	£25 0 0	$73
Quad II Amplifier	£22 10 0	$65
Leak Stereo 20 Amp.	£30 9 0	$87
Leak Point One Pre-Amp.	£21 0 0	$60
Rogers Junior Stereo	£28 10 0	$82
Rogers Master Stereo Unit	£35 0 0	$100
Quad FM Tuner	£28 17 6	$60
Chapman AM/FM	£29 8 0	$60

Enquiries for all items by firms mentioned in this advertisement invited.

BINSON "ECHOREC" UNITS

BINSON STANDARD ECHOREC pre-amplifier unit enables echoes to be imposed on signals between microphone (or other source) and amplifier or recorder. 3 channels available, and timing of echoes is controllable. Details on request. PROFESSIONAL AND TRADE DISCOUNTS.

140 gns. $420

Binson "Baby Echorec," similar to above, but for single-channel working.

80 gns. $240

- **FULL OFFICIAL RATES OF EXCHANGE FOR PAYMENT IN ANY CURRENCY.**
- **MANY ITEMS FOR 110 VOLTS A.C.**
- **TRANSISTOR RADIOS.**
- **ACCESSORIES.**
- **LARGE AND UP-TO-DATE STOCKS.**
- **PROMPT REPLIES TO ENQUIRIES.**

Carriage charged at cost.

MODERN ELECTRICS, (RETAIL) LTD.

120 SHAFTESBURY AVENUE LONDON W.1

(3 mins. from Piccadilly Circus and opposite Columbia Cinema)

Tel: TEM 7587 & GOV 1708 Cables: MODCHAREX, LONDON

TELEVISION AERIAL COMPONENTS



DESIGNED FOR CONSTRUCTING BAND I & BAND III T.V. AERIALS

ELEMENT DIMENSIONS SUPPLIED FOR ALL CHANNELS

Selecting at random from our new multi-page catalogue:

- Band III Folded Dipoles (*As illustrated*).
- Reflector and director rod holders.
- Masthead Fittings for ¾", 1", 1½" and 2" Masts.
- Mast Coupling Units for 2" Masts.
- Insulators, Both Rubber and Plastic (*As illustrated*).
- Alloy Tubing for Elements, Cross-boom and Masting.

Send 1/- P.O. for the revised, fully illustrated catalogue to

Fringevision Ltd MARLBOROUGH, WILTS. *Phone : 657/8*







ENTHOVEN

covers the whole range of solders

All these Enthoven solder products, and many more, are fully described in the redesigned Enthoven booklet.
Send for your free copy now.







1 *Superspeed solder in all types and sizes*
2 *Washers and preforms for every application*
3 *Lacquer, flux, and thinners for printed circuits*
4 *Preservative, metal, and Tricene de-oxidant for printed circuits*
5 *Solder ribbon, cored, or solid*

If you're faced with any soldering problem, get in touch with Enthoven. Our advice is free, and our wide range of products covers every possible application. Enthoven have 150 years experience of smelting and refining non-ferrous metals; you can rely on us for materials of consistently fine quality.

ENTHOVEN SOLDERS LIMITED
Sales Office & Works:
Upper Ordnance Wharf, Rotherhithe Street, London, S.E.16. BERmondsey 2014
Head Office:
Dominion Buildings, South Place, London, E.C.2.
MONarch 0391

The congested bands call for **BANDSPREAD**

. . . more **BANDSPREAD**

. . . and still more **BANDSPREAD**

EDDYSTONE "888A"

COMMUNICATIONS RECEIVER

provides the answer!



PRICE £110

The Amateur Band Operator will find in the superb EDDYSTONE "888A" the complete answer to bandspread problems. This carefully designed equipment was developed and engineered specifically to meet his requirements. Write now for fully detailed brochure, free and post free.

Our H.P. terms are fair and reasonable with only a 6% interest charge for 12 months. The "888A" cash price £110, works out at £22 deposit followed by 12 monthly payments of £7/15/6 (or 18 monthly payments of £5/6/7). Any apparatus or group of apparatus can be similarly accommodated.

Another Webb's service to the amateur

Webb's LOG BOOK

for concisely recording signals heard and contacted. 112 pages of high quality paper, semi-stiff manilla covers, excellent value.

Price 5/3. (6/- per U.K. post).

. . . from stock at

WEBB'S Radio

MAIN EDDYSTONE DISTRIBUTORS IN LONDON

14 SOHO STREET, OXFORD STREET, LONDON, W.1

Telephone: GERrard 2089/7803

Shop Hours 9-5.30 (Thursday 7 p.m.) Saturday 9-1 p.m.

KOLECTRIC AUTOMATIC COIL WINDING MACHINES

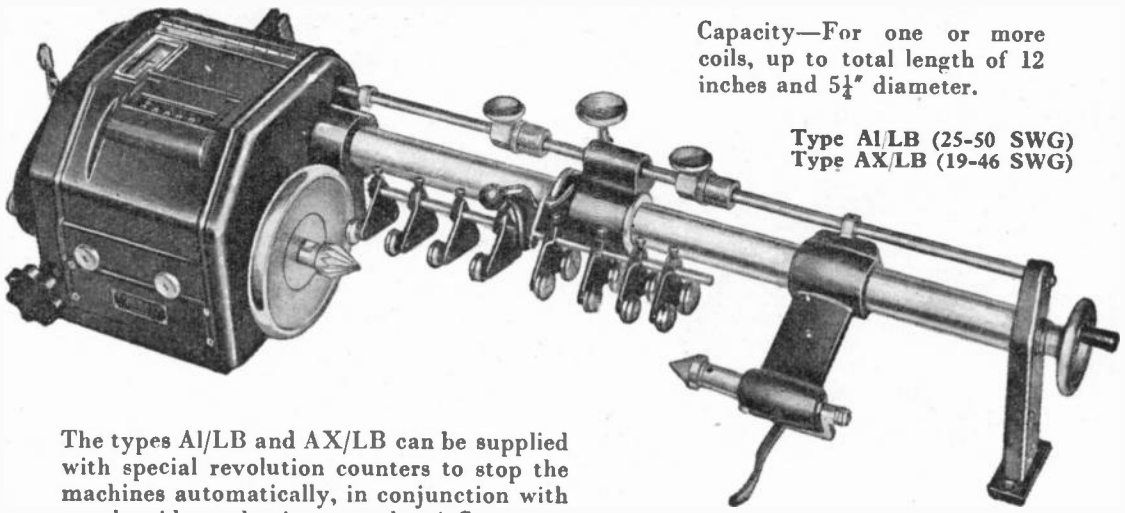

Capacity—For one or more coils, up to total length of 12 inches and 5¼" diameter.

Type Al/LB (25-50 SWG)
Type AX/LB (19-46 SWG)

The types Al/LB and AX/LB can be supplied with special revolution counters to stop the machines automatically, in conjunction with a solenoid mechanism on the A.C. motor, when the required number of turns have been wound.

Full details on request.

KOLECTRIC LTD

73 UXBRIDGE ROAD, EALING, LONDON, W.5. **Telephone: Ealing 8322**

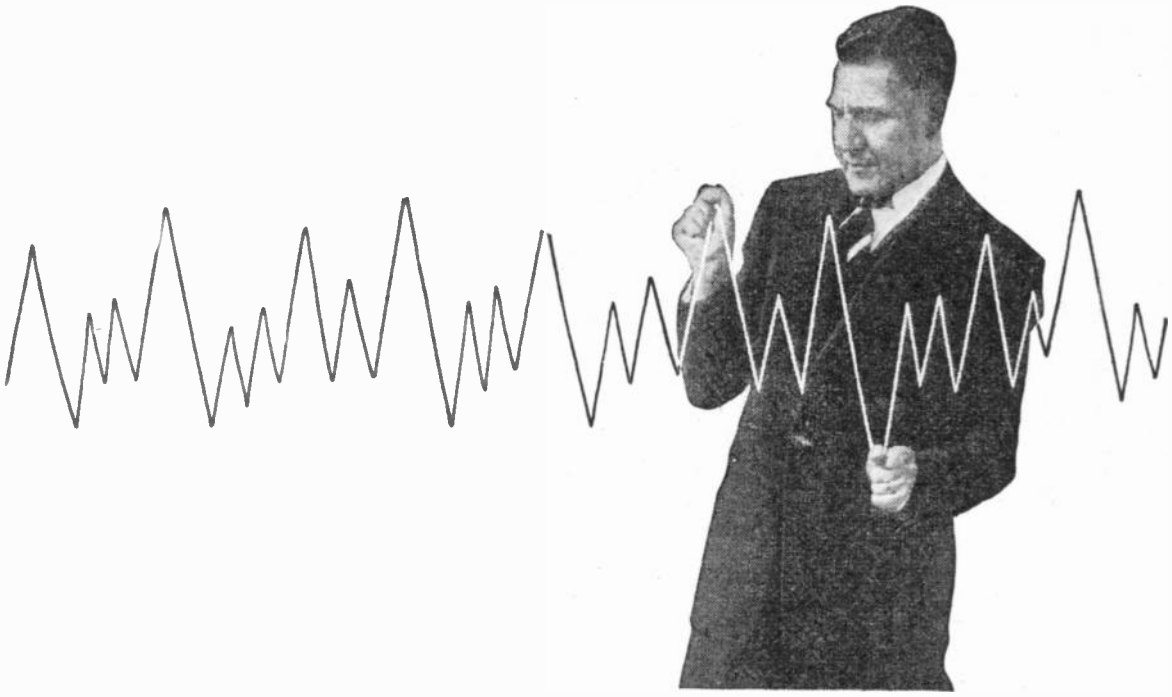

Why struggle with Mains Voltage Fluctuation ?



If you have any problem involving a.c. voltage regulation, the solution is to call in 'Advance'— the Constant Voltage Transformer specialists. Investigation of your problem may prove that a standard type 'Volstat' will meet the case; or maybe, a special design is called for. In either event, the wealth of experience gained by 'Advance' over many years in probing every aspect of mains stabilization provides the surest, quickest, and certainly the most economical, solution to your difficulties.

VOLSTAT

CONSTANT VOLTAGE TRANSFORMERS

'VOLTAGE STABILIZATION'

This 'Advance' Booklet gives authoritative information on 'Advance' Constant Voltage Transformers, and the service available to deal with your particular voltage fluctuation problems.
Send for a copy.

POST THIS COUPON TODAY ▶

Advance COMPONENTS LIMITED

MAINS STABILIZATION DIVISION

ROEBUCK ROAD • HAINAULT • ILFORD • ESSEX • TELEPHONE : HAINAULT 4444
ITGD84

Advance

TO ADVANCE COMPONENTS LIMITED, ROEBUCK ROAD, HAINAULT. ILFORD, ESSEX.
Please send me a copy of your booklet "Voltage Stabilization" by "Advance."

NAME.....
POSITION .....
COMPANY .....
ADDRESS .....
..... W84

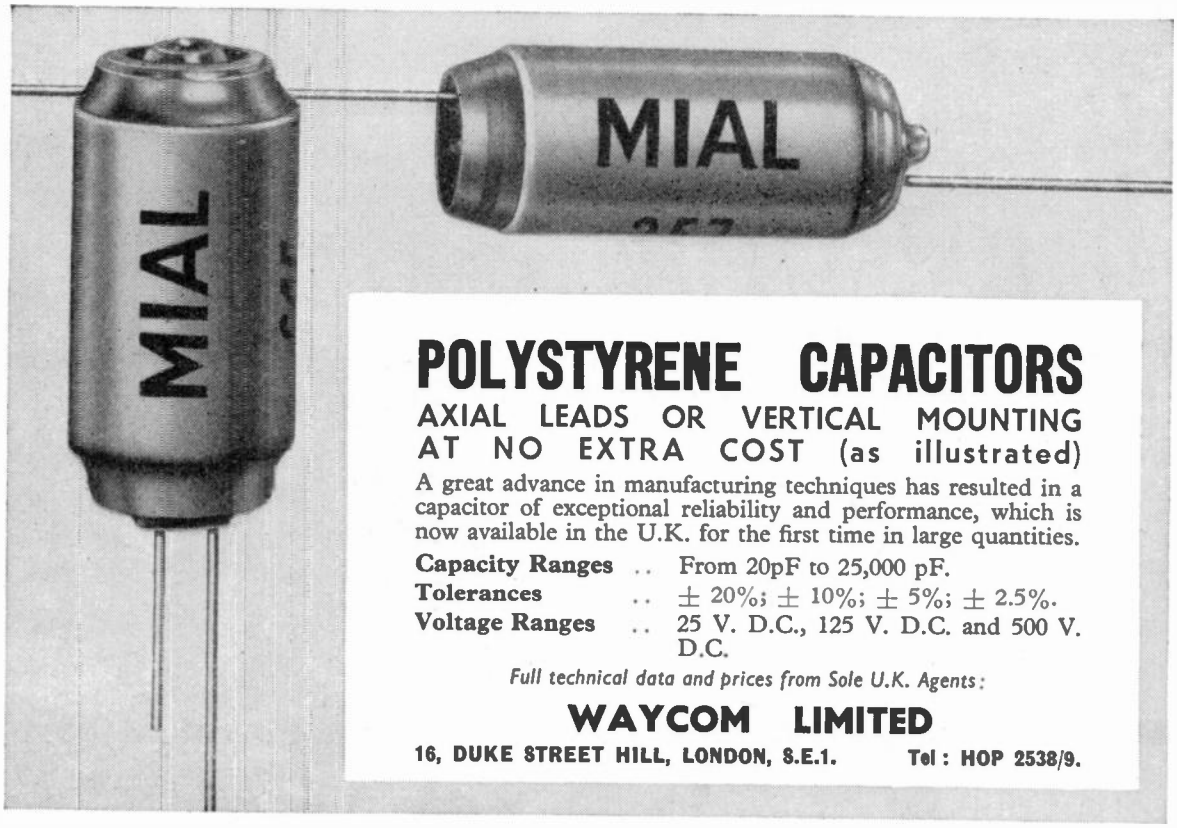

POLYSTYRENE CAPACITORS

AXIAL LEADS OR VERTICAL MOUNTING AT NO EXTRA COST (as illustrated)

A great advance in manufacturing techniques has resulted in a capacitor of exceptional reliability and performance, which is now available in the U.K. for the first time in large quantities.

Capacity Ranges .. From 20pF to 25,000 pF.
Tolerances .. ± 20%; ± 10%; ± 5%; ± 2.5%.
Voltage Ranges .. 25 V. D.C., 125 V. D.C. and 500 V. D.C.

Full technical data and prices from Sole U.K. Agents:

WAYCOM LIMITED

16, DUKE STREET HILL, LONDON, S.E.1. Tel: HOP 2538/9.



HETERODYNE FREQUENCY METERS

BRITISH MANUFACTURED

Designed and built to rigid services specifications.

TYPE T75.
Frequency Range: 85 to 1,000 megacycles.

TYPE T74.
Frequency Range: 20 to 250 megacycles.

Frequency calibration accuracy: .002% at 25° C. (or .01% between − 20° C. to +70° C.).

Crystal-controlled, portable heterodyne-type Frequency Meters used for Field testing and measurement of pulsed, modulated, or C.W.R.F. transmitters, receivers and signal-generators.

Mains Operated Power Unit available as optional extra and designed to fit into the battery compartment.
Reconditioned and calibration-checked B.C.221 Frequency Meters range 125 Kc/s to 20 Mc/s, still available.

Provisional specifications on a new wide-range, very high accuracy Frequency Meter and also an instrument covering the range 100 Kc/s to 1,000 Mc/s (higher under favourable conditions) available on request.

A

Telemax

INSTRUMENT

Complete Specifications on application to:—

Makers of High Voltage Test Sets and other Electronic Equipment for H.M. Government.

Sole Manufacturers **TELEMECHANICS LTD**
(Instrument Division Dept. W.W.8)
TELEMAX WORKS, BROKENFORD LANE, TOTTON, HANTS, ENGLAND.
Telephone: Totton, Southampton 3666 Cables: "Teleset," Totton, Southampton
Agents: Some overseas territories still available.

FOR OVERSEAS READERS ONLY



Here's why GOODMANS

AXIOM 350 makes Sound Sense . . .

There is no compromise on essentials in the design and construction of the Axiom 350. Everything necessary to ensure a very high standard of reproduction has been incorporated, and no "features" have been included for "sales value" alone. Consequently the Axiom 350 offers you the best performance value you can obtain for your money — make your own comparisons and find out just how true this is. A very wide frequency range (30-16,000 c/s) is achieved with minimum distortion, and power outputs of up to 20 watts (40 watts U.S.A.) can be handled with ease. The massive magnet assembly fitted to the Axiom 350 provides a total flux of 185,000 Maxwells, ensuring first-class control and high efficiency.

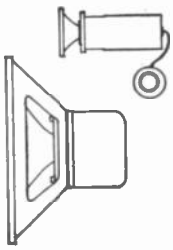

A TWO-WAY SYSTEM with the AXIOM 350

You can at any time use your Axiom 350 as the basis of a two-way loudspeaker system by adding a TREBAX 35XL. This is a horn-loaded pressure driven high frequency unit which will extend the response of your system to beyond 20,000 c/s—smoothly. It is complete with in-built L.C. crossover network and L-pad level control, so wiring takes a matter of minutes only.

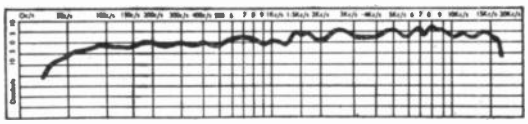

GOODMANS INDUSTRIES LIMITED.
Axiom Works, Wembley, Middlesex, England.
Tel: WEMbley 1200. Cables: Goodaxiom, Wembley, England.

Distributors in most countries including:
EIRE: Brownlee Bros., Ltd., 32, Molesworth Street, Dublin.
ITALY: Fratelli Romagnoli, Via Sondrio 3, Milan.

Available to Overseas readers only. Post this coupon for your FREE copy of the 'G' Range Loudspeaker Manual.

NAME .....

ADDRESS .....

.....

.....

CO6WW.

Plan ahead with the
LINVAR SYSTEM OF CABINETS, RACKS, CASES, CHASSIS, TROLLEYS, DESKS, SPECIALS, etc.

★ PIECE PART SYSTEM
★ SCIENTIFIC COOLING
★ COMPACT STORAGE
★ MODERN STYLING
★ EX. STOCK DELIVERY

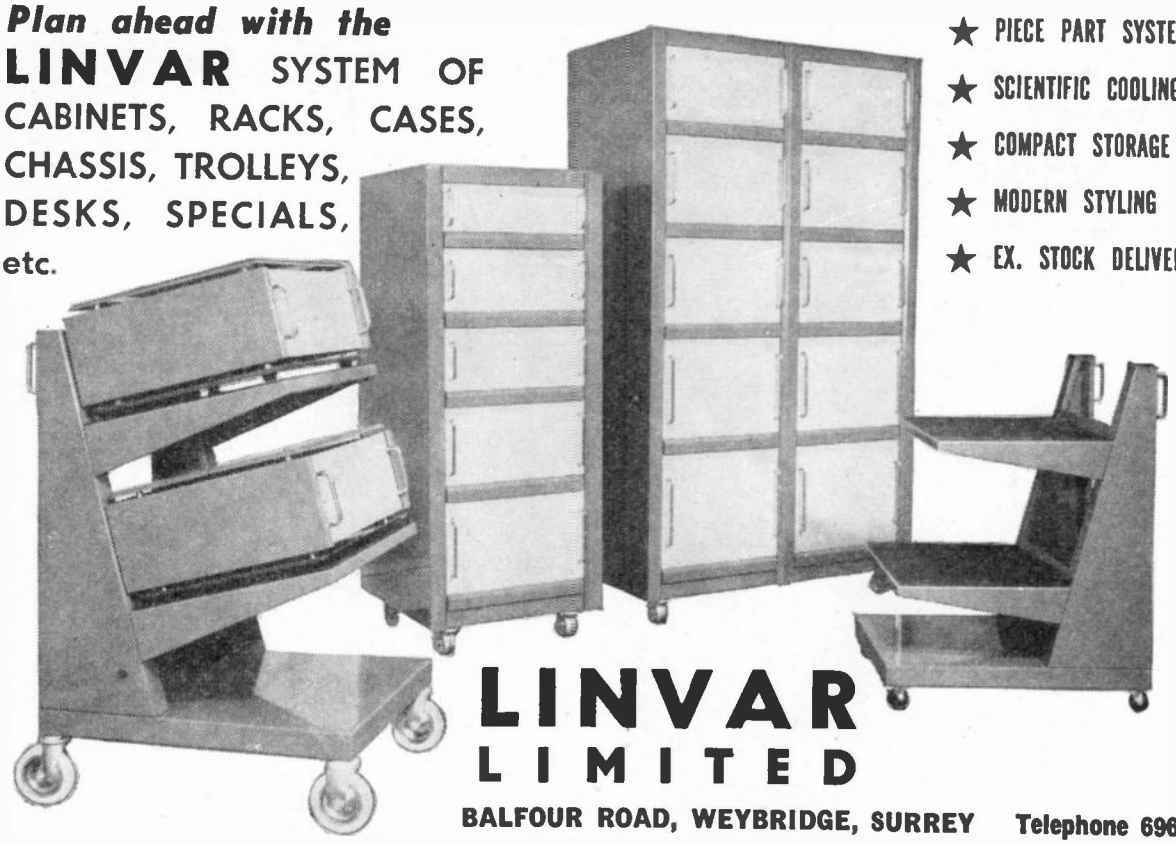

LINVAR LIMITED

BALFOUR ROAD, WEYBRIDGE, SURREY **Telephone 6962**

M. R. SUPPLIES, LTD.

(Established 1935)

We offer only first-class material at the most attractive prices and with prompt delivery. Satisfaction assured. Prices nett.

CAPACITOR/INDUCTION MOTORS (B.T.H. and G.E.C.), 1/10th H.P., 2,850 r.p.m., 220/250 v. A.C. Length of body 6in. dia., 3¼in. shaft proj. 1in. Foot mounted. With condenser 57/6 (despatch 2/6). Exceptionally fine offer.

SMALL GEARED MOTORS. In addition to our well-known range we can now offer smaller open type S.P. units, 200/250 v. A.C., final speed either 6 or 12 r.p.m. (torque approx. 6 lbs/ins.). Size: 5in. long by 2¾in. by 1¼in. with 1in. shaft proj. Suitable for display work and many industrial purposes. Either speed, only 69/6 (despatch 2/-).

MINIATURE COOLING FANS (200/250 v. A.C.) with open type induction motor. 3in. by 2¼in. by 1¼in. and 4in. 4-bladed metal impeller. Ideal for projector lamp cooling and convector heaters, etc.. 28/6 (despatch 2/-).

SYNCHRONOUS ELECTRIC CLOCK MOVEMENTS. 200/250 v. 50 c/s. Fitted with spindles for hours, minutes and seconds hands. Self-starting, central hole fixing. Dia. 2¼in., depth behind dial only 1in. Very latest model. With dust cover, 29/6 (despatch 1/6). Sets of three hands to fit, in good style for 5/7in. dial, 2/6 set, or 8/10in. dial, 3/6 set.

SYNCHRONOUS TIMER MOTORS (Sangamo). 200/250 v. 50 c/s. Self-starting. 2in. dia. by 1¾in. deep, 1 r.p.m., 1 r.p.h., and 12 r.p.h., any one 37/6 (des. 1/-). Also high torque model (G.E.C.) 6 r.p.m., 57/6 (des. 1/-). These are suitable for display turntables.

HIGH DUTY RECTIFIERS, funnel cooled, D.C. delivery 36 volts 10 amps. full-wave. Limited supply at only 47/6 ea. (despatch 3/-).

SYNCHRONOUS TIME SWITCHES. (Sangamo) for accurate pre-set switching operations on 200/250 v. 50 c/s. Providing up to 3 on-off operations per 24 hours at any chosen times, with day-omitting device (use optional). Capacity 20 amps. Compactly housed 4in. dia., 3¼in. deep. With full instructions. £5/8/6 (despatch 2/6) Also Smith's Relyon Twin-circuit model 20-amp. switching, £7/8/- (des. 2/6).

EXTRACTOR FANS. A very popular line. Well-made units at much lower than normal prices. 200/250 v. A.C., induction motor, silent running, no interference. With mounting frame and back grille, ready for easy installation. With 6in. impeller (10in. overall dia.), 200 C.F.M., £5/5/-. 10in. impeller (12in. overall). 240 C.F.M., £5/12/6. Also minor model, 6in. overall dia., 75 C.F.M., £4/12/6 (despatch any one 3/-).

COMPLETE SEWING MACHINE MOTOR OUTFITS. No better job obtainable any price. 200/250 v. A.C./D.C. Fitted latest radio/T.V. suppressors. Comprising motor with fixing bracket, foot control and switch, needle light with switch, belt, etc., and instructions for easy fixing to ANY machine. The complete outfit still £6/15/- (despatch 3/-).

SYNCHRONOUS TIMERS (by well-known British maker—brand new). Good news for those who applied too late for first supply—a limited new delivery now available 200/250 v. 50 c/s. Providing any " on " period between 5 mins. and 9 hours, switching " off " at the end of the set period. Made for electric cookers and suitable for many other purposes—tape recorders, immersion heaters, etc. Capacity 25 amps., fitted neon indicator. Housing 6in. sq. by 3¼in. £4/12/6 (despatch 3/-).

M. R. SUPPLIES, Ltd., 68 New Oxford Street, London, W.C.1

(Telephone : MUSeum 2958)

TRANSFORMERS FOR

New Industrial Projects

that work to specification

First Time

provide a sound and satisfactory economy.

They can be obtained from: **R. F. GILSON LTD.**

who provide a first class service to manufacturers in prototype design and small or medium scale production of transformers and chokes for

Communications
Electronics
Instrumentation
Automation
Research
Etc. Etc.



If Transformers are your problem

Let **R. F. GILSON LTD.** *Solve it*

11a St. Georges Road, Wimbledon, S.W.19. WIM 5695

Radiotelephones by ***ATE****—a vital service for isolated communities*



Breaking the cold silence



The outposts of the ever expanding world of today are often to be found in remote, isolated areas. For these communities—lumber camps, trading posts, or even a holiday hotel in a beautiful snow-bound wilderness such as this, modern means of communication are essential. By means of the ATE Type 800 equipment — the latest in the ATE single channel VHF rural radio-telephone range—such remote communities can now be linked direct to the nearest telephone exchange and provided with full telephone facilities; Type 800 is specially equipped with full signalling and control equipment for this purpose.
Exhaustive testing under actual climatic extremes has fully proved its outstanding practicability and efficiency.

Extended frequency coverage over VHF and UHF bands.

New compact cabinet-type construction with slide-in chassis for easy access and maintenance.

Plug-in test meter facilities.

High or low power versions to suit propagation conditions.

Will work in to any type of telephone exchange with improved outband tone signalling facilities.

Modern design conforming to British Post Office, Canadian Department of Transport and Crown Agents' Specifications.

TYPE 800

ATE Radiotelephones are used by industrial, agricultural, civil and military enterprises — and by research and survey teams in 60 countries.

If you would like to know more about this new mains operated equipment or its battery operated counterpart, the Country Set, write for full particulars to your local representative . . . or send for Bulletin REB 410[1]

AUTOMATIC TELEPHONE & ELECTRIC CO. LTD

STROWGER HOUSE, 8 ARUNDEL STREET, LONDON, W.C.2. TELEPHONE: TEMPLE BAR 9262

AT14071



. . . a radar wave directed through a complex layout often in restricted space, call in 'Waveflex'—a unique advance in waveguide technique. In the 'Waveflex' range of Flexible Waveguides are the answers to a hundred-and-one problems of complicated waveguide plumbing.

The three types of WAVEFLEX Flexible Waveguides—

Twistable—flexible in E and H planes, and twistable about the longitudinal axis.

Non-twistable—flexible in E and H planes.

Premoulded Twisted—flexible in E and H planes, with a built-in longitudinal twist. Premoulding relieves the end connections of all twisting stresses, and the angle of twist can be much greater than with ordinary twistable guides.

Manufactured under exacting scrutiny and tested to strict Government specifications.

Ideally suited for use in pressurised systems, remain stable when bent or twisted, unaffected by extremes of temperature.

Performance covers a broad band.

'Type approval' has been given by the Royal Radar Establishment and the Admiralty.

Waveflex guides are available in a range of lengths 3″ to 36″ fitted with standard flanges. Special lengths and flanges can be made to order. An additional range of short guides, under 6″, are particularly useful as malalignment units and vibration decouplers.

Write for full technical details to:—

GABRIEL MANUFACTURING CO. LTD.

Newton Road, Torquay, Devon. Telephone: Kingskerswell 3333

A MEMBER OF THE TECALEMIT GROUP OF COMPANIES

WAVEFLEX

FLEXIBLE AND TWISTABLE WAVEGUIDES

All good 'labs' use **Radiospares**

quality components for design development and prototype work



Service Engineers!

Remember— Radiospares components are delivered absolutely "by return"

BROOKES *Crystals*

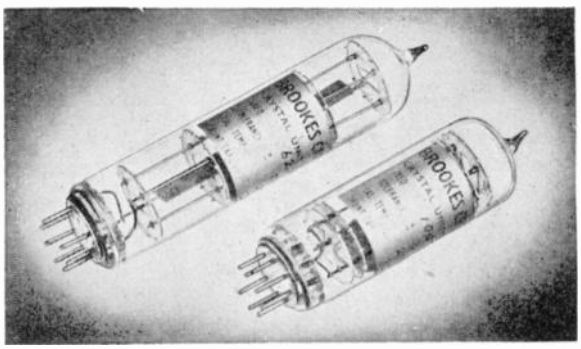

mean DEPENDABLE frequency control

• *Illustrated above are*
Left:
Type G.2 Crystal Unit. Frequency 62 kc/s.
Right:
Type G.1 Crystal Unit. Frequency 100 kc/s.

ALL Brookes Crystals are made to exacting standards and close tolerances. They are available with a variety of bases and in a wide range of frequencies. There is a Brookes Crystal to suit your purpose—let us have your enquiry now.

Brookes Crystals Ltd

Suppliers to Ministry of Supply, Home Office, B.B.C., etc.

LASSELL STREET, GREENWICH, S.E.10

Phone: Greenwich 1828

Grams: Xtals, London, S.E.10 *Cables:* Xtals, London

BROOKES

LATEST IN A FAMOUS LINE



THREE YEARS AGO we offered the first SERVISCOPE* to industry with notable success. Last year we introduced a double beam version and again acceptance was immediate. Now we extend the range still further with the new S.42, a high performance version of the original Serviscope with many outstanding features.

- 4" spiral P.D.A. C.R. tube operating at 3.7 Kv.
- Increase gain—maximum sensitivity 10 mV.
- Unique extendible light hood.
- Pulse bright-up for single stroke working.
- H.F. synchronisation compatible with Y amplifier performance.

Accurate calibrated input attenuator. Wide range calibrated time base (down to 5 sec/cm. if necessary). X expansion control to 10 dia. D.C. coupled flyback banking. Versatile triggering circuit unique to 'Serviscopes'. Illuminated graticule. Weight: 18 lbs. Price: £92.

Basically the same rugged, lightweight, versatile instrument as its well-tried predecessors, the S.42 has the ability to meet more exacting demands with its high writing speed and additional high gain facility. Evolved originally for computer development and servicing, the S.42 has special applications wherever pulses have to be measured at low repetition rates, for example, a single shot 1μ sec. pulse can be seen and photographed. In addition, it has general applications throughout the electronics industry.

TELEQUIPMENT

*'Serviscope' is the registered trade mark of

TELEQUIPMENT LIMITED 313 Chase Road, Southgate, London, N.14. *Telephone: Fox Lane 1166*

COYNE'S NEW JOB TRAINING BOOKS

Put Money-Making Time Saving Know-how At Your Fingertips!

Answers ALL Servicing Problems QUICKLY Makes You Worth More On the Job!

FREE TRIAL OFFER!





No. 8

Pin-Point

TV troubles in 10 minutes

Find the exact sound or picture trouble in ANY TV set from 700 possibilities! **Latest edition now has 332 pages of solid TV servicing information; 300 diagrams, check charts. 31/6.** Postage 1/-.

SPECIAL OFFER

Circle Book No. 8 on coupon, send only **16/3** after 7 days, and **16/3** in 30 days, making a total of **32/6** including postage.

No. 9

Pin-Point

Transistor troubles in 12 minutes

Trouble-shoot every type of circuit in ALL transistorized equipment! 525 pages; hundreds of illustrations; 120 check charts. **47/6,** postage 1/6. Circle Book No. 9 on coupon.



Just Like Having An Electronics Expert Right At Your Side!

Shows you the way to easier TV—Radio repair—time saving, practical working knowledge that helps you get the BIG money! How to install, service and align ALL radio and TV sets, even colour TV, UHF, FM and transistorized equipment. New photo-instruction shows you what makes equipment "tick." No complicated maths or theory—just practical facts you can put to use immediately right in the shop, or for ready reference at home.

Try any four books on No Risk free trial offer

No. 1—EVERYTHING ON TV-RADIO PRINCIPLES! 300 pages of practical explanations; hundreds of illustrations. **26/-.**
No. 2—EVERYTHING ON TV-RADIO-FM RECEIVERS! 403 pages; fully illustrated. **26/-.**
No. 3—EVERYTHING ON TV-RADIO CIRCUITS! 336 pages; hundreds of illustrations, circuit diagrams. **26/-.**
No. 4—EVERYTHING ON SERVICING INSTRUMENTS! How they work, how to use them. 368 pages; illustrated. **26/-.**
No. 5—EVERYTHING ON TV-TROUBLE-SHOOTING! Covers all types of sets. 437 pages; illus., diagrams. **34/-.**
No. 6—TV CYCLOPEDIA! Quick and concise answers to TV problems in alphabetical order, including UHF, Colour TV and Transistors; 868 pages. **47/6.**
No. 7—TRANSISTOR CIRCUIT HANDBOOK! Practical Reference covering Transistor Applications; over 200 Circuit Diagrams; 410 pages. **39/6.**
No. 10—REFERENCE MANUAL OF TRANSISTOR CIRCUITS (Mullard)! Features 60 Circuits you can build. 308 pages. **12/6.**

Just mail coupon for free trial. After 7 days send only low price or return books and pay nothing. If you keep more than one book send £1 after 7 days and £1 each month until completed (maximum four books). **To buy one book send one half in 7 days, one half in 30 days.**

SEND NO MONEY—POST COUPON NOW FOR SPECIAL OFFER.

To SIM-TECH BOOK COMPANY
Mail Order Division, DEPT. W.7, Gaters Mill, West-End, Southampton, Hants.
☐ Rush the books circled below for 7-day **FREE TRIAL** as per offer. (I am over 21 years of age.)
1 2 3 4 5 6 7 8 9 10

Name .....
Address .....
City ..... County .....

☐ Tick here if full price enclosed, we pay postage.
POSTAGE ORDERS TO £2 allow 1/-, £3 or more 1/6.
OVERSEAS ORDERS, PLEASE PAY FULL AMOUNT, SAME MONEY BACK GUARANTEE IF NOT SATISFIED.

Send us your enquiries for all types of

QUARTZ CRYSTALS

for:

RADIO FREQUENCY CONTROL
FILTER PURPOSES
ULTRASONIC PURPOSES

METALLIZED TO SUIT REQUIREMENTS
ANY SHAPE AND SIZE CUT TO SPECIFICATION

PIEZO LIMITED

26 St. Albans Rd., Watford, Herts. Tel: Watford 27808

TRANSFORMERS
COILS
CHOKES

LARGE OR SMALL QUANTITIES
TRADE ENQUIRIES WELCOMED

SPECIALISTS IN

FINE WIRE WINDINGS

MINIATURE TRANSFORMERS, PICK-UP,
CLOCK AND INSTRUMENT COILS, ETC.
VACUUM IMPREGNATION TO APPROVED STANDARDS

ELECTRO-WINDS LTD.

CONTRACTORS TO G.P.O., M.O.S., L.E.B., ETC.

123-5-7 PARCHMORE ROAD, THORNTON HEATH, SURREY
LIVINGSTONE 2261 EST. 1933



For Safety's Sake use AVO Prodclips

Patent No. 748811

Safety first every time with these patented spring-loaded AVO Prodclips.

Cleverly designed for use as insulated prods, they are invaluable for reaching and holding test points which are difficult of access.

Suitable for use with AvoMeter, Multiminor and Avo Electronic Test Meter Leads.

Post Free **15/-** per pair

AVO LTD AVOCET HOUSE . 92-96 VAUXHALL BRIDGE ROAD, LONDON, S.W.1.

VICtoria 3404 (12 lines)

A MEMBER OF THE METAL INDUSTRIES GROUP OF COMPANIES

Weller SOLDERING IRONS with built-in MAGNETIC TEMPERATURE CONTROL

Important news for the Electronic Industry. In the past, many schemes have been developed for control of the temperature of a **soldering iron.** The need, however, has been for a dependable system that will control the temperature of the soldering iron **tip.** The desired result has been obtained in the Weller soldering tool where a thermo-magnetic sensing element has been placed right in the **tip.** This sensing element is registered in U.S.A. and other countries as "MAGNASTAT" (R).

The unique system for controlling the temperature of the tip is simple. A Magnastat, a permanent magnet, and a spring provide a force system for operation of a switch. The switch controls the electrical circuit to the heating element.



The Magnastat is the heart of the control. It is a small cylinder of special nickel-iron alloy embedded in the tip. When tip temperature is below the design level, the Magnastat has strong magnetic properties and the permanent magnet moves toward the Magnastat. In so doing, the magnet overcomes the force of the spring, closes the switch, and energizes the heating element. When the tip reaches the desired temperature, the Magnastat loses its magnetic properties and the spring pulls the magnet away from the Magnastat causing the switch to turn off the heating element.

The above cycle is **under the command of the tip Magnastat** at all times. The unusual thermo-magnetic characteristics of the Magnastat control the tip temperature to close limits.



1/16" 3/32" 1/8" 3/16" 1/8" & 3/16"

SCREWDRIVER PYRAMID
IN SHORT, NORMAL, LONG REACH



1/8" 1/16" 3/32" 1/8" 3/16"

CONE SCREWDRIVER 45°

Tip Temperatures: 720° 680° 600° 470° 410°F

PREMIUM QUALITY
Structural parts are stainless steel, expertly fabricated, eminently suitable for continuous line production use.

LIGHT WEIGHT and delicate balance reduces operator fatigue. A 55 watt Weller iron weighs only 3.3 oz. excluding lead. HIGH IMPACT HANDLE stays cool.

PREMIUM PLATED BITS automatically remain at a predetermined temperature. Redressing and lost time at very minimum. NO OVERHEATING.

INTERCHANGEABLE BITS permit a wide range of controlled bit temperatures tailored to your exact soldering needs.

GUARANTEED against defects in workmanship and materials by one of the world's largest makers of quality soldering tools.

For interesting details and prices write to

ELSTONE ELECTRONICS LTD.
HEREFORD HOUSE, NORTH COURT, VICAR LANE, LEEDS 2

Manufactured by
WELLER ELEKTRO-WERKZEUGE GmbH.
BESIGHEIM, NECKAR, WEST GERMANY
and
WELLER ELECTRIC CORP.
EASTON, Pa., U.S.A.

MADE BY Weller ORIGINATOR OF THE WORLD'S BEST SELLING SOLDERING GUN

first and foremost

For 50 years "Wireless World" has presented the best in technical journalism. For 35 years the Hacker name has represented the best in radio design. Now their futures are linked by one belief—that quality will always attract a discerning public.



HERALD
7-transistor portable radio
26 guineas tax paid



RAMBLER
5-transistor 4 speed portable record reproducer
25 guineas tax paid



TALISMAN
8-transistor 4 speed portable radiogramophone
37 guineas tax paid

all Hacker receivers and reproducers have large, acoustically air loaded loudspeakers for smooth bass response . . . all have one watt power audio output.
available only from selected dealers

HACKER RADIO LIMITED Norreys Drive, Cox Green, Maidenhead, Berks. Maidenhead 5707

MANY MORE PEOPLE ARE USING

C. G. S.

VITREOUS ENAMELLED

WIREWOUND RESISTORS

RCSC Style	CGS Style	Rating in watts		Range
		RCSC	Commercial	
—	VPF1	1.5	2	0.5Ω to 5KΩ
RWV4-J	VPF4	3	4	0.5Ω to 15kΩ
RWV4-K	VPF10	4.5	10	1Ω to 68KΩ
RWV4-L	VPF14	6	14	1Ω to 100kΩ

- R.C.S.C. Type Approved.
- 100% test and inspection.
- Continuous batch sampling to R.C.S.111.
- Guaranteed reliability.
- Competitively priced.

Ask for price lists

THE C.G.S. RESISTANCE CO. LTD
MARSH LANE, GOSPORT STREET, LYMINGTON, HANTS.
Tel. Lymington 2811
London Office: 30 Clarendon Rd., Harrow, Middx. *Tel.* Harrow 4147

TE KA DE

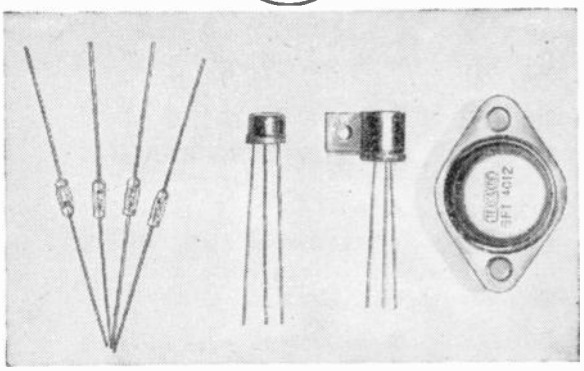

Current production includes
GERMANIUM • All glass diodes • HF Transistors • Power Transistors • *Also* COPPER OXIDE RECTIFIERS & MODULATORS
FULL DETAILS AND CATALOGUE FROM SOLE U.K. AGENTS :

NEOFLEX LTD.

123a NEASDEN LANE, LONDON, N.W.10
Telephone : DOLLIS HILL 7671 & 7881

SMALLER

AND SMALLER

AND EVEN SMALLER STILL!

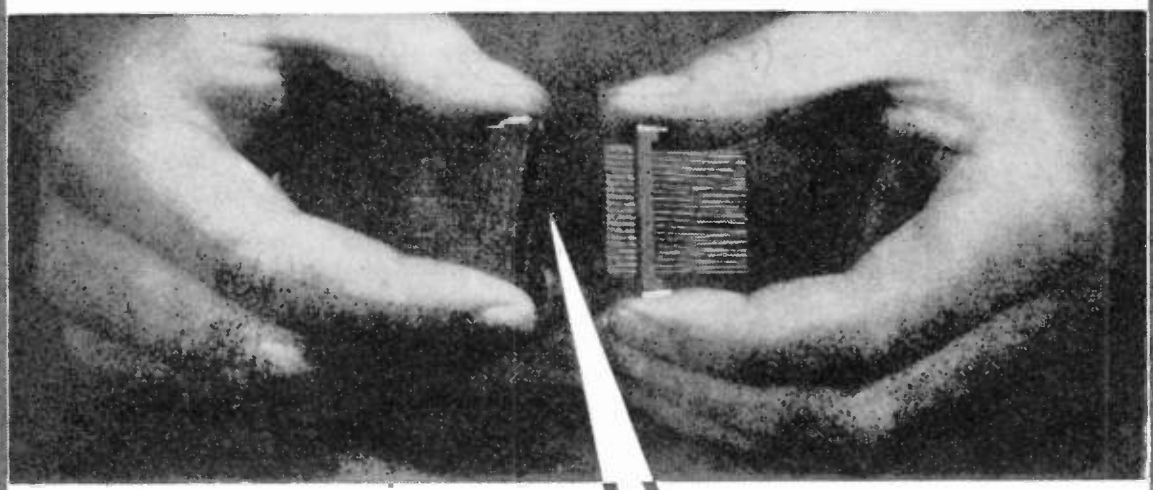

Modern design requirements in packaged electronic equipment are more than matched by the speed and scope of Amphenol-Borg connector research and development. In aircraft, missiles, computers and in instrumentation applications of all kinds, the complete reliability of Amphenol-Borg Connectors is coupled with outstanding possibilities for drastic space and weight economies.

Write now for Catalogue IEC 3, a general survey of the comprehensive range.



The new 96 Series Connectors are just ¼" square but contain 12 contacts based on ·075" centres.

NOW AMPHENOL 74 SERIES CONNECTORS

PROVIDE 12 CONTACTS IN A CHASSIS/PANEL AREA

OF LESS THAN ONE TENTH OF A SQUARE INCH!

The development of Amphenol-Borg Connectors to altogether new concepts of economy in space, weight and size is strikingly illustrated below . . .

Series	Chassis/Panel Area for 12 Contacts	Year Introduced
26	·98 sq. ins.	1951
57	·306 „ „	1955
96	·146 „ „	1960
74	·072 „ „	1961

AMPHENOL BORG ... the greatest name ... the widest range

AMPHENOL-BORG LIMITED, AMPHENOL ELECTRONICS DIVISION

Victoria Road, Burgess Hill, Sussex. Telephone: Burgess Hill 85616.

Amphenol-Borg Electronics Corp. Chicago U.S.A. Amphenol Canada Ltd. Toronto 9 Ontario.

RECMF

at Olympia

Trebled in size, the Show now moves to Olympia to display the products of an industry which produces more than one million components every hour of the day.

exhibits include . . .

components, valves, tubes, semi-conductors, chassis, cases, fittings, wires, cables, assemblies and other associated products for:

Telecommunication equipment
Radio and television receivers
Tape recorders, gramophone reproducers and film equipment
Amplifiers, "hi-fi" equipment
Electronic computers
Radar and navigational aids
Measuring instruments and scientific apparatus
Medical electronic and allied apparatus
Process control and automation equipment
Civil and military aeronautical purposes
Guided missiles and military equipment

RADIO and ELECTRONIC COMPONENT SHOW

OLYMPIA, LONDON

30 MAY — 2 JUNE 1961

10 a.m.–6 p.m. daily except
Wed. 31st May, 10 a.m.–9 p.m.

Admission: 3/6d. or by ticket obtainable from exhibitors.

INDUSTRIAL EXHIBITIONS LTD.
9 ARGYLL STREET, LONDON, W.1

AT LAST, FOR ONLY £1.2.6

INCLUDING POST & PACKING

A really efficient Fan for use in Electronic Equipment



This is what the Electronics world has been waiting for! At extremely low cost air-stirring and extraction can be easily achieved.
Also in production we have Low-Speed Motors from 8 r.p.m. to 40 r.p.m. Price and further details on application to:

KENURE, HOLT & CO. LTD.
BOYN VALLEY RD., MAIDENHEAD, BERKSHIRE
Telephone: Maidenhead 5331-2

WE ALSO HAVE SUB-CONTRACT FACILITIES FOR ELECTRONIC WIRING AND ARE FULLY A.I.D APPROVED

Grampian *DP4*



brings out the best in any recorder

Even the most expensive recorder will only give its best performance if a good quality, reliable microphone is used.
In the DP4, with a uniform wide frequency response from 50 c/s to 15,000 c/s, Grampian have developed an outstanding, moderately priced instrument which will please the most exacting recordist.
The DP4 is equally suitable for Public Address, Broadcasting, Call Systems, etc.

OUTPUT LEVELS
DP4/L, low impedance 25 ohms 86 dB below 1 volt/dyne/Cm².
DP4/M, medium impedance 600 ohms 70 dB below 1 volt/dyne/Cm².
DP4/H, high impedance 50,000 ohms 52 dB below 1 volt/dyne/Cm².

Retail Price: DP4/L complete with connector and 18ft. screened lead, £7/11. (Medium or High Impedance models, £1 extra.)

A complete range of stands, swivel holders, etc., is available also.

A matching Unit (Type G7) can be supplied for adapting the microphone for a Recorder having a different input impedance, or when a long lead is required. **Retail Price £3/5/-.**

Write or telephone for illustrated literature.

GRAMPIAN REPRODUCERS LTD.
Hanworth Trading Estate Feltham, Middlesex. FELtham 2657



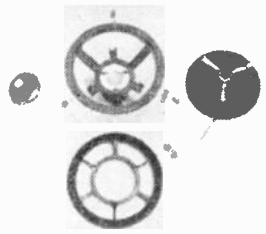







GOODMANS AXIOM 80

The Hand Assembled Loudspeaker

Why hand assembled? Because only in this way can the full potentialities of this remarkable loudspeaker be realised in each and every unit produced. The result is a reproducer which can be relied upon to give an outstandingly accurate account of any signal fed to it, within the audible frequency band.

The unique and patented construction of the Axiom 80 is centred upon the use of a double-diaphragm moving assembly, the bass diaphragm being completely free edged, thereby eliminating any possibility of surround resonance. Suspension is by means of two triple sets of paired double acting cantilevers. These provide a strong radial centering action with a very low and linear stiffness in the direction of movement, making possible a bass resonance of 20 c/s. The response continues smoothly from this frequency to 20,000 c/s.

The Axiom 80 can be used in groups of two or four if higher power handling capacity is required. As a single unit it is intended to provide critically accurate reproduction at medium and low level.

Full information, including cabinet designs, is included in Goodmans High Fidelity Loudspeaker Manual, free on request.

AXIOM 80 Specification. *Frequency Range:* 20-20,000 c/s. *Power Handling Capacity:* 6 Watts. *Fundamental Resonance:* 20 c/s. *Impedance:* 15 ohms at 400 c/s. *Flux Density:* 17,000 gauss on 1 inch diameter pole. *Diameter:* 9½ inches.



GOODMANS INDUSTRIES LIMITED, Axiom Works, Wembley, Middx.
Tel: WEMbley 1200 (8 lines). Grams: Goodaxiom, Wembley, England. *Distributors in most countries.*

PLEASE SEND HIGH FIDELITY MANUAL

Name .....

Address .....

G47WW .....

In every sense the greatest range — in every country the greatest name.

FOUR-TRACK HEADS

8½ HOURS OF RECORDING ON A 7 INCH REEL OF TAPE

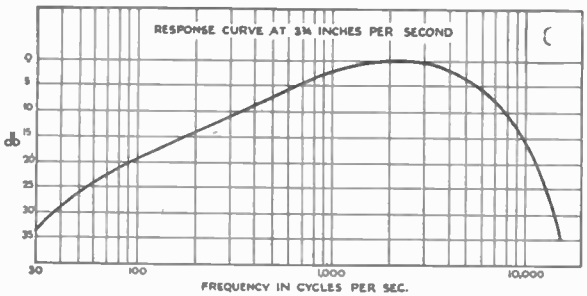

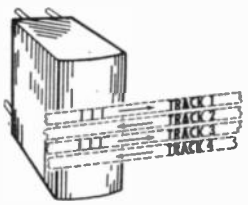

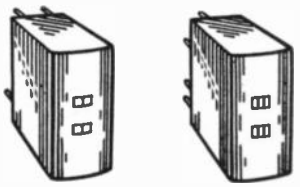

ACTUAL SIZE OF HEAD
HEIGHT ⅛" DEPTH ¾" WIDTH ⅜"

TECHNICAL SPECIFICATIONS

PLEASE NOTE — Heads for the Four-Track Standard are themselves made to record on TWO Tracks, so that with the tape reversed (other way up) they record a total of Four Tracks (see Diagram)

RECORD/PLAYBACK HEADS

Track width	0.043 in.
Inductance	400mH at 1 Kc/s.
Gap	0.0001 in.
Bias Current	0.45–0.8mA.
Record Current	30–80μA.
Output	1.4–2.5mV. (at 2 Kc/s. at 3¾ in/sec.)
Recorded Crosstalk	Better than—70 dB.
Playback Crosstalk	Not measurable

ERASE HEADS

Track width	0.056 in.
Gap	Double Gap each of 0.004 in.
Impedance	200Ω at 50 Kc/s.
Volts	10 V at 50 Kc/s.
Current	50–60 mA.

Trade Export and Private enquiries invited

P. A. MARRIOTT & CO. LTD.,
284A Water Road, ALPERTON, Middx.
Tel.: Wembley 7493

SOLDER WITH THE NEW

PRIMAX and PRIMAXA

SUPER EFFICIENT SPOTLIGHT

SOLDERING GUNS



Distributors: S. KEMPNER LTD., LONDON, W.1
29 PADDINGTON STREET, Tel. HUNter 0755

Uses 150 photographs to show television screen faults and explains how to remedy them



Correcting Television Picture Faults

John Cura and
Leonard Stanley

Uses 150 remarkable photographs of actual faults appearing on a television screen to enable a quick diagnosis of trouble. The accompanying text explains what action can be taken to remedy these faults—in simple language for the ordinary viewer, and with details of a more technical nature for the service engineer.

4s net. by post 4s 7d 79pp. 4th edition.
from all booksellers.
Published for "Wire'ess World" by ILIFFE Books Ltd.
DORSET HOUSE, STAMFORD ST., LONDON S.E.1

PAINTON

The Painton
FLATPOT
SUBMINIATURE ADJUSTABLE POTENTIOMETER



★ Wirewound
★ Stable settings
★ Fine screwdriver adjustment
★ Space saving
★ Rapid delivery

Write for leaflet FP1/2



Painton & Co. Ltd.
KINGSTHORPE · NORTHAMPTON
Tel: 34251 (10 lines) · Grams: 'Ceil Northampton'
Telex: 31576

NEW Griffin – Andec

GRID-DIP METER

1·8 — 210 Mc/s



A Convenient Portable Battery Operated Instrument Designed for the Radio Amateur and General Laboratory Use.

- for Accurate measurements of Resonances in tuned circuits, antennas etc.
- as a sensitive wavemeter
- as a signal generator

Frequency range covered by a set of six plug-in coils.
Grey hammer-tone finish 9½" x 2½" x 2½" plus cover.
T2224. Price 12½ Gns. (without batteries) post free (remittance with orders)

Griffin

Griffin & George (Sales) Limited

Ealing Road, Alperton, Wembley, Middx. PERivale 3344

Fully welded construction ensures absolute contact reliability at minimum voltages

Dependable miniature electric contacts with welded connections and electrodes



For every application in the field of radio (transistorised receivers), television and general electrical engineering.

Eminently suitable where maximum contact reliability at minimum voltage is required.

Please write to:

WITTE & SUTOR GmbH.

Murrhardt/Wurttemberg, Western Germany.

"SIMPLEX" SOUND HEADS

STANDARD ¼ TRACK MONAURAL R/P

Gap .0002.
.55 Inductance at 1Kc.
7.5 Mv. output at 1Kc.
Fully Modulated Tape.

ERASE

Dual Gap.
20/25 v. at 55 Kc.
Inductance 6 Mh at 60 Kc.
—70db at 1 Kc with 1 VA

ERASE

Dual Gap.
Impedance 350 ohms at 50 Kc.
—70db with .6/1.0 VA.

STANDARD ¼ TRACK FOUR TRACK

Stereo or Monaural operation.

R/P

Gap .000125.
.55 Impedance at 1 Kc.
3 M/v Output at 1 Kc.
0 to + 6db at 10 Kc.
Fully modulated Tape.

MONAURAL HEADS

designed for D.C. operation also available.

Full specification, technical data and samples to the trade on request.

TAPE HEADS LTD.

(formerly Bradmatic Productions Ltd.)
124, ALBERT ROAD, BIRMINGHAM, 21
ENGLAND

HOME AND EXPORT ENQUIRIES INVITED

PRECISION TUBES 3″ 4″ 5″ THE SYLVANIA-THORN RANGE

fits everyone's precise requirements



Sylvania-Thorn make the largest range of helical PDA CRTs in the country – 13 different kinds in all. This means that when you require a precision CRT – Sylvania-Thorn has one to meet your precise requirements. All these tubes are made to demanding standards of accuracy, and with the closest regard to the instrument maker's needs. Each is specially designed for wide band width working and high-speed oscillography. Each employs a spiral post deflection accelerator, giving exceptionally high deflection sensitivities. Nowhere else will you find such a choice – or a choice of such fine tubes.

MAIN TYPES (Typical Operating Conditions)

Face Diameter	5″	5″	5″	5″	5″	4″	4″	3″
Type No.	2S5C	SE5A	SE5B	SE5D	SE5E	SE4A	SE4B	SE3A
Final anode voltage & PDA Ratio	12 4.8	10kv 6.67	10kv 6.67	10kv* 12	10kv 12	8kv 4	4kv 4	4kv 4
Screen Area cms x cms	8 x 10	6 x 10	4 x 10	4 x 10	6 x 10	5 x 8	5 x 8	5 x 6
Y sens. v/cm	15	10	7	3.5	5.5	15	7.5	7.5
X sens. v/cm	33	30	30	14	14	48	25	27

* at 7.5 kv Sy 2.50 vc/m Sx 10 v/cm Sensibility better than 0.14 v/line width

THORN ELECTRICAL INDUSTRIES LIMITED

WRITE FOR FULL DETAILS TO SYLVANIA-THORN COLOUR TELEVISION LABORATORIES LTD · GREAT CAMBRIDGE ROAD · ENFIELD · MIDDLESEX

THE PEMBRIDGE COLLEGE OF ELECTRONICS

offers training in

RADIO
TELEVISION
AND ELECTRONICS

ATTENDING COURSE

Full-time One Year Course in Radio and Television. College course in basic principles for prospective servicing engineers.

Next course commences 18th April 1961

This course is recognised by the Radio Trades Examination Board (R.T.E.B.) for the new Servicing Certificate examinations.

HOME-STUDY COURSES

A. Radio and Television Servicing.

(1) Introductory course.

(2) Basic course covering R.T.E.B. Intermediate Radio and Television Servicing Certificate examination.

B. Courses in Radio, Telecommunications and Mathematics up to City and Guilds Telecommunication Technicians' Final Certificate.

For details, write to:

The Principal, P11
THE PEMBRIDGE COLLEGE OF ELECTRONICS
34a Hereford Road, London, W.2

PC12

Valradio

TRANSISTORISED CONVERTORS

HIGH EFFICIENCY—over 80%.
Up to 400 watts—800 watts intermittent.
MANUALLY CONTROLLED FREQUENCY 50 c/s-60 c/s-400 c/s.
REED TYPE 50 c/s FREQUENCY METER fitted to some models.
MARINE-AIRCRAFT-MOBILE use.
POLARITY REVERSAL PROTECTION.
PROVISION FOR REMOTE CONTROL.
SQUARE WAVE AND SINUSOIDAL.
Standard range available ex-stock for T.V., Fluorescent lighting, OSCILLOSCOPES, etc.
FROM 12V, 24V, 32V, 50V.



Valradio

D.C. CONVERSION SPECIALISTS

VALRADIO LIMITED

DEPT. W.W./C. BROWELLS LANE, FELTHAM, MIDDLESEX.
Telephone: Feltham 4242.

Valradio and Stereoscopescope are the registered trade marks of Valradio Ltd.

Mechanical Relay Latch FOR P.O. TYPE 3000

This latching device enables the P.O. 3000 type relay to be held in the closed position when the coil is de-energised and until manually released.

Does not impair the versatility of the contact arrangements, nor affect the normal mounting position.



Illustrations show 3000 Type Relay fitted with "Remote" or "Local" release latch.

● WILL TRIP AND HOLD ON A.C. IMPULSE

EITHER TYPE CAN BE FITTED TO YOUR EXISTING 3000 TYPE RELAYS IN A MATTER OF MINUTES.

Please send for illustrated leaflet

RELAYS UNISELECTORS KEY SWITCHES TO SPECIFICATION.

Jack Davis (Relays) Ltd.
(DEPT. W.) TUDOR PLACE, LONDON, W.1
TELEPHONES: MUSEUM 7960 LANGHAM 4821



LOUD-SPEAKER MANUFACTURERS

FOR THE RADIO INDUSTRY SINCE 1930

REPRODUCERS AND AMPLIFIERS LTD.

WOLVERHAMPTON · ENGLAND

TELEPHONE : 22241/2/3/4 CABLES : AUDIO

FREE TO AMBITIOUS ENGINEERS
– THE LATEST EDITION OF ENGINEERING OPPORTUNITIES

Have you sent for your copy?

ENGINEERING OPPORTUNITIES is a highly informative 156-page guide to the best paid engineering posts. It tells you how you can quickly prepare at home for a recognised engineering qualification and outlines a wonderful range of modern Home Study Courses in all branches of Engineering. This unique book also gives full details of the Practical Radio & Electronics Courses, administered by our Specialist Electronics Training Division—the *B.I.E.T. School of Electronics*, explains the benefits of our Employment Dept. and shows you how to qualify for five years promotion in one year.

We definitely Guarantee
"NO PASS — NO FEE"

Whatever your age or experience, you cannot afford to miss reading this famous book. If you are earning less than £25 a week, send for your copy of "ENGINEERING OPPORTUNITIES" today—FREE.

WHICH IS YOUR PET SUBJECT?

Mechanical Eng., Electrical Eng., Civil Engineering, Radio Engineering, Automobile Eng., Aeronautical Eng., Production Eng., Building, Plastics, Draughtsmanship, Television, etc.

GET SOME LETTERS AFTER YOUR NAME!

A.M.I.Mech.E.
A.M.I.C.E.
A.M.I.Prod.E.
A.M.I.M.I.
A.I.O.B.
A.F.R.Ae.S.
B.Sc.
A.M.Brit.I.R.E.
City & Guilds
Gen. Cert. of Education
Etc., etc.

PRACTICAL EQUIPMENT INCLUDING TOOLS!

Basic Practical and Theoretic Courses for beginners in Radio, T.V., Electronics, Etc., A.M.Brit.I.R.E. City & Guilds Radio Amateurs' Exam. R.T.E.B. Certificate P.M.G. Certificate Practical Radio Radio & Television Servicing Practical Electronics Electronics Engineering Automation

The specialist Electronics Division of B.I.E.T. (incorporating E.M.I. Institutes) NOW offers you a real laboratory training at home with practical equipment. Ask for details.

B.I.E.T. SCHOOL OF ELECTRONICS



POST COUPON NOW!

Please send me your FREE 156-page "ENGINEERING OPPORTUNITIES"
(Write if you prefer not to cut page)

NAME.....

ADDRESS.....

.....

.....

SUBJECT OR EXAM THAT INTERESTS ME .....

BRITISH INSTITUTE OF ENGINEERING TECHNOLOGY *(Incorporating E.M.I. Institutes)*
(Dept. SE/22), 29 Wright's Lane, London, W.8

THE B.I.E.T. IS THE LEADING ORGANISATION OF ITS KIND IN THE WORLD

BAKERS 'Selhurst' RADIO

New address
523, LONDON ROAD, THORNTON HEATH, SURREY

Manufacturers of High Quality Loud Speakers since 1924

Write for details of the most comprehensive range of High Fidelity Loud Speakers for Monaural and Stereophonic systems.



Sales and Demonstration showrooms

JOHN LIONNET & Co. Ltd.,
17, Charing Cross Road, London, W.C.2.
Tel.: TRAfalgar 5575

do this

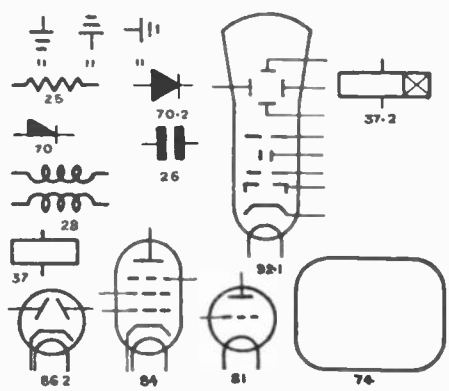

as easy as—ABC

Special Stencils – like this electrical one – are just part of the wide UNO range.

everyone can use

uno STENCILS

A. West & Partners Ltd.
684, Mitcham Road, Croydon, Surrey

FERRANTI



T.R. CELLS for Marine Radar

The QF41 Cell already used throughout the world has been chosen for the D7 Series of Decca Marine Radar.

A comprehensive range of T.R. Cells is available covering frequencies from 1,000 Mc/s. to 35,000 Mc/s. Write for further information.



FERRANTI LTD · KINGS CROSS ROAD · DUNDEE Tel: DUNDEE 87141 Ferranti

DS/T.67

LONDON'S LEADING STOCKISTS OF EQUIPMENT • ACCESSORIES • MATERIALS

GOODS SENT TO ALL PARTS OF THE WORLD

STOCKTAKING SALE!

Fantastic reduction in Transformers, chokes, speakers, potentiometers, plugs and sockets and many other electronic components too numerous to list.
Regret callers only.

SPECIAL OFFERS!

PNEUMATIC LID STAY with pressure adjuster. Heavy duty, 10/- complete. P. & P. 1/6.

"ROLA" 7 x 4in. elliptical speaker. 3-5 ohms. ONLY 13/6. P. & P. 1/6.

"ELAC" 6½ inch round speaker 14/6. P. & P. 1/6.

PARTRIDGE TRANSFORMERS 110v. primary 250-0-250 60 mA. 6.3 v. 2 A. 5 v. 2 A. 21/-.

CHOKE 50H. 25 mA "C" are 7/6. P. & P. 1/6. (Greasham Transformers Ltd.)

Choke 10H 250 mA. Potted "C" Core, 25/-.

Choke 20H 50 mA. Potted, 15/-.

Choke 16H 120 mA. Potted "C" Core. 20/-.

Choke 5H 100 mA., Potted, 5/6.

Choke 5H 300 mA. Potted, 12/6.

Rectifier 300 v. 300 mA., 13/6.

JASON CONSTRUCTIONAL KITS

"EVEREST" PORTABLE RADIO. Super model, 7 transistors with 3 gang tuning and RF stage, efficient speaker and attractive case. Kit £15/18/9. P. & P. 3/6.

"MERCURY" Switched FM/BBC/ITV TV tuner of simple design with AFC for cabinet mounting. Price of complete kit with valves less power pack, £11/14/6. (Power Pack kit £2/14/- extra). P. & P. 3/6.

AUDIO GENERATOR AG.10. Capacity tuned Wien bridge gives good stability from 10 c.p.s. to 100 kc/s. sine/square wave output. Kit £15/19/-. P. & P. 3/6.

OSCILLOSCOPE OG.10. Push-pull scan on X and Y plates with an X bandwidth of 10 c.p.s. to 1.5 Mc/s. ± 1dB. Kit £22/10/-. P. & P. 3/6.

ATTENUATOR A.A.10. Calibrated in dB giving any reading between 1dB and 110dB. Uses 1% resistors. Kit £7/15/-. P. & P. 3/6.

CRYSTAL CALIBRATOR CC.10. Complete with crystal oscillator and audio output. so that signal generators in the range of 100 kc/s.-200 Mc/s. may be accurately checked. Kit £19/19/-. P. & P. 3/6.

W.11 WOBBULATOR KIT. Produces a frequency modulated signal for alignment of F.M./A.M. including 465 kc/s. I.F. and T.V. Sound and Picture channels, £14/19/-. P. & P. 3/6.

PAINTON PLUGS AND SOCKETS. Full range in stock. Send us details of your requirements.

LARGE STOCKISTS OF COMPONENTS & EQUIPMENT

by well-known Manufacturers including:—

• A.B. METAL PRODUCTS • AVO • BELLING-LEE • BULGIN • COLVERN • DUBILIER • ERIE • MORGANITE • MULLARD • PAINTON • T.C.C. • WELWYN • WESTINGHOUSE

STEEL METER CASES

4 x 4 x 4in. Sloping Front		10 6
5 x 5 x 8in. Sloping Front		16 0
6 x 6 x 12in. Sloping Front	£1	5 6
4 x 4 x 2½in. Rectangular		8 6
6 x 4 x 3in. Rectangular		10 0
8 x 6 x 3in. Rectangular		12 6
10 x 6 x 2½in. Rectangular		14 6
10 x 7 x 7in. Alum. Panel	£1	7 6
12 x 7 x 7in. with Alum. Panel	£1	14 0
14 x 7 x 7in. with Alum. Panel	£1	17 6
14 x 9 x 8in. with Alum. Panel	£2	7 6
16 x 9 x 8in. with Alum. Panel	£2	12 6
16 x 11 x 8in. with Alum. Panel	£2	17 6
19 x 8 x 11in. with Alum Panel	£3	4 0
19 x 11 x 10in. with Alum. Panel	£3	6 0

ALSO FULL RANGE OF CHASSIS

Chassis and Case List Free on request.

ROTARY WAFER SWITCHES
A.B. Metal and N.S.F. Made to order. Price list free on request.

Immediate dispatch of goods available from stock.
Carriage charged extra at cost.

TELE-RADIO (1943) LTD
189 EDGWARE ROAD, LONDON, W.2

Phone: PAD 4455/6 Our only address ● Few mins from Marble Arch ● Open all day Sat.



KNOBS





BETTER STYLES **BETTER RANGE**

SUPPLIERS OF MOULDED CONTROL KNOBS, TERMINALS, ETC. OVER SIXTY STOCK PATTERNS. ENGRAVING TO INDIVIDUAL REQUIREMENTS

UNCLES BLISS & CO., LTD.
CHERRY ORCHARD RD, EAST CROYDON, SURREY
TELEPHONE: CROYDON 3379/6390

A.C. SOLENOID TYPE SCM

9/10ths FULL SIZE



Continuous 3 ozs. at ½"
Instantaneous to 2lbs.
Larger sizes available.

Also—Transformers to 7kVA 3 phase.

R. A. WEBBER LTD.
18 FOREST ROAD, KINGSWOOD, BRISTOL. Phone: 67-4065

German Radio Television and Phono Exhibition

Berlin 1961



August 25 to September 3, 1961
Exhibition ground at the West-Berlin radio tower

Information:
German Tourist Information Bureau 61 Conduit Street, London W 1

Congratulations

Wireless World

UPON YOUR

Golden Jubilee



1930 CONDENSER



1 CAPACITOR

Since 1912

When DUBILIER commenced manufacturing "Condensers" (now known as CAPACITORS) tremendous progress has been made in theory, research, circuit and equipment design, manufacturing techniques, scientific and industrial applications. DUBILIER has always been to the forefront as "makers of the worlds finest capacitors."

DUBILIER

DUBILIER CONDENSER CO. (1925) LTD., DUCON WORKS, VICTORIA ROAD, NORTH ACTON, LONDON, W.3.

Telephone: ACOrn 2241 (5 lines)
Cables: Hivoltcon, London.
Telegrams: Hivoltcon, London, Telex.
Telex: 25373

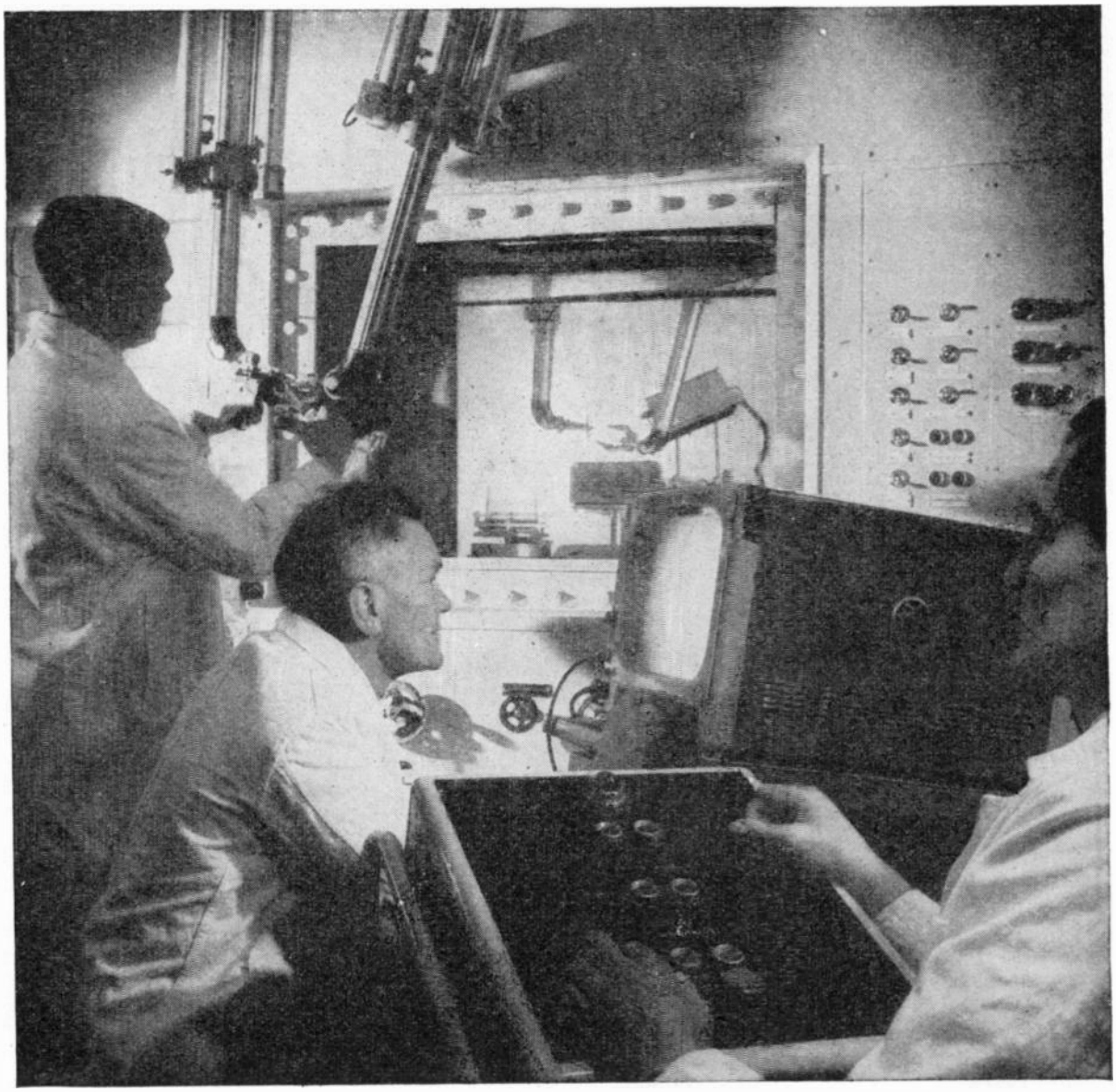

Pye at Dounreay

The Pye Instrument Group has supplied all the equipment to the U.K. Atomic Energy Authority for the irradiated fuel element laboratory at Dounreay. In addition to supplying equipment, Pye Ltd. acted as consultants and designers on all matters in that laboratory relating to instrumentation and remote handling. The illustration above shows manipulators working in conjunction with a television camera to handle and measure a sample from the fast reactor.

The Pye Instrument Group consists of : Pye Atomics Division ; Pye T.V.T. Ltd. Industrial Division ; Faraday Electronic Instruments Ltd., Labgear Ltd. : W. G. Pye & Co. Ltd.; Pye Telecommunications Ltd.; Unicam Instruments Ltd.; W. Bryan Savage Ltd.; W. Watson & Sons Ltd.

Transistors

teaching or learning...

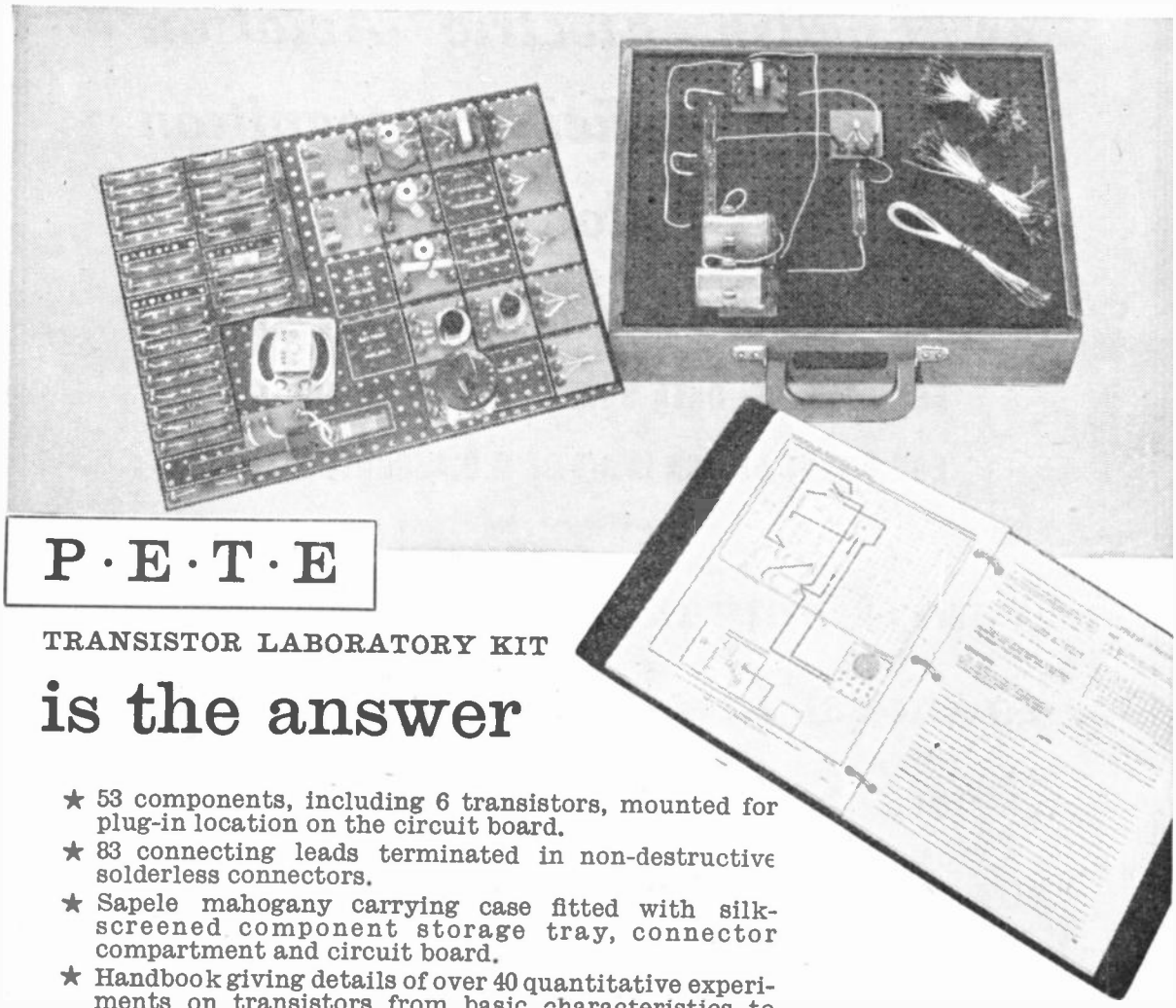

P·E·T·E

TRANSISTOR LABORATORY KIT

is the answer

★ 53 components, including 6 transistors, mounted for plug-in location on the circuit board.
★ 83 connecting leads terminated in non-destructive solderless connectors.
★ Sapele mahogany carrying case fitted with silk-screened component storage tray, connector compartment and circuit board.
★ Handbook giving details of over 40 quantitative experiments on transistors from basic characteristics to communications and pulse circuitry.

£26.0.0 plus 7/6 packing and delivery in U.K.

An extensive range of Electronic Training Equipment including TRANSISTOR LECTURE DEMONSTRATION EQUIPMENT is also available

PHILCO ELECTRONIC TRAINING EQUIPMENT

Write for details to: PHILCO INTERNATIONAL LTD. SOUTH STREET BISHOP'S STORTFORD, HERTS. Tel: Bishop's Stortford 971

£1,000

This is the sum invested in the purchase of E.T.S. Data Sheets by English Electric Aviation Ltd., since official recognition which is as follows:—

"THE MINISTRY OF AVIATION COMMENDS THE USE OF E.T.S. DATA SHEETS FOR PURPOSES OF EQUIPMENT DESIGN IN AID OF M.O.A. CONTRACTS."

Your Company may also wish to invest in efficiency if it uses Joint Service Type Approved electronic components.

For full details please apply to
H. W. DAVIES LTD., 1, Newman Road, Bromley, Kent
Telephone: Ravensbourne 8951

special industrial quality

NEWMARKET TRANSISTORS

the power transistor of the "60's"



HIGHER VOLTAGES
HIGHER CURRENTS
HIGHER POWERS
HIGHER GAINS

NKT 400 POWER TRANSISTORS
listed below all have cold weld closure for reliability and industry standard TO3 outline

NKT 401 24V High Power D.C. Converter Transistor (6A Voltage Rating 60V, 6A Beta 15-30)

NKT 402 12V High Power D.C. Converter Transistor (6A Voltage Rating 30V, 6A Beta 30-50)

NKT 403 24V High Gain Power Amplifier Transistor (5A Voltage Rating 60V, 1A Beta 50-150)

NKT 404 12V High Gain Power Amplifier Transistor (5A Voltage Rating 30V, 1A Beta 50-150)

DATA SHEETS ARE AVAILABLE DIRECT FROM NEWMARKET TRANSISTORS LIMITED

THE NKT 400 POWER RANGE *includes units with these characteristics:*

6.0A Current Gains of		**60**
6.0A Voltage Ratings	(Volts)	**60**
Max. Tj Rise above 25°C	(°C)	**60**
Beta 3A/Beta 1A	(%)	**60**
Leakage Current	(μA)	**60**
Saturation Voltage	(Volts)	**·60**
6.0A Base Drive Voltage	(Volts)	**·60**
Thermal Derating Factor	(W/°C)	**·60**
Frequency Cut-off	(Mc/S)	**·60**

(NKT) **NEWMARKET TRANSISTORS LTD.**
EXNING ROAD, NEWMARKET Tel: Newmarket 3381

MEMBER OF THE PE GROUP OF COMPANIES

New!

TRANSISTOR RADIOTELEPHONE

BY APPOINTMENT
TO H.R.H. DUKE OF EDINBURGH
SUPPLIERS OF
RADIO TELEPHONE EQUIPMENT
PYE TELECOMMUNICATIONS LTD

PYE

Mobile Ranger

MODELS PTC 2007 A.M.
PTC 8007 F.M.



The addition of a Transistor Power Supply unit to its many other leading features makes the Pye Ranger Radiotelephone even more attractive.

These new Radio Telephones include many other valuable features such as channel spacing down to 25 kc/s, multi-channel switching and low battery drain.

The Transistor Ranger is designed for operation in all climates.

Please write for full details.

Pye Telecommunications Limited, Newmarket Road, Cambridge
Telephone: Teversham 3131 Telegrams: Pyetelecom Cambridge

Wireless World

ELECTRONICS, RADIO, TELEVISION

APRIL 1961

Managing Editor:

HUGH S. POCOCK, M.I.E.E.

Editor:

F. L. DEVEREUX, B.Sc.

Assistant Editor:

H. W. BARNARD

155 Editorial Comment
156 Since the *Wireless World* Began
185 Low-cost Stereo Amplifier—1 *By E. Jeffery*
191 International Semiconductor Symposium
192 Letters to the Editor
194 Paris International Sound Festival
196 Elements of Electronic Circuits—24 *By J. M. Peters*
198 World of Wireless
200 News from Industry
201 Personalities
203 Fifty Years' Research in Radio Wave Propagation *By R. L. Smith-Rose*
208 Manufacturers' Products
210 Technical Notebook
211 International Electronic Components Show
213 Response Curves and Tone Quality *By M. G. Scroggie*
217 Some Thoughts on Inductance *By Thomas Roddam*
220 Short-wave Conditions
221 Multivibrator Design *By R. C. Foss and M. F. Sizmur*
225 Negative Feedback and Non-Linearity *By "Cathode Ray"*
231 Amateur Teleprinting *By A. C. Gee*
232 Unbiased *By "Free Grid"*
234 Random Reflections *By "Diallist"*
236 April Meetings

VOLUME 67 No 4.

PRICE: TWO SHILLINGS

FIFTY-FIRST YEAR OF PUBLICATION

Iliffe Electrical Publications Ltd. *Managing Director:* H. S. Pocock, M.I.E.E.
Dorset House, Stamford Street, London, S.E.1

Please address to Editor, Advertisement Manager, or Publisher as appropriate

©**Iliffe Electrical Publications Ltd. 1961.** Permission in writing from the Editor must first be obtained before letterpress or illustrations are reproduced from this journal. Brief abstracts or comments are allowed provided acknowledgment to the journal is given.

PUBLISHED MONTHLY (4th Monday of preceding month). *Telephone:* Waterloo 3333 (65 lines). *Telegrams:* "Ethaworld, London-SE1." *Annual Subscriptions: Home and Overseas*, £1 15s. 0d. *Canada and U.S.A.*, $5.00. Second-class mail privileges authorized at New York, N.Y. BRANCH OFFICES: *BIRMINGHAM:* King Edward House, New Street, 2. *Telephone:* Midland 7191. *COVENTRY:* 8-10 Corporation Street. *Telephone:* Coventry 25210. *GLASGOW:* 62, Buchanan Street, C.1. *Telephone:* Central 1265-6. *MANCHESTER:* 260, Deansgate, 3. *Telephone:* Blackfriars 4412. NEW YORK OFFICE: *U.S.A.:* 111, Broadway 6. *Telephone:* Digby 9-1197.

over 30 new circuits are in the **Mullard** REFERENCE MANUAL OF TRANSISTOR CIRCUITS



This new manual of transistor circuitry has been prepared by Mullard engineers, as an up-to-date and readable volume which will be of use and interest to technicians, service engineers, junior designers and electronics students.

It has a page size of 8½" x 5½" and describes more than 60 circuits—over 30 are made generally available for the first time—including both domestic and industrial applications.

308 PAGES · 241 DIAGRAMS · U.K. PRICE 12s. 6d.

PUBLISHED BY MULLARD LTD.

Get your copy of the Mullard "Reference Manual of Transistor Circuits" today from your radio dealer, or order direct from Mullard Ltd. (postage and packing 1s. 0d. extra in U.K.).

MULLARD LIMITED · MULLARD HOUSE · TORRINGTON PLACE · LONDON · W.C.1.

Overseas readers should enquire of their local Mullard Agents.

MVM 10

'ENGLISH ELECTRIC' announce the first

HIGH VACUUM VARIABLE CAPACITORS



developed and manufactured in Britain

The range comprises five types for operation in high voltage r.f. circuits which are all tunable over an approximately linear capacitance range. High vacuum variable capacitors offer outstanding advantages over conventional air dielectric counterparts:—

- **Compactness relative to high capacitance and operating voltage.**
- **Low self inductance and stray capacitance.**
- **No electrostatic dust precipitation on plates.**
- **Easily demountable.**

Full information on the present range is available from the address below:

Further types will be added to meet future requirements.

'ENGLISH ELECTRIC'

E.E.V. type	Approx linear capacitance range (pF)	Shaft turns in linear capacitance range	Max peak r.f. voltage (kV)	Max r.f. current (r.m.s.) (A)	Max length (in)	Max dia. (in)
U30/15	5—30	10.4	15	10*	6.5	2.13
U50/15	8—50	10.4	15	15*	6.5	2.75
U80/15	16—80	10.4	15	20*	6.5	3.30
U200/8	5.5—206	17	8	20†	9.5	2.49
U200/10	5.5—206	17	10	20†	9.5	3.50

* Up to 30 Mc/s † Up to 20 Mc/s

ENGLISH ELECTRIC VALVE CO. LTD

Chelmsford, England Telephone: Chelmsford 3491 | AGENTS THROUGHOUT THE WORLD

AP172

Wireless World

and the world of wireless were founded by

MARCONI

WORLD LEADERS IN EVERY BRANCH OF RADIO AND ELECTRONICS





In April 1911, Marconi's Wireless Telegraph Company published the first edition of the 'Marconigraph'. In 1913 its name was changed to 'Wireless World' and its publishers to the Marconi Press Agency, which had been founded in 1910 to provide a fast news service by wireless telegraphy. In 1914 the agency's name was changed to Wireless Press Limited and in 1924 the Company's interest in 'Wireless World' was acquired by the present proprietors.

MARCONI'S WIRELESS TELEGRAPH COMPANY LIMITED, CHELMSFORD, ESSEX, ENGLAND

THE MARK IV CAMERA CHAIN

EXPERIENCE COUNTS

Marconi's pioneered the use of the 4½ inch Image Orthicon Camera using the tube developed by their associates, the English Electric Valve Company. Marconi's have amassed more 'know-how' on the use of the 4½ inch Image Orthicon than any other manufacturer.



OVER 600 MARCONI IMAGE ORTHICON CAMERA CHAINS HAVE BEEN SOLD THROUGHOUT THE WORLD

BD 863 MARK IV IMAGE ORTHICON CAMERA

EXTREME STABILITY

Novel circuit design and careful choice of components give such a high degree of stability that operational controls have been removed from the camera.

FIRST CLASS PICTURE QUALITY

The 4½ inch Image Orthicon tube gives a picture quality substantially better than any other type or size.

LIGHT AND COMPACT

By reducing and simplifying the camera electronics its weight has been held below 100 lb. and its size made correspondingly small.

MARCONI

COMPLETE SOUND AND TELEVISION SYSTEMS

MARCONI'S WIRELESS TELEGRAPH COMPANY LIMITED · CHELMSFORD · ESSEX · ENGLAND

M4D

"BELLING-LEE" NOTES

No. 27 of a Series

Power Factor

When a steady e.m.f. is applied to an inductor, a current flows, its steady value being determined by the resistance of the winding, and this current creates a magnetic field surrounding the inductor. If the current varies, the field varies and, as is well known, when a field surrounding a coil varies an e.m.f. is created across its terminals; this is the principle of generation. This self-generated or induced e.m.f. is in opposition to the applied e.m.f., and its effect is therefore to impede the current producing it. Other things being equal, the magnitude of the induced e.m.f. is dependent upon the rate of change of the field.

If the applied e.m.f. is alternating, the maximum value of the induced e.m.f. occurs every half cycle at the instant when the current changes direction, for although its value is then zero, this is when the *rate of change* is greatest. The induced e.m.f. is therefore completely out of step (90° out of phase) with the current and, since it is opposing the applied e.m.f., the latter must already be in the opposite phase. This means that the current is lagging behind the applied e.m.f. by an amount depending on the characteristics of the inductor.

Looked at another way, it is obvious that while the current is increasing, the magnetic field is being built up, and as soon as the current starts diminishing, the field begins to collapse. Energy is therefore alternately stored up in the inductor and returned to the circuit, and if there were no losses, the net power consumed would be nil. If this could occur, it would mean that the current and the applied e.m.f. would be completely out of phase, zero current occurring at the instant of maximum voltage, and vice versa, the product (power) being zero. In practice, however, some energy is always dissipated, e.g. the inductor has some resistance and becomes hot, so the current is never completely out of phase with the applied e.m.f.; the power taken, then, is given by the product of the voltage and the in-phase component of the current. It can be demonstrated that the in-phase component of the current is the actual current value multiplied by the cosine of the angle of lag. Thus, if the angle of lag is 90°, the power is nil (cos 90° = 0) and, at the other extreme, if there is no angle of lag the power taken is the product of voltage and current since cos 0° = 1 (this is the familiar relationship applying to D.C. circuits, and all circuits which are entirely resistive).

The ratio of power dissipated to the apparent power (the direct product of volts and amps) is known as the "Power Factor," and it can be seen that it is the same thing as the cosine of the angle of phase lag between current and applied e.m.f. Similarly, in the case of a capacitor it can be shown that the current leads an applied e.m.f., and its power factor is given by the cosine of the angle of lead. The power factor of an inductor or a capacitor is therefore an index of its quality, and should ideally be zero.

However, when we consider the goodness of a power converting device, e.g. a motor, fed from an A.C. supply, preferably none of the current passing through it should be wasted. But any out-of-phase component of the current in a circuit contributes nothing to the power output of the device, and is termed "wattless," although it heats up the conductors and the generator, embarrassing the supply authority. From the point of view of circuit efficiency the e.m.f. and current should be in phase, i.e. the power factor should ideally be unity, although values down to 0.8 are generally considered satisfactory. Domestic consumers, who are charged for the power used, are not normally very interested in wattless current, but industrial users who are supplied on a maximum demand tariff are vitally concerned since their maximum demand meters register volt-amps. In all cases where the power factor is less than 0.8 it is desirable to improve matters and, since most circuits which have a poor power factor are mainly inductive, with the current lagging behind the voltage, by connecting a capacitor of appropriate value across them a wattless leading current is taken, which reduces the net wattless current to a reasonable value.

We would like to hear from any readers who have recently experienced rain or precipitation static interfering with reception. Please mark letters R.P.S. in the top left corner.

Advertisement of
BELLING & LEE LTD.
Great Cambridge Road, Enfield, Middx.

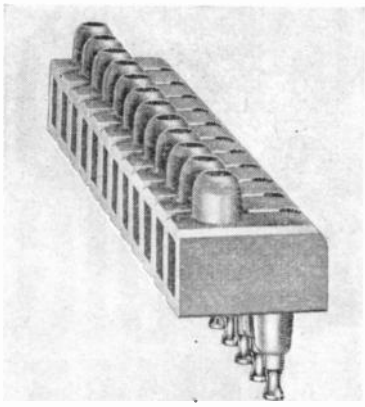

"Belling-Lee"

Flexible Terminal Blocks

For 30 years or more equipment engineers have been looking for connector blocks like this, which avoid the necessity for bringing internal wiring through the panel or back plate. This is always a difficult job to perform tidily, and one with an element of risk as well, as connections may be severed accidentally in use. These right-angle terminal blocks solve this problem neatly and efficiently and, being resilient, also obviate the chance of breakages by buffeting and shock.

Here then is the complete answer to all such problems, providing a point of smooth transfer from electronic to electrical wireman. It is available in 12-way, divisible strips, conservatively rated at 2 amp—this rating can safely be exceeded by 100% or more with only a moderate temperature rise—and, like our other flexible terminal blocks, has vibration proof screws.

Why not write for fuller details? This may be just the accessory you are looking for—in any case, it is just as well to have particulars of such a useful component on hand.

Most "Belling-Lee" products are covered by patents or registered designs or applications.

BELLING & LEE LTD
GREAT CAMBRIDGE ROAD, ENFIELD, MIDDX., ENGLAND

Telephone: Enfield 5393 · Telegrams: Radiobel, Enfield

DON'T DIG THAT DISC

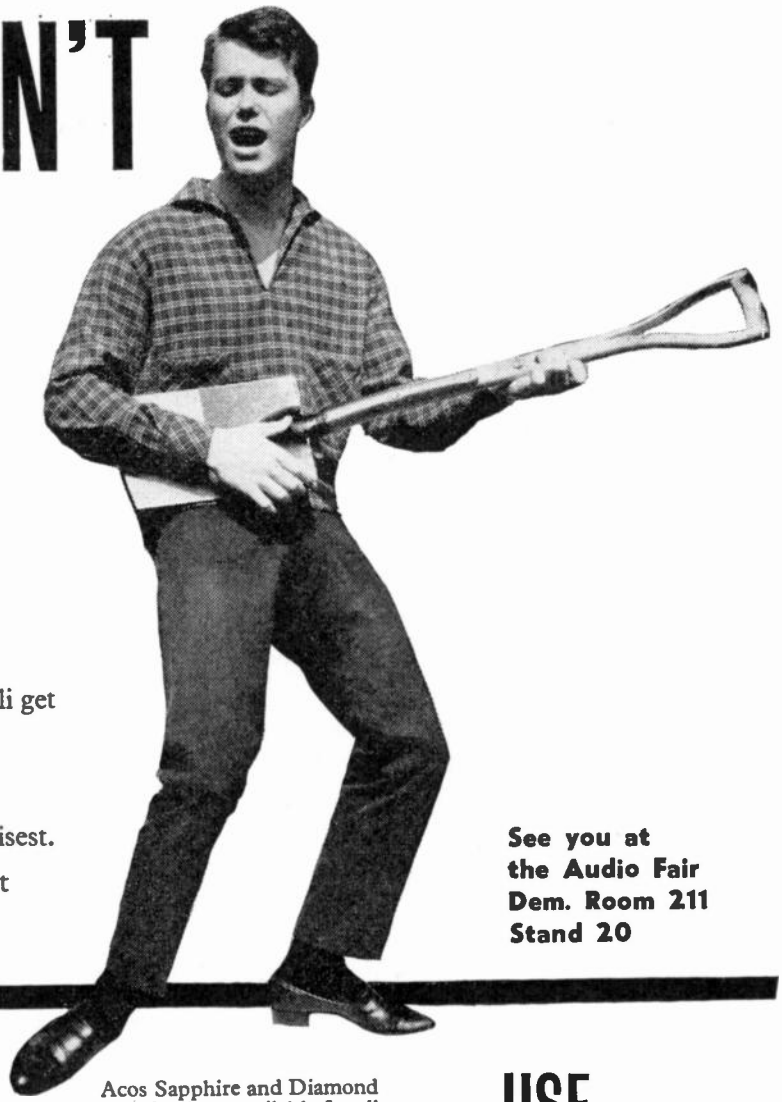

Don't be a square. Don't let your styli get square, either. Change them in time. *Get with it*, with the best styli— Acos styli. The greatest and the precisest. Positively the coolest, and the kindest to your discs.

See you at the Audio Fair Dem. Room 211 Stand 20



Acos Sapphire and Diamond Styli are available for all current Acos and ACOStereo mono and stereo pick-ups and cartridges, and also for most popular Garrard, Collaro; BSR, Decca, Telefunken, Pye, Philips and other heads. Every Acos stylus is precision made and polished, and individually tested at 500 times magnification for perfect shape and finish. Yet Acos styli cost no more than others: U.K. Retail price— Sapphire from 6/-, Diamond reduced to 35/8, incl. P.T., available from all good Dealers. The Acos Changer Dust Bug slips easily over most changer arms and wipes the record clear of dust, giving up to five times longer stylus life and protecting the disc.

USE ACOS x500 STYLI



acos **ARE DOING THINGS IN STYLI**

COSMOCORD LTD WALTHAM CROSS HERTS · TEL: WALTHAM CROSS 27331 (London subscribers please dial WS 27331)

Men in the Know

HAVE THE RIGHT CONTACTS

MAJOR TYPE 'BPO 3000'

The best known and most useful relay available. Spring sets allow from one make or break to 12 changeovers. For minute or heavy switching. Sensitivity down to 20 milliwatts. Adjustable for critical timing, fast or slow operation. Standard or Tropical finish. Special adaptations can be supplied.



Transparent covers for above now available.

and now PLUG-IN 3000 Type Relays

Plug-in facilities in addition to all the versatility and well-established, reliable features of the world's best known relays.

★ Positive contact between male and female pins.

★ Contacts: up to 18 light duty or 12 heavy duty.

★ Complete transistorized units.

★ A.C. or D.C. operation.

★ Transparent or metal cover.

★ Clip retains relay positively in any position.



SOCKETS AND FITTINGS ARE AVAILABLE FROM STOCK for immediate assembly of units.



PLUG-IN — TRANSISTORIZED UNIT

Operation AC or DC Switching or Signal Current AC or DC 5 to 500 micro-amps. Transfer switching current 10 amps. or 500 v.



MINOR TYPE '600' (Fitted with double pole changeover for 250 volts, 2 amps.)

Ideal for simple switching operations where lightness, compactness and economy are prime considerations. When fitted with contacts similar to those of the "B.P.O. 3000" type it is faster in operation and release.

This relay incorporates 15 amp. Micro Switch; 5 amp. Mercury Switch and standard 0.3 to 8 amp. contacts.



Available free on request, unique calculator providing full relay specifications.

KEYSWITCH RELAYS

SALES MANAGER

2 IRONGATE WHARF ROAD, PRAED ST., LONDON, W.2

Telephone: PADdington 2231

Extremely advantageous quotations can be offered for quantity orders

Contractors to Home and Overseas Governments and H.M. Crown Agents.

***RELAYS FOR ALL PURPOSES** can be manufactured to customers' requirements for:—*

AUTOMATION
COMPUTERS
BATCHING COUNTING and PHOTO-ELECTRICS
TELEPHONY and INTERCOM SYSTEMS
AUTO-TIMING and AUTOMATIC SIGNALS
MOTOR and MACHINERY CONTROL
CURRENT and VOLTAGE REGULATION, etc.

Plessey

TELECOMMUNICATIONS

serve the airways

Plessey is everywhere, you'll find . . . at Beirut Airport for example — and other major airports throughout the world — where radio teleprinter terminals by Plessey form an instantaneous link between control towers for the exchange of vital air traffic control information.

Plessey Telecommunications equipment is employed on a world-wide basis by Civil Aviation Authorities; similarly, it is used internationally by Meteorological Services.

Behind this achievement are the extensive prototype and quality manufacturing resources of the Telecommunications Division, inspired by the work of a unique research and development organisation. The Company recognises the need to segregate advanced thinking from the hustle and distraction of the factory. Accordingly, in addition to the Group Research Laboratories at Roke Manor and other specialised research centres already existing in the U.K., extremely well equipped laboratories have recently been established at West Leigh for advanced Telecommunications studies. In these establishments, the next generation of telecommunications equipment is already taking shape.

In close support at all times are the complete resources of the Plessey Group of Companies which include unrivalled tool making and machining facilities, a full range of environmental testing and production laboratories, and the service of the metallurgical and chemical laboratories at Caswell.

Telecommunications Division · Electronic & Equipment Group

THE PLESSEY COMPANY LIMITED · Ilford · Essex · Tel: Ilford 3040

Overseas Sales Organisation: **Plessey International Limited**



TDJA

Aspects of design

33

RF TETRODE FOR TELEVISION TUNERS

This is No. 33 in the series of articles dealing with advanced problems in circuit design published by The Ediswan Mazda Applications Laboratory. No. 34 will appear next month. We shall be pleased to answer queries arising from this or other articles. Reprints of the first twenty-four articles, in booklet form, are available on request.

The use of a tetrode valve in the RF stage of a television tuner offers certain advantages over the more conventional double-triode cascode arrangement. With the tetrode the number of circuit components required is smaller, the layout is simpler and for valves having comparable mutual conductance the single cathode type valve can be manufactured more economically.

A serious disadvantage of the multi-electrode valve as an RF amplifier for television has been its inferior noise performance compared with a triode. This is due to the presence of an additional noise source in the tetrode arising from the random division of the electron stream passing through the screen grid, the added noise, referred to as partition noise, increasing with screen current. This subject has been dealt with more fully in "Aspects of Design No. 32."

It follows that if the ratio of screen current to anode current can be kept as low as possible the effect of partition noise will be minimised and the noise of a tetrode then becomes low enough for this type of valve to be worthy of consideration as an RF amplifier for television. While it is possible to design tetrode valves in which the screen current is less than 10% of the anode current it must be remembered that the primary purpose of the screen grid is, in fact, to screen the input or control grid from the anode and thus reduce the g_1-a capacitance. Therefore although the screen current to anode current ratio can be made extremely low, with a corresponding reduction in tetrode noise, there is a limit to the extent to which this can be taken.

This limit is reached when any further reduction of screen current brought about by opening the winding pitch of the screen grid electrode increases the g_1-a capacitance to such an extent that instability may occur in operation.

It has been found that in the case of a high slope tetrode, an acceptable compromise between low partition noise and good screening can be obtained by designing a valve in which the g_1-a capacitance does not exceed 0.05 pF, giving a screen to anode current ratio of about 12%. It is then possible to use the tetrode successfully without any form of circuit neutralisation and obtain an acceptable performance. With frame grid techniques, a valve to the above specification can be manufactured with a high slope per milliamp of anode current resulting in a high gain stable RF valve with a noise performance much superior to that of a conventional pentode and nearly equal to that of a double triode cascode amplifier such as the 30L15.

The Ediswan Mazda tetrode that has been designed along these lines is the frame grid type 30F27 which is a VHF tetrode having variable-mu characteristics for reducing cross-modulation effects and a nominal mutual conductance of 15 mA/V at an anode current of 13.5 mA and a screen current of 1.7 mA.

CIRCUIT RECOMMENDATIONS FOR THE 30F27

The chassis layout for the 30F27 should follow the normal pattern for a VHF amplifier. It should have a well-fitting screen, going across the valveholder between grid and anode circuits and it is essential that the valveholder has a central earthed spigot.

The 30F27 can be used in a circuit with either grid current bias or cathode self bias, the latter giving the greater degree of anode current stabilisation with a normal spread of valve characteristics. However, stabilisation is satisfactory with grid current bias providing the screen supply is obtained from the lower potential end of the anode decoupling resistor (Fig. 1). This ensures that the screen voltage is controlled largely by the total current instead of being controlled only by the screen current. The high value of screen dropping resistor (33 kΩ) prevents the screen dissipation being exceeded should the valve be run without anode voltage. This can occur, for example, in a turret tuner when no band-pass segment is engaged. Moreover with grid current bias a further simplification of the circuit is obtained and a greater economy in the use of components can be effected.

The circuit recommended for the 30F27 when using grid current bias is shown in Fig. 1, with decoupling resistors suitable for a 200 V high tension supply. The following points should be noted:—

i. The screen voltage is dropped to 105 V to give an anode current of 14.0 mA with the relatively low bias voltage obtained from grid current which is of the order of 2 μA.

ii. To minimise feedback due to cathode lead inductance the cathode of the 30F27 is brought out on three separate pins, 1, 3 and 9. For this circuit pins 1 and 9 are strapped externally and taken to the grid circuit while pin 3 is taken to chassis.

iii. A low value inductance (about 20 mμH) is placed between g_2 (pin 8) and its decoupling capacitor to provide a small amount of regeneration on Band III.

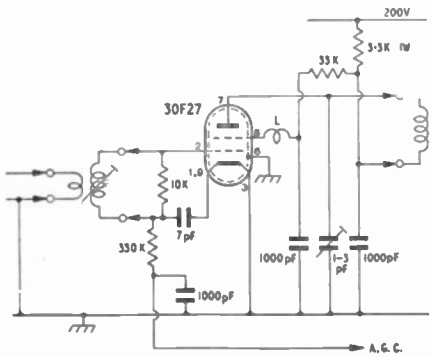

FIG. 1

ECONOMY IN CIRCUIT COMPONENTS WITH THE 30F27

Compared to the double-triode cascode circuit the use of the tetrode with cathode bias results in the saving of the following components:

(a) One resistor, previously required as part of the grounded grid potentiometer.

(b) Neutralising capacitor, usually 2 pF.

When using the tetrode under grid current bias conditions as shown in Fig. 1 there is a further saving, in that the cathode circuit decoupling capacitor (1000 pF) is not required. No cathode resistor is used but this is offset by the need for an additional resistor in the grid circuit.

COMPARATIVE PERFORMANCE OF THE 30F27, 30L1 and 30L15

The typical performance to be expected from a television tuner using the 30F27 and 30C15 is given in Table 1 with comparative figures for the 30L1 and 30L15 in place of the 30F27.

TABLE 1

Channel	30F27		30L1		30L15	
	Gain dB	Noise dB	Gain dB	Noise dB	Gain dB	Noise dB
2	51	5.0	46	4.0	50	3.3
11	48	7.8	41	8.2	48	6.5

Gain figures are for open-circuit calibration (generator emf)
Tuner mixer valve: 30C15
Transfer impedance of IF transformer: 2200 ohms.

The 30F27 will handle a larger input signal without cross modulation than either the 30L1 or 30L15 and it provides an economical, high gain, stable RF amplifier for a tuner, with a noise performance that is found to be acceptable except for the most exacting requirements.

Associated Electrical Industries Ltd
Radio and Electronic Components Division
Technical Service Department
155 Charing Cross Road, London, W.C.2
Tel: GERrard 9797 · Grams: Sieswan Westcent London

NEW TV TUNER HIGH SLOPE VHF TETRODE

EDISWAN MAZDA 30F27

The 30F27 is a frame grid VHF tetrode having a mutual conductance of 15 mA/V at an anode current of 13.5 mA and a screen current of 1.7 mA with variable-mu characteristics to reduce cross-modulation effects at high signal levels.

This tetrode used in the RF stage of a television tuner offers certain advantages over the more conventional double triode cascode arrangement. For instance, the number of circuit components required is smaller, the layout is simpler and for valves having comparable slopes the single cathode type valve can be manufactured more economically.

Normally the noise performance of a tetrode is inferior to that of a triode due to the presence of partition noise arising from the screen current. However the 30F27 has been specially designed to provide a low ratio of screen to anode current to minimise the effect of partition noise while still retaining good screening between control grid and anode. When this is used in conjunction with frame-grid techniques a high slope per milliamp of anode current can be obtained resulting in a high gain RF valve with a noise performance much superior to that of a conventional pentode and equal to that of a double triode cascode amplifier such as the 30L1.

Heater Current (amps)	I_h	0.3
Heater Voltage (volts)	V_h	3.7

TENTATIVE RATINGS AND DATA

Maximum Design Centre Ratings

Anode Dissipation (watts)	$p_{a(max)}$	2.5
Screen Dissipation (watts)	$p_{g2(max)}$	0.4
Anode Voltage (volts)	$V_{a(max)}$	250
Screen Voltage (volts)	$V_{g2(max)}$	230
Heater to Cathode Voltage (volts rms)	$V_{h-k(max)}$ rms	90*
Cathode Current (mA)	$I_{k(max)}$	18

* From cathode to higher potential heater pin.

Inter-electrode Capacitances (pF)†

Input Capacitance	c_{in}	6.3
Output Capacitance	c_{out}	1.8
Grid 1 to Anode	c_{g1-a}	0.027
Grid 1 to Grid 2	c_{g1-g2}	2.0
Grid 1 to Cathode	c_{g1-k}	4.0

† Measured in fully shielded socket, without can.

Maximum Dimensions (mm)

Overall Length	56
Seated Height	49
Diameter	22.2



TYPICAL OPERATION

		Cathode Self Bias Circuit	Grid Current Bias Circuit
Supply Voltage (volts)	V_b	200	200
Anode Voltage (volts)	V_a	170	150
Screen Voltage (Initial) (volts)	V_{g2}	140	105
Anode & Screen Common Decoupling Resistor (kΩ)		—	3.3
Anode Decoupling Resistor (kΩ)		2.2	—
Screen Decoupling Resistor (kΩ)		33	33
Cathode Bias Resistor (Ω)	R_k	82	—
Grid Current Bias Resistor (kΩ)	R_{g1}	—	330
Grid Bias Voltage approx. (volts)	V_{g1}	−1.25	—
Anode Current (mA)	I_a	13.5	14
Screen Current (mA)	I_{g2}	1.7	1.4
Mutual Conductance (mA/V)	g_m	15	15.5
Inner Amplification Factor (g_1 to g_2)	μ_{g1-g2}	60	—
Equivalent Grid Noise Resistance (Ω)	R_{eq}	450	—
Input Loss at 50 Mc/s (kΩ)	$r_{g1-k(w)}$	6.8¶	—
Input Capacity Working (pF)	$c_{in(w)}$	10.3¶§	—
Change in Input Capacity produced by biasing valve to cut-off (pF)	$\triangle c_{in(w)}$	2.9¶	—

¶ Measured at 50 Mc/s with the three cathodes strapped and taken directly to earth.

§ Inter-electrode capacity with holder capacity balanced out.

Tentative Characteristic Curves of Ediswan Mazda Valve Type 30F27

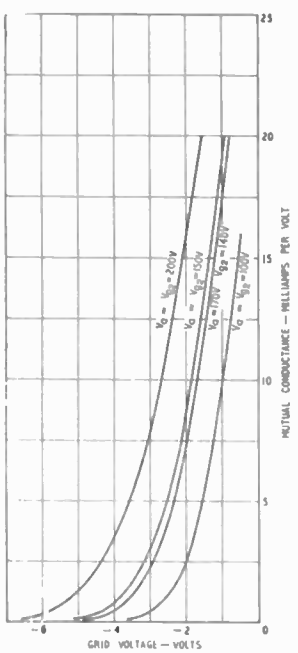

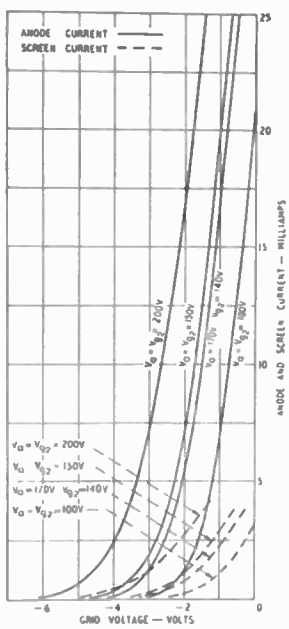

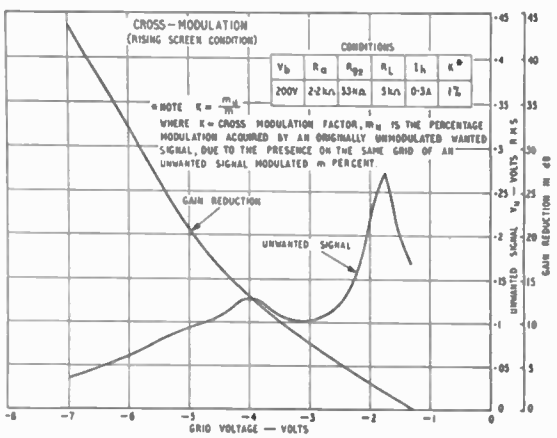

Base: B9A (Noval) **Mounting Position:** Unrestricted

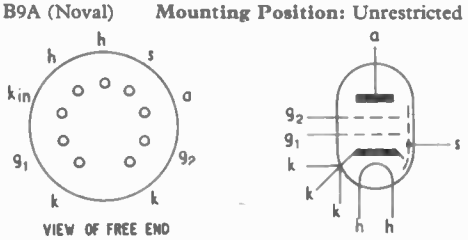

Associated Electrical Industries Ltd
Radio and Electronic Components Division
Technical Service Department
155 Charing Cross Road, London, W.C.2
Tel: GERrard 9797 Grams: Sieswan Westcent London

EDISWAN
MAZDA

EE 30 121 *for further details*

Points to note when choosing a V.L.F SIGNAL GENERATOR



V.L.F. SIGNAL GENERATOR Type No. 257

Can you change level and frequency instantaneously? Because of the long time-constants involved, adjustments of level and frequency on almost all V.L.F. Signal Generators take minutes to become effective. This irritating time-wastage has been eliminated on the Airmec V.L.F. Signal Generator Type 257 (0·03—30 c/s) by using a unique system for generating the output signals. The basic generator employs a motor-driven capacitor to modulate a high frequency signal which is then rectified and amplified to provide the very low frequency output. Hence frequency changes are made instantaneously by changing the motor speed and level setting is effected instantaneously by altering the RF signal level.

Is harmonic distortion low at all frequencies? Some V.L.F. Signal Generators only quote distortion figures at relatively high frequencies. This is understandable since the RC oscillators distortion normally worsens as the frequency is lowered and measurement of harmonics at very low frequencies is not easy. The purity of the waveform generated by the V.L.F. Signal Generator Type 257 is dependent only on the shape of the modulating capacitor vanes, and distortion (less than 2%) is therefore constant at all frequencies.

Is a quadrature output available? A quadrature output is now generally regarded as essential and is provided on many of the more expensive signal generators. The 257 has both a Reference Output (in phase with the normal output) and a Quadrature Output (lagging 90° on the normal output). These two additional signals have a useful level of 15 volts and are invaluable when measurements of phase are required to be made on very low frequency systems.

Is a Variable Phase Output available? In addition to the three outputs mentioned above the V.L.F. Signal Generator Type 257 is unique in providing an output the phase of which can be varied continuously over the range 0—360° by means of a calibrated control. This facility is obtained by rotating one of the pick-up stators of the modulating capacitor and the phase is therefore independent of both level and frequency.

Can Signals be obtained over a wide voltage range? Step and slide wire attenuators on the 257 enable the output to be set accurately to any voltage between 0·5 millivolts and 50 volts peak. The impedance is normally 10 k ohms but a position on the attenuator switch enables the output to be obtained from a Cathode Follower at an impedance of about 150 ohms. The maximum current obtainable is then limited to 7 mA peak.

Is the price reasonable? This is a very important question, and it might be thought that a generator with all the facilities of the 257 would be expensive. Potential users will therefore be pleased to learn that it costs only £220–0–0.

Write now for Descriptive leaflet 194A

In instrumentation

Airmec *makes most things.... better*

AIRMEC LIMITED · HIGH WYCOMBE · BUCKS Telephone High Wycombe 2501/7



Keep in touch—with BCC and the latest in communications techniques

BCC's Type 400/100 VHF 15-watt Fixed Station makes other means of communication look a little old fashioned. It's designed for the control of mobile systems, point-to-point links, ground/air communications and similar uses. Two-way, single or dual frequency simplex, or duplex operation. Auxiliary units are available for extended or remote simplex or duplex operation. A fully-descriptive leaflet is available.

Consult our Systems Planning Service for full information and guidance on communications systems planning

BRITISH COMMUNICATIONS CORPORATION LIMITED

High Wycombe, Bucks Tel: High Wycombe 2501

Cables: BeeCeeCee High Wycombe And at Wembley

BCC

FREE THIS BOOK WILL INTEREST YOU!

LEARNING the PRACTICAL WAY

Some of the actual equipment supplied with our courses.





A NEW-PRACTICAL WAY of UNDERSTANDING

RADIO · TELEVISION · ELECTRONICS

Including: Transistors; VHF/FM; Hi-Fi equipment; Computors; Servo-mechs; Test Instruments; Photo-electrics; Nucleonics; etc.

FOR ... Your Career ... Your Own Business ... An Absorbing Hobby ...

Radiostructor—an organisation *specialising* in electronic training systems—offers a new self-instructional method using specially designed equipment on a " do-it-yourself " basis.
You learn by building actual equipment with the big kits of components which we send you. You advance by simple steps, performing a whole series of interesting and instructive experiments — with no complicated mathematics! Instructional manuals employ the latest techniques for showing the full story of electronics in a practical and interesting way—in fact, you really have fun whilst learning!
Fill in the coupon below, for full particulars:—

RADIOSTRUCTOR
LEADS THE WORLD
IN ELECTRONICS TRAINING

POST NOW

To RADIOSTRUCTOR (Dept. G66),
READING, BERKS.

Please send brochure, without obligation, to:—

* *Name* .....

Address .....

.....

***BLOCK CAPITALS PLEASE**

(We do not employ representatives)

4.61

17 STANDARD SPEEDS

from 57 mins. per rev. to 2,700 revs. per min.

Type RQR





Type RQ 53

No other motors offer the wide range of speeds, torques and programme switching of the versatile Drayton RQ. Conforming to BSS 170/1939, it is suitable for continuous or intermittent running; reversing; and can also be supplied with or without internal limit and programme switches. Motors giving a shaft rotation of more than one revolution before switching operates, or with multi-position switching, are also available. Write now for your copy of Data Sheet No. 302.

Type RQH



Type RQU



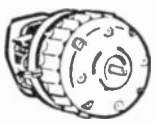

Type RQG



DRAYTON 'RQ' MOTORS

THE DRAYTON REGULATOR & INSTRUMENT CO. LTD
West Drayton, Middlesex *Phone: West Drayton 4012*

DR.9A

Vortexion
quality equipment

120/200 WATT AMPLIFIER



Will deliver 120 watts continuous signal and over 200 watts peak Audio. It is completely stable with any type of load and may be used to drive motors or other devices to over 120 watts at frequencies from 20,000 down to 30 cps in standard form or other frequencies to order. The distortion is less than 0.2% and the noise level —95 dB. A floating series parallel output is provided for 100-120 V. or 200-250 V. and this cool running amplifier occupies 12¼ inches of standard rack space by 11 inches deep. Weight 60lb.

Audio Fair,
Booth No. 51,
Demonstration Room No. 149,
Hotel Russell, 6th - 9th April, 1961

30/50 WATT AMPLIFIER

Gives 30 watts continuous signal and 50 watts peak Audio. With voice coil feedback distortion is under 0.1% and when arranged for tertiary feedback and 100 volt line it is under 0.15%. The hum and noise is better than —85 dB referred to 30 watt.



It is available in our standard steel case with Baxendale tone controls and up to 4 mixed inputs, which may be balanced line 30 ohm microphones or equalised P.U.s to choice.

ELECTRONIC MIXER/AMPLIFIER

This high fidelity 10/15 watt Ultra Linear Amplifier has a built-in mixer and Baxendale tone controls. The standard model has 4 inputs, two for balanced 30 ohm microphones, one for pick-up C.C.I.R. compensated and one for tape or radio input. Alternative or additional inputs are available to special order. A feed direct out from the mixer is standard and output impedances of 4-8-16 ohms or 100 volt line are to choice. All inputs and outputs are at the rear and it has been designed for cool continuous operation either on 19 x 7in. rack panel form or in standard ventilated steel case.

Size 18 x 7½ x 9½in. deep.

Price of standard model £49.

12-WAY ELECTRONIC MIXER

The 12-way electronic mixer has facilities for mixing 12 balanced line microphones. Each of the 12 lines has its own potted mumetal shielded microphone transformer and input valve, each control is hermetically sealed. Muting switches are normally fitted on each channel and the unit is fed from its own mumetal shielded mains transformer and metal rectifier.



Also 3-way mixers and Peak Programme Meters. 4-way mixers and 2 x 5-way stereo mixers with outputs for echo chambers, etc. Details on request.

Full details and prices of the above on request

VORTEXION LIMITED, 257-263 The Broadway, Wimbledon, London, S.W.19

Telephone: : LIBerty 2814 and 6242-3 Telegrams : "Vortexion, Wimble, London."

Audio Fair, BOOTH No. 51, DEMONSTRATION ROOM No. 149, Hotel Russell, 6th - 9th April.

Immediate delivery
of imported
HIGH STABILITY CARBON RESISTORS

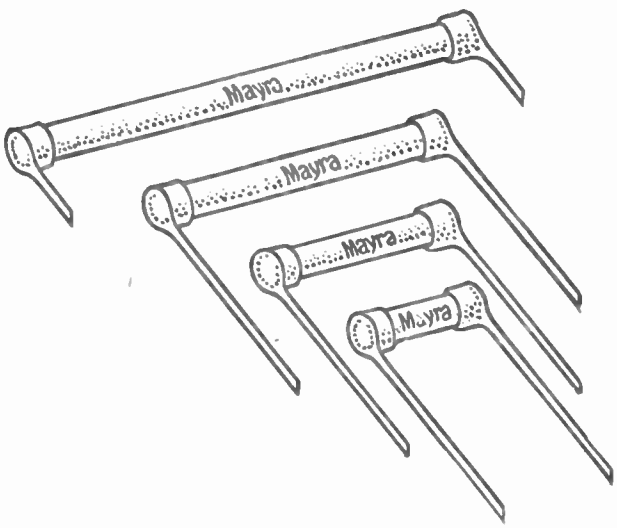

CLOSE TOLERANCE ± 0.5%
VALUES UP TO 10 MΩ
COMPETITIVE PRICES

Values are in decade multiples of 10Ω, 20Ω & 50Ω up to 10 MΩ. Temperature coefficient better than 0.025% per degree C up to 100 KΩ.

Send for detailed technical specification and full price list to:

MAYRA ELECTRONICS LTD., 551 HOLLOWAY RD., LONDON, N.19
Tel.: Archway 5615



Television history was made at night, at 10 p.m. to be exact, when a 45-second "live" Commercial was flashed across Europe from race-track to the screens of Britain's network within four hours of Stirling Moss winning the Monaco Grand Prix

A telephone interview with the winning driver was recorded over land lines from Monte Carlo to the A.B.C. Studios, while photographs were wired to Fleet Street and rushed by motor-cycle to Teddington.

For permission to reproduce this picture of the editing of the interview we are indebted to The Dunlop Rubber Company Limited and Charles F. Higham Limited, their Advertising Agents, and to A.B.C. Television Limited, in whose Teddington Studios the photograph was taken.

Evidence in Camera



Of interest not only for its story, this picture has provided (quite unintentionally) striking evidence of the reputation enjoyed by LEAK. It is a typical incident of the use of LEAK equipment by professional audio engineers in broadcasting and recording studios throughout the world, who choose LEAK for quality of performance and reliability. Does *your* installation measure up to these standards? If it does not, your LEAK Dealer can help you. The prices of LEAK studio quality equipment are made possible only by world-wide sales.



The new LEAK Varislope Stereo pre-amplifier (illustrated above) incorporates facilities which make it the most comprehensive pre-amplifier presently available.

PRICE £25

We shall be pleased to send you a copy of Thomas Heinitz' review of this "Remarkable new control unit for stereo" reprinted from "Records and Recording."

Whether you are for Monaural or Stereo, LEAK equipment offers you the best of either. These suggestions may help you.

Monaural		Stereo
Varislope III Pre-Amplifier		Point One Stereo Pre-Amplifier
TL/12 Plus Power Amplifier		Stereo 20 Power Amplifier
Southdown Cabinet.		Southdown Cabinet
Total £55 13 0		Total £72 9 0

Ask your Dealer or write to us for brochures

LEAK the first name in High Fidelity

See and Hear
LEAK EQUIPMENT
at the Audio Fair
Booth 22 Dem. Room 304

H. J. LEAK & CO. LTD., BRUNEL ROAD, WESTWAY FACTORY ESTATE, LONDON, W.3
Telephone: SHEpherds Bush 1173. Telegrams: SINUSOIDAL, EALUX, LONDON

2-METER TRANSMITTER/RECEIVERS (115-156 Mc/s)

Supplied only to Licensed Amateur Transmitters. All have built-in power supply. T/X input 10 watts. Supplied complete with plugs and crystals (in band). Condition is outwardly very good but minor faults likely due to long storage. Any faulty parts or valves replaced.

Type (1) 4-Channel 24 v. operated	£5	0 0
Type (2) 4-Channel 12 v. operated	£9	15 0
Type (3) 10-Channel 24 v. operated	£6	6 0
Type (4) 10-Channel 12 v. operated	£11	0 0

Carriage on any of above 10/-.

Send for full details.

50-MICRO AMP MOVING COIL METERS

Brand new and boxed. Large stocks available.

3×2¾in. rectangular case, scale numerals shifted by lever, giving positions " Set-Zero ": 0-3, 0-30, 0-300. Easily recalibrated and adjustable to centre zero 25-0-25 μA. Makes 20,000 opv multimeter. Multirange scales V-Ω-Ma/shunts and multipliers available. Price 19/6. Plus 6d. Postage.

A RANGE OF METER BOXES

Useful for all kinds of testgear: a quality job with fully-formed pressed steel lids, welded construction, grey hammer finish enamel.

Price: 4×5¼in. Panel in depths of 2, 3 or 4in., 9/-, 9/6 and 10/- respectively, or with 4⅝×7⅛ panel, 10/9, 11/3 and 11/6.

Available punched to take above meter 1/6 extra.

TRANSISTORS

Equivalents to OC71, OC72 or OC44. Price 3/- each.

TRANSISTORISED D/C—D/C CONVERTOR KITS

Consist of Toroidal Transformer. Matched transistors mounted on heat sink. Silicon Rectifiers, Electrolytic Condensers, Relay, Safety Diode, and full instructions. Efficiency approx. 85%. All are for 12 volts input.

Type (1) Output 30 watts with tappings at 300, 240 and 200 v. Price	£5	15	0
Type (2) As above but 45 watts. Price	£6	17	6
Type (3) As above but 75 watts. Price	£7	17	6
Type (4) Output 75 watts with tappings at 600, 480 and 400 v. Price	£8	5	0
Type (5) Output 100 watts with tappings at 300, 420 and 200 v. Price	£8	15	0
Type (6) Output 100 watts with tappings at 600, 480 and 400 v. Price	£9	2	6
Type (7) Output 150 watts with tappings at 600, 480 and 400 v. Price	£11	11	0

TRANSISTORISED D/C—A/C CONVERTOR KITS

Consist of Toroidal Transformer, matched Transistors mounted on heat sink, Safety Diode, Relay and full instructions. Frequency 400 c. Many devices normally operating at 50 c., may be operated successfully from units built from these kits, excepting synchronous devices, etc. All are for 12 v. input and 240 v. output.

Type (8) Output up to 45 w. Price	£4	15	0
Type (9) Output up to 60 w. Price	£5	17	6
Type (10) Output up to 75 w. Price	£6	17	6
Type (11) Output up to 100 w. Price	£7	15	0
Type (12) Output up to 150 w. Price	£9	15	0

4-METER TRANSMITTER/RECEIVERS (60-95 M/cs)

Supplied only to Licensed Amateur Transmitters. Single channel crystal controlled TX and R/X. Built-in 12 v. power supply and loudspeaker. R/X is double superhet. T/X input 4 watts. Size 14×13×7in. Supplied complete with M/c mike, crystals (in band), plugs and full technical data. Price: (air tested) £22. A few available in slightly soiled condition (complete as above) at half price. Send for full Technical Details.

RELAYS

Maker	Type Number	Type	Coil Res.	Energising	Contacts	Price
Magnetic Devices	2400	Shortened 600	10 KΩ	100 v.	5 P.C.O.	10/-
Ditto	2400	Shortened 600	1.4 KΩ	40 v.	5 P.C.O.	7/6
Ditto	596	—	3.2 KΩ	60 v.	4 P.C.O.	7/6
Ditto	105	—	300Ω	24 v.	2 P.N.O. H/D	7/6
Ditto	105	—	300Ω	24 v.	1 P.N.C. (5 amp), 1 P.N.O. (15 amp)	7/6
Ditto U.S.A.	300-2	Polarised Octal Base	20Ω Twin	30-60 M/A	1 P.C.O.	7/6
American	A.P.L.C.	U.S.A. Post Office	6500Ω	2 M/A	1 P.C.O.	2/6
American	A.P.H.C.	U.S.A. Post Office	3500Ω	6 M/A	1 P.C.O.	2/6
American	A.P.A.C.	Antenna Change Over	300Ω	12-24 v.	2 P.C.O.	3/6
American	6385	U.S.A. Post Office	200Ω	12 v.	1 P.N.O. (5 amp)	3/6
Various	3000	Standard British P.O.	500+500Ω	—	2 P.C.O.+1 P.N.O.	7/6
Various	3000	Standard British P.O.	2000Ω	50 v.	8 P.N.O.	7/6
T.M.C.	5C9	Carpenter Polarised	1685Ω Twin	—	1 P.C.O.	10/-
T.M.C.	5HM19A	Carpenter Polarised	28Ω Twin	—	1 P.C.O.	12/6

ADVANCE CONSTANT VOLTAGE TRANSFORMERS

Input 85-110 v. 50 c. Output 350 v. RMS. .83 amps. Inputs or outputs may be paralleled or seriesed. Price £3.

MAINS TRANSFORMERS

Input 200-250 v. Output 500-0-500 v. at one ampere and 6.3 v. 5 A. Price £3/3/-. Carriage 10/-.

TESTGEAR COMPONENTS (LONDON) LTD

Mail Order to:

15 ARCANY ROAD, SOUTH OCKENDON, ESSEX. *TEL: AMBassador 1958*

Solderless Transistor 3

Any boy from eight years onwards will easily make this pocket size transistor set. No soldering is involved and in fact the set can be made up virtually without tools. It is nevertheless a workmanlike job which when completed, will receive Luxembourg and local stations entirely without aerial or earth. Uses two transistors and diode in reflex circuit. Other features include optional medium and long waves and loud speaker.



The parcel contains everything necessary to complete as follows:—
Packet of Solderless terminals.
Packet of Condensers.
Packet of Resistors.
Packet of Transistors.
Connecting wire.
Proper plastic transistor set case with printed scale and tuner.
Hearing aid type headphone.
Plug and socket with on/off switch, and full comprehensive easy to follow instructions. Price 37/6 plus 2/6 post and insurance.

Miniature Earphones

For Transistor Circuits or Deaf Aid. Very light weight and easy to wear, cord almost invisible, good quality production of music and voice, complete with miniature plug and socket, ready to use—correct impedance OK for red spot and similar transistors. Crystal and Magnetic, 9/-. Post and Insurance 1/-.

Miniature Plug and Socket

as used with the above can be supplied separately price 3/6.

Smallest Possible 2-gang



With built in trimmers, polystyrene cased, size only 1 × 1 × 7/16in., price 17/6. Smallest IF and oscillator to match, 21/-. P.P. input and P.P. output transformers, 12/6. Circuit diagram free with any of above.



Transistor Set Cabinet

Very modern cream cabinet, size 3½ × 3 × 1½ in. with chrome handle, tuning knob and scale. Price 7/6, plus 1/6 postage and packing.

Cine Cameras



16 mm. motorised (24 V. A.C.) for 16 frames per second, contains fine f/8.5 triple anastigmatic lens and spool to carry 25ft. of film — probable cost around £150, brand new and in sealed carton, £3/19/6. Post and insurance 3/6.

High Voltage Rectifiers

CV19 63 kV., Peak 800 mA.	£4 17 6
CV1504 60 kV., Peak 1,200 mA.	£5 17 6
CV74 40 kV., Peak 600 mA.	£2 17 6
CV1508 8 kV., Peak 1,000 mA.	£1 17 6
CV1111 14 kV., Peak 350 mA.	7 6

THE REAL COMPANION

CAR RADIO PORTABLE



There's nothing to compare with this so don't buy your portable until you have heard this one—call at any branch for demonstration — you will be well satisfied—why not earn spare time cash making them up for your friends?

NOTE THESE FEATURES

★ 400/500 mw. Output Push-Pull.
★ 6 First Grade Transistors.
★ Latest Type Superhet Circuit.
★ Medium and Long Wave.
★ Internal Ferrite aerial lits wound.
★ High "Q" coils.
★ Latest type printed circuit with components plan.
★ Slow motion tuning.
★ Car aerial attachment.
★ Two-tone cabinet.
★ High flux elliptical speaker.
★ Size 11 × 8 × 3in. approximately.
★ Easy to follow instructions.
★ 12 months' guarantee all components.
★ No technical knowledge required.
★ Service available at moderate charges.

ORDER IN CONFIDENCE

Money returned in full if parcel not up to expectation and returned unassembled. Price complete, less battery £9/19/6. Battery 3/6 plus carr. and insurance 7/6.

This Month's Snip

Collaro Studio Tape Deck, 3 speeds 7½ · 3¾ · 1⅞ with twin track quality £12/10/- plus 5/- carriage and insurance.

TRANSISTOR POCKET RADIOS

The Moulded Cabinet illustrated is used for six results-proved circuits all of which cover the long and medium waves but do not require aerial or earth—truly portable.



The Secret Three. This is an earphone model for private listening, ideal for hikers, etc., uses two special transistors in a reflex circuit and germanium diode—complete with miniature push into ear type earphone 37/6 plus 2/- post and ins.

The Pocket Four. A loudspeaker model as above but with extra high gain audio stage 52/6 plus 2/6 post and ins.,

The Pocket Five. As above but with extra A.F. stage—feed back control—and other refinement for weak reception areas, 67/6 plus 2/6 post and ins.

The Push-Pull 7. As pocket five but with 2 more transistors in a push pull moving coil speaker stage—really big output £5/17/6 plus 3/- post and ins.

The Superhet 7. As P.P.7 but a superhet with printed circuitry £9/19/6 plus 3/6 post and ins.

Send S.A.E. for free booklet of these Circuits. Demonstrations at all branches—only first grade transistors used—batteries not included in above prices.



TABBY EQUIPMENT COMPLETE

Complete equipment for seeing in the dark, as fitted to Army vehicles for night driving, etc. Complete working equipment comprises: 2 Infra Red Radiators, adjustable binoculars, power pack for 6 or 12 volts, control units and interconnection cables. Original cost, probably around £100. Unused and in perfect order—£6/19/6 or 10/- deposit and 15 fortnightly payments of 10/-.

Oriental Multimeter



Extremely good test meter in bakelite case — 1,000 o.p.v.—3½ movement AC/DC ranges: 10 v., 50 v., 250 v., 500 v., 1,000 v. A.C. and D.C.

1 mA.-100 mA.-500 mA. D.C. current resistance 0-2,000 ohms 012 megs.

Size approx. 5in. × 3in. × 2½in.

Price 69/6 plus 2/6 post and ins.

Transistors for R.F., F.M. T.V. and U.H.F.

Frequencies quoted are approx.	cut-off.
SB 078 15-20 Mc/s.	8/6
SB 305 20-30 Mc/s.	9/-
SB 221R 40-50 Mc/s.	15/-
AMERICAN 2N1727 100-150 Mc/s.	15/-
AMERICAN 2N1728 100-150 Mc/s.	12/6
AMERICAN T1832 1000-1300 Mc/s.	25/-
AMERICAN T1833 1000-1300 Mc/s.	25/-

Yaxley Switches

1 Pole 3 Way	1/6
1 Pole 5 Way	2/-
1 Pole 12 Way	3/-
2 Pole 2 Way	2/6
2 Pole 4 Way	2/-
2 Pole 6 Way	2/6
2 Pole 8 Way	3/6
2 Pole 12 Way	4/6
3 Pole 3 Way	1/6
3 Pole 6 Way	3/6
4 Pole 4 Way	3/-
6 Position Shorting	2/-
6 Pole 3 Way	2/8
6 Pole 3 Way	3/6
8 Pole 2 Way	2/-
9 Pole 3 Way	2/6
12 Pole 2 Way	2/-

SUB MINIATURE COMPONENTS FOR TRANSISTOR SETS

- Push-pull o.p.t. and driver, 17/6 pair (500 milliwatt), 12/6 pair (300 milliwatt).
- 3 I.F. transformers and oscillator and circuit. 23/6.
- Two gang tuning condenser to suit above I.F.S. and rod aerial, 11/6, fast and slow, 9/6 ordinary.
- Printed circuit for above with construction data pocket size, 8/6. Showroom size, 7/6.
- Smallest possible electrolytics, 1/9 each; 1 mfd. 2 mfd., 4 mfd., 10 mfd., 20 mfd., 30 mfd., 50 mfd., 100 mfd., 200 mfd.
- Smallest ¼ watt resistors, 5d. each, all popular values.
- Miniature 0.1 mfd., 1/- 0.05, .01, 9d., valves up to 0.005, 6d. each.
- Miniature slide switch, 2/6.
- Transistor holder, 1/6 each.
- Edgewise Volume controls, 2K, 5K, 10K, 20K, all 2/6 each.
- Set of 6 transistors for superhet in original packets guaranteed. Mullard OC44, OC45, OC45, OC71, matched pair OC72, £3/10/- the set.
- Superhet 6 all first grade includes matched pair 45/-.
- Ditto, second but tested, 30/-.
- Oscillator and 2 I.F.—new American High Gain, 35/-.
- Red Spots, 3/6.
- White Spots, 3/9.
- Surface barrier (super white spot), 6/6.
- Surface barriers 15 mc/s., 9/6.
- Diodes 1/- sub-miniature, 2/6.
- 3in. Speakers, 3 ohm, 18/6.
- 2½in. Speakers, 3 ohm, 19/6.
- Elliptical Speaker, 7 × 4in., 3 ohm or 35 ohm. 19/6.

ELECTRONIC PRECISION EQUIPMENT, LTD.

post orders are dealt with from Eastbourne, so for prompt attention please post your orders to 66 Grove Road, Eastbourne, marked Department 2. Callers may use any one of the Companies below.

266 London Road, Croydon.	29 Stroud Green Road, Finsbury Park N.4.	520 High Street North, Manor Park, E.12.	42-46 Windmill Hill, Ruislip, Middx.	246 High St., Harlesden N.W.10.
Phone: CRO 6558.	Phone: ARChway 1049	Phone: ILFord 1011	Phone: RUislip 5780	Phone: ELGar 4444.
Half-day, Wednesday	Half-day, Thursday.	Half-day, Thursday.	Half-day, Wednesday	Half-day, Thursday.



(IMPORTED)

CRYSTAL MICROPHONE BM-3

Slim type. Suitable for all crystal imputs.

57/6

Complete with
Stand and
Neck Cord
Post & Package 3/- extra

SPECIFICATIONS

Frequency Response	100-8,000 cps.
Sensitivity	—62 db at 1,000 cps. 1V/μbar
Termination	1-2 MΩ
Electrical Impedance	75 KΩ 1,000 cps. 68°F
Stand Screw	5/8in.
Cable	5ft. of single conductor shielded vinyl cable.
Net weight	7.9 oz. without stand.
Length	7.9in.
Diameter of Head	1.3in.

FREQUENCY RESPONSE MODEL BM-3

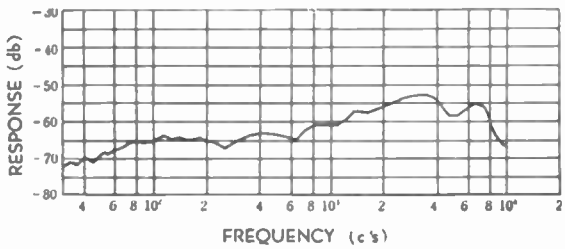

MODEL BM-3 CRYSTAL MICROPHONE: Proved and tested as the finest value in microphones on the market today. Slim type, with 'on-off' switch, used for stand, desk, hand-held or breast. For hand-held or breast, the adaptor may be removed.

Aluminium, diecast casing with black metallic paint finish and the front quality chrome plated.



As illustrated above
Post & Package 2/- extra

45/-

C. MARKS & CO. (NEWPORT, MON.) LTD.

90, COMMERCIAL STREET, NEWPORT, MON

All mail orders and enquiries to above address.

Tel.: NEWPORT 64711

also at
25, WYNDHAM ARCADE, CARDIFF

TRADE ENQUIRIES INVITED



INTERCOM SETS

Small office types, also 12 up to 72 way; example illustrated 42 way.



AMPERIOR

6-10 W. P/pull.

This most popular range of twin input models, really answers the portable and gen. purpose needs. Production up ten-fold.

PRICE:- now from **£11/15/-** complete

FOR SOUND AND SERVICE

E.K.E.

E. K. ELECTRONICS (I.A.) LTD.
BROTHERTON, KNOTTINGLEY,
YORKS.

AMPERIAL



25, 30 or 40 watt output to suit any installation from 1 ohm to 100 volt line. 3 fully mixing separate EF86 pre-amp stages built in, each having low noise, close tolerance, hi stability components. Britain's best for 2 years. Now

REDUCED PRICE e.g. 25w. model List **25 GNS.**

TAPE SLAVE (Pat. Ap.)

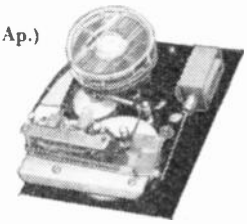

Low priced reliable unit for industrial, educational and/or display switching.



STEREO

Home enthusiast searching for right price with top performance can use this with any crystal pick up of the 250 m.v. class.

Order as **£7/7/-** Adaural stereo. P. & P. 4/-.

SIXTY WATTS

With in-built pre-amps and single player or auto change record playing equipment! Housed industrially in wooden or 18 s.w.g. steel cases. Immediate delivery.

L/SPEAKERS

5in.-15in., of five makers always in stock.



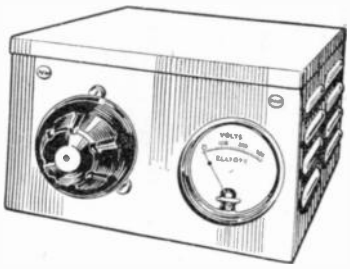

BRAND NEW VARIABLE VOLTAGE TRANSFORMER. 230 volt A.C. input. Fitted in steel hammer finish case complete with 0–300 volt M.C. A.C. Meter, fuse and neon indicator light. Output constantly variable from 0–270 volt A.C. Type 1. 2.2 amp. Price £8/10/–, carriage 10/–.

BRAND NEW VARIABLE VOLTAGE TRANSFORMER. For 230 volt A.C. input. In cases as above with meter, fuse and indicator light. Output constantly variable from 0–230 volt A.C. Type 15. 15 amp. Price £22/10/–. Carr. 15/–.

SPECIAL OFFER. TRANSISTORS EX BRAND NEW EQUIPMENT. 2 off C.101A Push-Pull pair, Output 400 MW. (=OC72) and 1 off X.B103 Driver (=OC71). Set of 3 15/6, postage paid.

NEW WIRE WOUND RHEOSTAT ON CERAMIC. 58 ohm. 50 watt, complete with instrument knob. Price 8/6. P. & P. 1/6.

W. W. RHEOSTAT. New. 3.5K or 5K 25 watts. Price 7/6. P. & P. 1/6.

AUTO TRANSFORMERS. Step up, step down. 110–200–220–240 v. Fully shrouded. New. 300 watt type £2/2/- each. P. & P. 2/6. 500 watt type £3/3/- each. P. & P. 3/9. 1,000 watt type £4/4/- each. P. & P. 6/6.

HEAVY DUTY L.T. TRANSFORMER. Very conservatively rated for continuous duty. New. In manufacturer's cases. Input 110–260 volt multi-tapped. 50 cycles, single phase. Output 28–29–30–31 volts at 21 ampere. Price £6/15/-, carriage 10/–.

ENGINE SPEED INDICATOR. On the basis of a special ex-R.A.F. meter which we are able to supply and a few small linking parts which can be purchased anywhere, an inexpensive engine speed indicator can be made up which works on simple pulse counting principles in conjunction with the contact braker on the distributor. Will give direct reading in R.P.M. Full conversion instructions are supplied by us. Additional standard parts required easily obtainable for about 15/–. R.A.F. meter as offered by us 16/6, plus 2/6.

EX R.A.F. AIR POSITION INDICATOR, containing 3 ball and plate infinitely variable resolving gears, miniature spur bevel and worm gear drives, also toggle, push button and rotary switches, repeater motor, 4 mechanical counters, miniature lamp holders and lamps etc. As new. Illustration below. Price 22/6, P. & P. 3/6



ROTARY SWITCH REGULATOR. 25 ohms, very conservatively rated at 4 amp., will handle 8 amp. Overall size 7 x 8 x 6in. Price 15/-. P. & P. 2/6.





TWELVE PLATE F.W. BRIDGE CONNECTED RECTIFIER mounted on 200/250 volt A.C. input transformer. Output 36/40 volt D.C. at 1.2 amps. New, perfect. Price 16/6. P. & P. 3/6.

S.T.C. RECTIFIER. 36 plates by 120 mm. Bridge connected. Maximum A.C. input 60 volt. D.C. output 15 amp. New, perfect. Price 60/–. P. & P. 3/6.

S.T.C. BRIDGE RECTIFIER. New, perfect. 8 plates each 115 mm. Maximum A.C. input 36 v. D.C. output 5 ampere, 24 volt. Price 20/-. P. & P. 2/-.

BRAND NEW FREQUENCY METERS manufactured by Nalder & Thompson Ltd. Calibrated 45 cycles to 55 cycles per second. 6in. dial. Panel mounting type. In original manufacturer's boxes. PRICE £10/15/- ea. Postage 3/6.



20-WAY STRIP containing standard Post Office telephone Jack Sockets, overall size 11 x 3½ x ⅞in. New. Price 15/– each. P. & P. 1/6.

10-WAY STRIP standard Post Office telephone Jack Sockets, spacing allowing Igranic Jack Plugs. New. Price 10/-. P. & P. 1/6.

19-INCH RACK MOUNTING 20-WAY P.O. JACK STRIPS with 40 terminals at rear. Price 25/-. P. & P. 3/6.

19-INCH RACK MOUNTING 20-WAY P.O. LAMP STRIPS. Price 25/-. P. & P. 2/6.

LATEST MOST MODERN TYPE OF EX W.D. MINIATURE HEADPHONES. As illustrated. Brand new, low impedance. Price: 10/6 plus P. & P. 1/6.





8-day clockwork TIME SWITCH. Contacts 2½ amp., 230 volt, 24 hour phase, ¼ hour divisions, allow setting for one make and one break to be made every 24 hours, complete with key. Used but guaranteed perfect. Price 27/6 each. P. & P. 2/–.

PYE LEVER OPERATING MICRO SWITCHES. Single pole changeover. Brand new. 4/- each or 42/- dozen, p. paid.

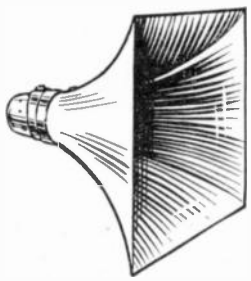

TANNOY P.A. LOUDSPEAKER. For outdoor use, metal exponential horn with 20in. square flare. Overall length 30in. Speech coil 15 ohms. Guaranteed in working order and good condition. Price £7/10/-. Carriage 10/–.

DESK TELEPHONE HANDSETS



Used but perfect. Complete with two-way calling system (buzzer), internal battery. All ready for simple two-wire connection. Price £3/2/6 each or £6/-/- the pair. P. & P. 3/6 each handset.

DIALS ONLY FOR AUTOMATIC TELEPHONES. Used but in good condition. Price 14/6. P. & P. 1/6.

SOLAR OIL-FILLED CONDENSER. 240 mfd. for 230 V.A.C. or 600 volt D.C. Overall size 14in. x 9in. x 5½in. plus feet. Weight 46 lb. Brand new. Guaranteed perfect. Manufacturer's packing. Price £7/10/-, carriage 10/–.

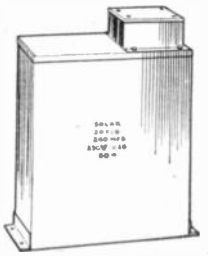

100 YARD DRUMS GLASS BRAIDED FLEX 10/.010. New. 10/6 per coil. P. & P. 2/–.

18-WAY P.V.C. COVERED 14/36 WIRE, screened overall, covered with P.V.C. all colour coded, 3/6 per yd.; £15 reel of 100 yds. Carriage paid.

LEATHER FLYING HELMETS. Used but in good condition. Complete with Harness, Jack Plug and brand new. No. 13466 Earpieces. Price 22/6. P. & P. 2/–.

NEW UNCHARGED UNFILLED 12 VOLT ACCUMULATOR 9 ampere in unspillable plastic cases. Comprises 6 x 2 v. separate cells connected by terminal strips. 6 x 5½ x 4½in. over terminals. Price 19/-, plus P. & P. 2/9.



SERVICE TRADING COMPANY

PACKARD BELL BRAND NEW RELAYS. 2 pole c.o. 6 volt 80 ohms. 7/6 each. P. & P. 6d.

MINIATURE RELAYS 250 ohms. Two makes. For operation on 4.5-9 volt. Ideal for transistor circuits. Weight just over 1 oz. Price 12/6 each.



SOLENOID OPERATED MAGNETIC RELAY. Type SCW/3945, 4 pole changeover, 10 A contacts 24 v. operation. Brand new 13/6. P. & P. 1/6.

CARPENTER'S TYPE POLARISED RELAYS. 2 x 9,500 turns at 1,685 ohms. Price 22/6 each. P. & P. 1/-.



HIGH SPEED RELAY. Siemens. Two bobbins 1,000 ohms each. New, 10/6 each. P. & P. 1/-.



SIEMENS H.S. RELAY. Very latest type, sealed. H96E. 1,700 ohms plus 1,700 ohms, single C.O. contacts. Brand new with fixing clip. In maker's cartons. Price 16/6 each, plus 1/- P. & P.

Siemens sealed similar relay to above, but 2.2 ohms plus 2.2 ohms. Minus clips, 12/6 each. Plus 1/- P. & P.

SUPERIOR BRAND NEW RELAY. 7,000 ohms coil. Will pull in at 750 microamps, and out at 450 microamp. Change-over, platinum contacts. Vacuum sealed, will therefore not be affected by oil, moisture or water and never needs adjusting. Weight 2½ oz. Price 18/6. P. & P. 1/-.

MINIATURE MOVING COIL DIFFERENTIAL RELAY. Two coils 350 ohms each. Operating current minimum 140 microamp., nominal 400 microamp, maximum 8 milliamp. One pole two way, or centre stable. Two way contact current 100 mA at 50 V A.C. or D.C. Size 1¼ x ⅝ x ⅝in. Price 22/6 each.



G.E.C. SEALED RELAY. Type M.1090. 180 ohms coil, 6/12 volt. 4 C/O. Brand new. 18/-. P. & P. 1/-.

G.E.C. SEALED RELAY. Type M.1092. 670 ohms coil. 12/24 volt. 4 C/O. Ex new equipment. Unused. 10/-. P. & P. 1/-.

G.P.O. 600 TYPE RELAY. 400 ohms coil 24 volt. 2 C/O plus 2 M. New 7/6. P. & P. 1/-

MINIATURE OPEN TYPE RELAY. 700 ohms coils. 24 volt. 2 C/O. Ex new equipment. Unused. 7/6. P. & P. 1/-.

ROTARY RELAY. 12 volt. Heavy duty change-over contacts and one low current for external circuit, plus one break set. Price 7/6. P. & P. 1/6.



MINIATURE UNISELECTOR SWITCH. Two banks of ten plus home contacts one bank continuous of normal. 30 ohm coil for 24 volt operation. Brand new, manufacturer's packing. Price 22/6 each. P. & P. 2/6. As illustrated.

CLASS D WAVE METER. Latest release of these famous Hetrodyne wave meters with directly calibrated illuminated dial, most suitable for amateur transmitters, covers two ranges 1.9-8.0 Mc/s. and 4.0-8.0 Mc/s. Complete with reference crystals for zero settings, two valves, 2 x 6 volt vibrators, MAKER'S instruction book and matched set of headphones for monitoring. Designed for 6-volt D.C. operation, can easily be modified for mains and suitable transformer supplied for 7/6. In spot-on condition as tested by R.E.M.E. In transit case. Price 5 gns. each, plus 6/6 carriage.

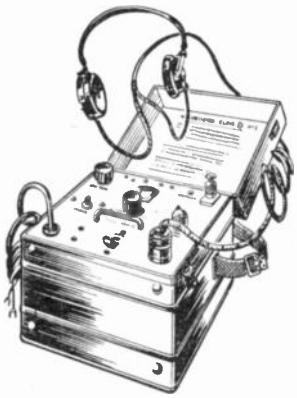

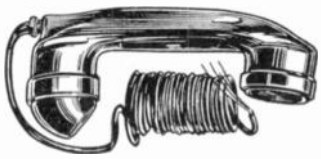

SOUND POWER TELEPHONE HANDSETS. Each couple connected by ordinary 2 core lighting flex will secure instant and reliable intercommunication. No batteries required. Price per set of 2 33/-, plus P.&P. 3/-.



MOULDED CABINET suitable for Transistor Set. Dual colour red/black. Size 5½in. x 3½in. x 1⅞in. Gold metal dial. Price 7/6. P. & P. 1/6.

CONSTANT SPEED, PRECISION MADE, BATTERY DRIVEN D.C. GOVERNED MOTOR (Elliott Bros.). Commutator/brush incorporating loading ballast resistor 2,470 r.p.m. ± 2% at 12 volt. Loss on 8.5 volt only 4%. Size 1½in. dia. x 2⅝in. long. Spindle .77in. long x .15575in. dia. Weight 4 oz. New. Price 25/-, plus 1/-. P. & P. Ideal for portable tape recorders.





NEW IMPORTED EXTREMELY EFFICIENT MOTOR with tremendous power weight ratio. For 12 volt D.C. but very efficient on 6 volt. Three position switch. Weight 2.1 oz., size 1⅜in. x 1½in. dia. Speed 7,000 r.p.m. Self lubricating. 15/-, plus 1/- P. & P.

PRECISION MADE GEARED MOTOR BY DRAYTON REGULATOR CO., for 230 volt 50 cycles A.C.



TYPE R.Q.R., reversible. 37 r.p.m., overall size 5in. x 4in. x 5½in. Weight 4½ lb. Ex brand new equipment. Unused. Price £3/17/6. P. & P. 3/-.



MAINS POWER SUPPLY UNITS. Potted and sealed transformer and choke by famous maker. Mounted on metal chassis 6½ x 7½in., complete with 5Z4 rectifier valve and full smoothing. Input tapped 220–230–240 volts.
Output: 300 V. D.C. at 100 mA.
6.3 V. A.C. at 4.5 amp.
6.3 V. A.C. at 2 amp.
Rectifier supply 5 V. A.C. at 3 amp. Very conservatively rated. Price 47/6 plus P. & P. 6/6.

METERS GUARANTEED PERFECT

Charging Types	
2½ amp. D.C. M.I. 2in. fl. rnd.	7/6
5 amp. D.C. M.I. 2½in. fl. rnd.	11/6
7½ amp. D.C. M.I. 3½in. proj. rnd.	12/6
9 amp. D.C. Hot Wire W.R. 2½in. fl. rnd.	6/6
15 amp. D.C. M.C. 2in. rnd.	10/6
30 amp. D.C. M.C. 2in. fl. sq.	12/6
100 amp. A.C. M.I. 4½in. fl. rnd.	32/6
Voltmeters	
20 v. D.C. M.C. 2in. fl. sq.	10/6
30 v. M.I. 3in. proj. rnd.	10/6
300 v. A.C. M.C. 2½ in. fl. rnd.	27/6
300 v. A.C. M.I. 2½in. fl. rnd.	22/-
400 v. A.C. M.I. 4½in. rnd.	35/-
90–180 v. A.C. M.I. 4½in. fl. iron	25/-
Milliammeters	
1 mA. M.C. 2½in. fl. rnd.	25/-
200 mA. M.C. 2½in. fl. rnd.	12/6
500 mA. M.C. 2½in. fl. rnd.	12/6
Microamp	
50 microamp., scaled 0-100, M.C. 2½in. fl. rnd.	42/6
500 microamp., M.C. 2in. rnd. F.L. scaled 15/600 volt. NEW	16/6

Postage on all meters 1/- each.

Miniature latest type moving coil 0-5 milliamp meter, 1½in. diameter, flush fitting, complete with fixing clip. Price 17/6. P. & P. 1/-.



CRYSTAL CALIBRATOR No. 10. A crystal controlled 4-valve high-grade instrument in the same category as the famous B.C. 221. Directly calibrated, does not require cross reference or charts — functions as follows:— (1) A crystal controlled oscillator which provides fixed frequency signals of 500 KC and all harmonics of 500 KC to beyond 10 Meg. and up to 30 Meg.
(2) A variable oscillator from 250 KC to 500 KC, this enables all intermediate frequencies between 250 Kc/s. and 30 Meg. to be produced and modulated.
Supplied complete with 3 spare valves, all leads and maker's instruction book in carrying haversack. The complete outfit is brand new—repeat NEW. Price £4/19/6. Carr. 3/-.



EX P.O. MAGNETIC COUNTER. 3 ohm type for 6 V D.C. operation. 4 figures to 9,999. Price 6/6d. P. & P. 1/-.

Postages and carriage shown above are inland only. For overseas please ask for quotation. We do not issue a catalogue or list.

SERVICE TRADING Co.

PERSONAL CALLERS ONLY: **9 Little Newport Street, London, W.C.2** *TEL: GER 0576*
ALL MAIL ORDERS. ALSO CALLERS AT:
47-49 High Street, Kingston-on-Thames
Telephone: KINgston 4585

HARVERSON SURPLUS CO. LTD.



HARVERSON SUPERHET 4-KIT

A medium and long wave superhet. incorporating two I.F. stages modern B9 valves (UCH81, UBF89, UCL83, U785), built-in ferrite rod aerial. All you need supplied from theoretical wiring diagram to last nut and bolt (main components ready mounted), including an attractive contemporary styled cream plastic cabinet with gold trimmings. Size 11¼ x 4¼ x 6¼in.
PRICE **£6.12.6** Post 3/6

MONAURAL AMPLIFIER



This amplifier as illustrated, made by a leading manufacturer. Mullard valves—ECC83. EL84 x EL84, EZ80. Bass Treble and Volume on remote panel. Elegant Knobs. OUR PRICE one month only £4/16/6, plus P. & P. 3/6.

CONDENSER/RESISTOR PARCEL
50 mixed P.F. Condensors and 50 mixed Resistors. An assortment of useful valves. All popular sizes—all new—a must for the serviceman and constructor ONLY 10/- P. & P. 1/-.

COSSOR C.R.T. SNIP
108K 10-inch. New and boxed, 15/-, plus 6/- P. & P.
75K 10-inch. New and boxed, 15/-, plus 6/- P. & P.

ION TRAP MAGNETS
To suit the above, 2/9 each.
P. & P. 3d.

TRANSISTOR RECORD PLAYER CASE
A few only—Transistor record player cases in light grey cloth—complete with motor board. Size: 12 x 8 x 6in. 18/6 each. P. & P. 1/9.

A.M. RADIOGRAM CHASSIS

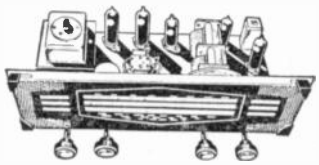

A chassis of distinction, by a famous maker. Covering Long, Med. & Short Waves, plus gram position, this chassis (Size 15½ x 7 x 6½in. high) incorporates the latest circuitry, using fully delayed A.V.C., and negative feedback. Controls:—Tone, Vol.-On/Off, W/Change (L.M.S. & Gram.), Tuning, Tapped input 200-250 v. A.C. only. An attractive brown and gold illuminated dial with matching knobs, make this one of the most handsome, in addition to being one of the best performing chassis yet offered. Complete with valves (ECH81, EF89, EBC81, EL84, EZ81), knobs, output transformer, leads etc. OUR PRICE ONLY **£9.19.6**
plus 4/6 post & packing.

CYLDON 12 CHANNEL TURRET TUNERS
New purchase offered at still lower price. I.F. 33-38 Mc/s. Complete with PCC84 and PCF80 valves and 8 sets of Coils for 5 Band I channels and 8, 9, 10 Band III. New and unused. Value over £7. OUR PRICE. Post paid..... **32/6**

MIDGET I.F. TRANS. & COILS
A pair of midget 465 kc/s I.F. transformers, plus L.W. and M.W. coils. OUR PRICE 10/- per set. P. & P. 1/9. Set of I.F. transformers for transistor superhet, 12/6.
P. & P. 1/9.

SPEAKER FRET
Super quality heavily woven fret, 54 inches wide. Usual price, 50/- per yard. P. & P. 1/-.
OUR PRICE 12/6 per yard.

1/6 H.P. MOTOR



140 watt (approx. 1/6 H.P.). Series wound, 220/250 volt 50 cycle motor. Off load 14,000 rev/min. on load 8,500 rev/min. Ideal small saw, sewing machine, etc. **30/-** post free.

STEREOPHONIC AMPLIFIER

Complete with 2 Loudspeakers

This is a compact amplifier embodying the latest features and giving a high standard of reproduction, with ample volume. Supplied complete with valves (ECL82, ECL82, EZ80), panel, knobs, etc., and two specially selected 3Ω matched lousdpeakers. We only have a few, and we will never be able to repeat this offer at such a low price! Don't risk disappointment! Order now! **£5.10.0**
Plus 4/6 P. & P.

TV TUBE TESTER/REACTIVATOR



- **TESTS** any tube without removal from set or carton.
- **REPAIRS** tubes discarded for low emission.
- **MEASURES** A.C. Volts, D.C. Volts, E.H.T.

The Radar Model 202 Tester-Reactivator is the most comprehensive instrument of its type on the British Market.

● Measures TRUE Beam Current ● Visual Indication when reactivating is complete (a Radar exclusive) ● Tests and Measures ALL tube Voltages including E.H.T. (another exclusive) ● Measures Resistance up to 100 Megohms ● Clears leaks by pressing a button ● Heater Current measurement 0–0.5A and 0–2.5A Linear Scale ● Adjusts heater current to ensure accurate Emission Test ● Portable for field or bench service.

BRIEF SPECIFICATION
Tests: Filament Continuity, Heater Current, Inter-Electrode Insulation, Final Anode Beam Current, Heater-Cathode Leakage, 4-stage Reactivation by New Pulsing Method. Universal socket fits all tubes. E.N.T. Probe. Measures: 0–25 Volts A.C., 0–500 Volts D.C., 0–25 kV., 0–100 Megohms. 0–250 microamps.
200–250 Volts A.C. Mains. Size 13in. by 10in. by 6in. Weight 14lb.

LIST PRICE £39
OUR PRICE £17.17.0 Plus 9/- P. & P.

SLOW MOTION TUNERS
500-500 Twin gang condensers with geared slow motion drive. 3/6 ea. 36/- per doz. P. & P. 6d.

WIRE WOUND POTS
12 Wire wound Colvern Pots —all different values **10/6**
P. & P. 9d.

BATTERY CHARGER RECTIFIERS

12 v. 1 amp.	5/-
12 v. 2 amp.	8/-
12 v. 3 amp.	10/-
12 v. 4 amp.	14/-
12 v. 5 amp.	16/-

P. & P. 6d.

GRAM & TAPE EQUIPMENT BARGAINS

THE WORLD FAMOUS E.M.I. ANGEL TRANSCRIPTION P.U. (Model 17A)

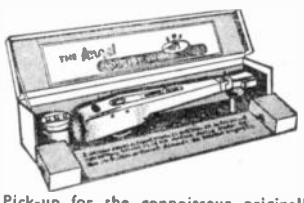

A Pick-up for the connoisseur originally priced at £17.10.0. The last remaining few offered at **£4.10.0** Plus P. & P. 5/-.

PICK-UP CARTRIDGE BARGAINS

STUDIO P.	17/6
ACOS HIGH G.	17/6
E.U. POWER POINT	12/6
RONETTE	18/6
G.C.Z.	16/6

P. & P. 1/-

RECORD CHANGERS

GARRARD

RC 98 Mk. 4H.	4-speed auto.	£16.10. 0
RC 120/D Mk. 2	,, ,,	£9. 0. 0
RC 120 Mk. 4D	,, ,,	£9. 0. 0
RC 120 Mk. 4H	,, ,,	£9. 0. 0
RC 121 Mk. 1	,, ,,	£11.0. 6
RC 121 Mk. 4H.	,, ,,	£11.0. 6
RC 121/40 Mk. 2	,, ,,	£11.0. 6

COLLARO

RC 54	4-speed auto.	£6.19. 6
RC594	,, ,,	£7.19. 6
Conquest	,, ,,	£6,12. 6
Challenger	,, ,,	£7.19. 6

B.S.R.

Monarch UA8 4-speed autochanger £6.19.6
TU8 4-speed single player less pick up £2.10.0
NOTE: Any of the above with Stereo Cartridge and Fittings, 16/- extra Carriage and ins. on each of above 5/- extra

TAPE DECKS

LATEST B.S.R. MONADECK (single speed) 3¾in. per sec., simple control, uses 5¾in. spools £7. 5. 0
plus 5/6 carriage and insurance (tapes extra).
TRUVOX MARK III TAPE DECK. New and Boxed £10. 6. 6
plus 6/- carr. and ins. (tapes extra).

TRANSISTOR BARGAINS

ALL MULLARD FIRST GRADE

OC71	8/-
OC72	12/-
OC72 Matched Pair	25/-
OC45 Green Spot	15/-
OC45 Blue Spot	15/-
OC44	15/6
SB305 Semi Conductor	10/6
OA41 Diode	3/6

★ Postage on all above 6d.

SPECIAL OFFER
DON'T MISS THIS
MULLARD OC.76 MATCHED PAIR 10/6
£1
Post and packing 6d.

THIS MONTH'S BARGAIN!
SUPERHET CHASSIS

Complete and ready for your cabinet, 4 valve superhet chassis. Complete with valves, ferrite aerial, dial and knobs. Valve line up—UCH81, UBF89, UCL83, UY8S. Long and Medium wave coverage.
PRICE **£4.19.6** P. & P. 3/6.

83 HIGH STREET, MERTON, S.W.19

CHErrywood 3985/6/7

INTRODUCING . . . HARVERSON'S MONAURAL AMPLIFIER KIT



In response to numerous requests from delighted purchasers of our "SUPER STEREO KIT" we have produced a "MONAURAL AMPLIFIER" on similar lines.

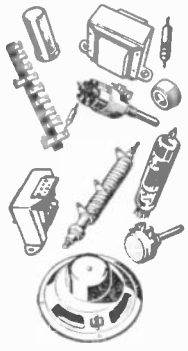

● A UCL 82 valve provides a triode amplifying stage, and a pentode output stage (3 watts), enabling good amplification and sparkling reproduction to be combined with physical compactness (amplifier size, 7 x 3¼ x 6¼in. high).

● Modern circuitry design, good quality O.P. transformer and speaker (5in. 3Ω) keep hum and distortion to a very low level.

● The controls, volume on-off, and tone, are complete with attractive cream and gold knobs.

● The amplifier has a built-in fully smoothed power supply, using a good quality mains transformer (A.C. mains only) and metal rectifier.

● All you need is supplied including easy to follow instructions which guarantee good results for the beginner and expert. All components, leads, chassis, valve, knobs, etc., are first grade items by prominent manufacturers. **OUR PRICE (Excluding Speaker)** Plus 4/6 Post and Packing. 5" loud speaker 14/6 extra.

39/6

HARVERSON'S SUPER STEREO KIT

The product of a renowned maker, this stereo amplifier is composed of "ready-built" units, only requiring interconnection. This system has the advantage of being adaptable to fit any cabinet. Each unit is made from first-grade components, and valves used (ECL82, EZ80 range) are genuine Mullard. The comprehensive instructions supplied make the simple interconnection of units easy even for the novice

THE KIT COMPRISES . . .

TWO MIDGET AMPLIFIERS each of 3W output, good reproduction from both your stereo or monaural records. Both amplifiers complete with well-designed O.P. transformers providing perfect matching 3-7Ω speakers, and have remote bass, treble and volume controls. Size 5 x 2½ x 3in. high (each amplifier).

CONTROL UNIT is a flying panel with three 2-gang pots, enabling the bass, treble and volume controls of each amplifier to be conveniently positioned. Supplied with attractive cream and gold knobs.

SEPARATE POWER PACK with valve rectifier, midget size (5 x 2 x 3¼in. high).

ISOLATED MAINS TRANFORMER of robust construction, may be mounted independently.

VOLTAGE SELECTION PANEL. Fitted with the "valve base" type of mains i/p selector and a channel output socket.

ONE SPEAKER, a quality 5in. speaker. (Note. The 2nd speaker may be purchased from us for 14/6 extra.)

CREAM DOUBLE PUSH BUTTON SWITCH of neat design gives positive on/off switching.

INDICATOR LIGHT. Provides visual indication of equipment operating and is complete with gold-finished escutcheon.



PLUS 6/6 POST AND PACKING **59/6**

THE PERFECT PARTNER!

B.S.R. MONARCH UA12

B.S.R. UA12 STEREO CHANGER

The ideal changer to suit the above amplifier

OUR PRICE ONLY £9.0.0 plus 5/- carr.

GUARANTEED VALVES ★ NEW and BOXED ★ PROMPT DESPATCH ★ POST 6d. per valve extra

ACHLDDD 9/3	EBF80 9-	EF91(BVA) 8 6	KT21 4/6	PX25 11/9	U25 13/-	VP13C 3/8	1H5GT 10/-	6AT6 8/-	6K6GT 6/6	7B8 5/6	12SG7 7/-	35W4 7/-
AC/P 7/-	EBF89 9-	EF92 9/3	KT32 9/3	PY80 7/-	U26 11/9	VP23 6/-	1L4 6/-	6AU6 9/9	6K7GT 5/6	7C5 7/6	12SH7 5/6	35Z4GT 7/6
AC/P1 7/-	EBL21 22/-	EL32 4/3	KT33C 8-	PY81 8/-	U37 25-	VP41 8/-	1LD 3/-	6B8G 3/9	6K8GT 9/9	7C6 7/6	12SJ7 5/6	42 7/6
AC/P1 7/-	EBL31 22/-	EL33 13/-	KT36 28-	PY82 6 6	U45 14/-	VP133 14/-	1N5 9/9	6BA6 7/-	6K25 18/6	7D6 12/6	12SK7 5/6	35Z3 15/6
AC5PEN EC31 7/-	EL38 24/8	KT55 10/8	PY83 8/-	U50 7/6	VR22(PM 1R5 7-	6BE6 7/6	6L1 14/6	7H7 8/6	12SN7 7/6	35Z5GT 8/6
DD 25/9	EC81 7/6	EL41 9/6	KT61 9 6	PZ30 18 6	U76 7/6	2A) 2/9	1S4 9/9	6BG6G 22/-	6L6G 7/6	7Q7 8/6	12SL7GT 50C5 10/9
AC6PEN 6/-	EC82 7/-	EL42 9/6	KT63 7/-	PEN4DD U191 10/6	VR103 30 1S5 6-	6BH6 8/6	6L6M 9/-	7S7 9/- 14/-	50CD6G
ACVP1/59/3	EC83 8/6	EL41 15/6	KT66 16/-	U339 11/9 7/6	1T4 5/6	6BJ6 8/6	6L7G 7/-	7Y4 8/-	12SQ7 8/- 28/6
ATP4 3/3	EC84 9 3	EL84 8/6	KT88 21/-	PEN4VA U403 15/6	VR116 3/9	2C26 1/3	6BR7 11/9	6L18 10/3	8D2 2/6	14S7 15/9	50L6GT 8/-
AZ1 9 3	EC85 9 -	EM84 8 9	KTW61 6/- 14/-	U404 10/6	VR150/30 2P 25/-	6BW6 8/6	6L19 14/-	9D2 3/3	15D2 7/3	75 10/9
AZ31 11/2	ECF80 11/3	EM80 9/3	KTW63 7/-	U801 28/- 7/-	2X2 4/-	6BW7 8/-	6N7GT 7/-	10C1 11/9	19AQ5 9/-	77 7/-
B36 14 -	ECF82 12 3	EM81 9/6	KTZ41 3/3	PEN46 6/6	UABC80 9/6	VU120A 3/3	3A4 6/6	6C4 3/9	6P28 25/-	10C2 16/9	19BG6G 3/-	80 8/-
CBL31 22 9	ECH21 22 -	EY51 9 3	MH41 6/6	PEN383 22/-	UAF42 8 9	VU39(MU 3A8GT 5 6	6C5GT 6/-	6Q7G 7/-	10F1 14 6	20D1 5/-	142BT 3/3
CCH35 22 9	ECH42 9/-	EY86 9 3	ML4 8/-	PEN220A UBC 41 8/6	12/14) 8/6	3D6 4 6	6C6 4/6	6Q7GT 9/-	10F9 14/6	20F2 25/-	185BT 30/-
CL4 11 9	ECH81 8/6	EZ40 7/-	MS4B 16/- 3/9	UBF80 8/9	VU111 2/3	3Q4 7/6	6C31 7/-	6R7GT 7/6	10L1 9/-	20L1 25/-	210DDT 4/3
CL33 18 -	ECL80 9 3	EZ41 7/-	MS4D/3 7/- PEN45DD	UCC 84 10/-	W21 11/9	3Q5GT 9/-	6CD6G 23/-	6S7 7/-	10LD11 9/6	20P1 25/-	210VPT 3/3
CV31 15 9	ECL82 9 9	EZ80 6/6	MS4P4 7 7/- 25/-	UCC85 10/6	W76 7/-	3S4 7/-	6D6 4/6	6S8H7 5/6	10P13 16/6	20P3 22/-	83 9 9
CV73 5/9	EF22 8 -	EZ81 6/6	MV8/PEN PEN44 14/6	UCF80 15/6	W77 8/-	3V4 8/-	6CH6 9/9	6S7 8/-	10P14 18/-	20P4 25/-	301 9 9
D36A 6 -	EF36 4 6	EZ90 7/- 9/3	PM12M 7/6	UCH42 9/9	W72 9/9	4D1 2/9	6F6G 7/-	6S8K7 5/6	12A6 6/-	20P5 22/-	302 9 9
DAF91 8/3	EF37A 14 -	E1148 1 9	MX40 18/-	QP21 4/6	X22 16/9	5R4GY 9/-	6F6M 7/-	6S8L7GT 7/6	12AT6 10/-	25A6G 9/9	304 9 9
DF96 8/6	EF39 5 3	PC13 6 -	N37 18/6	RK 25/-	X41C 16 9	5U4G 6/8	6F1 13/-	6S8N7GT 7/-	12AT7 7/-	25L6GT 9/6	305 9 9
DH 63 11/6	EF40 13/6	PW4 500 9/3	N78 18 6	SP41 2/9	X101M 11/6	5V4 10/9	6F13 13/-	6S8Q7 8/9	12AU6 7/6	25Z4 9 -	306 9 9
DH101 11/6	EF41 9/3	GT1C 25 6	N339 28/-	SP61 2/9	Y63 8/6	5Y3G 7/6	6F15 13/-	6U4GT 11/3	12AU7 7/6	25Z5 7/6	307 6 -
DK96 8/6	EF42 10 3	GZ32 11/-	OZ4 5/-	SP4/5 9/9	Z21 9/9	5Y3GT 7/6	6F17 11/9	6U5/6G5 12AX7 7/6	25Z6 9/6	308 9 9
DL96 8/6	EF50 3/9	H30 4/6	P61 8/3	SP4/7 9/9	UF89 8/6	Z309 7/-	5Z4G 8/6	6F33 16/6 16/-	12BA6 8/6	278U 18/6	309 9 9
DL145 9/3	EF50SYL H63 9/3	PC84 8/6	T41 22/-	UL41 9/6	Z359 7/-	5Z4M 9/6	6H6 2/3	6U5G 8/-	12BE6 8/6	30C1 9/9	807 6 -
DM70 7/- 6/6	HL23DD 8 -	PCF80 9/-	TDD13C 7/-	UL44 25/-	IA3 3/-	6A7 10/6	6H6GT 2/3	6U7G 8/-	12C8 8/6	30F5 9/9	954 1 9
DN41 16 6	EF54 5/6	HL22 6/-	PCF82 11/9	TH233 17/6	UL46 25/-	6A8G 8/6	6J5GT 4/6	6V6G 5/6	12E1 32/6	30FL1 9 9	955 3 9
EA50 1/3	EF55 9 3	HL41 3/3	PCL82 11/6	TP22 7/6	UL84 8/6	6AC7 8/-	6J5M 6/-	6V6GT 7/3	12H6 3/3	30L1 18/6	956 3/3
EABC80 8 6	EF80 7/-	HN309 23 -	PCL83 18/6	TP25 25/-	UU6 18/6	6AG5 5/3	6J6 5/6	6X4 7/-	12J5GT 2/9	30P4 19/-	5763 10/9
EAF42 9 6	EF85 7 -	K40N 8 6	PL38 16/6	U10 9/9	UU9 25 -	6AK5 6/-	6J7G 6/-	6X5G 6/6	12J7GT 10/-	30P12 11 9	9002 5/-
EB34 1/9	EF86 11/6	KF35 8 -	PL36 14/6	U14 8/-	UY1N 11/9	6AL5 6/-	6J7M 8/6	6X5GT 6/6	12K7GT 7/-	30P16 9/-	9004 5/-
EB41 8/-	EF89 8/-	KK32 20 6	PL81 11 9	U16 11/9	UY21 11/9	6AM5 11/9	6K7G 3/9	6/30L2 11/9	12K8GT 13/-	30PL1 11/9	9005 5/-
EBC 33 6/3	EF91 5/6	KL132 8 -	PL82 8 -	U17 11/9	UY41 7/-	6AM6 4/6	6K7M 6/3	7B6 9/9	35L6GT 9/3	35Y5 9/3
EBC41 8/9		KT2 4 6	PL83 11 -	U22 7/6	UY85 6/6	6AQ5 7/-	6K8G 7/-	7B7 8/-	12Q7GT 7/-		

G.W. SMITH & CO (RADIO) LIMITED

Phone: GERRARD 8204/9155
Cables: SMITHEX LESQUARE
3-34 LISLE STREET, LONDON, W.C.2

SELENIUM L.T. METAL RECTIFIERS

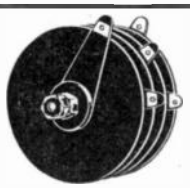

Full wave, bridge connected. All new and guaranteed.

12/18 v. 1 amp.	4/3	12/18 v. 10 amp.	22/6
12/18 v. 2½ amp.	6/9	24/36 v. 1 amp.	9/6
12/18 v. 4 amp.	9/9	24/36 v. 2 amp.	13/6
12/18 v. 5 amp.	12/6	24/36 v. 6 amp.	22/6
12/18 v. 6 amp.	13/6	24/36 v. 10 amp.	45/-
		24/36 v. 15 amp.....	47/6

Please add postage.

L.T. TRANSFORMERS. For charging or models. All 200/250 volt primaries. 3.5, 9 or 17 volt 1 amp., 9/9; 3.5, 9 or 17 volt 2 amps., 14/3; 3.5, 9 or 17 volt 4 amp., 16/6; 9 or 17 volt 6 amp., 26/-; 3, 4, 5, 6, 8, 10, 12, 15, 18, 20, 24 or 30 volts 2 amps, 18/6; Ditto but 4 amp., 30/-. Please add postage.

PLESSEY 24-VOLT D.C. PUMPS



Self lubricating, capacity 60 g.p.h. at 30 lb./sq. in. Will operate O.K. on 12 v. ¼ BSP inlet/outlet union. Only 15/6 each. P/P 2/6.

CARPENTER RELAYS



570 ohm coils. Side stable single changeover contacts. Brand new boxed, 12/6 each. P/P 1/3.

PORTABLE PRECISION VOLTMETERS



Brand new moving iron instruments by famous manufacturer. Housed in polished teak case, 8in. mirror scale, 2 ranges, A.C. or D.C. 0 to 160 v. and 0 to 320 v. Accuracy within 2%. £5/19/6 ea. P/P 3/6.

SPARES KITS FOR CR.100 RECEIVERS Contains 15 valves: 2—DH63; 2—X66; 2—KT63; 2—U50; 7—KTW61. Condenser and resistor packs, pots, toggle switch, output transformer, etc. All brand new, 59/6. P/P 3/6.

FIELD TELEPHONES TYPE F.



Ideal for all intercom. systems, house, office, building sites, etc. Generator bell ringing, 2 line connection. Supplied complete with batteries and wooden carrying case, fully tested. £4/19/6 pair. P/P 5/-.

PAINTON MINIATURE JONES PLUGS AND SOCKETS



All new and unused.

2 pin	2/6 pr.	12 pin	5/6 pr.
4 pin	3/6 pr.	18 pin	7/6 pr.
6 pin	4/- pr.	24 pin	8/6 pr.
8 pin	4/6 pr.	33 pin ...	10/6 pr.

Please add postage.

MULTI-RANGE TESTMETER BARGAIN



Imported, brand new and guaranteed. 1,000 ohm/volt A.C./D.C.
Volts D.C.: 10, 50, 250, 500, 1,000.
Volts A.C.: 10, 50, 250, 500, 1,000.
Current D.C. 1 mA., 100 mA., 500 mA.
Resistance: 2,000 ohms and 200,000 ohms.
Supplied complete with all instructions and test leads.
Price 59/6 each. P/P 2/6.

MARCONI TF-373 UNIVERSAL IMPEDANCE BRIDGES. Reconditioned to maker's specification. 0-100 H., 0-100 mfd., 0-1 megohm., 0-100 Q, each on 5 ranges at 1,000 c/s. £35 each.

MARCONI TF-329 "Q" METERS. Range 0 to 500 Q. Frequency 50 kc/s to 50 Mc/s. Reconditioned to maker's specification. £65 each.

ARB AMERICAN RECEIVERS



Frequency coverage on 4 bands 195 kc/s to 9.05 Mc/s continuous. Operation from 24-volt D.C. Ideal for boat or car. Precision vernier drive. Valve line-up: 12SA7, 4—12SF7, 12A6 and 991. Supplied fully tested and checked, £6/19/6 each. P/P 7/6.

BRAND NEW MEDRESCO HEARING AIDS



Supplied fully tested and complete with earpiece, leads and battery pouch. Incorporates 3 sub-miniature valves and sensitive crystal microphone. Only 32/6 each. P/P 1/-.

VALVE VOLTMETERS No. 2. A laboratory instrument at a fraction of cost. Five ranges A.C. and D.C. 1.5 v., 5 v., 15 v., 50 v. and 150 volts. Operation 200/250 volts A.C. Supplied as new, fully tested and complete with internally mounted H.F. probe. £17/10/- each. P/P 10/-.



BRAND NEW Boxed 100 MICROAMP METERS. Standard 2½in. flush panel mounting. Scale calibrated 0-100 microamps. 42/6 each. P/P 1/3. Also available 3½in. panel mounting 62/6 each.

COLLARO STUDIO TAPE TRANSCRIPTIONS



Latest 1961 model, 3 speeds 1⅞, 3¾ or 7½. Fitted with 3 separate motors, digital counter, press button switching, provision for fitting extra stereo head. Supplied brand new and guaranteed complete with spare 7in. spool. £12 each. P/P 3/6.

A.R. 88D RECEIVERS

Frequency coverage 550 kc/s to 32 Mc/s supplied fully reconditioned and in perfect working order. **ONLY £35 each** carriage 30/-.



R.C.A. LOUD-SPEAKERS

High quality 8in. 3 ohm speaker housed in black crackle metal case to match AR-88 or H.R.O. receivers. Supplied brand new and boxed, 45/- each. P/P 3/6.



PARMEKO TABLE TOP TRANSFORMERS

Input 230 volt 50 cycles. Output 620/550/375/0/375/550 620 volts 250 mA., 5 volt 3 amp., 5 volt 3 amp. Size 6½in. x 6½in. x 5½in. Brand new and boxed, 45/- each. P/P 3/6.

7.5 K.V.A. AUTO TRANSFORMERS

115/230 volts. Brand new and boxed. ex-U.S.A. £15 each. P/P 10/-.



MINIATURE EARPIECES



Available high (Crystal) or low (5 ohm) impedance. Ideal for transistor receivers, etc. Supplied brand new complete with lead and jack and plug. Only 7/6 each complete. P/P 9d.

HOURS OF BUSINESS: 9 a.m.-6 p.m. Thursday 1 p.m. Open all day Saturday. Please print name and address clearly.

LOOK! THOUSANDS OF BARGAINS AVAILABLE WHICH WE ARE UNABLE TO ADVERTISE. IT IS WORTH YOUR WHILE TO PAY US A VISIT

HIGH FIDELITY RECORDING TAPES

Bargain prices. All new and guaranteed.

3in. long play 225ft.	6/-
5in. std. play 600ft.	12/-
5in. long play, 900ft.	16/-
5½in. long play, 1,200ft.	19/6
7in. std. play, 1,200ft.	19/-
7in. long play, 1,800ft.	29/-
7in. double play 2,400ft.	49/6



PLASTIC SPARE SPOOLS. All new.
5in. 2/- ea., 5¾in. 2/3 ea., 7in. 2/9 ea.

BRAND NEW PLASTIC SPOOL CONTAINERS
5in. 1/6 ea., 5¾in. 2/- ea., 7in. 2/3 ea.
Please add postage.

MINE DETECTOR No. 4A

Will detect ferrous or non-ferrous metals. Complete, as new in transit cases. Supplied fully tested with instructions.
39/6 each, carriage 10/-, batteries 8/- extra.

METER BARGAINS

20 microamp D.C. M/C flush rd. 2½in.	69/6
25 microamp. D.C. M/C proj. rd. 2½in.	59/6
50 microamp D.C. M/C proj. rd. 2½in.	49/6
100 microamp D.C. M/C flush rd. 2½in.	42/6
100 microamp D.C. M/C flush rd. 3½in.	62/6
200 microamp D.C. M/C proj. rd. 2½in.	29/6
300 microamp D.C. M/C flush rd. 2½in.	29/6
1 milliamp D.C. M/C flush rd. 2½in.	25/-
1 milliamp D.C. M/C flush sq. 4in.	69/6
30/0/30 milliamp D.C. M/C flush 2½in. rd.	9/6
15 amp. D.C. M/C proj. rd. 2in.	8/6
120 volt D.C.M/C flush rd. 3½in.	32/6
300 volt A.C. M/C rectifier flush rd. 2½in.	25/-
300 volt A.C. M/I flush rd. 2½in.	25/-
500 volt A.C. M/I flush rd. 2½in.	25/-
1,500 volts electrostatic proj. rd. 2½in.	25/-

Postage extra.

SANGAMO WESTON STANDARD VOLTMETER

Range 0/30 v. D.C. 1000 ohms per volt. Correct to B.S. 89 Pr. limits 6 inch mirror scale, £25 each. 3/6 P. & P.

SUB-STANDARD I.F. OSCILLATORS

3 ranges covering 445-485 kc/s. Crystal controlled fitted with precision variable attenuators. Brand new, £15 each, 10/- carriage.

COLLINS TCS RECEIVERS



Frequency coverage 1.5 to 12 Mc/s. Incorporates 7 valves, 1—12SA7, 1—12SQ7, 2—12A6, 3—12SK7. Power requirements 12 volt L.T. and 225 volts H.T. In first-class condition internally but slightly store soiled externally Price only £6/19/6 each. Carriage 10/-.

NATIONAL H.R.O. RECEIVERS



Senior model, table mounting. Supplied complete with full set of 9 coils covering 50 kc/s. to 30 mc/s. All receivers are fully tested and aligned. Price 21 gns. Carriage 10/- extra. Power units are also available at an extra cost of 59/6 each.

AVO SIGNAL GENERATORS

Frequency coverage 95 kc/s to 40 mc/s. Ideal for all general radio work. Supplied fully tested and checked £7/19/6 each. P.P. 3/6. Operation is from 2 v. and 60 v. batteries but original Avo mains units can be supplied at 19/6 each extra.



PHOTO VOLTAGE AMPLIFIERS

These special units contain a 1 microamp Tinsley galvonometer and a double selenium photo electric cell. Brand new £9/19/6 each. P/P 7/6.

FIELD TELEPHONE TYPE L.

Generator bell ringing, 2 line connection. Supplied fully tested, complete with batteries. 59/6 each. P/P 3/-.

R.1155 RECEIVERS

Perfect working condition. Thoroughly tested and realigned before despatch. Standard model B with new improved geared drive, £9/19/6 each. Carriage 7/6. Model L or N. These incorporate the trawler band 1.5/3 mc/s., £12/19/6 each. Carriage 7/6. Combined power pack and audio output stage operating from 200/250 volt A.C., to suit either model 85/- extra.

HALLICRAFTER 6 VOLT VIBRATOR POWER SUPPLIES. Housed in grey metal case and supplied with all necessary connectors etc. Made for SX28, S27, S36 receivers. Output 300 volts 170 ma., fully smoothed. Supplied new and boxed, 29/6 each. P/P 3/6.

SOUND POWERED TELEPHONE HANDSETS



Make simple intercom system. No batteries required. Just connect together with twin flex. Brand new only 15/- per handset. P/P 1/6. Suitable twin flex 2½d. per yd.



24 VOLT D.C. FUEL PUMPS.

Perfect condition, 15/6 ea. P/P 2/6.

RECORD CHANGERS AND PLAYERS

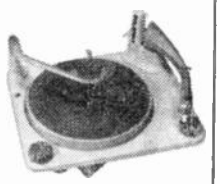

B.S.R. Monarch UA8 4 speed record changers, £6/12/6 each.
B.S.R. Monarch UA8 Stereo 4 speed record changers, £6/12/6.
B.S.R. UA12 Stereo 4 speed record changers, £7/10/- each.
Collaro Junior 4 spd. single players, £3/15/- ea.
POST EXTRA.

1,000 WATT MAINS ISOLATION TRANSFORMERS. 230 volt primary, 230 volt secondary, Ex-Admiralty heavy duty type. New, boxed, £5 each. Carriage 10/-.

A.R.88 WAVECHANGE SWITCHES. 8 banks, 6 positions, complete with all screens. New, boxed, 17/6 each. P/P 2/6.

BC. 221 HETERODYNE FREQUENCY METERS



125 kc/s to 20Mc/s As new condition. Supplied complete with valves, crystal and calibration charts.

Only **£16** each

P/P 7/6.

Also available less calibration charts only £9/10/- each.

ALUMINIUM CHASSIS

18 swg, four sided and with reinforced corners. 6 x 4 x 2½in. 3/6; 10 x 7½ x 2½in. 5/3; 7½ x 5½ x 2½in. 4/6; 11½ x 7½ x 2½in. 6/-; 13½ x 9 x 2½in. 6/9. Post extra.

AN/APR4 SEARCH RECEIVERS

Covers 38 to 1,000 mc/s with 3 plug in R.F. units, TN16, 38-95 mc/s, TN17, 74-320 mc/s and TN18, 300-1,000 mc/s. Operation 115 volts A.C. 50-2,600 cps. Reconditioned as new to maker's spec., £75 each complete. Carriage £1.

24 AMP. VARIAC TRANSFORMERS. Primary 230 volts. Adjustable secondary from 185 to 250 volts at 24 amps. Can also be used in reverse, £12/10/- each. P/P 10/-.

POWER UNIT TYPE 234A. Input 200/250 volt. Output 250 volt 150ma., fully smoothed and 6.3 volt. 5 amp., 19 inch rack mounting chassis. 59/6 each, carriage 7/6.



MUIRHEAD CELL TESTERS

Brand new. Incorporates a 6in. scale 3 amp. D.C. meter and variable rheostat for controlling current. Only 32/6 each. P/P 3/6.

G.W. SMITH & CO (RADIO) LIMITED

Phone: GERRARD 8204/9155
Cables: SMITHEX LESQUARE
3-34 LISLE STREET, LONDON, W.C.2

LASKY'S RADIO

SAVE POUNDS! ORDER BY POST IF YOU CANNOT CALL

H.P. TERMS AVAILABLE on certain goods. *Call or write stating your requirements.*

STEREO AMPLIFIER KIT

Twin 4 watt (or 8 watt monaural) employing two ECL82 and EZ80 rect., double-wound mains transformer, etc. Separate panel with bass, treble and volume controls. Indicator lamp, push-button on/off switch, elegant gold/cream knobs. Kit comprises two Amplifier Units and Power Unit, all 5in. × 2in. in size, fully assembled ready to be wired together. Kit is priced without Loudspeaker so that you can choose the type and size required.

LASKY'S PRICE Kit complete with new Mullard valves, full data, circuit diagram, assembly instructions and suggested layout **56/-** Post 5/-.

SPECIAL OFFER OF SPEAKERS WITH THIS KIT
Two 5in. for **20/**. Two 6×4, **25/-**.
Suitable cabinets available to callers.

NOW YOU CAN BUILD THIS SUPERB 6-TRANSISTOR SUPERHET TABLE RADIO FOR ONLY £9.15.0

Post 4/6

An exciting new set you'll be proud to own. Uses 6 Mullard matched transistors, 1 diode, two OC81 valves in push-pull, giving 1 watt undistorted output. I.F. 470 Kc/s. Medium and long wavebands. Ferrite rod internal aerial, high flux 7in. × 4in. Loudspeaker. Printed circuit construction and all components are of the highest quality. Completely self-contained and therefore ideal for home, caravan, cabin cruiser, camping, etc. The handsome Cabinet with first quality walnut veneer finish and gold embellishments measures 18in. long, 8½in. high, 5in. deep. Circuit diagram and full data supplied.
Every component available separately.

SAVILLE and AVANTIC
STEREO & MONAURAL HI-FI EQUIPMENT

For 200-250 v. A.C. main. New and fully guaranteed. Few only

SAVILLE STEREO
Pre-Amplifier and Control Unit. List £15. **Lasky's Price 8 Gns.** Post 3/6.

SPECIAL COMBINED OFFERS
One Saville Twenty Amplifier and one Saville Pre-Amplifier and Control Unit. **20 Gns.**

STEREO
Two Amp and one Pre-Amp **32 GNS.**
Carr. & Ins. 12/6.

AVANTIC

SP21/2 STEREO PRE-AMPLIFIER CONTROL UNIT, twin channel. 6 inputs for each. List £28/10/-. **LASKY'S PRICE £16.19.6**
Carr. 7/6.

STEP II STEREO P.U. PRE-AMPLIFIER UNIT.
List £6/16/6. **LASKY'S PRICE 84/-**
Carr. 7/6.



SAVILLE TWENTY
Main Amplifier and Power Unit, 20 watts nominal, 30 watts, peak from "C" core distributed load stage. Freq. range: 34 c/s to 30,000 c/s±1dB at 20 watts. Distortion at 1,000 c/s and 20 watts <0.1%. Mains transformer will sustain 100% overload continuously. Power supplies for Tuner: 300 v. 50 mA. 6.3 v. 2.5 amp. 4 valves: 2 EL34 push-pull, ECC81, GZ34. LIST £27
Lasky's Price £14.19.6
Carr., 9/6.

DON'T MISS THIS GREAT HALF-PRICE OFFER!

"ELIZABETHAN BANDBOX"



a neat, compact and highly transportable Tape Recorder for AC mains 200/250v. Fitted fully self-contained Amplifier and 7×4in. Speaker. Clock type face indicator. Monitoring and l.s. sockets. Two speeds 3¾ and 1⅞ i.p.s. Fast forward and fast rewind. Record level indicator. Facilities for recording from two inputs. Push-button controls. Plays for one hour on one reel of tape. Carrying Case with attractive rexine finish and detachable hinged lid. Size 10½ × 9 × 6in.

LISTED AT 29 GNS.

LASKY'S PRICE, including high quality crystal Microphone and one reel of Tape, Carr. & Insur., 15/-. **£15.19.6**

ANOTHER WONDERFUL TAPE RECORDER OFFER!

Complete Tape Recorder using Collaro Studio 3-speed deck, 1⅞, 3¾, 7½ i.p.s. Twin track with pause control, rev. counter, latest type electronic recording indicator. Superimposing switch, volume and tone controls, 7×4 loudspeaker. 4 watts output. Takes 7in. spools.
In contemporary design carrying case, 9½×16×16in. Brand new, fully assembled, ready for use.



LASKY'S PRICE
COMPLETE WITH MIKE TAPE AND SPOOL 29 Gns.
Carr. & Ins. 25/-.

TAPE DECK & TAPE OFFERS

LIMITED NUMBER ONLY
The well-known MOTEK K10 Deck with push-button controls, 3 motors, 3-speed (1⅞, 3¾, 7½ i.p.s.), rev. counter. Freq. response better than 40-12,000 c/s. at 7½ i.p.s. 2-tone grey finish. Listed at £22.
LASKY'S PRICE £9.19.6
Carr. and Ins. 7/6
Suitable case, callers only, **39/6.**

COLLARO STUDIO TAPE TRANSCRIPTOR. 3 motors, 3 speed 1⅞, 3¾, 7½ i.p.s., takes 7in. spools. Push-button controls.
Lasky's Price, complete with Tape and Spool **£12.19.6**
Carr. & Ins. 12/6.

HIGH FIDELITY TAPE RECORDER HEADS
Leading make, new and unused. Upper or lower track. RECORD/PLAYBACK, high impedance. Double wound and will reproduce up to 12,000 c.p.c. at 7½ i.p.s. Azimuth adjustments. Output 5 millivolts at 1 Kc. at 7½ i.p.s. ERASE low impedance. LIST £4 PAIR.
LASKY'S PRICE, per pair **29/6**
Post free.
Please specify upper or lower track.
SPECIAL OFFER!
Set of 4 heads (upper and lower track) **49/6**

PLASTIC TAPE SPOOLS

3in.	5in.	5½in.	7in.	8½in.
1/9	2/6	2/6	2/6	5/6

Post extra.

COLLARO TAPE TRANSCRIPTOR
Mk. 1V, fitted digital counter. List £25. **Lasky's Price £16/19/6.**
Carr. & Ins. 12/6. Tape extra.

TAPE RECORDER PRE-AMPLIFIER. For use with any make of Tape Deck including Collaro, Motek, etc. Full recording facilities are provided for 7, 3¾ and 1⅞ i.p.s. and multi-position switch gives automatic equalisation by negative feedback to each individual speed. 4 valves including magic eye level indicator. Overall dim.: 12×4×5in. Front panel: 12½×3½in. Attractive gold hammered finish.
Lasky's Price 9 Gns.
Post 3/6.

SPECIAL OFFER OF TAPE



Famous make plastic on latest type plastic spools. Brand new, boxed and guaranteed.
1,200ft. on 7in. spool, **20/-**
1,800ft. (7in.) ...**32/6**
1,200ft. (5¾in.) .**21/-**
850ft. (5¾in.) ...**16/6**

SCOTCH PLASTIC TAPE
1,200ft. on 7in. spool..... **25/-**

M.S.S. LONG PLAY TAPE
1,800ft. on 7in. spool..... **39/6**
1,200ft. on 5¾in. spool..... **29/6**
850ft. on 5in. spool **25/6**
220ft. on 3in. spool **7/11**
Post: 1 spool 1/6.
Orders over 60/- post free.

LASKY'S RADIO FOR COURTEOUS SERVICE & TECHNICAL ADVICE

RADIO · TELEVISION · HI-FI · ELECTRONICS · RECORDERS

LASKY'S RADIO

LONDON'S LEADING Hi-Fi SPECIALISTS

Visit either of our addresses for selective Demonstrations of the latest Hi-Fi Equipment

MICROPHONE BARGAINS



The "Diana," high impedance moving coil mike with unique magnetised table base. Response 30-15,000 c.p.s. Ideal for tape recorders. List 4 Gns.
Lasky's Price 39/6 Post free.

ACOS CRYSTAL STICK MIKE Type M.C.39/1, complete with cable. Listed at £5/5/-.
Lasky's Price 39/6 Post free.

MINIATURE moving coil dynamic microphone, incorporating switch and complete with pocket clip. As used for the "Fi-Cord." **35/-** Post 1/6.

4-SPD. AUTO-CHANGERS

New and Unused in Maker's Cartons



B.S.R. type UA8	£6 19 6
B.S.R. UA8, stereo	£7 19 6
B.S.R. UA12, stereo	£7 19 6
B.S.R. type UA14	£7 19 6
COLLARO Conquest, wired for stereo, with monaural p.u.	£6 19 6
As above, stereo	£7 19 6

Post on all above 5/-.

GARRARD

Model 120	£8 8 0
Model 121	£9 9 0
Model 209	£9 19 6
Model 210, stereo	£11 11 0
Model 210 with monaural and stereo heads	£12 10 0
RC.88	£12 19 6
RC.88 stereo	£12 19 6
RC.98	£14 19 6

SINGLE PLAYERS

Auto. start and stop. Complete with pick-up and crystal cartridge.
GARRARD 4SP **£6 19 6**
GARRARD TA Mk. II, wired for STEREO, plug-in head **£8 9 0**
E.M.I. 4-speed, wired for STEREO and fitted Acos stereo T.O. cartridge **£6 19 6**
Post on all above 5/-.
COLLARO JUNIOR 4-speed motor and separate pick-up..... **75/-**
B.S.R. TU9, non-auto Turntable and separate pick-up **79/6**
Post free.

PICK-UP CARTRIDGES

ACOS HGP.59 or HGP.37 turnover, crystal cartridge with L.P. and standard styli. List 39/7.
Lasky's Price 18/- post free.

AOCS 73-1A STEREO. List 52/6.
Lasky's Price 29/6 post free.

P.M. SPEAKERS

3½in.	4in.	5in.	6½in.	8in.	10in.
17/6	19/6	10/6	16/-	16/6	25/-

12in. **27/6.**

ELLIPTICAL

7×4	9×6	10×2½	10×6	10×7
12/6	22/6	25/-	25/-	25/-

Post extra.



SEND FOR LASKY'S 100 PAGE HI-FI CATALOGUE

A COMPARATOR-CATALOGUE in photogravure and colour to enable you to choose from hi-fi equipment of every kind.
Price 3s. 6d. part post 6d.
Fully refunded on making your first hi-fi purchase.

"LINEAR" AMPLIFIERS

"DIATONIC" 10-14 watts	12 Gns.
"CONCHORD" 30 watt	15 Gns.
L45 4-5 watt Amplifier	£5/19/6
LT45 Tape Deck Amplifier	12 Gns.
L50 50 watt Amplifier...	19 Gns.
L10 10-12 watt with pre-amplifier	15 Gns.
L3/3 Stereo Amplifier.....	7 Gns.
LP.1, Tape Pre-amplifier...	9 Gns.

All other types in stock.

TRANSCRIPTION MOTORS

GARRARD 4HF, stereo or monaural, complete with plug-in head **£18.19.0** Carr. & Ins. 12/6.

GARRARD 301	£22 7 3
GARRARD 301 (Strobe)	£23 18 4
GARRARD type A	£21 7 8
PHILIPS	£10 10 0

Also Lenco, Connoisseur, etc.



LASKY'S F.M. TUNER

PRINTED CIRCUIT VERSION OF G.E.C. 912 "F.M. PLUS" TUNER FOR HOME CONSTRUCTION

Uses 5 valves, 2 germanium diodes and brand new T.C.C. condensers. The PRINTED CIRCUIT ensures that the I.F. and R.F. amplifiers are extremely stable at maximum gain and results are consistent on all tuners.
CAN BE BUILT FOR 7 GNS. (including valves)
Post free.
Details on request.

NEW AND UNUSED 17" TV CHASSIS



200-250 v. A.C./D.C. Complete with 13 new Brimar valves, latest Fireball turret tuner covering all channels bands I and III (i.f. 33-38 Mc/s.). Ferroxcube line output transformer and wide angle 90° scanning coils, ion trap, latest electrostatic focus. All first quality components. Overall dimensions 8×15½in.

Valve line-up:
3 PCF80, 1 PCC84, 3 B6W7, 1 PCL84, PCL82, PY82, PL81, PY83, EY51.

LASKY'S PRICE £18.19.6 Carr. & Ins. 7/6.

BRAND NEW BRIMAR 17in. C.R. TUBE, C17SM. 3-amp. heater, electrostatic focus. 12 months' guarantee.
LIST 10 gns. Lasky's Price £6/19/6. Carr. & Ins. 12/6.
SPECIAL COMBINED OFFER CHASSIS & NEW BRIMAR C.R.T. £23.19.6 Carr. & Ins. 19/6.
A few cabinets available to callers.

HI-FI SPEAKER SYSTEM

SPECIAL OFFER. Limited quantity only. ELAC Hi-Fi Speaker system comprising 10in. bass unit (woofer), 8×6in. enclosed middle range unit, and 4in. tweeter. **LASKY'S PRICE,** complete **49/6** Post 3/6.

TWO MATCHED SETS FOR STEREO £5 post paid.

Units available separately:

10in. Bass Unit	8×6 Middle Unit	4in. Tweeter
27/6. Post 2/6.	15/6. Post 1/6.	12/6. Post 1/6.

STEREO ADAPTOR

CONVERTS ANY RADIOGRAM TO GIVE STEREOPHONIC REPRODUCTION

2-valve Amplifier using EF80X and EL84 metal rectifier (full-wave bridge). Mains voltage 195-250, 50/60 c.p.s. Ganged volume control and ganged tone control.
CAN ALSO BE USED AS A SINGLE-END AMPLIFIER.
LASKY'S PRICE complete with printed circuit, circuit diagram, full service data and 2 new valves. Post & Pkg. 3/6. **59/6**

AMPLIFIER BARGAIN

6-watt, employing 4 valves: EX80 rect., ECC83, feeding two E184 in push-pull. Separate control unit with bass, treble and volume controls. Size of chassis: 4¼×4¼×12in. Complete with 4 new Mullard valves.
LASKY'S PRICE Post 4/6. **85/-**

GRAM AMPLIFIER

Uses two valves, ECL82 and EZ80 and separate mains transformer to minimise hum. Incorporates Elac 8×5in. loudspeaker with output transformer mounted. Size of printed circuit 4×3×2¼in.
Lasky's Price 59/6 Post 3/6.

MINIATURE POCKET TRANSISTOR RADIOS

Large selection of various well-known makes at money-saving prices. Call and select or write for latest Bargain List.

TRANSISTOR RECORD PLAYER

CAN BE BUILT FOR £9.19.6 Carr. free



6 v. operation. For all L.P. and standard records. All components available separately.

AMPLIFIER

300 milliwatts push-pull output, using two OC71 and two OC72 transistors. Fully assembled, **79/6.** Knobs 3/6 extra.

LOUDSPEAKER

30 ohms, 7×4in. elliptical, matched to amplifier, **25/-.**

3-SPEED TURNTABLE

6 v., with rubber mat and speed adjustment, complete with t.o., crystal cartridge and two sapphire styli. **79/6.**

CARRYING CASE

As illustrated, handsome two-tone finish. 17in. deep, 14in. wide, 5½in. high. Well made and finished. **49/6.** *Batteries extra.*

SEE OVERLEAF FOR MORE NEWS FROM LASKY'S RADIO

LASKY'S RADIO

EVERYTHING FOR HOME CONSTRUCTOR & SERVICEMAN

LASKY'S MIDGET T.R.F.



CAN BE BUILT FOR ONLY **99/6**

Post & Pkg. 5/-

Handsome contemporary design case, overall size 8½in. wide, 4½in. deep, 5in. high. 2 latest double-purpose valves EBF89 and ECL80, contact cooled rectifier. For A.C. mains 200-250 v. Med. and long wave, 5in. P.M. speaker. Plastic cabinet in cream, pastel green, pink, blue.

FULL DATA, instructions circuit diagram, shopping list 1/6. All components available separately.

LASKY'S CAR RADIO

CAN NOW BE BUILT ABSOLUTELY COMPLETE

FOR **£9.19.6** post 3/6.



- ★ Small size. Will fit any car
- ★ 12 volt operation
- ★ New Hybrid circuit
- ★ Transistor output
- ★ New type Brimar valves
- ★ No Vibrator, 12 volt H.T. & L.T.
- ★ T.C.C. Printed Circuit and Condensers
- ★ Tuned R.F. stage
- ★ Medium and long waves
- ★ Permeability tuning
- ★ 7in. × 4in. elliptical speaker.

Instruction Booklet giving full details, illustrations, dimensions, circuit diagram and shopping list, price 2/6 post free (returned if you order).

TEST METER BARGAINS

NEW AND UNUSED



AN/20. Famous make pocket size 18-range multi-test meter for amateur or service engineers. 5,000 ohms per volt A.C. and D.C. with accurate linear scales for the lower A.C. range. In black leatherette-covered case, 3¾ × 3¾ × 1¾in. deep. LIST 9 gns. LASKY'S PRICE **99/6**
Post 3/6. Leads 3/6 extra.

The KAPURA Mdl. U1. MULTI-RANGE TEST METER, incorporating 3in. rectangular meter.

Sensitivity: 1,000 ohms per volt A.C. and D.C.

Ranges: (A.C. and D.C.) 0-10-50-250-500-1,000 v. D.C. current 0·100-500 m/a. 0-1 m/a. (used at 0-10 v. range).

Resistance: 1-2,000 ohms (centre 24 ohms). 100-200,000 ohms (centre 2.4 k.).

Size: 5in. × 3in. × 2½in. **Weight:** 22 ozs.

Fully guaranteed. LASKY'S PRICE **59/6**
Complete with test leads. Post & Pkg. 3/6





LABGEAR A.F. POWER METER KIT

Two ranges: 25 milliwatts to 1 watt; 1 watt to 10 watts, Accuracy 5% and matched for 3, 15 and 600 ohms. Ideal for constructors, hi-fi enthusiasts, engineers. COMPLETE KIT with full step-by-step instructions, circuit, data, **59/6.** Post free.

MINIATURE EARPHONES FOR POCKET TRANSISTOR RADIOS

High quality and remarkably sensitive, giving clear reproduction of music as well as speech. Complete with transparent ear-insert, 3ft. cord, sub-miniature jack and socket. Fully guaranteed.

Mdl. CR.5. Crystal Earpiece, high imp. **12/6**
Mdl. MR.4. Magnetic Earpiece, low imp. **10/-**
Post free.

SUB-MIN. COMPONENTS

As used in the smallest Japanese pocket transistor radios. Coils, Loudspeakers, I.F. transformers, Ganged Condensers, etc., now available from stock at lowest prices. Also in stock, all T.S.L. transistorised Miniature Units.

Send for Lasky's
COMPONENTS CATALOGUE
OVER 100 PAGES
SIZE 8½in. × 5½in.
COPIOUSLY ILLUSTRATED
Price **2/-** Post 6d.

Our latest 12-page "BARGAIN BULLETIN" free with each copy.

★ 12-CHANNEL TURRET TUNERS ★

Large selection, many by famous makers such as Cyldon, Brayhead, Plessey, Cossor, etc., all I.F.s. New and unused. Let us quote you for the model required. Examples: 33-38 mc/s., 29/6, 6-9 mc/s., 59/6. 9-14 mc/s., 59/6, 14-25 mc/s., 59/6.

TRANSISTORS

P.N.P. Junction types.

AUDIO, suitable for high gain and low freq. amplifiers, and for output stages up to 250 milliwatts. Double spot—yellow and green. Each **5/-**

R.F. suitable for medium and low freq. oscillators, freq. changers and I.F. amplifiers (1.5 to 8 Mc/s.). Double spot—yellow and red Each **7/6**

Type TS1. Suitable for all audio applications. **3/6**
Post 6d.
One dozen 35/- post free.
Special prices quoted for large quantities. Enquiries invited.

OC44 15/-; OC45 15/-; OC70 8/6; OC71 8/6; OC78 15/-; (Matched Pair 30/-); OC73 14/-; 6C16 54/-.

EDISWAN MAZDA TRANSISTORS. The very latest types:
XB/102 7/6; XB/103 7/6; XC/101 10/- XA/101 12/6; XA/102 12/6.

SPECIAL OFFER. Set of 7 Ediswan Transistors: XA/101, XA/102, 2 XB/102, XB/103, 2 matched XC/101. Price 59/6.

CRYSTAL DIODES. General Purpose GEX00, each 1/-. Per doz. 9/-.
All other type in stock.

"GOLTOP" POWER TRANSISTORS

All types in stock. Example: V15/10P. Ideal for output stage of car radio, will give approx. 3 watts operating from 12 v. Each 15/-, post free. Suitable Output Transformer for above, correct ratio, matched to 3 ohms, 9/6. Post 1/-.
Driver Transformer. 9/6. Post 1/-.

C.R. TUBE BARGAINS

NEW AND UNUSED

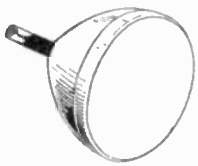

FERRANTI. 12in. types T12/44 or 9in. type T9/3 4 v. heater.
LASKY'S PRICE **49/6**
Carr. & Insur. free.

FERRANTI 17in. type TR17/10, 6.3 v. .3 amp. heater. Brand new and unused.
LASKY'S PRICE **£6.19.6**
Carr. and Insur. 12/6.

16in. METAL CONE, famous make, type T901/A, 6.3 v., 0.3 amp. heater. **£6.9.6**
Carr. & Insur. 21/-.

17in. 90 degrees C.R. TUBES

Seconds but in perfect working order and guaranteed. **79/6**
Carr. and Insur. 12/6.

RE-GUNNED C.R. TUBES

GUABANTEED FOR 12 MONTHS

Type	From	Carr. & Ins.
12in. round	£5 10 0	12/6
14in. rect.	£5 10 0	12/6
15in. & 16 round	£5 19 6	12/6
17in. rect.	£5 19 6	12/6
21in. rect.	£7 19 6	21/-

CAR RADIO COIL PACK

(Superhet, I.F. 465 Kc/s)



As used in many famous makes car radios. A permeability tuned Coil Pack covering medium and long wavebands, with tuned R.F. stage and complete with dial and pointer. Needs no ganged condenser. Its compact construction and small size, 7½ × 5 × 1¾in. enables it to be used in the smallest of car radios.
LASKY'S PRICE **49/6**
With circuit diagram and full data. Post 2/6.

20,000 VALVES IN STOCK
Mullard, Brimar, G.E.C., Mazda, Cossor, E.M.I., Philips, Pinnacle, Telefunken, etc. Send for our latest Valve List.

SUB-MIN. RESISTORS, ¼th watt, most values available. Each 3½d. Per doz. 2/6.

CONDENSERS, RESISTANCES. High stability Resistances, Electrolytics. All values and sizes stocked.

TWO ADDRESSES FOR PERSONAL CALLERS

Please address MAIL ORDERS and enquiries to EDGWARE ROAD

207 EDGWARE ROAD, LONDON, W.2
Few yards Praed Street
PADdington 3271/2

42 TOTTENHAM COURT ROAD, W.1
Nearest Station: Goodge Street
MUSeum 2605

Both Addresses OPEN ALL DAY SATURDAY
Close Thurs. 1 p.m.

SEE OVERLEAF FOR MORE NEWS FROM LASKY'S RADIO

REMEMBER THIS?

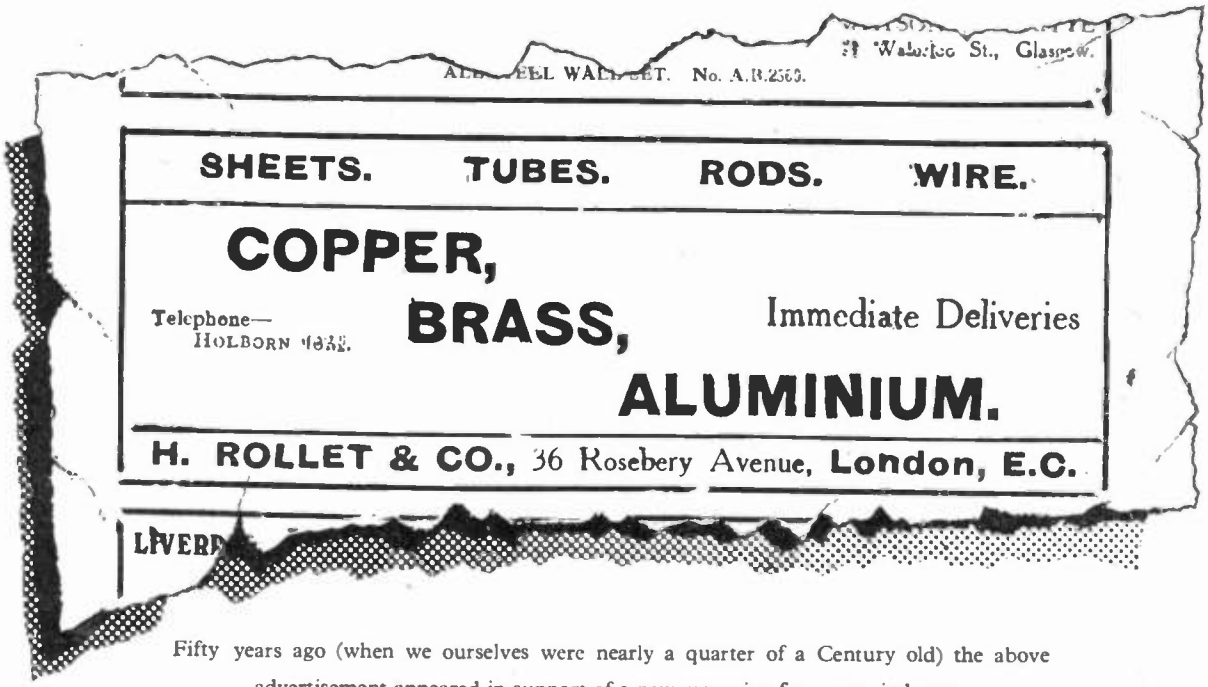

Fifty years ago (when we ourselves were nearly a quarter of a Century old) the above advertisement appeared in support of a new magazine for a new industry.

Today may we congratulate Wireless World upon their Jubilee issue.



CLYNE RADIO LTD.

18 TOTTENHAM COURT RD., LONDON, W.1

MUSeum 5929/0095
ALSO AT: 162 HOLLOWAY ROAD, LONDON, N.7
NORth 6295/6/7
99 CHEAPSIDE, E.C.2. MON 6860
All post orders and correspondence to 162 HOLLOWAY RD., LONDON, N.7

Open: Tottenham Court Rd., and Cheapside: 9 a.m to 6 p.m. Mon. to Fri., Sat. 1 p.m. Holloway Road: 9 a.m. to 6 p.m. daily. Thurs. 1 p.m., Sat. 5.30 p.m.

If not stated, please add postage on orders under £1. Cash with order or C.O.D. (charges extra).

Our advantageous H.P. and Credit Sale Terms are available on any single item over £5. Your enquiries invited. Please print your name and address!!

THE CLYNE RADIO "DE LUXE" PRINTED CIRCUIT SUPERHET



(22) & (23)

A new two-wave band (L and M) Superhet using the latest miniature valves: ECH81, EF85 and ECL80, plus contact cooled Rectifier. Incorporates Ferrite Rod Aerial and is of unit construction. Exceptional sensitivity and selectivity. Outstanding performance and quality T.C.C. condensers throughout. Easily constructed in one evening. Brown or ivory Bakelite cabinet. A.C. mains 200/250 v. All necessary components at special inclusive price of £7/19/6 plus 3/6 P. & P. Instruction Book with itemised price list available separately at 1/6 post free. Also available in De Luxe Cabinet (as illustrated) at 5/- extra.

THE "WAVEMASTER" 7-TRANSISTOR LUXURY PORTABLE

400 MILLIWATTS OUTPUT

To build yourself Medium and Long waves—Push-Pull Superhet A.V.C. Perfect Car Radio reception. Size 10in. x 6¾in. x 4¼in. at base tapering to 4in. at top.
Very attractive two-tone grey Vynide covered cabinet with black and gold printed escutcheon plate, cream and gold knobs, handle and cabinet fittings. ★ Weight—complete with long-life 7½ volt battery—4½lb. ★ Mazda high-grade transistors throughout. ★ High-Flux 7in. x 4in. Elliptical Speaker. ★ Slow motion tuning. ★ Co-axial socket at rear for direct connection to Car Radio Aerial ★ Improved reception by use of seven-section plated telescopic aerial disappearing into Cabinet when closed, 34in. above Cabinet when fully extended.
Construction simplified by Bakelite chassis board with the following components already mounted: I.F. Transformers (3). Oscillator Coil, Trimmer Bank, Output Transformer, Intersrage Transformer, Aerial Brackets and Earth Bar. SPECIAL INCLUSIVE PRICE for all required components full assembly instructions—nothing more to buy—is £10/19/6 plus 3/6 P. & P. Alignment service available. Full assembly instructions and individually priced parts list, all of which are available separately, 2/6, post free.



(43)

"OUR REPUTATION IS YOUR GUARANTEE"

TO BUILD YOURSELF

ALL PARTS AVAILABLE SEPARATELY

STOP PRESS! All components available ex-stock for the "P.W. ROADFARER" TRANSISTORISED AM/FM RECEIVER, as described in "Practical Wireless," April issue. Send stamp for itemised price list. Usual special inclusive price available.

	All required components at special inclusive price	P. & P.	Instruction Book and itemised price list available separately
(1) New Look "RAMBLER" all dry s'het portable. **NEW LOW PRICE**	£6 19 6	2/6	1/6
(2) "RAMBLER" Mains Unit (suits most portables)	£2 7 6	1/6	9d.
(5) "FAMILY FOUR" T.R.F. Mains Receiver	£3 19 6	2/6	1/6
(7) Standard JASON F.M. Tuner FMT1	£6 15 0	2/6	2/-
(8) Fringe area JASON F.M. Tuner FMF	£7 15 0	2/6	2/-
(9) JASON "MERCURY 2" Switched F.M. Tuner plus ITA/B.B.C. Sound	£10 10 0	2/6	3/6
(11) JASON "ARGONAUT" AM/FM Chassis	£15 5 0	2/6	2/-
(12) JASON "ARGONAUT" AM/FM Tuner	£13 19 6	3/6	2/-
(13) F.M. Power Pack (suitable for most tuners)	£1 17 6	1/6	1/-
(14) R.C. 3/4 watt Amplifier (with Bass, Middle and Treble controls)	£4 5 0	2/6	1/-
(15) 2-amp. Battery Charger	£1 16 6	2/6	3d.
(16) R.C. Transistor/Crystal Receiver ('phones extra)	£1 1 0	1/3	3d.
(18) R.E.P. 1-valve Battery Receiver	£2 2 0	2/-	9d.
(19) "CRY-BABY" ALARM (Baby Alarm)	£3 12 6	2/6	1/-
(20) MULLARD S10 Amplifier (printed circuit) Ultra Linear Version	£9 9 0	3/6	1/6
(21) MULLARD 510 as above plus input selector and spare power supplies	£11 10 0	3/6	2/6
(22) "DE-LUXE" Printed Circuit Superhet	£7 19 6	3/6	1/6
(23) "DE-LUXE" with New Look Cabinet	£8 4 6	3/6	1/6
(24) JASON J.T.V. 2 Tuner	£13 19 6	3/6	2/6
(25) RADIO JACK	19 6	1/6	6d.
(26) MULLARD TYPE "C" Tape pre-amp.	£12 9 6	3/6	2/6
(27) JASON W11 Wobbulator	£14 19 0	3/6	3/6
(28) JASON Valve Voltmeter EM10 (23 ranges)	£18 10 0	3/6	2/6
(29) NEW JASON F.M. TUNER FMT2 with built-in power supplies and cabinet	£8 19 6	3/6	2/6
(30) NEW JASON FRINGE F.M. TUNER FMT3, as above	£10 19 6	3/6	2/6
(32) R.C. Super Personal Portable 1-valve (phone extra)	£1 15 0	2/6	2/-
(33) R.C. Super Personal Portable 2-valve (phone extra)	£2 1 0	2/6	2/-
(34) R.C. TRANSETTE 2-Transistor Personal Portable	£3 9 6	2/-	2/-
(35) JASON EVEREST 6-Transistor 2-wave Portable	£13 19 9	3/6	3/6
(36) JASON EVEREST 7-Transistor 2-wave Portable	£15 18 9	3/6	3/6
(37) CLYNE Cathode Ray Oscilloscope	£12 19 6	5/-	10/-
(38) Compact Multi-range Test Meter	£2 19 6	1/6	1/6
(39) CAR RADIO, Pd. Circuit, S-valve S'het. **NEW LOW PRICE**	£11 19 6	3/6	2/6
(40) JASON Audio Generator AG 10	£14 5 0	3/6	2/-
(41) JASON Oscilloscope OG10	£22 10 0	5/-	3/6
(42) Super SHORT WAVE RADIO, 1 valve	£1 15 0	2/-	2/-
(43) "WAVEMASTER" 7-Transistor Luxury Portable	£10 19 6	3/6	2/6
(44) "GOLD STAR" De-Luxe 1-valve Portable	£1 17 6	2/6	1/6
(45) "PAGEBOY" 2-Transistor Pocket Portable ('phone extra)	£1 12 6	1/6	2/-
(46) "P.W. POCKET SUPERHET" 6 transistors	£9 19 6	complete, post free	
(47) "POPULAR FOUR" T.R.F. mains receiver	£5 5 0	3/6	1/6
(48) "CITIZEN" Pocket transistor portable	£4 15 0	2/6	1/6

Instruction Books which contain full description, easy-to-follow practical wiring diagrams, theoretical diagrams, itemised price lists, etc., are free of charge with all parcels but may be purchased separately as shown above.

PLEASE NOTE:—A selection of the above items are described more fully in this advertisement!!

NEW! "PAGEBOY" 2-TRANSISTOR POCKET PORTABLE

Completely portable—NO EXTERNAL AERIAL OR EARTH REQUIRED. This is an amazing little receiver with built-in aerial and small enough to be held in the palm of the hand. Medium wave reception at wonderful volume. No fiddley tuning! —condenser tuned! Supplied with drilled chassis and colour coded components. Easily assembled with the aid of the easy-to-follow assembly instructions provided. Total cost of all necessary components, including transisters, wiring wire and even solder **ONLY 32/6** plus 1/6 P. & P. Battery 3/- extra. Ardente type deaf-aid earpiece complete with cord and plugs extra at 12/6. Parts price list and East Lay-out Plans 2/- post free. Callers welcome to hear this set demonstrated at any of our branches. Our reputation is your guarantee.



(45)

SUPER PERSONAL PORTABLE. (32) & (33)

A wonderful little set you can take anywhere. Ideal for camping, etc. Detachable aerial rod supplied. Covers Medium waveband 200-500 metres. Can be built in approx. 1 hour. All necessary components available at the following SPECIAL INCLUSIVE PRICES: 1-valve version **ONLY 35/-** plus 2/- P. & P. Super 2-valve version **ONLY 41/-**. Plus 2/- P. & P. Send for point-to-point wiring diagram and parts price list 2/- post free. Extra for use with the above DLRS balanced armature headphones, 7/6 pair.



"FAMILY FOUR" (5)

Our supersensitive T.R.F. Receiver for home construction. Covers Long and Medium Wavebands, is housed in very smart plastic table cabinet in Brown or Black. For A.C. mains 200/250 v. Comprehensive assembly instructions provided, including practical and theoretical diagrams, which are easy to follow and will enable you to complete this receiver which will be the envy of your friends. ALL NECESSARY COMPONENTS ONLY 79/6, plus 2/6 P. & P. Instruction book available separately if you wish to study before purchase at 1/6 post free.



VISIT OUR FULLY EQUIPPED
HI-FI SHOWROOM
AT TOTTENHAM COURT ROAD FOR DEMONSTRATIONS OF THE LATEST
HI-FIDELITY EQUIPMENT
BY ALL LEADING MANUFACTURERS

We stock equipment of Quality by all leading makers: i.e., Leak, Quad, Armstrong, Dulci, Ferrograph, Reflectograph, Vortexion, Tannoy, Linear, Wharfedale, Grundig, Goodmans, W.B., Rogers, Garrard, Lenco, B.T.H., Pamphonic, Simon, Brenell, Collaro, Telefunken, Fi-Cord, etc., etc. A full range of high quality cabinets to suit all purposes is on show, i.e., "RECORD HOUSING," "W.B." "A.D.," etc. Enquire about our interesting part-exchange scheme for personal callers. H.P. Available.

THE "CITIZEN"



Introducing our new Super-Sensitive 5-Stage (4 transistor plus diode) pocket transistor receiver—for full Medium Wave reception—with the following outstanding features.

- ★ Completely self-contained — No external aerial or earth required.
- ★ Genuine 2½in. High Flux P.M. Speaker.
- ★ Push-pull output—250 milliwatts.
- ★ Genuine Ediswan transistors.
- ★ Socket provided for personal listening.
- ★ Socket provided for connection to Car Aerial.
- ★ Volume Control with on off switch—Condenser tuning.
- ★ Easy assembly on colour coded pre-tagged circuit board.
- ★ Attractive polystyrene cabinet measures 5½" x 3" x 1¼", chrome handle, attractive dial.

All required components including full instructions, solder, etc. and battery at special inclusive price of **ONLY 95/-** Plus 2/6 p. & p.

Yes, NINETY FIVE SHILLINGS ONLY! Nothing more to spend.

Suitable crystal deaf-aid type miniature ear-piece fitted with miniature jack plug at ONLY 7/6 extra, if required.
All parts available separately—Itemised list and full assembly instructions sent for 1/6 post free.

Hear this amazing little receiver working, at any of our branches.

THE R.C. 3/4 WATT AMPLIFIER (14)



Compare the advantages. Treble bass AND middle controls. For crystal or magnetic pick-up. A.C. Mains 200/250 v. Valve line-up: 6V6GT, 6SG7 metal, 6X5GT. Negative feed-back. Built on stove enamelled steel chassis, measuring only 8in. x 4in. x 1¾in. Four engraved cream knobs are included in the price of the complete kit with all necessary practical and theoretical diagrams at £4/5/- only, plus 2/6 p. & p. or Instruction Book fully illustrated for 1/- post free. This amplifier can be supplied assembled, tested and ready for use at £5/5/-, plus p. & p.

"PRACTICAL WIRELESS" POCKET SUPERHET (46)

All required Components for the complete Osmor version as described in November issue of "Practical Wireless," now available at special inclusive price of £9/19/6 complete, including Printed Circuit and Osmor booklet. Overall size 5¼in. x 3in. x 1¾in., 6 transistors, 2¼in. P.M. Speaker. All items available separately, send stamp for list.

RADIO JACK (25)

Covers local medium wave stations variably tuned. Compact self contained unit requiring only connection to aerial (no power supplies reqd.) for 1st class reception when used in conjunction with your tape recorder or high gain amplifier. All necessary parts available at a special inclusive price of only 19/6. p. & p. 1/6.

AUDIO GENERATOR AG10.

Covers from 10 c/s to 100 Kc/s in four ranges. Max. output 10 volts. Min. output 100 microvolts. Square wave output with excellent rise time makes this generator very



(40)

useful for checking all Audio equipment. Housed in Attractive metal shelf mounting case 11¼" x 6¼" x 5¼" high. All necessary components including valves, £14/5/- plus 3/6 p. & p. Fully descriptive booklet with assembly instructions 2/- post free.

The CRY BABY ALARM (19)



This highly efficient unit is simple to assemble, extremely sensitive and may be installed in a matter of minutes. Completely **SAFE** employing a double wound mains transformer. Attractively finished in Red and Grey (washable) "Lionide" with cream plastic escutcheon. Size only 7¼in. x 3¾in. x 6¾in. Supplied in kit form complete with mike at ONLY 72/6 plus 2/6 p. & p. or assembled and tested 89/6 p. & p. 2/6. Suitable mike flex available at 3d. a yard. Instruction book and price list separately 1/- post free. A.C. 200-250v.



SUPER 1-VALVE SHORT-WAVE RADIO (42)

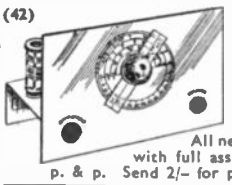

World-wide coverage at most reasonable cost. Covers 40–100 metres with the coil supplied. Can be extended to cover 10–100 metres. Provision is also made for the addition of two extra valve stages. Employs the famous Acorn-type 954 valve. All necessary components can be supplied complete with full assembly instructions at ONLY 35/- plus 2/- p. & p. Send 2/- for point-to-point wiring diagram and price list.

NEW! "POPULAR FOUR"

IMPROVED APPEARANCE AND PERFORMANCE !



(47)

A new three valve plus miniature contact-cooled rectifier, mains T.R.F. Receiver is now available. New De Luxe Cabinet, polished walnut finish, cream trim, attractive horizontal dial (as illustrated). Quality 5in. P.M. speaker. Specially wound high gain super-sensitive Denco coils. Medium and Long Wavebands. Excellent Continental reception! Overall dimensions: 12in. x 6in. x 5in. A.C. 200/250 v. Simple construction with guaranteed results. Easy to follow practical and theoretical diagrams supplied. All necessary components, down to the last nut and bolt, are offered at a **SPECIAL INCLUSIVE PRICE OF £5/5/0,** plus 3/6 p. & p. Instruction book available separately 1/6, post free. ALL PARTS AVAILABLE SEPARATELY.

THE NEW LOOK RAMBLER PORTABLE



(1)

This wonderful little Medium and Long wave battery superhet incorporates 1R5, 1T4, 1S5, 3V4 miniature valves, 5in. speaker and frame aerial. Housed in smart two-tone Red/Grey cabinet. All required components at the NEW LOW PRICE of £6/19/6, plus 2/6 p. & p. or with the latest low consumption "96 range" valves at the NEW LOW PRICE of £7/7/-, plus p. & p. Uses all-dry batteries AD35 (1/6). B126 (9/-). Full descriptive instruction book, itemised price list, diagrams, etc., available separately at 1/6 post free.

(2) MAINS UNIT FOR ABOVE. Fits into battery compartment. A.C. 200/250 v. All required components at ONLY 47/6 plus 1/6 p. & p. or assembled and tested at £3/5/- plus p. & p. (Also suitable for many other portables.)

PRINTED CIRCUIT CAR RADIO



(39)

(for Home Construction). We are proud to be able to offer this New type Car Radio employing up-to-the-minute circuitry, special 12 volt valves and transistorised output stage. The highest degree of sensitivity is assured by the incorporation of Permeability Tuning and a tuned R.F. Stage. Covers Medium and Long Wavebands. NO VIBRATOR PACK IS REQUIRED. This is a really compact receiver that will fit any car. Comprehensive assembly instructions are provided with all necessary components, including valves and transistor at a Special New Low inclusive Price of Only £11/19/6 plus 3/6 p. & p. Instruction booklet with itemised price list, full description dimensions, etc. available separately at 3/6 post free.

CLYNE RADIO

ELECTRONIC ORGAN



Fibre Glass Console *now available*

Readers will no doubt be pleased to know that our working model of this amazing organ for home construction, may be heard and seen at our Hi-Fi Showroom in Tottenham Court Road, W.1. For the benefit of constructors all components, keyboards, chokes, etc., are available ready made. Full constructional details are available in book form at 15/- plus 1/6 p. & p. We shall be happy to forward a complete price list on receipt of a stamp. Please address all organ enquiries for the attention of Mr. L. Roche.

CLYNE RADIO LTD.

THE COMPONENT SPECIALISTS

18 Tottenham Court Road, London, W.1.
162 Holloway Road, London, N.7.
99 Cheapside, London, E.C.2.

● TURN OVER FOR MORE CLYNE BARGAINS ➤

K

★ MORE CLYNE RADIO BARGAINS ★

RECORD PLAYERS
Full range at usual competitive prices. Interesting H.P. facilities

E.M.I. MODEL 985 4-SPEED SINGLE RECORD UNIT. Very latest type. Heavy 8¾in. dia. turntable, low flutter performance. 200/250 v. with tap at 80 v. for operating amplifier valve filament if required. Complete with matching pick-up with mount and rest. Brand new and fully guaranteed. **ONLY 89/6,** plus 3/6 P. & P. Pick-up available separately, complete with mount and rest 25/-, plus 1/6 P. & P.

JUST ARRIVED! 4-SPEED BATTERY OPERATED VERSION OF ABOVE.
6 volt operation complete with pick-up £5/9/6, plus P. & P. 3/6.

LATEST GARRARD MODEL 210. Four-speed manual or automatic. 10in. and 12in. records of same speed can be mixed in any order, wired for stereo, attractive white colour scheme. Price 10½ gns. plus 3/6 P. & P.

LATEST B.S.R. UA14. 4-speed. Attractive appearance. Wired for stereo. Fully guaranteed. £7/19/6, plus 3/6 P. & P.

B.S.R. UA8. Brand new and guaranteed. Few only. Monaural. £6/19/6. Stereo/Monaural, £7/19/6. Both plus 3/6 P. & P.

ACOS GP/3-2A: Turnover cartridge for Stereo and Monaural Standard and L.P. Few only at 29/6, plus 9d. P. & P.

GOLDRING 580 CARTRIDGE. In MPM2 shell. Few only at special price of 99/6 post free.

CABY UNIVERSAL TEST METERS
These pocket-size multi-range test meters are of excellent quality and cover all the most useful ranges (A.C. Volts, D.C. Volts, resistance and current). Supplied complete with test prods, instruction book and batteries.
Model A.10 (2,000 ohms per volt) £4/17/6
Model B.20 (10,000 ohms per volt) £6/10/-. Plus P. & P. 3/6 on ea. Fully detailed and illustrated leaflet available on request.

CATHODE RAY TUBES. Unrepeatable offer! 17in. MW 43/69 by leading British Manufacturer. Brand new in original cartons. Not regunned. Full 12-month guarantee. **£7/10/- each only,** plus 10/- P. & P. Send stamp for comprehensive Valve and Tube List.

ANOTHER PORTABLE CABINET! Ex leading manufacturer's battery portable attache type case. Attractive two-tone grey rexine finish. Size closed 13¼in. x 9¼in. x 3¾in. Complete with fittings and handle. Including Medium and Long Wave frame aerial which fits in lid. Limited quantity only at bargain price of 19/6 plus 2/- P. & P. Brand new.

DEAF-AID TYPE EARPIECES. Ardente Standard magnetic type complete with lead and plug. Only 12/6. P. & P. 1/-.

E.M.I. FULL FREQUENCY SPEAKER. Size 13¼in. x 8in. A further small quantity available. 3 ohm speech coil. 39/6 only, plus 2/- P. & P.

12in. BAKERS SELHURST LOUDSPEAKER. 15 ohms, 15 watt 30-14,000 cps. Brand new, £4/10/-, P. & P. 3/6.

12in. RICHARD ALLAN P.M. LOUDSPEAKER. 3 ohm speech coil. Brand new. **ONLY 32/6** plus 2/6 P. & P.

VIBRATOR PACKS. Limited quantity of both 6 volt and 12 volt types available. Output 300 volt. 100 m/a. Fully smoothed. Brand new ex-Govt. surplus. Price 35/- ea., plus 2/6 P. & P. Please specify input voltage required.



SUB-MINIATURE TWO-WAY JACK PLUGS & SOCKETS
Smallest yet available
3/6 per pair. P. & P. 6d.

1" — ⅝"

SUB-MINIATURE SLIDER SWITCH
Two-pole two-way ONLY 2/6 EACH. P. & P. 6d.
● Wholesale and manufacturer quantity enquiries invited on both of the above new items. ●

★ TAPE RECORDER CONSTRUCTORS ★

TELEPHONE PICK-UP COIL. Designed to feed into the microphone input of either a tape recorder or any high gain amplifier. Easily attached to telephone by rubber suction attachment. The coil is electrostatically shielded to minimise hum pick-up. When positioned on telephone this model is more than adequate for a fully modulated tape recording. Brand new complete with 5ft. shielded cable. ONLY 14/-. P. & P. 1/6.

COLLARO TAPE PRE-AMPLIFIER AND BIAS OSCILLATOR. Complete with power pack for use with Collaro Mk. IV deck. 4 valve plus EM81 magic eye. 110-240 v. A.C. Input sensitivity: microphone socket 5 m/v., auxiliary socket 500 m/v. Speed equalisation switch gives compensation at all 3 speeds. Full wiring instructions included. List price £21. Limited quantity only at £15/19/6. P. & P. 5/-.

LATEST COLLARO STUDIO TAPE TRANSCRIPTOR. 3 motors, 3 speeds, 1⅞, 3¾, 7½ i.p.s., takes 7in. spools. Push-button controls, £12/19/6 plus 5/- P. & P. Usual H.P. facilities.

LATEST B.S.R. "MONARDECK." Single speed Tape Deck. Takes 5¾in. spools—3¾ i.p.s. At only £8/5/- plus 5/- P. & P.

TAPE RECORDER AMPLIFIER. Suitable for use with either of the above Tape Decks, and most other types. For A.C. mains, 4 watts output. 40–12,000 CPS at 7½ i.p.s. ±3 db. Facilities for superimpose. Valves: 6BW6, ECL82, 12AX7, EM84, and contact cooled metal rectifier. Radiogram input, microphone input, monitor facilities (can be used as straight through amplifier), volume control and separate treble and bass controls. Chassis measurement 11½ x 3 x 4¾in. Supplied complete with attractive grey/blue escutcheon plate finished in black and gold. Circuit diagram and connecting instructions included. Price £11/5/- only, plus 3/6 P. & P. If purchased with either of the above decks, both items post free!

ATTRACTIVE TWO-TONE PORTABLE CARRYING CASE. Suitable for above amplifier and Collaro, Studio deck. Limited quantity only at 79/6 plus 3/6 P. & P.

MIC 45-1 Acos latest flat pistol-grip crystal microphone. Attractive black and gold finish. OUR PRICE 29/6 plus 1/- P. & P. **ACOS MIC 39-1.** Crystal stick microphone. List price 5 gns. Our price 39/6 plus 1/6 P. & P. **MIC 40.** General-purpose crystal microphone with desk stand. Our price 25/- only plus 1/6 P. & P. **M.C. 24.** Imported, crystal, attractive streamlined polished metal case, incorporates muting switch. List price 64/-. OUR PRICE 42/- only. 1/- P. & P.

SUPER MAGNETIC RECORDING TAPE SPECIAL!!!
Famous American Ferrodynamics **"BRAND FIVE"**
An enthusiast's "must." Brand new (NOT SUB-STANDARD) High grade Acetate Base, 5in. 600ft. 16/-, 5in. 900ft. 18/6, 5¾in. 1,200ft. 23/6 7in. 1,200ft. 25/-, 7in. 1,800ft. 35/-. Extra quality Mylar Dupont. 3in. 300ft. 13/-. 5in. 1,200ft. 37/6. 7in. 1,800ft. 44/-. 7in. 2,400ft. 60/-. Each on plastic spool. All Post free. *Trade enquiries invited.*

PLASTIC TAPE SPOOLS. Best quality. 3in. 1/6, 5in. 2/–, 5¾in. 2/3. 7in. 2/6. **PLASTIC SPOOL CONTAINERS** for spool sizes 5in. 1/6, 5¾in. 2/–, 7in. 2/3. Any single item plus 6d. P. & P. Orders over £1, post free.

LANGUAGE COURSES ON TAPE!
Complete Elementary Course in French, Italian, German or Spanish. Phrase book supplied. 5" long play tape, 55 minutes at 3¾ i.p.s. Price ONLY 29/6 per course, Post Free!

EXTRA SPECIAL OFFER !!
A small three-valve **PORTABLE RECORD PLAYER AMPLIFIER** mounted on baffle 12 x 7in., with High Flux 6½in. Loudspeaker. Valve line-up ECC83, EL84, EZ80. Incorporates separate bass and treble controls. Max. output 3 watts. Will match all types of high impedance pick-up. Ready to use, £5/12/6. P. & P. 3/6.
NEW STYLE CABINET finished in two-tone Leatherette. Will accommodate above Amplifier and Baffle without modification, also most types of Ancillary Equipment. Overall size 18 x 13½ x 8½in. Fitted with carrying handle, £3/9/6, plus 5/- P. & P.
NOTE. If both items purchased together they will be supplied at a special inclusive price £8/7/6, plus 6/6 P. & P.



CLYNE RADIO LTD.
THE COMPONENT SPECIALISTS
●
ALSO SEE PREVIOUS PAGES

18 Tottenham Court Road, London, W.1.
162 Holloway Road, London, N.7.
99 Cheapside, London, E.C.2.

FRUSTRATED EXPORT. Not repeatable! L., M. and S.W. SUPERHET RECEIVER. Manufactured by McCarthy for export. At present for operation on 6 volts, but conversion details supplied free.



Valve line-up: 6K8G, 6K7G, 6Q7C, 6F6G, 6X5G and 6 volt 4-pin non-synchronous vibrator. 8in. P.M. Speaker, 4 watts output, P.U. socket Ext. L.S. socket, etc. Tone control. Fitted in polished wood cabinet, size 21¾in. x 10¼in. x 10¼in. These cabinets are slightly soiled owing to storage, but each is guaranteed unused, in serviceable condition, tested prior to despatch. Price £5/19/6 only plus P. & P. 7/6, plus 27/6 for A.C. Mains Conversion Components if required. **OUTSTANDING BUY!**

TRANSISTORS!!!
SURPLUS P.N.P.
RED SPOT (Audio/Experimental Application) ..... 3/6 ea.
WHITE SPOT
R.F. up to 2.5 Mc/s. ..... 5/- ea.
OC169 VHF P.N.P. JUNCTION TRANSISTOR. Drift-type, Alpha cut-off frequency 80 Mc/s. 18/- ea. Attractive discounts for bulk purchases. The above is a selection only. Full range in stock by all leading manufacturers. Let us have your enquiries. (ALL POST FREE.)

LOUDSPEAKERS. EX. CHASSIS
As new guaranteed perfect, by leading manufacturers. 5in. high flux, 9/6; 6½in. 10/6; 8in. 13/6; also 10in. with O/P transformer (5,000 ohms), 17/6. All 3 ohm speech coil, also 8in. available, in attractive cloth covered cabinet, ideal for extension speaker, 22/6. Each item plus 1/6 P. & P. Complete list of new speakers on request.

No. 38 AFV WALKIE-TALKIE. A wonderful offer. This famous transreceiver unit, with relay operated SEND/RECEIVE switch covering 7.4-9 Mc/s band, range approx. 5 miles. Good condition. **ONLY 22/6,** plus 2/6 P. & P. per unit (less accessories). Quantity export inquiries welcomed.

AERIAL TUNING UNIT ZA0841
This well made ex-W.D. unit contains a host of useful components including: 1 mA. 2in. flush round M/C meter, 1 mA. Westinghouse full-wave meter rectifier. 5-pole 5-way heavy-duty silver plated wavechange switch. 3in. dia. silver plated rotary tuning indicator, 350 pF tuning condenser with insulated coupler and 3¾in. calibrated dial (0-180 deg.) etc., etc. Contained in strong metal carrying case 9in. x 9in. x 8in. with hinged lid. **ONLY 27/6,** plus 5/- C. & P.

WIRING WIRE. 5 coils 10 yds., each coil, in different colours, contained in cellophane bag. 5/-, plus 9d. postage.

"PIFCO" INSTRUMENT BIT SOLDERING IRON with integral Stand and built-in Spot-light for illuminating work 200/250 v. **ONLY 22/6.** P. & P. 1/6.

SOLDER. New boxed 1 lb. reels, 16 S.W.G. 50/50 at 8/6 only, plus 1/- P. & P.

TRANSFORMER SPECIAL. Superior quality half-shrouded drop thro' mains transformer. Input 200/250 v. Output 350-0-350 v. 80 mA.; 6.3 v. 3 amps. 5 v. 2 amps. Ex-equipment but guaranteed O.K. **ONLY 9/6,** plus 1/- P. & P.

R.F.26. Variable tuning. Brand new in sealed carton. **ONLY 22/6,** plus 2/- P. & P.

RCA AR88D RECEIVERS

One of the most renowned American Communications Receivers ever manufactured. Widely used by all the Armed Services to maintain World-wide Communications and Monitoring Posts under all conditions. Employs 14 valves, and has 6 switched overlapping wave bands for complete coverage. Refinements include Mechanical Band Spread with Logging Scale, Automatic or Manual Volume Control, Automatic or Manual Noise Limiter, BFO with pitch control, RF and AF Gain Controls, Variable HF Tone Control, Variable Selectivity with Crystal Filter, Aerial Trimmer, Choice of Headphones or Speaker. Has internal mains power pack for nominal 115-230 volts A.C. In Black Crackled Case size 19½in. W. x 11in. H. x 19½in. D. Thoroughly reconditioned, immaculate in appearance, and in perfect working order. Covers 500 kc/s-32 Mc/s, price **£45** (add carriage 30/- and 50/- deposit on returnable transit case). S.A.E. brings illustrated descriptive leaflet.

R1155 RECEIVERS

The famous Bomber Command Receiver known the world over to be supreme in its class. Covers 5 wave ranges: 18.5-7.5 Mc/s. 7.5 -3.0 Mc/s. 1,500-600 kc/s., 500-200 kc/s., 200-75 kc/s. and is easily and simply adapted for normal mains use, full details being supplied. All sets thoroughly tested and in perfect working order before despatch, and on demonstration to callers. Fitted with latest type Super Slow Motion tuning assembly. Have had some use, but are in excellent condition. ONLY **£9/19/6.**

A.C. MAINS POWER PACK OUTPUT STAGE in black metal case to match receiver, enabling it to be operated immediately, by just plugging in, without any modification. Fitted with 8in. P.M. speaker **£6/10/-.** DEDUCT 10/- IF PURCHASING RECEIVER AND POWER PACK TOGETHER.

Send S.A.E. for illustrated leaflet, or 1/3 for 14-page booklet which gives technical information, circuits, etc., and is supplied free with each receiver. Add carriage 10/6 for Receiver, 5/- for Power Unit.

POWER UNITS TYPE 234



Primary 200/250 v. 50 cycles. Outputs of 250 v. 100 mA., and 6.3 v. 4 amps. Fitted double smoothing. For normal rack mounting (or bench use) having grey front panel size 19in. x 7in. ONLY **59/6** (carriage, etc., 7/6). Or fitted with 2½in. A.C. volts output meter, **79/6** (plus carr. as above).

CARRYING CASES, solid leather. SLIGHTLY USED. Internal dimensions 8½in. H. x 8½in. W. x 4½in. D. Fitted lock and key, and shoulder strap. Ideal for Test Instrument, Camera and accessories, etc. ONLY 25/- (postage 2/-).

BC 342 RECEIVERS. A few only of these famous American sets covering 1.15-18.0 Mc/s. in six bands. Internal 115 v. A.C. Mains pack. A super receiver in first-class condition and perfect working order. ONLY **£25** (carriage 15/-).

HRO MAINS POWER UNITS. A.C. Input 115/230 volts. Output D.C. (fully smoothed) 230 volts 75 mA., and 6.3 volts 3.5 amps. Complete in black crackled case ONLY **59/6.**

12-WAY SCREENED CABLE. In 10ft. lengths, fitted with plugs, originally made for No. 19 Wireless Set. UNUSED. ONLY **15** - per lead.

P.M. SPEAKERS. 3in. **19/6,** 6½in. **17/6,** 8in. **21/-,** 12in. **29/6.**

SPRAGUE CONDENSERS. Metal cased wire ends. New. .01 mfd. 1,000 v. and .1 mfd., 500 v. **7/6** per dozen. Special quotes for quantities.

HETERODYNE FREQUENCY METERS TYPE LM14



Frequency range 125-20,000 kc/s. in 2 bands. This is the United States Navy Model of the well-known BC.221 Frequency Meter, but has many additional features which increase its usefulness. Voltage stabilisation circuits and Crystal control ensure extreme accuracy and in addition it is fitted with an Internal Modulation switch to allow use as a Signal Generator. Size only 8½in. x 8in. x 8½in. Full information on request.

UNIVERSAL VOLT—OHM—MILLIAMETER



Reads A.C. and D.C. Volts up to 1,000 in 5 ranges at 1,000 o.p.v., D.C. Current (3 ranges) to 500 mA. Resistance readings to 200 Kohms in 2 ranges. Basic movement 30μA sensitivity. Easily read open scale. Dimensions 5½in. x 3½in. x 2½in. Beautifully made, and fully guaranteed. Complete with leads, prods and internal battery. ONLY **59/6**

BC 221 FREQUENCY METERS

Similar specification to LM 14 Frequency Meter below, but does not have internal modulation or voltage stabilising circuits. Complete with original calibration book, crystal, valves, and instruction book. Used, but in very good condition. ONLY **£16.** Illustrated descriptive leaflet available on request.

DOUBLE BEAM OSCILLOSCOPE TUBES

Type CV 1596 equivalent to Cossor 09D as used in oscilloscopes by Cossor (339 series). Hartley and Erskine (13 series). Listed at £12/10/-. **Our price £2/19/6 (carriage 5/6).** *Brand new in makers' crates.*

METERS

F.S.D.	SIZE AND TYPE			PRICE
25 microamps	D.C.	2½in. Proj.	circular	59/6
50 microamps	D.C.	2½in. Flush	circular	59/6
50 microamps	D.C.	3½in. Flush	circular	80/-
100 microamps	D.C.	2½in. Flush	circular	39/6
1 milliamp	D.C.	2½in. Flush	circular	30/-
1 milliamp	D.C.	3½in. Flush	circular	50/-
200 milliamp	D.C.	2½in. Flush	circular	12/6
20 amps	D.C.	2in. Proj.	circular	7/6
40 amps	D.C.	2in. Proj.	circular	7/6
5 amps	D.C.	2in. Flush	square	12/6
300 volts	A.C.	2½in. Flush	circular	25/-
500 volts	A.C.	2½in. Flush	circular	25/-

HIGH FREQUENCY A.C. VOLTMETER



A First Grade Moving Iron Instrument with 6in. Mirror Scale, reading up to 150 volts A.C. at 400 and 1,200-2,400 cycles. In substantial Oak case with removable lid, overall size 8½in. x 8½in. x 5½in. Recently made for the Air Ministry, by Everett Edgcumbe, and in perfect order. Brand New & Unused. ONLY **£7/10/-.** Can also be supplied for 50 cycles, use either 0-150 or 0-300 volts.

POWER UNIT TYPE 3. Primary 200/250 volts A.C. 50 cycles. Outputs of 250 volts 100 mA., and 6.3 volts 4 amps. Fitted double smoothing and 2 meters to read H.T. current and voltage. For normal rack mounting (or bench use) having grey front panel. Size 19in. x 7in. BRAND NEW. ONLY **79/6** (carriage 7/6).

INTERCOM. TELEPHONE SET. Two pairs of Brand New Headphones connected to Breast Microphones, with leads, etc., in fitted carrying cases. Supplied with 4½ volt battery, 10 yards twin flex, and full instructions for connecting to make super intercom. ONLY **27/6.** (Post 3/6). Extra flex 3d. per yard.

10,000 OHMS PER VOLT TESTMETER. This latest Caby model is a handy pocket sized tester 5½ x 3½ x 2½in. Reads low D.C. voltages at 10,000 ohms per volt, up to 10,000 v. A.C. and D.C. at 4,000 o.p.v. Resistance to 20 mega. D.C. current to 250 milliamps and also Decibels. Complete with Test Leads, Batteries and Instruction Book. ONLY **£6/10/-.**

12 VOLTS AMERICAN DYNAMOTOR. Delivers 220 volts at 100 mills. Size 5½ x 3½in. diameter. Ideal for running Radio and Electric Shaver etc. from car battery ONLY **32/6.**

MARCONI SIGNAL GENERATOR TF 144G/7. Coverage 85 kc/s.-2.5 Mc/s. and 8 Mc/s.- 70 Mc/s. Complete, and in AS NEW CONDITION. ONLY **£95.**

AMPLIFIER N24



Utilises 4 valves 1 each 5Z4G, 6V6G, 6J7G, 6J5G and high quality components such as "C" Core Transformers and Block Paper Smoothing Condensers. A.C. Mains Pack for nominal 110 x 230 volts. Provision for 600 ohms or High Impedance Input. Output to 600 ohm Line. For normal use only requires changing Output Transformer. Output approximately 4 watts. Designed for Standard Rack Mounting having grey front panel size 19in. x 7in. All connections to rear panel, front having "On/Off" Switch Gain Control. Indicator Light. Fuses and Valves Inspection Panel. BRAND NEW IN MAKER'S PACKING. ONLY **£4/9/6** (carriage 10/6).

Cash with order please, and print name and address clearly

PLEASE ADD POSTAGE OR CARRIAGE COSTS ON *ALL* ITEMS

HARRIS ELECTRONICS (LONDON) LTD.

Radio Corner, 138 Gray's Inn Road, London, W.C.1. Phone: TERMINUS 7937

Open until 1 p.m. Saturdays.

We are 2 mins. from High Holborn (Chancery Lane Station) and 5 mins. by bus from King's Cross.

R.S.C. HI-FI TAPE RECORDER KIT

Build a high quality recorder in the £70 class for only

25½ GNS. Carr. 17/6. OR DEPOSIT £5/7/6 and 12 monthly payments of 42/-. Cash price if settled in 3 months

Can be assembled in ½ hour.

INCORPORATING THE LATEST COLLARO STUDIO TAPE TRANSCRIPTOR, THE LINFAR LT45X HIGH QUALITY TAPE AMPLIFIER. A HIGH FLUX 7 4in. LOUDSPEAKER, Reel of Best Quality TAPE, Spare Tape Spool, a Portable Cabinet, size approx. 16 × 13 × 9in., finished in durable and attractive duo-tone Policrome, and connection diagram for wiring amplifier to transcriptor.

FEATURES INCLUDE

★ 3 SPEEDS ★ FREQUENCY RESPONSE 60-11,000 c.p.s. ★ SWITCHED NEGATIVE FEEDBACK EQUALIZING FOR EACH SPEED. ★ OUTPUT 4 WATTS ★ MAGIC EYE RECORDING LEVEL INDICATOR ★ 3 MOTORS Fast rewind. ★ TAPE MEASURING AND CALIBRATING DEVICE. ★ TAKES FULL 7in. DIAMETER REELS OF TAPE. ★ NEGLIGIBLE HUM. ★ ENTIRELY EFFECTIVE AUTOMATIC ERASURE.

Full descriptive leaflet supplied on receipt of S.A.E.



HI-FI 10 WATT AMPLIFIERS

BRAND NEW CARTONED MANUFACTURERS DISCONTINUED MODEL. A REMARKABLE OPPORTUNITY. **£6.19.9** Carr. 7/6.

Push-pull output. Latest high efficiency Mullard valves Dual separately controlled inputs, for mike and gram. Separate bass and treble controls. High sensitivity. Output for 3 ohm or 15 ohm loudspeaker. Guaranteed, tested and in perfect working order. Please state speaker matching required when ordering.

SUPERHET RADIO FEEDER UNIT

Design of a high quality Radio Tuner Unit (specially suitable for use with any of our Amplifiers). A Triode Heptode F/changer is used. Pentode I.F. and double Diode Second Detector delayed A.V.C. is arranged so that A.V.C. distortion is avoided. The W. Ch. Sw. incorporates Gram-position. Controls are Tuning, W. Ch. and Vol. Output will load most Amplifiers requiring 500 mV. input depending on Ae location. Only 250 v. 15 mA H.T. and L.T. of 6.3 v. 1 amp. required from amplifier. Size of unit approx. 9-6-7in. high. Send S.A.E. for illustrated leaflet. Total building cost is £4/15/-. Point-to-Point wiring diagrams and instructions 2/6.

W.B. "STENTORIAN" HIGH FIDELITY P.M. SPEAKERS

HF1012 10 watts, 15 ohm (or 3 ohm) speech coil. Where a really good quality speaker at a low price is required, we highly recommend this unit with an amazing performance. £4/10/9. Please state whether 3 ohm or 15 ohm required.

BASS REFLEX CABINET. Specially designed for above speaker. Acoustically lined and ported. Polished walnut veneer finish. Size 18 × 12 × 10in. Strongly made. Handsome appearance. Ensure superb reproduction for only £3/19/6.

RE-ENTRANT LOUDSPEAKERS

For factory or outdoor use. Tannoy 7.5 ohms 8 watts 25/9.

Farmake horn type, highly efficient. Handles up to 10 watts. 15 ohm, 200 ohm and 600 ohm matching 59/6.

R.C.A. 20 watt rating, 3 ohm, 15 ohm, 200 ohm and 600 ohm matching 6 gns.

ACOS HI-FI CRYSTAL 'MIKES'

Mic 30 hand or Desk type **27/9** (Listed 45/-)

39-1 Stick type **39/6** (Listed 5 Gns.)

Limited number.

R.S.C. BATTERY TO MAINS CONVERSION UNITS

Type BM1. An all-dry battery eliminator, Size 5½ × 4½ × 2in. approx. Completely replaces batteries supply 1.4 v. and 90 v. where A.C. mains 200-250 v. 50 c/s is available. **Suitable for all battery portable receivers requiring 1.4 v. and 90 v.** This includes latest low consumption types. Complete kit with diagram 39/9 or ready for use 46/9.

Type BM2. Size 8 × 5½ × 2½in. Supplies 120 v. 90 v. and 60 v.. 40 mA and 2 v. 0.4 a. to 1 amp., fully smoothed. **THEREBY COMPLETELY REPLACING BOTH H.T. BATTERIES AND L.T. 2 v. ACCUMULATORS when connected** to A.C. mains supply 200-250 v. 50 c/s. **SUITABLE FOR ALL BATTERY RECEIVERS** normally using 2 v. accumulator.

Complete kit with diagrams and instructions. 49/9 or ready for use 59/6

POWER PACK KITS. Only 19/11. Fully smoothed H.T. output of 250 v. 60 ma. and L.T. supply of 6.3 v. 1.5 amp. Consisting of Double Wound Mains Transformer 230/250 v. 50 c.p.s. A.C. primary. Selenium Rectifier. Smoothing Choke. Double Electrolytic Condenser. Aluminium Chassis and Circuit.



POCKET PORTABLE TRANSISTOR

RADIO DESIGN. Employing 2 Brimar R.F. Transistors, 1 output Transistor, and crystal diode, Ferrite Rod Aerial, Miniature Speaker unit. Handsome Plastic Case. Constructional Envelope 1/6. Total building cost 49/9.

MULTI-METERS

CABY A10 Basic meter, sensitivity 155 micro-amps. A.C. and D.C. ranges. £4/17/6.

CABY B20. Sensitivity up to 10,000 ohms per volt A.C. and D.C. £6/10/-.

VALVES! Full range at really competitive prices.

THE SKY FOUR T.R.F. RECEIVER



A design of a 3 valve 200-250 v. A.C. mains L. and M. wave T.R.F. receiver with selenium rectifier. For inclusion in cabinet illustrated or walnut veneered type It employs valves 6K7, 6P61, 6F6 and is specially designed for simplicity in wiring. Sensitivity and quality are well up to standard. Point-to-Point wiring diagram, instructions and parts list 1/9. This receiver can be built for a maximum of £4/19/6 including cabinet. Available in brown or cream bakelite or veneered walnut.

EXTENSION SPEAKERS. Handsome walnut veneered cabinets. All standard 2-3 ohms. 6½in. 29/9; 8in. 35/9.

R.S.C. A12 STEREO AMPLIFIER KIT

A complete kit of parts to construct a good quality 3 + 3 watt (total 6 watt) stereo amplifier providing really life-like reproduction. Suitable for use with all stereo pick-up heads at present available. Ganged volume and tone controls. Preset balance control. Outputs for matched 2-3 ohm speakers. For 200-250 v. A.C. mains. Astonishing value.

4 GNS. Carr. and packing 7/6.

R.S.C. STEREO/TEN HIGH QUALITY AMPLIFIER KIT

Valves EZ81, ECC83, ECC83, EL84, EL84. Separate bass and treble controls, giving "cut' and "boost." Sensitivity 50 mV. 5 watts high quality output on each channel. Can be used as straight 10 watt amplifier. Controls: Stereo/Monaural switch, ganged volume, ganged treble, ganged bass, and balance. Outputs for 3 ohm speakers. Point-to-Point wiring diagrams and instructions. Carr. 7/9.

8 GNS.

Illustration full wiring details and priced parts list 1/9.

SELENIUM RECTIFIERS

L.T. Types		H.T. Types H.W.	
2/6 v. ½ a.h.w.	1/9	120 v. 40 mA	3/9
6/12 v. 1 a.h.w. ..	2/9	250 v. 50 mA	3/11
Following F.W. (Bridge)		250 v. 60 mA	4/11
6/12 v. 1 a.	3/11	250 v. 80 mA	6/11
6/12 v. 2 a.	6/11	250 v. 250 mA	12/9
6/12 v. 3 a.	9/9	**Contact Cooled**	
6/12 v. 4 a.	12/3	250 v. 80 mA	6/11
6/12 v. 5 a.	14/6	250 v. 80 mA F.W. (Bridge)	8/11
6/12 v. 6 a.	15/6	250 v. 75 mA F.W. (Bridge)	10/11
6/12 v. 10 a.	25/9		
6/12 v. 15 a.	35/9		

LINEAR L45 MINIATURE 4/5 W. QUALITY AMPLIFIER. Suitable for use with any record playing unit and most microphones. Negative feedback 12 D.B. bass and treble controls. For A.C. mains input of 200-250 v. 50 c.p.s. Output for 2/3 ohm speaker. Three miniature Mullard valves. Size only 6 × 5 × 5½in. high. Chassis fully isolated from mains. Guaranteed 12 months. Only Deposit 22/- and 5 monthly payments. of 22/-. Send S.A.E. for leaflet. **£5.19.6** Or

RECORDING HEADS. Baird Record Playback and Erase (housed in one container) 9/6 pair.

Battery Chargers and Kits for 200-230-250 v. 50 c/s. A/C. Mains

VARLEY 2 v. 14 A.H. ACCUMULATORS. New ex-Govt. 5 × 3 × 1½in., 5/9 each, 3 for 15/-.

HEAVY DUTY CHARGER KIT

6/12 v. variable charge rate up to 6 amps. Consisting of Mains Trans., F.W. (Bridge) Selenium Rectifier, 0-7 amp. meter, Rheostat with knob, fuses, fuse-holders, panels, plugs, and circuit. Only 59/6. Post 4/6.

EX. GOVT. SMOOTHING CHOKES

60 mA 10 h. 400 ohms 3/11
80 mA 20 h. 900 ohms 5/11
100 mA 5 h. 100 ohms 3/11
100 mA 10 h. 100 ohms 6/9
150 mA 10 h. 100 ohms 10/11
120 mA 12 h. 100 ohms 9/9
200 mA 5-10 h. 100 ohms 11/9
250 mA 5 h. 50 ohms 10/9

ASSEMBLED CHARGERS

6 v. 1 a.	19/9
6 v. 2 a.	29/9
6/12 v. 1 a.	29/9
6/12 v. 2 a.	38/9

Above ready for use with mains and output leads. Cases well ventilated and finished in stoved blue hammer. Carr. & Pkg. 3/6.

CHARGER TRANSFORMERS

200-230-250 v. 50 c/s.

0-9-15 v. 1½a. ...	12/9
0-9-15 v. 2½ a. ...	15/9
0-9-15 v. 3 a.	16/9
0-9-15 v. 5 a.	19/9
0-9-15 v. 6 a.	23/9

BATTERY CHARGER KITS

Consisting of Mains Transformer, F.W. Bridge, Metal Rectifier, well ventilated steel case. Fuses, fuse-holders, grommets, panels and circuit. Carr. 2/9 extra.

6 v. or 12 v. 1 amp.	24/7
As above, with ammeter...	32/9
6 v. 2 amps.	25/9
6 v. or 12 v. 2 amps.	31/6
6 v. or 12 v. 2 amps. ..... (inclusive of ammeter)	42/9
6/12 v. 4 amps.	49/9
6 v. or 12 v. 4 amps, with variable charge rate selector and ammeter.....	59/9

CHARGER AMMETERS

0-1.5 amp., 0-3 amp., 0-4 amp., 0-7 amp., 0-25 amp., 0-60 amp. 8/9

ASSEMBLED CHARGER

6 v. or 12 v. 2 amps. Fitted Ammeter and selector plug for 6 v. or 12 v. Louvred metal case, finished attractive hammer blue. Ready for use with mains and output leads. Double Fused. Only **49/9** Carr. 3/9.

As above, but for 3 amp. charging. Only 59/6. Carr.3/9

ASSEMBLED 6 v. or 12 v. 4 amps.



Fitted Ammeter and variable charge selector. Also selector plug for 6 v. or 12 v. charging Double fused. Well ventilated steel case with blue hammer finish. Ready for use with mains and output leads. Carr. 5/-. Or Deposit 13/3 and 5 monthly payments of 13/3. **69/9**

As above, but for 6 amp. charging **4 GNS.** Carr. 5/-. Or Deposit 16/- and 5 monthly payments of 16/-. The 6 amp. model only is slightly store soiled and is being offered at well below usual price.

MICRO-AMMETERS

0-50 micro-amp. Diameter 2½in. approx. Scaled 0-100. Flush mounting, 29/6.

EX. GOVT. MAINS TRANSFORMERS

Fr. 0-110-200-230-250 v. 275-0-275 v. 100 mA, 6.3 v. 7 a. 5 v. 3 a.	22/9
Input 200-250 v. 50 c.p.s. 250 v. 60 mA 6.3 v. 2 a...	10/11
Input 200-250 v. 50 c.p.s. 340-0-340 v. 90 mA, 700-0-700 v. 100 mA, Potted	27/9
AUTO 500 watts 0-215-220-225-230-235-240 v. 7/6	Carr. 29/9
50 watts, 0-110/120-230/250 v.	8/11

D.C. SUPPLY KITS. Suitable for electric trains. Consist of mains trans. 200-250 v. 50 c.p.s.: 12 v. 1 amp. selenium rect. (F.W. Bridge); 2 fuseholders, 2 fuses, change direction switch, variable speed regulator, partially drilled steel case and circuit. Very limited number. 33/9.

EX. GOVT. CASES

Well ventilated, black crackle finished, undrilled cover. Size 14 × 10 × 8½in. high. IDEAL FOR BATTERY CHARGER OR INSTRUMENT CASE. COVER COULD BE USED FOR AMPLIFIER. Only 9/9, plus 2/9 post.

HEAVY DUTY EX. GOVT. SELENIUM RECTIFIERS

With large square aluminium cooling fins. 12 v. 15 amp. F.W. (Bridge). Limited number. 19/6.

PRACTICAL WIRELESS SUPER SIX POCKET PORTABLE

6 Transistor Superhet Radio. Full constructional details etc. 1/6. All required parts incinding attractive plastic case and dial, printed circuit and first grade transistors. Only **£9/19/6**

V.H.F./F.M. A.M. 4 WAVEBAND RADIO RECEIVERS

Complete in beautiful veneered Walnut Cabinet.. Covers normal Short, Medium and Long wavebands, plus V.H.F. Brand new and covered by usual 12 months' guarantee. For 200-250 v. 50 c.p.s. A.C. mains Carr. 10/-. **12½** GNS.

RELAYS. Carpenter Type Polarised, 2 × 9,500 turns at 1,685 ohms 13/9. Miniature type G.E.C. 670 M1092, sealed wire ends 4 c/overs platinum, 12/9.

R.S.C. A10 ULTRA LINEAR 30 WATT AMPLIFIER



HIGH FIDELITY PUSH-PULL UNIT EMPLOYING SIX VALVES, EF86, EF86, ECC38, 807, 807, GZ34. Tone Control Pre-Amp. stages are incorporated. Sensitivity is extremely high. Only 12 millivolt minimum input is required for full output. **THIS ENSURES THE SUITABILITY OF ANY TYPE OR MAKE OF MICROPHONE OR PICK-UP.** Separate Bass and Treble controls give both "lift" and "cut" with ample tone correction for long playing records. An extra input with associated vol. control is provided so that two separate inputs such as "mike" and gram., etc., can be simultaneously applied for mixing purposes. **AN OUTPUT SOCKET WITH PLUG IS INCLUDED FOR SUPPLY OF 300 v. 20 mA. and 6.3 v. 1.5 A. FOR A RADIO FEEDER UNIT.** Price in kit form with easy-to-follow wiring diagrams. ONLY **11 gns.** Carr. 10/-. Or Factory built using latest EL34 output valves and with 12 months' guarantee. **14 GNS. TERMS ON ASSEMBLED UNITS. DEPOSIT 33/3** and 9 monthly payments of **33/3.**

Cover as illustrated Type 807 output valves are used with High Quality Sectionally **18/9** extra. Wire wound output transformer specially designed for Ultra Linear operation. Negative feedback of 20 D.B. in main loop. **CERTIFIED PERFORMANCE FIGURES ARE EQUAL TO MOST EXPENSIVE UNITS AVAILABLE.** Frequency response ± 3 D.B. 30-20,000 c/s. Tone Controls ± 12 D.B. at 50 c/cs. ± 12 D.B. to − 6 D.B. at 12,000 c/ca., hum and noise 70 D.B. down. Good quality reliable components used. Chassis finish blue hammer. Overall size 12 × 9 × 9in. approx. Power consumption 150 watts. For A.C. mains 200-250 v. 50 c/s. Outputs for 3 and 15 ohm speakers. **EQUALLY SUITABLE FOR THE CONNOISSEUR OR FOR LARGE HALLS, CLUBS OR OUTSIDE FUNCTIONS, IDEAL FOR USE WITH MUSICAL INSTRUMENTS, SUCH AS STRING BASS, ELECTRONIC ORGAN, GUITAR, etc. FOR DANCE BANDS, GARRISON THEATRES, etc., etc. We can supply Microphones, Speakers, etc., at keen cash prices or on terms with amplifiers. EXPORT ENQUIRIES INVITED.**

FULL RANGE OF LINEAR HIGH FIDELITY AMPLIFIERS ALWAYS IN STOCK GL3A MINIATURE 3 WATT GRAM AMPLIFIERS

For 200-250 v. 50 c.p.s. A.C. mains. Overall size only 11½ × 2½ × 2½in. Fitted Vol. and Tone Control with mains switch. Designed for use with any kind of single player or record changer unit. Output for 2-3 ohm speaker. Guaranteed 12 months. Only **59/6.**

R.S.C. AS 4-5 WATT HIGH GAIN AMPLIFIER

A highly sensitive 4-valve quality amplifier for the home, small club, etc. Only 50 millivolts input is required for full output so that it is suitable for use with the latest high fidelity pick-up heads in addition to all other types of pick-ups and practically all makes. Separate Bass and Treble controls are provided. These give full long playing record equalisation. Hum-level is negligible being 71 D.B. down. 15 D.B. of negative feedback is used. H.T. of 300 v. 26 mA. and L.T. of 6.3 v. 1.5 a. is available for the supply of a Radio Feeder Unit or Tape Deck pre-amplifier. For A.C. mains input of 200-250 v. 50 c/s. Output for 2-3 ohm speaker. Chassis is not alive. Kit is complete in every detail and includes fully punched chassis (with baseplate) with the blue hammer finish and point-to-point wiring diagrams and instructions. Exceptional value at only **£4/15/-** or assembled ready for use **25/-** extra, plus 3/6 carriage. Or Deposit **22/-** and five monthly payments of **22/-** for assembled unit.



P.M. SPEAKERS. 2-3 ohms 2½in. Perlio **21/9.** 5in. Goodmans **17/9.** 7 × 4in. R.A. Elliptical **19/9.** 6½in. Rola **19/9.** 8in. Rola **19/9.** 8in. Goodmans **25/9.** 8 × 6in. Elac. with high flux magnet **25/9.** 10in. R.A. **23 9.** 10 × 6in. Elliptical Goodmans **29 9.** 12in. R.A. **29/11.** 12in. R.A. 3 or 15 ohms, 10 watts, 12,000 lines, **59/6.**

TWEETERS, 4in. Plessey. 3 ohms **18/9.** R.A. 15 ohms **25/9.**

R.S.C. TRANSFORMERS

Fully Guaranteed. Interleaved & impregnated.

MAINS TRANSFORMERS. Primaries 200-250-250 v. 50 c/s.

FULLY SHROUDED UPRIGHT MOUNTING.

250-0-250 v. 60 mA., 6.3 v. 2 a., 5 v. 2 a. 2½-3-3in.	17/11
250-0-250 v. 100 mA., 6.3 v. 4 a., 5 v. 3 a.	27/11
300-0-300 v. 100 mA., 6.3 v. 4 a., 5 v. 3 a.	27/11
350-0-350 v. 100 mA., 6.3 v. 4 a., 5 v. 3 a.	27/11
350-0-350 v. 150 mA., 6.3 v. 4 a., 5 v. 3 a.	33/11
425-0-425 v. 200 mA., 6.3 v. 4 a., c.t. 5 v. 3 a.	49/9
450-0-450 v. 250 mA., 6.3 v. 5 a., 5 v. 3 a.	59/9

TOP SHROUDED DROP-THROUGH TYPE

260-0-260 v. 70 mA., 6.3 v. 2 a., 5 v. 2 a.	16/11
250-0-250 v. 100 mA., 6.3 v. 3.5 a.	19/9
250-0-250 v. 100 mA., 6.3 v. 2 a., 6.3 v. 1 a.	21/9
330-0-330 v. 80 mA., 6.3 v. 2 a., 5 v. 2 a.	18/11
250-0-250 v. 100 mA., 6.3 v. 4 a., 5 v. 3 a.	25/9
300-0-300 v. 100 mA., 6.3 v. 4 a., 5 v. 3 a.	25/9
300-0-300 v. 130 mA., 6.3 v. 4 a., c.t., 6.3 v. 1 a., suitable for Mullard 510 Amplifier	29 9
350-0-350 v. 100 mA., 6.3 v. 4 a., 5 v. 3 a.	25 9
350-0-350 v. 150 mA., 6.3 v. 4 a., 5 v. 3 a.	29/9
425-0-425 v. 200 mA., 6.3 v. 4 a., 5 v. 3 a.	47/9

FILAMENT TRANSFORMERS

6.3 v. 1.5 a.	5/9	12 v. 1 a.			7/9
6.3 v. 3 a.	7/6	6.3 v. 3 a.			8/11
0-4-6.3 v. 2 a.	7/9	6.3 v. 6 a.			17/9
		12 v. 3 a. or 24 v. 1.5 a.			17 9

AUTO (Step Up/Step Down) TRANSFORMERS

50-80 watts 110-120 v./230-250 v.	11/9
150 watts 110-120 v./200-250 v.	27/9

OUTPUT TRANSFORMERS

Midget Battery Pentode 66 : 1 for 3S4, etc...	3/9
Small Pentode 5,000Ω to 3Ω	3/9
Standard Pentode 5,000Ω to 3Ω	5/9
Standard Pentode 8,000Ω to 3Ω	5/9
Push-pull 8 watts 6V6 to 3 ohms	8/9
Push-pull 8 watts EL84s to 15 ohms	8/9
Push-pull 10-12 watts 6V6 to 3Ω or 15Ω	16/9
Push-pu l 10-12 watts to match 6V6 to 3-5-8 or 15Ω	17/9
Push-pull EL84 to 3 or 15 ohms 10-12 watts	17/9
Push-pull Ultra Linear for Mullard 510	27/9
Push-pull 15-18 watts, sectionally wound, 6L6, KT66, etc., for 3 or 15 ohms	23/9
Push-pull 20 watt high-quality sectionally wound, 6L6, KT66, etc., or 4 or 15Ω fully shrouded	47/9

MICROPHONE TRANSFORMERS

120 : 1 High quality, clamped	6/9
120 : 1 High quality Mu metal screened	8 9

SMOOTHING CHOKES

250 mA., 5 H., 100Ω	11/9	80 mA. 10 H., 350 Ω	5/6
150 mA. 7-10 H., 250Ω	11/9	60 mA., 10 H., 400Ω	4/11
100 mA., 10 H., 200Ω	8/9	1 amp. 0.5Ω L.T. type	6/6

PARMEKO MAINS TRANSFORMERS. Fully shrouded.

500-0-500 v. 120 mA., 6.3 v. 4 a., 5 v. 3 a.	31/9

HIGH FIDELITY 12-14 WATT AMPLIFIER TYPE A11

PUSH-PULL ULTRA LINEAR OUTPUT "BUILT-IN" TONE CONTROL PRE-AMP STAGES



Two input sockets with associated controls allow mixing of "mike" and gram. as in A.10 High sensitivity. Includes 5 valves: ECC83, ECC83, EL84, EL84, 5Y3. High Quality sectionally wound output transformer specially designed for Ultra Linear operation and reliable small condensers of current manufacture. INDIVIDUAL CONTROLS FOR BASS AND TREBLE "Lift" and "Cut." Frequency response ± 3 D.B. 30-30,000 c/cs. Six negative feedback loops. Hum level 60 D.B. down. ONLY 23 millivolts INPUT required for FULL OUTPUT. Suitable for use with all makes and types of pick-ups and microphones. Comparable with the very best designs. For **STANDARD or LONG PLAYING RECORDS. For MUSICAL INSTRUMENTS such as STRING BASS, GUITARS, etc. OUTPUT SOCKET** with plug provides 300 v. 30 mA. and 6.3 v. 1.5 a. For supply of a **RADIO FEEDER UNIT.** Size approx. 12.9-7in. For A.C. mains 200-250 v. 50 c/cs. Output for 3 and 15 ohm speakers. Kit is complete to last nut. Chassis is fully punched. Full instructions and point-to-point **wiring 8 Gns.** Carr. diagrams supplied. (Or factory built 51/- extra.) ONLY 10/- If required louvred metal cover with 2 carrying handles can be supplied for **18/9. TERMS ON ASSEMBLED UNITS. DEPOSIT 24/10 and 9 monthly payments of 24/10.** Send S.A.E. for illustrated leaflet detailing ready-to-assemble Cabinets, Speakers, Microphones, etc., with cash and credit terms.

R.S.C. PORTABLE GUITAR AMPLIFIERS



JUNIOR 5 WATT. High Quality Output. Separate Bass and Treble "cut" and "boost" controls. Sensitivity 15 mv. High Flux 8in. 1/speaker. Input sockets for Radio/Tape or Gram Pick-up and Mike /Instrument Pick-up. Handsome strongly made cabinet (size approx. 14 × 14 × 7in.). Finished in attractive and durable polychrome and fitted carrying handle.

£8.19.6 Carr. 7/6. Or Deposit £1 and nine monthly payments £1.

Send S.A.E. for leaflet.

SENIOR 10 WATTS. High-Fidelity Push-Pull output. Separate Bass and Treble "cut" and "boost" controls. Twin separately controlled high gain inputs so that two instruments such as Guitar and String Bass can be used at the same time. Two Loudspeakers are incorporated in 12in. P.M. for Bass notes and 1 7 × 4in. elliptical for Treble. Cabinet is well made and finished as for Junior model. Size approx. 18 × 18 × 8in. **15 Gns.** Plus 10/- carr. **H.P. TERMS DEPOSIT 34/9** and 9 monthly payments **34/9.** Both models for 200-250 v. A.C. mains.

COLLARO CONQUEST 4-SPEED AUTO-CHANGERS. With studio pick-up with turnover head. Latest model for 200-250 v. A.C. mains. **£6/19/6.** Carr. 4/6.

B.S.R. MONARCH AUTO-CHANGERS. Type UA8. 4 speed T/O Pick-up with sapphire stylus **£6/19/6.** Carr. 4/6.

Any of the above supplied with T/O stereo/monaural head for **£1** extra.

COLLARO JUNIOR. 4-speed Single Players with Hi-Fi T/O crystal pick-up head. **£3/19/6.**



LOUDSPEAKER IN POLISHED WALNUT FINISHED CABINET. Gauss 12,000 lines. 8neech coi. 3 ohms or 15 ohms. Only **£4/19/6.** Carr. 5/-. **TERMS: DEPOSIT 11/-** and 9 monthly payments of **11/-.**

12in. **20 WATT** 15,000 line 1/speakers 15 ohms in Cabinet finished as above. Size 18 × 18 × 8in. **£7/19/6** or Deposit **17/9** and 9 monthly payments of **17/9.**

ACOS HTP59 Hi-Fi Crystal Cartridges. (Turnover type with sapphire stylus.) Standard replacement for Garrard and Collaro. Only **19/9.** R.S.R. Ful-Fi **19/9.** Garrard GC2 **19/9.** Acos Stereo/monaural **49/9.**

ACOS HIGH FIDELITY PICK-UPS. GP54 with HGP59/52 Cartridge. Turnover sapphire styli, cream finish. Limited number at approx. half price. Only **35/9.**

LINEAR TAPE PRE-AMPLIFIER Type LP/1. 8witched negative feedback equalisation. Positions for Record 1½in., 3½in., 7½in. and Playback. EM84. Recording level indicator. Designed primarily as the link between Collaro Tape Transcriptor and high fidelity amplifier but suitable almost any Tape Deck. **9 GNS.** Send S.A.E. for leaflet.



PLESSEY DUAL CONCENTRIC 12in. P.M. SPEAKERS

(15 ohms), consisting of a high quality 12in.speaker of orthodox design supporting a small elliptical speaker ready wired with choke and condensers to act as tweeter. This high fidelity unit is highly recommended for use with our A11 or any similar amplifier. Rating is 10 watts. Gauss 12,000 lines. Price only **£5.19/6.** Or Deposit **13/9** and 9 monthly payments of **13/9.**

R.S.C. (MANCHESTER) LTD. MANCHESTER, LEEDS & BRADFORD

Open to callers at the following branches:—
5-7 County (Mecca) Arcade, Leeds, 1.
54-56 Morley Street (above Alhambra), Bradford.
8-10 Brown Street (Market St.), Manchester, 2.

TERMS: C.W.O. or C.O.D. No C.O.D under £1. Postage 1/9 extra on all orders under £2, 2/9 extra under £5 unless carriage stated. Trade supplied. Post order to: **Mail Order Dept. 29-31 Moorfield Road, Leeds, 12.**

Each Model incorporates the highly successful HT/TR3 Amplifier (described below), thus ensuring truly "Hi-Fi" record and playback facilities.

All prices quoted provide for the COMPLETE RECORDER including CRYSTAL MICROPHONE and 1,200ft. Spool of Tape.

There are no "better value for money" Tape Recorders on the market—if you can't call and hear them send S.A.E. for fully descriptive leaflets.



Stern's "fidelity" TAPE RECORDERS

BEFORE YOU BUY—YOU SHOULD HEAR THESE RECORDERS—THEY ARE COMPARABLE TO THE MUCH HIGHER PRICED MODELS

MODEL CR3/S. Incorporates the Collaro "STUDIO" TWIN TRACK 3-speed Deck operating at 1⅞", 3¾" and 7½" speeds **£39.10.0**
H.P. Terms: Deposit £7/18/- and 12 months of £2/17/11.

MODEL TR3/Mk. VI. Incorporates the New TRUVOX Mk. VI TWIN TRACK 2-speed Tape Deck operating at 3¾" and 7½" speeds **£49.10.0**
H.P. Terms: Deposit £9/18/- and 12 months of £3/12/7.

TAPE AMPLIFIERS and PREAMPLIFIERS presented from MULLARD DESIGNS

MULLARD TYPE "C" TAPE-PREAMPLIFIER ERASE UNIT



The "Hi-Fi" link to add full tape recording facilities to High Fidelity home installations. Incorporates FERROXCUBE POT CORE PUSH-PULL OSCILLATOR and 3-speed treble equalisation by FERROXCUBE POT CORE INDUCTOR. FOR WEARITE—COLLARO—TRUVOX or BRENELL TAPE DECKS. (STATE which when ordering.) Includes separate Power Supply Unit.
KIT OF PARTS..... **£14.0.0** or ASSEMBLED **£17.0.0**
H.P. £3/8/- Deposit and 12 months at £1/4/11.
(Excluding Power Unit £11/15/- and £14/10/- respectively.)

MODEL HF/TR3 Mk. II TAPE AMPLIFIER



(Mullard Type "A" design)
A very high quality Amplifier incorporating 3-speed treble equalisation, by the latest FERROXCUBE POT CORE INDUCTOR. FOR COLLARO-TRUVOX-BRENELL or WEARITE Tape Decks (STATE which when ordering) has GILSEN Output Transformer. Includes separate Power Supply Unit.
KIT OF PARTS..... **£13.13.0** or ASSEMBLED.. **£17.0.0**
H.P. £3/8/- Deposit and 12 months at £1/4/11.

FOR THE HOME CONSTRUCTOR SPECIAL "COMBINED ORDER" PRICES

(a) The COLLARO "STUDIO" TAPE DECK and our Mullard Type "C" PRE-AMPLIFIER and Power Unit assembled and tested **£29.10.0**
H.P. Terms: Deposit £5/18/- and 12 months at £2/3/3.

(b) As above but Type "C" PRE-AMPLIFIER supplied as complete Kit of Parts **£26.10.0**

(c) The TRUVOX Mk. VI TAPE DECK and the assembled Type "C" PRE-AMPLIFIER and Power Unit **£40.0.0**
H.P. Deposit £8 and 12 months £2/18/8.

(d) As above but the Type "C" supplied as complete Kit of Parts **£36.10.0**

(e) The BRENELL Mk. V Deck and the assembled Type "C" PRE-AMPLIFIER and Power Unit **£46.0.0**
H.P. Deposit £9/4/- and 12 months at £3/7/6.

(f) As above, but the Type "C" supplied as complete Kit of Parts **£43.0.0**

(g) The WEARITE 4A DECK with Type "C" assembled and tested **£56.0.0**
H.P. Deposit £11/4/- and 12 monthly £4/2/1.

(Carriage and Insurance on above quotes 10/- extra)

EACH OF ABOVE CAN BE SUPPLIED IN PORTABLE CASE FOR £5/10/- extra. THUS FORMING A COMPLETE PORTABLE PRE-AMPLIFIER. SEND FOR DETAILS.

SPECIAL OFFER OF TAPE
P.V.C. base on latest type plastic Spools. New, Boxed and Guaranteed.

225ft. on 3in. Spool	5/9
900ft. on 5in. Spool	18/6
1,200ft. on 5¾in. Spool	21/-
1,200ft. on 7in. Spool	21/-
1,800ft. on 7in. Spool	32/6

(a) COMPLETE KIT to build the HF/TR3 Amplifier, together with the COLLARO "STUDIO" DECK **£26.0.0**

(b) As above, but HF/TR3 ASSEMBLED and TESTED H.P. Terms: Deposit £5/18/-, 12 months of £2/3/3 ... **£29.10.0**

(c) COMPLETE KIT to build the HF/TR3 together with the NEW TRUVOX Mk. VI TAPE DECK **£36.10.0**

(d) As above but HF/TR3 ASSEMBLED and TESTED H.P. Terms: Deposit £8, 12 months of £2/18/8. **£40.0.0**

(e) COMPLETE KIT to build the HF/TR3 AMPLIFIER with the BRENELL Mk. V TAPE DECK **£42.0.0**

(f) As above but HF/TR3 ASSEMBLED and TESTED H.P. Terms: Deposit £9/2/-, 12 months of £3/6/9. **£45.10.0**

(g) THE ASSEMBLED and TESTED HF/TR3 AMPLIFIER with the WEARITE MODEL 4A DECK, incorporates Wearite Head Lift Transformer, etc. **£55.0.0**
H.P. Terms: Deposit £11, 12 months of £4/0/8.

(Carriage and insurance on each above is 10/- extra.)

Attractive PORTABLE CASE is available to accommodate the TRUVOX or COLLARO TAPE DECKS and we offer it together with ROLA/CELESTION 10 x 6in. LOUDSPEAKER—ACOS CRYSTAL MICROPHONE —and 1,200ft. SPOOL TAPE—ALL FOR..... **£9.0.0**
(Carriage and Insurance 5/- extra.)

TAPE ACCESSORY KITS

(a) E.M.I., includes 3 reels Leader Tape, Splicer, Jointing Tape and Stop Foil **37/6**

(b) SCOTCH BOY, includes 3 reels Leader Tape, Splicer, and Jointing Tape **29/6**

A LARGE PURCHASE OF BRAND NEW and FULLY GUARANTEED TRUVOX and GARRARD TAPE EQUIPMENT ENABLES THESE OUTSTANDING PRICE REDUCTIONS



THE "MODEL HF/G2R" PORTABLE TAPE RECORDER (Original Price £33.0.0)

FOR ONLY **22 GNS.** H.P. Dep. £4/14/-. 12 months £1/13/8. (Carriage and Ins. 10/- extra.)

INCORPORATES THE LATEST GARRARD "MAGAZINE" TAPE DECK and MATCHING AMPLIFIER. Based on the successful MULLARD TYPE "A" DESIGN and specifically developed to operate the GARRARD DECK. PRICE INCLUDES THE GARRARD TAPE MAGAZINE and 4in. SPOOL OF DOUBLE PLAY TAPE. A Twin Track Recorder operating at 3¾in./sec. providing up to 1 hour 10mins. playing time. The outstanding features being excellent performance and simplicity of operation. Incorporates EXT. SPEAKER SOCKET, also operates as independent amplifier for direct reproduction from P.U., mike or Radio tuner. Weighs only 22lb.

WE ALSO OFFER DECK and AMPLIFIER CONNECTED, TESTED, FOR IMMEDIATE OPERATION, 19 gns. H.P. Dep. £4 and 12 months £1/9/4. Carriage and Ins. 10/- ext. INCLUDES SPEAKER, tape Magazine and 4in. Spool of Double Play Tape. Comprises a complete tape recorder chassis ready for easy fitting into cabinet.

THE "MODEL TK/Mk. IV" PORTABLE TAPE RECORDER Original Price £48/10/-)

FOR ONLY **£36.10.0** PRICE INCLUDES A 7in. SPOOL OF EMI TAPE.
H.P. Dep. £7/6/- and 12 months £2/13/6.
(Carriage and Insurance 10/- extra.)

INCORPORATES THE TRUVOX Mk. IV TAPE DECK, ROLA/CELESTION 9 x 5in. LOUDSPEAKER and the Truvox Type "K" AMPLIFIER specifically developed by Truvox Ltd. to correctly operate their Mk. IV Tape Deck. This combination affords first-class tape recording facilities.



A Twin Track Two Speed model operating at 3¾ and 7½in./sec. Incorporates SAFETY BUTTON (prevents accidental erasure). Ext. Speaker. TONE and VOLUME CONTROLS. Also operates as independent AMPLIFIER for direct reproduction from P.U., mike or Radio tuner.

WE ALSO OFFER THE DECK and AMPLIFIER AS FOLLOWS: Mk. IV TAPE DECK, £16/10/-. H.P. Deposit £3/6/-. 12 months £1/4/3. TYPE "K" AMPLIFIER, £15. H.P. Deposit £3. 12 months £1/2/9. COMBINED ORDER FOR BOTH DECK AND AMPLIFIER, £30. H.P. Deposit £6. 12 months £2/4/-.

STERN RADIO LTD. DEPT. W. 109 FLEET ST., LONDON, E.C.4
Telephone: FLEET STREET 5812/3/4

FULLY DESCRIPTIVE LEAFLETS ON ALL OF ABOVE ARE AVAILABLE—BUT PLEASE ENCLOSE S.A.E.

STERN'S MULLARD DESIGNS

COMPLETE KIT OF PARTS

Designed by MULLARD—presented by STERNS strictly to specification



MULLARD "5-10" MAIN AMPLIFIER

For use with the MULLARD 2-stage pre-amplifier with which an undistorted power output of up to 10 watts is obtained. We supply SPECIFIED COMPONENTS AND NEW MULLARD VALVES including PARMEKO MAINS TRANSFORMER and choice of the latest Ultra-linear PARMEKO or the PARTRIDGE Output Transformer.

Price: COMPLETE KIT (Parmeko O/put Trans.)..... **£10.0.0**

Alternatively we supply ASSEMBLED AND TESTED..... **£11.10.0**

ABOVE INCORPORATING PARTRIDGE OUTPUT TRANSFORMER £1/6/- extra.

MULLARD'S 2-VALVE PRE-AMPLIFIER TONE CONTROL UNIT



Employing two EF86 valves and designed to operate with the Mullard MAIN AMPLIFIER but also perfectly suitable for other makes. Supplied strictly to MULLARD SPECIFICATION and incorporating:

- Equalisation for the latest R.I.A.A. characteristics.
- Input for Crystal Pick-ups and variable reluctance magnetic types.
- Input (a) Direct from High Imp. Tape Head. (b) From a Tape Amplifier or Pre-Amplifier.
- Sensitive Microphone Channel. ● Wide range BASS and TREBLE Controls.

Price: COMPLETE KIT OF PARTS **£6.6.0** ASSEMBLED AND TESTED **£8.0.0**

COMPLETE MULLARD 5-10 AMPLIFIER



The popular and very successful complete "5-10" incorporating Control Unit providing up to 10 watts high quality reproduction. Specified components and new MULLARD VALVES are supplied including PARMEKO MAINS TRANSFORMERS and choice of the latest PARMEKO or PARTRIDGE ULTRA Linear Output Transformers.

Price: COMPLETE KIT. Parmeko Transformer..... **£11.10.0**

Alternatively we supply ASSEMBLED AND TESTED. **£13.10.0**

Hire Purchase (Assembled Amp. only). Deposit £2/14/-, 12 months at 19/10.

ABOVE incorporating PARTRIDGE OUTPUT TRANSFORMER £1/6 - extra.



COMPLETE MULLARD 3-3

A VERY HIGH QUALITY AMPLIFIER DEVELOPED FROM THE VERY POPULAR 3-VALVE 3-WATT AMPLIFIER DESIGNED IN THE MULLARD LABORATORIES.

Price for COMPLETE KIT OF PARTS **£7.10.0**
(Plus 6/6 carriage and insurance).

Alternatively supplied ASSEMBLED AND FULLY TESTED (Plus 6/6 carriage and insurance).... **£8.19.6**

H.P. TERMS: Deposit £2 and 8 monthly payments of £1.

Our kit is complete to the MULLARD specification including supply of specified components, valves and PARMEKO OUTPUT TRANSFORMER. We also include switched inputs for 78 and L.P. records plus a Radio position. Extra power to drive a Radio Tuning Unit is also available.

STEREO "3-3" MAIN AMPLIFIER

Comprises two MULLARD 3-3 Main Amplifiers on one chassis. Operates with MULLARD STEREO PRE-AMPLIFIER. Output power 6 watts. Inputs for Crystal Pick-up and Radio Tuner.

KIT OF PARTS..... **£10.0.0** or ASSEMBLED..... **£11.15.0**

Mk. II "Fidelity" FM TUNING UNIT

An attractively presented Unit incorporating MULLARD PERMEABILITY TUNING HEART and corresponding Mullard valve line-up. Very suitable to operate with our Mullard Amplifiers.

FOR THE CONSTRUCTOR .... **£10.10.0** or ASSEMBLED.... **£14.5.0**

SPECIAL CASH ONLY OFFER !!



The very attractive PORTABLE AMPLIFIER CASE together with a good quality GRAM AMPLIFIER and a matched P.M. SPEAKER, ALL FOR ONLY **£8.7.6** (Plus 7/6 carr. and ins.). The Amplifier consists of a 2-stage design incorporating the 3 modern BVA valves and has separate BASS and TREBLE CONTROLS. The Portable Case will also accommodate almost any make of Autochanger and is attractively finished in Grey Colour Rexine—WE ALSO SUPPLY SEPARATELY:—

(a) The 2-stage (plus Rectifier) AMPLIFIER £4 2 6

(b) The PORTABLE CARRYING CASE £3 17 6

(c) 6½in. P.M. SPEAKER 18 9

(Carriage and Insurance 4/- extra)

"Hi-Fi" LOUDSPEAKERS

WE HAVE IN STOCK A COMPLETE RANGE BY GOODMANS—WHARFEDALE—W.B.

ILLUSTRATED AND PRICED LEAFLETS ON REQUEST

THE "ADD-A-DECK"



INCORPORATING GARRARD "MAGAZINE" TAPE DECK and the MATCHED MODEL HF G2P PREAMPLIFIER. Supplied on ONE CHASSIS (as illustrated) READY FOR USE.

PRICE: Including GARRARD MAGAZINE and a 4in. SPOOL DOUBLE PLAY TAPE (Carr. & Ins. 10/- extra). **18 gns.**

H.P. Deposit £3/16/- and 12 months of £1/7 8. Provides complete tape recording facilities and designed to operate through the pick-up sockets of the standard type of RADIO RECEIVER, or an AMPLIFIER, from which really first class reproduction is obtained. It consists of a Twin Track Deck connected to the Pre-amplifier and operates at 3¾in. sec. speed, providing up to 1 hour 10 mins. playing time. Only needs connecting to the mains supply and pick-up sockets. Very simple to operate and easily installed in a cabinet only four fixing screws being required.

H.P. TERMS ARE AVAILABLE ON ALL EQUIPMENT OVER £9. FULLY DESCRIPTIVE LEAFLETS ARE AVAILABLE FOR ALL EQUIPMENT, BUT PLEASE SEND S.A.E.

PRICE REDUCTIONS

(a) The COMPLETE KIT OF PARTS to build both the "5-10" Main Amplifier and the 2-Stage Pre-Amplifier Control Unit **£15.15.0**

(b) The "5-10" and the 2-Stage Pre-Amplifier both Assembled and Tested **£18.18.0**
H.P. TERMS: Deposit £3/16/- and 12 months of £1 7/8

(c) The COMPLETE KIT OF PARTS to build the Dual Channel "3-3" Amplifier and the Dual Channel Pre-Amplifier Control Unit **£21.10.0**

(d) The Dual Channel "3-3" Amplifier and the Dual Channel Pre-Amplifier Control Unit both Assembled and Tested **£25.0.0**
H.P. TERMS: Deposit £5 and 12 months of £1 16 8.

(e) The COMPLETE KIT OF PARTS to build one "5-10" Main Amplifier (Parmeko Transformer) and the Dual Channel Pre-Amplifier Control Unit **£21.10.0**

(f) One "5-10" Amplifier (Parmeko Transformer) and the Dual Channel Pre-Amplifier both Assembled and Tested **£25.0.0**
H.P. TERMS: Deposit £5 and 12 months of £1 16/8.

(g) COMPLETE KIT OF PARTS to build Two "5-10" Main Amplifiers (incorporating Parmeko Output Transformers) and the Dual Channel Pre-Amplifier Control Unit..... **£31.0.0**

(h) Two "5-10" Amplifiers (Parmeko Output Transformers) and the Dual Channel Pre-Amplifier Control Unit both Assembled and Tested **£36.0.0**
H.P. TERMS: Deposit £7/4/- and 12 months of £2/12/-.
Carriage and insurance 7/6 extra.

Prices quoted are subject to £1/6/- extra for Partridge Trans

MULLARD FOUR CHANNEL MIXING UNIT



Self powered with Cathode follower output. Incorporates Two inputs for CRYSTAL MICROPHONES, one for CRYSTAL PICK-UPS and a Fourth for Radio or Tape.

KIT OF PARTS **£8.8.0** ASSEMBLED AND TESTED **£10.0.0**

Terms: Deposit £2 and 12 months at 15 -.
Model I.L. one microphone input matched for moving coil or ribbon mike £1/17/- extra.

COMPLETE STEREO AMPLIFIER

Meets the many requests for a low priced but good quality Stereophonic Amplifier. Output power is 4 watts. Inputs for Crystal Pick-ups and Radio Tuner.

KIT OF PARTS..... **£8.10.0** or ASSEMBLED..... **£10.10.0**

STEREO DUAL CHANNEL PRE-AMPLIFIER



This model incorporates two 2-valve Pre-Amplifiers (described above) combined into a Single Unit enabling it to be used for both STEREOPHONIC and MONACRAL operation. It is designed primarily to operate with our range of MULLARD MAIN AMPLIFIERS but will also operate equally well with any make of Amplifiers requiring an input of 250 m v.

Price: COMPLETE KIT OF PARTS **£12.10.0** Alternatively ASSEMBLED and TESTED **£15.0.0**

H.P. Terms on assembled unit: £3 Deposit and 12 months of £1/2/-.

! ! RECORD PLAYERS ! !

Many at REDUCED PRICES ! ! !
Send S.A.E. for ILLUSTRATED LEAFLET



THE EMI 4-speed single record player with separate crystal pick-up ..... **4 gns.**

B.S.R. MONARCH UA1 4-spd. Mixer Autochanger with Crystal Pick-up **£6.19.6**

THE NEW COLLARO "C60" 4 speed autochanger unit with Studio "O" pickup..... **£7.19.6**

The NEW COLLARO Model RP594, 4 speed Single Record Player, Studio Cartridge **£9.18.9**

THE E.M.I. 4-speed Single Record Player, incorporating a high output crystal pick-up **£6. 9.6**

THE NEW B.S.R. Model UA12 is in stock. A 4-"SPEED" MIXER AUTOCHANGER **£8. 7.6**

UA12 is also available incorporating the B.S.R. STEREO Pick-up, plays L.P. and 78 records **£10.10.0**

GARRARD RC209 4-speed Autochanger fitted with latest Crystal Pick-up **£9.10.0**

The "test GARRARD TRANSCRIPTION MOTOR "301"..... **£22.7.3**

The new GARRARD Model 4HF High Quality Single Record Player fitted with the latest T.P.A. 12 Pick-up arm and G.C.S. Crystal Cartridge **£18.7.6**

GARRARD Model UA/Mk. II Single Record Player fitted with high output Crystal Pick-up, detachable head..... **£8.10.0**

HIRE PURCHASE TERMS available on all units £8/19 6 and over

Carriage and insurance on each above 5/- extra.

! ! HOME CONSTRUCTORS ! !

A RANGE OF "EASY TO ASSEMBLE" PREFABRICATED CABINETS

Designed by the W.B. "STENTORIAN" COMPANY for "Hi-Fi" Loudspeaker systems or to accommodate high quality equipment. The acoustically designed Bass Reflex Cabinets containing the very successful "Stentorian" speakers give really first-class reproduction and are well recommended. Models are also available to accommodate high-quality Amplifiers, Pre-amplifier, Tuning Units, Record Players, etc. All models are very easily assembled, in fact only a screwdriver is required.

Fully illustrated leaflets are available, including complete specifications of the various STENTORIAN LOUDSPEAKERS. Please enclose S.A.E.

STERN RADIO LTD.

DEPT. W. 109 FLEET ST., LONDON, E.C.4

Telephone: FLEET STREET 5812/3/4

PROOPS Walk-around Store
and MAIL ORDER SERVICE

52 Tottenham Court Road, London, W.1 ● *Open 9-6, including Sats., Thurs. 9-1* ● **LANgham 0141**

SNIPS FOR MOBILERS!

● ***Very special offer of compact 3 unit fixed frequency mobile Transmitter/Receiver equipments just out of service from a provincial police force.***

● Transmitter 7in. wide × 12½in. high × 13½in. deep.

Xtal oscillator (xtal not supplied) 1st and 2nd Tripler, final and modulator stages. 3 Mullard miniature EF42, QVO4—7 and 3 x 2C34 all supplied. Cathodes and grids connected to metering jacks, with slots in side of case for tuning up each stage.

● Receiver: 5in. wide, 11in. high, 12in. deep twin case.
Upper deck: 2 x EB34 and 4 x EF50 type valves. 6 pin power input two metering sockets.
Main chassis: 2 x EF39, 6K8, L63, 6V6, and 4 x EF50 type (Xtal not supplied).
3 I.F. coils in cast boxes.
Xtal frequencies 9.1 Mc/s. I.F. 2.9 Mc/s. Signal Frequency 79.1 Mc/s.

● Power Unit 7in. wide × 12½in. high × 13½in. deep.
12v. dynamotor giving 350v. DC at 180 m/A. Londex and 2 x GPO type Relays, etc.

Offered in sets, at the "Job Lot" price of **£5** the three
Carr. Paid.

GROUND STATION TRANSMITTER

Type 75C, comprising RF Unit, RF Driver, RF Power Amplifier, Modulator, Modulator Power Unit, and Control Unit, all in 6 foot high 19 inch enclosed rack with full length rear access doors. This was the RAF ground station for operational communication with aircraft in the 100-150 Mc/s range and it is suggested that substitution of a suitable VFO for the existing RF Unit would provide the basis for an exceptional rig. Warehouse inspection invited.
Complete £35, carriage **£4**

PRESSURE SENSING INDUCTANCE

Highly sensitive device consisting of a ferrite encapsulated 160 kc/s coil with a moveable ferrite core attached to the free end of a single-disc aeronoid capsule so that it transmits a change in frequency equivalent to the change in atmospheric pressure with increasing altitude. Coil Q, 43. Capacitance 870 pf. Housed in a ⅛in. square aluminium can on a lightweight 2¼in. diameter plug-in unit.
New, unused, 25/- post paid.

MAINS TRANSFORMERS

200-250 volt 50 c/s. post paid

Type	
1. 250-0-250 at 70mA. 6.3v. at 2A. 4v. at 2A.	10/-
2. 300-0-300 at 70mA. 6.3v. at 2.5A. 5v. at 2A.	10/6
3. 350-0-350 at 120 mA. 6.3v. at 3.5A. 5v. at 2A.	17/6
4. 350-0-350 at 300mA. 6.3v. at 8A. 5v. at 2A. plus 4v. at 2A. and 6.3v. at 2A.	27/6
5. Filament only: 6.3v. at 4A.	8/-

WALKIE-TALKIES Type 46

This is a later type than those previously available. A really serious job of sound design, crystal controlled, 10 mile range, transmitter and receiver covering any one frequency between 4125 and 7100 kcs in 25 kcs steps with standard crystal supplied—or any spot frequency between 3600 and 9000 kcs with special crystal supplied to order. Brand new, complete with headphones, throat mic., whip-antenna, plugs and leads. Size: 12 x 4 x 6½in. Weight 8½lb.

Price, with standard crystal ..... **£3/10/0** *carriage paid*
with chosen spot frequency crystal ..... **£7/15/0** *carriage paid*
Batteries required: 150, 15, and 3 volts. *Transistorised converter to operate from* 6v. or 12v. D.C. **£8/10/0** *extra*

ETCH-YOUR-OWN PRINTED CIRCUIT SETS **21/-** Post Free

Each contains over 60 sq. in. of laminated board and sufficient chemicals to make dozens of printed circuits, plus comprehensive instruction book giving advice and examples on translating theoretical circuits into layouts ready for etching. High-quality materials—completely safe to handle—carefully prepared to ensure fine definition and uniform results without laboratory control.

Cold Cathode Trigger Tubes



A sub-miniature cold cathode valve developed by Ericsson primarily for computor work, these GTR.120W tubes have great possibilities in a number of experimental electronic automatic control circuits. They have an Anode-Cathode running voltage of 95 to 140 at 4.5 mA. and at 290 anode volts require a trigger current of only 250 microamps to cause the anode to take over the discharge. Typical ionization time=90 microseconds. They will withstand up to 310 v. with zero trigger voltage without self-igniting.

Supplied complete with full performance data in original packs of 100 *at the Special Price of* **£5** *per* 100 *post paid.*

TRANSISTOR AMPLIFIER KIT

Printed circuit, 500 milliwatt push-pull output. High impedance input, 3 ohm output. Two OC71 and two OC72. Supplied with all components, condensers, resistors, volume control, transformers and printed circuit board. Input 6-9 v. D.C. Circuit diagram and component layout supplied with each kit. Size of board 2¾ x 5¾in. **52/6** post paid.



VENNER TIME SWITCHES

Type T.S.2, first grade precision time switches as supplied to G.P.O. Comprises absolutely silent, self starting, 250 volt 50 c/s synchronous clock mechanism totally enclosed in heavy gauge brass case. Central drive takes detachable dial that revolves to operate sensitive on and off trips for external mains operated circuit. Self contained clock is easily detachable from rear mounting panel (self starting down to 80 v. and keeps running down to 15 v.).
Brand new, in original packings, and with dial and adjustable stops. **37/6** post paid.

POST PAID TRANSISTOR BARGAINS

Mullard OA.81 Diodes..... 10 for **10/6**
OC.170 **27/6**; OC.16 **37/6**: Goldtop V30/10DP **21/-**
Also leading make of 3v transistors..... 4 for **10/-**



TELEVISION OSCILLOSCOPE

Release of a small quantity of the latest version of the well known APN-4 Indicator Unit from the American Loran Airborne radio navigation system. This provides a golden opportunity to make a serious television servicing and development tool as described in the *Wireless World*.

This is a nice looking piece of equipment with a really business like inside. Steel, double-decked chassis with fully screened 5CP1 tube in the centre, all high-grade capacitors and resistors, separate tag boards and layout diagrams for individual sections, etc. Modern circuit technique centred around one type of valve (14 of 6SN7 double-troides and 8 of 6H6, plus three 6S7 and one 6SJ7), and RCA 100 kcs. Crystal.

Brand New, with W.W. Circuit for conversion **£6.10.0**

TRANSMITTER/RECEIVER APN-1

This is the attractive lightweight American Radio Altimeter that superseded the British version. A complete 14-valve radar set covering 420-460 Mc/s it is ideal for conversion to radio control of models or 70 cm. work.

TRANSMITTER

A push-pull feed-back oscillator tuneable either side of 445 Mc/s, frequency modulated at 100 c/s by a particularly robust moving coil transducer. Two 955 high frequency acorn valves. Case size only 3½ x 6½ x 2in. plus 2 x 2½in. dia. for transducer.

RECEIVER

Tuneable to transmitter frequency. Size 3½ x 6½ x 2in. Two 900 acorn valves.

AUDIO AMPLIFIER

Self-contained RC coupled 12SH7, 12SH7 and 12SJ7. Size 3 x 5 x 1½in. Amplifies the received signal which is passed to detector circuit giving a D.C. voltage proportional to the difference between the transmitted and received (reflected) signal to operate internal relays which pass appropriate correction signals to autopilot and supply external indicator (5 mA meter).

MAIN CHASSIS

The main chassis carries the 3 sub-units and has a further three 12SH7, one 12SJ7, two 12H6 and one VR150 regulator, three 1% wire-wound resistors, one 4-pole changeover relay, two SPCO relays, three twin-ganged pre-set potentiometers, trimmers, fuses, etc.

Power supply is derived from a 27-volt dynamotor (charging rate for 24 v. supply) delivery 285 v. at 75 mA. *BRAND NEW*, less dynamotor, a very useful buy indeed at only **£2** plus 7/6 carriage.

ANTENNA INDICATOR

Remote indication to within 1° on precision instrument type flush fitting black crackle indicator with 3in. dial calibrated in 2° steps plus the four cardinals. Simple D.C. wiring (6-30 volt) from specially wound potentiometer in sealed die-cast housing with ¼in. drilled spindle transmits accurate signal of horizontal or vertical bearing. Brand new, post free.

35/-

BEAM-ECHO AVANTIC KITS

S.P.A.11 combined stereo control unit and power amplifier complete to the last nut and bolt, with specially prepared assembly instructions, full circuitry and wiring diagrams, plus a full copy of the handbook. ONLY A FEW LEFT.— **£11 plus 7/6 carriage.**



High Quality Power Pack

Admiralty Rectifier Unit Design 95, totally enclosed in heavy gauge attractive light grey case size 11¼in. high × 6in. wide × 14in. deep. Admiralty ratings: transformer 400-0-400 at 50mA, 6.3 v. at 1 Amp, 5 v. at 3 Amp for 5U4G. Insulation tested to 3 kV. Two 350 ohm 20 henry 80 mA chokes; Two 4 μF at 600 v. ceramic terminal square canned paper smoothing capacitors. Double pole mains switch, two 2A fuses and two spares all in screw-in holders on front panel. 3-pin 250 v. 50 c/s mains input, and 3-pin output with matching plug on short screened cable providing 400 v. D.C. and 6.3 v. A.C. with common earth. An unusually neat, attractive, high quality unit. Brand New, still boxed for only **50/-** carriage paid.

INVERTERS

28 Volt DC to 115v 1 phase AC

Self-contained motor generator unit with complementary carbon pile voltage regulator, contactor and associated rectifier in separate compartment on same base. Continuously rated for 25/28 volts D.C. input with 360 VA output at 115 volts single phase A.C. at 1,600 cycles with a power factor of 1.0. Fan cooled with end plate for blast or internal cooling as required. Type 200. Ref. SUB/5083. In first class condition. **£4.10.0** carriage 7/6

28 Volt DC to 115v 3 phase 400 c/s AC. Type 102A

Output 625VA. Complete with suppressor, load compensating circuit and contactors. Brand new. **£10** carriage 10/-

200/220 Volt DC to 200/250v 1 phase 50 c/s AC

Output 260 Watts. New, in soundproof cabinet. carriage paid **£9.10.0**

24 Volt DC to 26v 1 phase 400 c/s AC

Output 6 VA. Size 2¼in. dia. x 4in. long on 1½in. high pedestal base. Instrument quality As new. **£1.10.0** carriage paid

VARIABLE SPEED HYDRAULIC GEARBOX

This specially made oil-filled casing houses an hydraulic torque conversion unit originally precision made by Westinghouse from high quality materials for the U.S. Government at an acquisition cost exceeding £150 each. Highly suitable for lathe head drive, workshop variable speed power take-off, etc.

Basically the unit is a back-to-back mounted, oil submerged, variable displacement hydraulic pump (input shaft) feeding a reversible hydraulic motor (output shaft) so that variation of the pump displacement by manual control gives very fine selection of output speed from zero up to 6% below input speed while a changeover valve in the supply lines to the motor provides instantaneous reverse at any speed. Recommended input speed 500-1,000 r.p.m., maximum power 1½ h.p. Both shafts ¾in. dia. with Woodruff key. Tested and fully guaranteed, supplied complete with technical data and performance curves for the remarkable price of £16 only, carriage paid.

ANTENNA INDICATOR

Remote indication to within 1° on precision instrument type flush fitting black crackle indicator with 3in. dial calibrated in 2° steps plus the four cardinals. Simple D.C. wiring (6-30 volt) from specially wound potentiometer in sealed die-cast housing with ¼in. drilled spindle transmits accurate signal of horizontal or vertical bearing. Brand New, Post Free, 35/-.

POST FREE SNIPS

Double pole knife changeover switch on porcelain base. 2 for 5/–
Pyrex Aerial Insulators. Four 3in. OR one 8in. 7/6
U.S.A./British co-ax. adaptors. Four for 5/–
Neons. Ten 115 volt for 12/6; Six 80 volt for 7/6
G.P.O. electro-mechanical counters. 0-9999 ..... 7/6
Bulgin Type M microswitches, new ..... 4 for 11/6
Metal Rectifiers:
Selenium 6-12 v. 1½A., 6/6; 2¼A., 9/6; 4A., 16/6; 250 v. (twin 125 v.), 60 mA. 5/6.

B.C. 221 FREQUENCY METER

125 kc/s to 20 Mc/s WITH CALIBRATION BOOK in first-class working order, **£19 10s.** carr. 10/-.

CATHODE RAY TUBE

VCR139. (Cossor 23D Equiv.). 2¼in. dia. Tube. New in original cartons. 17/6 Post Paid.

200 amp WELDING GENERATORS



Relatively small but really heavy duty aircraft quality six-pole shunt-wound self-excited generator with six interpoles delivering 30 volts at up to 200 amps. Requires 8/10 h.p. between 600 and 3,300 r.p.m., clockwise or anti-clockwise rotation according to position of changeover links. Are very successfully driven from tractor take-off pulley or the like. 13in. long, 7in. dia. Weight 57 lb. ONLY **£6.15.0** Carriage paid (U.K. only).

8 WATT HI-FI PUSH PULL AMPLIFIER



£5.10.0 plus 5/- Carriage

Separate control panel 6in. × 1½in. Volume/On-Off switch, Bass and Treble Boost controls and Pilot light. Amplifier Chassis 3¾in. × 8in. × 4in. 2xECL82 in Push-Pull. Output transformer matched 3 and 15 ohms. 110-220-240V. A.C. with 6ft. mains lead.

All units guaranteed ready for installation.

PROOPS BROTHERS LTD., 52 Tottenham Court Road, London, W.1.
Head Office and mail order enquiries LANgham 0141
Shop hours 9 a.m. to 6 p.m. Thurs. 9 a.m. to 1 p.m. OPEN ALL DAY SATURDAY

SAMSON'S SURPLUS STORES LTD.

LONDON'S GREATEST DEALERS IN RADIO AND ELECTRONIC EQUIPMENT



AMERICAN HIGH VOLTAGE CAPACITORS. 2 mfd. 10,000 volts wkg., £8/10/-. Carr. 7/6. 1 mfd. 20,000 volts wkg., £7/10/-. Carr. 7/6. 0.25 mfd. 25,000 volts wkg., £6/10/-. Supplied brand new in maker's cartons at a fraction of original price. 16 mfd. 400 v. wkg., 8/6. 10 mfd. 16 mfd. 660 v. wkg. A.C., 15/-. 10 mfd. 1,500 v. wkg., 15/-. 10 mfd. 600 v. wkg., 10/6. 8 mfd. 1,500 v. wkg., 12/6. 10 mfd. 300 v. wkg. A.C., 7/6. Please add 2/- postage on all capacitors.

BRITISH TYPES. Nitrogol, 15 mfd. 250 v. wkg. A.C., 12/6. Wego 10 mfd. 1,000 v. wkg., 12/6. T.C.C. 8 mfd. 1,500 v. wkg., 10/6. 8 mfd. 500 v. wkg., 8/6. 8 mfd. 250 v. wkg., 5/6. G.E.C. 8 mfd. 600 v. wkg., 6/6. T.C.C. 4 mfd. 1,500 v. wkg., 10/6. A.M. 4 mfd. 1,000 v. wkg., 5/-. 4 mfd., 800 v. wkg., 4/6. Dubilier 8 mfd. 400 v. wkg., 6/-. 2 mfd. 600 v. wkg., 3/6. 1 mfd. 5,000 v. wkg., 17/6. 0.5 mfd. 10,000 v. wkg., 17/6. 0.25 mfd., 5,000 v. wkg., 12/6. A.M. 1.5 mfd. 4,000 v. wkg., 10/6. T.C.C. 0.1 mfd. 5,000 v. wkg., 10/6. 0.5 mfd., 2,000 v. wkg., 4/6. 0.5 mfd. 500 v. wkg., 2/-. 0.01 5,000 v. wkg., 2/6. Please add 2/- P.P. on all capacitors.

SPECIAL OFFER A.M. CAPACITORS. Tubular metal case size. Dia. 3¼in., length 9in. 30 mfd. 400 v. wkg., 26 mfd. 500 v. wkg., 20 mfd. 500 v. wkg., 15/- each. P.P. 2/6.

WESTINGHOUSE HEAVY DUTY L.T. SUPPLY UNITS

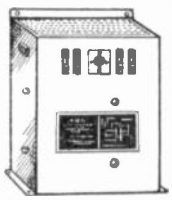

TYPE 115. A.C. input 200–250 volts. D.C. Output 26 amps. into a 24 volt (nominal) battery. Rating continuous. Max. ambient temp. 35 deg. C. Completely smoothed and stabilised. Built in metal case approx. size 17 x 21 x 19 inches. With fitted fuses. On/Off switch. Reconditioned as new. £32/10/- ex warehouse. Original maker's price over £100.

ADMIRALTY HEAVY DUTY A.C. 230 v. 40 AMP. CONTACTORS D.P. Supplied Brand new in maker's cartons, 59/6, carr. 4/-.

ADMIRALTY VOLTAGE REGULATORS. 1,000Ω 0.59-0.16 amps. Rotary switch type 32 stud contacts. Brand new, 17/6, carr. 4/-.

EQUIPMENT WIRE, P.V.C. 14/0076, 100 yard drums, 6/6. P.P. 1/6. Henley Rubber Covered Braided with cotton, 40/0076, 50 yd. drums, 5/-. P.P. 2/-. 110/0076 50 yd. drums, 7/6. P.P. 2/6. 162/0076 50 yd. drums, 10/6. P.P. 3/-.

20 S.W.G. 100 yard coils 6/6. P.P. 1/6. Various colours. Transparent 14/36, 100 yard coils 7/6. P.P. 1/6.

TWIN 20 S.W.G. 100 yard coils 13/6. P.P. 2/-.



Weight 2.1 oz. Motor dimensions 1⅞in. long. 1¼in. dia. Spindle 0.4in. long, 0.77in. dia. Consumption 0.72 watts off load. 7.68 watts on load. Speed 7,000 r.p.m. Switch. Centre off reverse by switching either side. General specification. These motors have a tremendous power-weight ratio, are extremely efficient. Can be used on 6 volts without great loss in power. Precision built in polythene housing. Self lubricating. With sintered bronze bearings. Easily mounted. Supplied brand new and guaranteed, 15/6. P.P. 1/6. Special price for quantities over 50.



No. 1. Pri. 240 v. 5ec. tapped 4, 6, 11 v. 200 amps. £9/15/-. Carr. 7/6.
No. 2. Pri. 240 v. 5ec. 20 v. 30 amps., £6/15/-. Carr. 5/-.
No. 3. Pri. 240 v. 5ec. 20 v. 20 amps., £4/5/-. Carr. 5/-.
No. 4. Pri. 240 v. 5ec. 24 v. 30 amps., £8/10/-. Carr 7/6.
No. 5. Pri. 200-240 v. 5ec. 8.4 v. C.T. 10 amps., 27/6. Carr. 3/6.
No. 6. Pri. 240 v. 5ec. tapped 12 v.-18 v. 10 amps., 52/6. Carr. 4/-.
No. 7. Pri. 240 v. Sec. tapped 6 v.-12 v. 20 amps., 69/6. Carr. 4/-.
No. 8. Pri. 200-240 v. 5ec. tapped 10 v.-17 v.-18 v. 10 amps., 57/6. Carr. 4/-.
No. 9. Pri. 200-240 v. 5ec. tapped 30 v.-32 v.-34 v.-36 v., 5 amps., 57/6. Carr. 4/-.
No. 10. Pri. 240 v. 5ec. 6 v.-12 v. 10 amps., 47/6. Carr. 4/-.
No. 11. Pri. 230 v. 5ec. 24 v. 7 amps. and 32-30 v. 2 amps., 52/6. Carr. 4/-.
No. 12. Pri. 200-240 v. 5ec. tapped. 48-56-60 v., 1 amp., 27/6. P.P. 3/6.
No. 13. Pri. 200-240 v. 5ec. 12-20-24 v. 2 amps., 22/6. P.P. 3/6.
No. 14. Pri. 230 v. 6.3 v. 5 amps. and 6.3 v. 1 amp. and 65 v. 85 M.A., 15/-. P.P. 3/6.
No. 15. Pri. 200-240 v. 5ec. tapped 3, 5, 12, 20, 30 v. 2 amps., 25/-. P.P. 3/6.
No. 16. Pri. 200-240 v. 5ec. tapped 9-15 v. 4 amps., 22/6. P.P. 3/6.
No. 17. Pri. 230 v. 5ec. 6 v. 5 amp. 12/6. P.P. 2/6.
No. 18. Pri. 220-240 v. 5ec. four separate windings, 3 x 5 v. CT 4 amp., 4 v. 4 amps, Potted type, 32/6. Carr. 4/-.
No. 19. Pri. 200-240 v. 5ec. tapped 3-60-66-70 v. 1.2 amps., 35/-. Carr. 4/-.
No. 20. Pri. 200-250 v. 5ec. 26 v., very conservatively rated at 36 amps., £9/10/-. Carr. 10/-.

SPECIAL OFFER: LATEST A.M. RELEASE. Isolation Transformers. Pri. tapped 100, 200, 220, 240 v. 5ec. 225 v. 1.1 Amps. Tropically rated. Guaranteed £3/5/-. Carr. 7/6.

EXCLUSIVE PURCHASE OF A.M. HEAVY DUTY TRANSFORMERS. Tapped to give the following specifications: Pri. 440-400 v. 5.P. 5ec. 220 v. or 110 v. 600 watts.
Pri. 220 v. 5ec. 220 v. or 110 v. 600 watts.
Pri. 220 v. 5ec. 55 v. 10 amps. All winding. Double wound £5/19/6. Carr. 7/6.

SPECIAL OFFER. BRAND NEW PARMEKO SEALED TRANSFORMERS. Pri. tapped 200-220-240 v. 5ec. 4 volt C.T. 36 amps. Tropically rated. 25 kV. D.C. insulation. Size 9 x 8 x 8 inches plus 4 inch terminals. Offered at a fraction of maker's price. £9/10/-. Packing and carriage 15/-.

S.T.C. F.W. RECTIFIERS. 5upplied brand new at a fraction of maker's price.
No. 1. Max. A.C. input 200 v. D.C. output 6 amp. £8/10/-. Carr. 7/6.
No. 2. Max. A.C. input 75 v. D.C. output 18 amps., £7/10/-. Carr. 5/-.
No. 3. Max. A.C. input 80 v. D.C. output 3 amps., £3/5/-. Carr. 5/-.
No. 4. Max. A.C. input 45 v. D.C. output 8 amps., funnel cooled, 59/6. Carr. 4/-.
No. 5. Max. A.C. input 18 v. D.C. output 15 amps., 45/-. Carr. 3/6.
No. 6. Max. A.C. input 36 v. D.C. output 36 amps., £8/10/-. Carr 4/-.
No. 7. Max. A.C. input 75 v. D.C. output 1.5 amps., 18/6. P.P. 1/6.
No. 8. Max. A.C. input 32 v. D.C. output 2 amps., 15/-. P.P. 2/-.
No. 9. Max. A.C. input 40 v. D.C. output 0.75 amps., 10/6. P.P. 1/6.

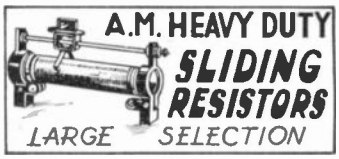

0.4Ω 25 amp. geared drive, 17/6. P.P. 3/-. 3Ω 10 amp. slider control, 15/-. P.P. 3/-. 1Ω 12 amp. slider control, 10/6. P.P. 2/6. 1.5Ω 15 amp slider control, 12/6. P.P. 2/6. 1,000Ω 0.1 amp. enclosed slider control, 17/6. P.P. 2/6. 70Ω 6-0.5 amp. enclosed slider control, ex-equipment, 15/-. P.P. 3/6. 12,000Ω 3 mA. Double tube geared control, 35/-. P.P. 3/6.

HEAVY DUTY ADJUSTABLE RESISTORS. 2Ω 6 amp., 7/6. 1Ω 12 amp., 6/6. P.P. 2/-.

BERCO RHEOSTATS. 3½in. dia. 25Ω, 200 watts, 15/-. P.P. 2/6. 2½in. dia. 200Ω 50 watts 8/6. P.P. 2/-. Ohmite 1½in. dia. 350Ω 25 watts, 5/6. 25Ω 0.75 amp., 5/6. 10Ω 1 amp., 6/6. P.P. 1/6.



Manufactured by Crompton Parkinson MI 50 cycles, supplied new and guaranteed, 32/6. P.P. 3/6.

CROMPTON PARKINSON 4½in. A.C. MI AMMETERS. 0-30 amps. flush mounting, 27/6. P.P. 3/6.

FERRANTI A.C. VOLTMETERS. 0-300 v. 6 inch dial. Flush mounting. 5upplied Brand New at a fraction of maker's price. £4/15/-. 5/- Carr.

A.M. LT SMOOTHING CHOKES. Resistance ¼ ohm. Ideal for smoothing 12-24 v. D.C. 5 amps. Tropically rated, 17/6. Carr. 4/-.

ARON 50 AMP. A.C. CHECK METERS. 200-250 v. single phase. 5upplied brand new and guaranteed. 37/6. Carr. 3/6.

GUARANTEED SHILLING SLOT METERS. A.C. 200/250 v. 5 amp. £3/15/-. 10 amp. £4/5/-. 20 amp £5. 30 amp £6. All meters set for 2d. or 3d. per unit. Carriage 7/6.

COLVERN W.W. PRECISION POTENTIOMETER. 2½in. dia., 3 gang, 2,000 + 5,000 + 5,000 ohms. 3 gang 200 + 500 + 500 ohms. 3 gang 500 + 500 + 500 ohms. 22/6. P.P. 2/6. 2 gang 40 k + 40 k ohms. 17/6.

AMERICAN COMPRESSORS. 3 stage type. 32-R-500 24 volt D.C. C.F.M. 0.4 P.5.I. 1,500. 5upply brand new. Three only £45.

PHOENIX 7 INCH INSULATORS, 7/6, P.P. 1/6. 3½in. 1/9, P.P. 1/-.

PANTON ATTENUATORS, 3,000 Ω in 41 stud contact steps, 15/-. P.P. 1/6. 500Ω in 15 steps, 10/6. P.P. 1/6.

NON-KINKABLE TWIN CABLE. 23/0076 rubber covered braided with cotton. 25 yard coils 12/6. P.P. 1/6.

H.T. RECTIFIER VOLTAGE DOUBLER. A.C. 180 v. Max. D.C. 336 v. Nom. 270 milliamps. 10/6. P.P. 2/-.



DOUBLE READING, MOVING COIL. 0-3 v. and 0-30 v. D.C. Centre zero. Offered at a fraction of maker's price, 12/6. P.P. 2/-.

250-0-250 MICROAMMETERS. Latest design 2½in. square, flush. By Ernest Turner. Brand new and guaranteed, 42/6. P.P. 2/6.

RECTANGULAR 500 MICROAMMETERS. 5 x 4ins. Flush mounting, scaled 0-250, 59/6. P.P. 2/6. 2½ inch round flush, 0-2 v. A.C. 50-10,000 cycles. MC Rectifier type 2,000 ohms per volt, 30/-. P.P. 2/6. 2½ round flush, centre zero, 5-0-5 mA., 15/-. P.P. 2/6.

WINSTON SEMI-DECADE OSCILLATOR. Fre. 10 C.S. 70, 100 kc/s. in four ranges. Amplitude stability plus or minus 1% at any frequency. A.C. 100-250 v., £48/10/-.

DECADE CAPACITOR BOX. Range .001 to 1.11 mfd., zero capacitance 50 pf. accuracy ±5%. Max. voltage 750 v. D.C., mounting. Metal case and panel. Size: H. 3in., W. 8in. D. 3¾in. Supplied brand new and guaranteed, £11/11/-.

DECADE RESISTOR BOX 100Ω-111,000Ω, zero resistance 0.006Ω, accuracy±1%. Max. current 10's decade 100 mA. 100's decade 35 mA. 1,000's decade 10 mA. Mounting. Metal case and panel size: H. 3in., W. 8in., D. 3¾in. Supplied brand new and guaranteed, £13/13/-. Further information on the above instruments will be sent on application.

R.C.A. 166 VALVES. Brand new and boxed., 3/6 each. P.P. 1/6. Six for 17/6. P.P. 3/6. 4C27 CV92, 10/-. P.P. 2/-. VT25, 7/6. P.P. 2/-. VU120A, 3/6. P.P. 1/6. VU133, 3/6. P.P. 1/6.

HIGH GRADE SLEEVING. 6 mm. 100 yd. coils, 10/6. P.P. 2/6. 2 mm. 1 gross yds., 5/-. P.P. 2/-. 2.5 mm. 1 gross yds., 6/-. P.P. 2/-. Mixed bundle of sleeving over yard lengths, 1-4 mm., 5/-. P.P. 2/-.

AIRCRAFT 12-24 V. D.C. ACTUATORS. Size 8 x 1¼in. Plunger movement 1¾in., 35/-. P.P. 2/6.

ADMIRALTY 24 VOLTS 3 A.H. ACCUMULATORS. Suitable for low wattage lighting etc. Twelve 2 v. cells, crate and linked. Supplied new with charging instructions, 25/-. Carr. 5/-. Single cells supplied separately, 2/6. P.P. 1/6.

ADMIRALTY KNIFE SWITCHES, 15 amp., D.P.C.O., Metal shrouded, 7/6. P.P. 2/6.



A.C. 200-240 v. 20 amp. switch contacts, make and break once every 24 hours. Complete with mounting bracket, and earth strip. Supplied brand new at a fraction of maker's price, 69/6. P.P. 2/6.

VENNER 14 DAY CLOCKWORK TIME SWITCHES. 5 AMP. SWITCH CONTACTS. One make one break every 24 hours. Complete with two pin Mounting bracket and key, 32/6. P.P. 2/-.

OIL FILLED H.D. L.T. TRANSFORMERS. P.R.I. 380/420 v. Single phase. 50 C.Y. Sec. 19 volt 3 kvA. £15 ex warehouse.

AMERICAN LEACH 2-POLE CONTACTORS. Res. 235 ohms. 2 x 2 x 2 inches. 7/6. P.P. 1/6. Just arrived G.P.O. 3000 type relays, twin coil, 1 000 + 1,000 ohms. 1 CO 6 M 1 M before B. 12/6. P.P. 1/6.

E.D.C. LTD. ROTARY CONVERTOR. D.C. input, 230 v. A.C. output 230 v. 8.7 amps. Complete with starter switch and fuse box. Reconditioned as new £45. Ex-warehouse.

CROMPTON PARKINSON. D.C.-input, 240 v. A.C. output 230 v. 6.5 amps. Complete with 6 inch 0-300 volt meter. Starter switch and fuse box, £40. Ex-warehouse.

E.D.C. LTD. R./CONVERTORS, D.C. input 200-260 v., A.C. output 200-260 v. 0.75 amps. Guaranteed, £8/10/-. Carr. 10/-.

HEAVY DUTY A.M. H.T. TRANSFORMER. Tapped Pri. 200-250 v. Sec. 163 v. 2kVA. Double wound, one only. Brand new., £15. Ex warehouse.

SPECIAL OFFER

Standard G.P.O. 20-way Jack Plug Strips, Type 320BN. Brand New. 20-way Jack Lamp Strips. Ex Equipment. Perfect condition. Large stocks available. Prices according to quantities.

SUNVIC ADJUSTABLE THERMOSTATS. TYPE T.S.I. Suitable for control up to 300 deg. C., 27/6. P.P. 3/6.

TANGENT HEAVY DUTY ALARM BELLS. 6 inch gong. A.C. 200-240 v., 35/-. Carr. 4/-. 8-12 v. D.C., 27/6. Carr. 4/-.

ADMIRALTY THERMOMETERS. 20-210 deg. F. Built-in metal cylindrical case, length 12 ins., dia. 1 in. Ideal for the lab. workshop or the home. Brand new at a fraction of maker's price, 7/6. P.P. 1/6.

AMERICAN HEAVY DUTY AUTO TRANSFORMERS. "C" core winding. Completely enclosed in metal container, 7½ kVA. 115-230 v., £17/10/-. Ex warehouse. We have London's largest selection of auto transformers, 110-240 v. available from stock. Let us know your requirements.

SANGAMO SYNCHRONOUS MOTORS A.C. 200-250 v. Size 1¾in. dia., 7/6. P.P. 1/6. Also attached to gear train unit, containing over 30 gear wheels, 10/-. P.P. 2/-. Gear train unit separately, 2/6. P.P. 1/-.

MONTHLY ACCOUNT ORDERS ACCEPTED FROM ALL ELECTRONIC INDUSTRIES, RESEARCH LABORATORIES, COLLEGES, SCHOOLS, ETC.

We now have London's largest and most comprehensive walk-round dept. This enables you to see our enormous stocks of electronic and radio equipment too numerous to advertise. We invite you to browse without any obligation. Open all day Saturday.

WE ARE CONSTANTLY PURCHASING HIGH GRADE ELECTRONIC EQUIPMENT AND COMPONENTS. MAY WE SUGGEST YOU RING US IF YOU ARE HAVING DIFFICULTIES WITH YOUR SUPPLIES?



RELAY BARGAINS

ENORMOUS SELECTION!!

G.P.O.

3,000 TYPE. 5000Ω 6H.D.C.O., 17/6. 2,000Ω 4 H.D.C.O., 15/-. 6,500Ω 1.C.O. 1B, 12/6. 500Ω 1 C.O. 2B, 10/6. 5,000Ω 1 H.D.B., 10/6. 2,000Ω 2M, 8/6. 2,000Ω 1M., 7/6. 100Ω 1CO. 1MB/F.B., 8/6. 22,000Ω, 2M., 15/-. 250Ω 4M., 4B, 10/6. 100Ω 3M., 8/6. 6,000Ω 2M., 2B, 10/6. 6,000Ω, 4M., 2B., 12/6. 10,000Ω 1 C.O., 1 H.D.B., 15/-.

600 TYPE 4,200Ω, 2 C.O., 1M., 9/6. 400Ω 1 C.O., 1M., 7/6. 750Ω, 1M., 5/6. 400Ω 1C.O., 1M. slugged, 7/6. 150Ω 1B., 5/6.

AMERICAN TYPE. 235Ω 2 C.O., 7/6. 400Ω 2 C.O. sealed, 10/6. 10,000Ω 1 C.O., 1M., sealed, 10/6. 1/- P.P. on all relays.

AMERICAN LEACH CONTACTORS. 110 v. A.C. 3 pole, 20 amp. 230 v. Contacts size 4½ x 4 x 3in. Brand new in maker's cartons, 25/-. P.P. 3/6. A.M. Contactors, 12 v. D.C. 2 H.D.C.O., 1 C.O., 1 B. Brand new, 10/6. P.P. 2/-.

AMERICAN L.F. CHOKES. Oil filled, 8 henries, 800 mA., 7,000 v. test, 26 ohms. Brand new, 49/6. Plus 10/-. 10 henries 200 mA., 135 ohms, 2,000 v. Test., 15/-. P.P. 3/6.

PARMEKO SEALED L.F. CHOKES. 5 henries, 60 mA., 90 ohms, 7/6. Brand new. P.P. 2/6.

FERRANTI L.F. CHOKE, 8 henries, 75 mA., 200 mA., 6/6. P.P. 2/6.

BRAND NEW W.D. TELEPHONE CABLE. Twin D8 one mile drums, £7/10/-, Ex warehouse. Twin D3, 500 yd. drums, 49/6. Carr. 7/6. Single one wire drums, 85/-. Carr. 7/6. Also 1/3 mile drums, 32/6. Carr. 5/-. Commando Assault tele cable. P.V.C. 1,000 yard drums, 8/11. Carr. 4/-. 40/0076 rubber covered cotton braided, 100 yds., 10/-. P.P. 2/6.

AMERICAN WELLER AIRCRAFT BATTERIES

24 v. 11 a.h. Size 8 x 8 x 8 inches. 62/6. Carriage 10/-.

GESTETNER A.C. MOTORS. 220–240 v. 1/10 h.p. R.M.P. 2,850. Rating cont., cap. start, reversible. 57/6.

SPECIAL PURCHASE!!

NIFE ALKALINE BATTERIES

6 VOLT 75 A.H. TYPE LR7

SUITABLE FOR ENGINE STARTING

Five 1.2 v. cells crated and connected to give 6. v. Brand new and fully guaranteed. Size of crate 15¼in. x 12in. x 6¼in. £7/10/-. Carr. 15/-.



S.T.C. FIELD TELEPHONES. Type YA7783. Buzzer calling, operates from 4½ v. battery. A self-contained unit which can be easily held in one hand. Ideal for Aerial Riggers, Building sites, farms, workshops, etc. Size 9¼in. x 2¾in. x 2¼in. Supplied brand new, complete with 4½ v. battery. £5/10/- per pair. P.P. 3/6.

169-171 EDGWARE RD., LONDON, W.2. Telephone PAD 7851, AMB 5125

★ RANGER-3 ★

3-TRANSISTORS 2-DIODES

PERSONAL POCKET RADIO WITH FULL TUNING OF AMATEUR "TOP BAND" AND MEDIUM WAVE (120 to 500 Metres)



- First grade transistors.
- No external aerial or earth.
- Calibrated dial.
- Volume control.
- ★ Personal earphone for quality output.

Size 4⅛ × 3 × 1¼in.

NO EXTRAS TO BUY, EVERYTHING SUPPLIED. All components

AFTER SALES SERVICE **79/6** P. & P. 1/6.

- **New Illustrated Booklet FREE on request.**

6-TRANSISTOR RADIO

Size 3 × 2½ × ¾in.

- **THE WORLD'S SMALLEST RADIO with Speaker**



FITS INTO VEST POCKET OR PURSE

Complete with Batteries, Leather Case, Earphone, in Presentation Box.

- All your favourite stations including Luxembourg.
- Superhet Circuit with Push-Pull output on 2in. speaker.
- 540 to 1600 kc/s coverage.

BUILT AND READY TO USE

CASH OR C.O.D.

12 gns Reg. Post Free.

Excellent results from local and Continental stations even in a car!

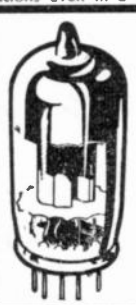

VALVES & TUBES

TRANSMITTING RADIO AND TV VALVES, TUBES AND INDUSTRIAL TYPES. NEW FREE LIST ON REQUEST.

Bulk order enquiries invited for all types.

ALL TRANSISTOR UNITS

★ **BUILT AND READY FOR USE** ★

LEAFLETS ON REQUEST

- Office or Home 2-way intercom. system. 4 Mullard transistors. 2 5-inch speakers, unique call system. Battery operated. 2 portable rexine cabinets. Built and tested **£6/19/6.** P. P. 2/6.
- 4 Mullard transistor 500mw. Amplifier. 9 volt, 3 ohm output. Built on printed circuit, **69/6.** P. P. 1/6.
- ¾ watt 4-Mullard Transistor Amplifier, printed circuit. Ideal for portable record players, tape recorders, radio tuners, etc. **79/6.** P. P. 1/6.
- Telephone Pick-up Amplifier with induction coil. 4 transistor. Ideal for busy office, no more "holding on." **£5/10/-.** P. P. 2/6.

ALL UNITS ARE PRE-TESTED AND FULLY GUARANTEED. OTHER UNITS AVAILABLE.

TEST METERS We stock the well-known Caby Multi-meters. (97/6 and £6/10/-). LEAFLET ON REQUEST.

THE "CONTESSA"

● PORTABLE and CAR RADIO ●



PROFESSIONALLY DESIGNED: PROFESSIONAL PERFORMANCE: SIMPLE TO BUILD

- **6-TRANSISTOR MEDIUM AND LONG WAVE SUPERHET**

SPECIFICATION:

- ★ Peak output 425 mW Push-Pull
- ★ 6 "Top Grade" Ediswan Transistors
- ★ New type Printed Circuit with all component positions clearly marked
- ★ Equally sensitive on Medium and Long Wave Bands
- ★ High "Q" internal Ferrite aerial with car coupling coil
- ★ Step by Step fully illustrated instructions
- ★ Clearly calibrated dial with station names

Full constructional details, double tuned IFT's, AVC. Packaged components. Attractive two-colour cabinet, plus many other festures.

- Inclusive price of all parts complete in every detail.

£11.10.0 P. & P. 3/6.

- No Extras to buy
- After Sales Service.
- No technical knowledge required
- Call for Demonstration

Excellent results Guaranteed.

- All parts available separately—No extra cost ●

ILLUSTRATED LEAFLET WITH DETAILS AND PRICES FREE ON REQUEST.

"PW" 6 TRANSISTOR MEDIUM & LONG WAVE POCKET SUPERHET

- 6 MATCHED MULLARD TRANSISTORS AND DIODE.
- 150mW Push-Pull Output.
- Easy to Follow Printed Circuit with all Components Marked



- Full Medium and Long Wave Tuning.
- High "Q" Internal Ferrite Aerial.
- Quality 2½in. Speaker.

OUTSTANDING APPEARANCE AND PERFORMANCE

★ All Parts Sold Separately
★ No Technical Knowledge Required

TOTAL COST OF all NECESSARY ITEMS £9.19.6
● No extras to buy ●

DESCRIPTIVE LEAFLET FREE ON REQUEST.

★ BABY-SITTER ★

Leaflet on request

ALL TRANSISTOR PORTABLE BABY OR INVALID ALARM



- **BATTERY OPERATED**
- **100% SAFE**

Battery operated Push-Pull Circuit with 5in. Speaker output. Low impedance input enables it to be used over any distance with up to 3 microphones. ★ Microphone is placed within 6 feet of baby; twin flex is taken to Amplifier unit placed in any room required. Completely assembled with Battery and Microphone, ready to use. Every sound can be heard. **£5.10.0** P. & P. 2/6.

- **BATTERY LIFE 3 to 4 months**
- **FULLY PORTABLE**

REPANCO

★ MINI-4 ★

POCKET RADIO 4-TRANSISTOR



- Medium and Long wave 6-stage reflexed superhet.
- Good output on 2½ inch speaker.
- OC44/OC45/OC45/OC72 1st grade transistors.
- Moulded cabinet.
- Illustrated plans.

Size 5¼ × 3¼ × 1¾in.

All components with battery **£6.19.6** P. & P. 1/6.

★ **ALL PARTS SOLD SEPARATELY** ★

Leaflet on request.

QUARTZ CRYSTALS

FOR TRANSMITTING, RADIO CONTROL, OSCILLATORS, ETC.

Free List on Request

ALL TYPES FOR ALL PURPOSES

FROM 5/- EACH



Bulk Order Enquiries Invited

ALL TRANSISTOR UNITS

★ **TO BUILD YOURSELF** ★

SAVE POUNDS

- 7-TRANSISTOR MEDIUM/F.M. MAINS/BATTERY. PRINTED CIRCUIT. Ask for details.
- Super-sensitive single or 3 channel 3-transistor 27 mc/s. model control. New design receivers. **69/6.** P. P. 1/6 (either type). Suitable relay 24/- or Reed 35/-.

★ **FULL DETAILS ON REQUEST** ★

- Super-3 Three Transistor and Diode Earphone Radio. All components. No extras to buy. **37/6.** P. & P. 1/6.

BUILDING PLANS ON:

- Ranger 2. 2-Transistor version of Ranger-3 (see above). Very sensitive. No extras to buy. **65/-.** P. & P. 1/6.

★ **BOOKLET FREE ON REQUEST** ★

- Pre-built All-Transistor FM Tuner Unit. Front end (fully tunable 2-OC171's) **£5/6/3.** 3-Transistor (3-OC170's) I.F. strip, 10·7 Mc/s, pre-aligned. **£6/6/-.**

★ **FULL DETAILS ON REQUEST** ★

MANY OTHER DO-IT-YOURSELF RADIOS AND UNITS AVAILABLE. DETAILS ON REQUEST.

HENRY'S RADIO LTD.

DEPT. W/W, 5 HARROW ROAD, EDGWARE ROAD, PADDINGTON, LONDON, W.2.

Opposite Edgware Road Tube Station. *PADdington* 1008/9. OPEN MONDAY to SAT. 9-6. THURS. 1 o'clock

COMPLETE ILLUSTRATED LEAFLETS OF ALL HOME CONSTRUCTION UNITS *FREE ON REQUEST.*

Matched Sets of Transistors

● SPECIAL OFFERS—FULLY GUARANTEED ●

1. 6 Mullard Transistors and Diode
1—OC44, 2—OC45, 1—OC71, 2—OC72 and 1—OA81 or with 2—OA81, ONLY **60/-** PER SET, **62/6**

2. 6 Mullard Transistors and Diode—1 watt output
1—OC44, 2—OC45, 1—OC81D, 2—OC81 and 1—OA81 or with 2—OA81, ONLY **65/-** PER SET

3. 6 Ediswan Transistors and two Diodes
1—XA102, 2—XA101, 1—XB103, 2—XC101 and 2—Diodes, ONLY **57/6** PER SET

4. 4 Mullard Transistors for 1 watt amplifier
1—OC71, 1—OC81D, 2—OC81 with Cooling Clips, ONLY **49/6** PER SET
Capable of 1 watt Push-Pull

ALL THE ABOVE TRANSISTORS ARE 1st GRADE AND SELECTED FOR PERFORMANCE



TRANSISTORS
From 3/6 each

SEND FOR NEW FREE LIST WITH DATA AND USES

FULLY GUARANTEED

We can supply a Transistor for every need!

● 4.7 VOLT ZENER DIODES 1 WATT 25/- ●

★ BC221 FREQUENCY METER ★

125 Kc/s to 20 Mc/s. Three valve crystal control oscillator. Used in new condition.

£16 CARRIAGE PAID

Complete with calibration charts and handbook. ★ Battery operated ★

9.72 Mc/s IF STRIP

● 2-EF92 Valves
● 3-EF91 Valves
● 1-EB91 Valve

32/6 P.P. 1/6



BRAND NEW WITH DIAGRAM IDEAL FOR F.M.

MARCONI 19 SET CRYSTAL CALIBRATOR

10 kc/s, 100 kc/s, 1 Mc/s. 6-valve and neon modulator. **79/6** P.P. 2/6. With Handbook. (New Condition)



"STEREO 3-D"

STEREO RECORD PLAYER AMPLIFIER

New high-gain circuit with full tone, balance and volume controls. Can be used with all types of records as well as stereo.

★ 2 WATTS PEAK PER CHANNEL
★ ECC83; 2-ECL82 VALVES
★ MAINS 110/250V A.C.

Complete with speaker sockets, calibrated dials, etc. **97/6**
BUILT and TESTED P.P. 2/-

Crystal Microphones

ACOS 39-1 Stock Microphone with screened cable and Stand (List 5 gns.), 39/6. P.P. 1/6
ACOS 40 Desk Microphone with screened cable and built-in Stand (List 50/-), 19/6. P.P. 1/6.
ACOS 45 Hand Microphone with screened lead, very sensitive 29/6. P.P. 1/6.

931A (27M1)
(CV 2696)
PHOTO MULTIPLIER

Brand new, original cartons. **60/-** P.P. 1/-. Base 2/-.
Also: Special purpose 931A-CV337 **80/-** each. Base 2/-.

BARGAIN BUY

2 METRE TX/RX

EX 1520, 1986 2-METRE AIRBORNE EQUIPMENT.

★ **TRANSMITTER** (LESS VALVES) **5/-** P. & P. 2/6
★ **RECEIVER** (LESS VALVES) **5/-** P. & P. 2/6
★ **MODULATOR** WITH 5 VALVES **20/-** P. & P. 2/6
★ **9.72 MC/S I.F. STRIP** DOUBLE TUNED WITH VALVES **25/-** P & P. 2/6

FULL CIRCUIT DIAGRAMS 1/9, POST FREE.

ADDRESS

HENRY'S RADIO LTD.

● ACKNOWLEDGED *THE* SPECIALISTS ●

★ TRANSISTORS ★ QUARTZ CRYSTALS ★ VALVES & TUBES

★ MINIATURE & STANDARD COMPONENTS

BENTLEY ACOUSTIC CORPORATION LIMITED

The Valve Specialists

38 CHALCOT ROAD, LONDON, N.W.1

Telephone: PRIMROSE 9090

Nearest Underground: Chalk Farm

EXPRESS POSTAL SERVICE! ALL ORDERS DESPATCHED SAME DAY AS RECEIVED.
TELEPHONE AND TELEGRAM ORDERS FOR CASH ON DELIVERY SERVICE ACCEPTED UP TO 3.30 P.M.

OA2 ..17/6	6BE6 6/-	6U8G 7/6	12SQ7 11/6	305 ..10/6	EAC91 4/6	EF39 .. 5/6	GZ30 .. 9/-	PL36 12/-	U50 .. 6/6	UY1N 18/7	Transistors
OB2 ..17/6	6BG6G 23/3	6V6G 7/-	1487 27/10	807 .. 7/6	EAF42 9/-	EF40 ..15/-	GZ32 10/-	PL38 ..26/6	U52 .. 6/6	UY21 13/11	and Diodes
OZ4GT 5/-	6BH6 8/-	6V6GTG 8/-	12Y4 10/6	4033L 12/6	EB34 2/6	EF41 .. 9/-	GZ33 19/11	PL81 10/6	U76 .. 6/-	UY41 7/6	GD3, 4, 5, 6
1A5 .. 6/-	6BJ6 6/-	6X4 .. 5/-	19AQ5 10/6	5763 ..12/6	EB11 3/6	EF42 ..10/6	GZ34 14/-	PL82 .. 7/6	U107 ..16/7	UY85 7/-	S 4/-
1A7GT 12/-	6BQ7A 15/-	6X5GT 6/-	19H1 10/-	AC6PEN 7/6	EB91 4/-	EF50(A) 7/-	HABC80 13/6	PL83 .. 9/-	U191 ..16/7	VM84B 15/-	OA70 .. 4/-
1C5 ..12/6	6BR7 15/-	6/30L2 10/-	20D1 ..15/3	ATP4 5/-	EBC33 5/-	EF50(E) 5/-	HL2 .. 7/6	PL84 12/8	U281 19/11	VP4 ..15/-	OA73 4/-
1G6 ..17/6	6BW6 8/6	7B6 ..21/3	20F2 ..26/6	AZ31 ..10/-	EBC41 8/6	EF54 .. 5/-	HVR2 20/-	PL500 18/7	U282 22/7	VP4B 23/3	OA79 4/-
1H5GT 10/6	6BW7 6/-	7B7 .. 8/6	20L1 ..26/6	AZ41 13/11	EBC81 8/-	EF73 ..10/6	HVR2A 6/-	PM24M 21/3	U301 23/3	VP23 .. 6/6	OA81 4/-
1L4 .. 3/6	6BX6 6/-	7C5 .. 8/-	20P1 ..26/6	B36 ..15/-	EBF80 9/-	EF80 .. 6/-	KT2 .. 5/-	PX4 ..10/6	U329 14/-	VP41 .. 6/-	OA86 6/-
1LD5 .. 5/-	6C4 .. 5/-	7C6 .. 8/-	20P3 ..23/3	BL63 .. 7/6	EBF83 13/11	EF85 .. 6/-	KT33C 10/-	PY31 16/7	U339 16/7	VR105 9/-	OA91 5/-
1LN5 5/-	6C5G .. 5/-	7D6 ..10/6	20P4 ..23/3	CBL31 23/3	EBF89 9/6	EF86 ..10/6	KT36 29/10	PY32 17/6	U404 .. 8/6	VR150 7/6	OA95 5/-
1N5GT 10/6	6C10GG 26/6	7H7 .. 8/-	20P5 ..23/3	CCH35 23/3	EBL21 23/3	EF89 9/-	KT41 12/6	PY80 .. 7/6	U801 29/10	VT501 5/-	OA210 25/-
1R5 .. 6/6	6CH6 9/-	7H7 .. 9/6	25A6G 10/6	CL33 19/3	EBL31 23/3	EF91 .. 4/6	KT44 12/6	PY81 8/6	U4020 16/7	VT61A 5/-	OA211 40/-
1S4 .. 9/-	6E5 ..12/6	7Y4 .. 7/6	25L6GT 10/-	CV63 ..10/6	EC52 .. 5/6	EF92 .. 4/6	KT61 12/6	PY82 7/-	UABC80 9/-	VU39 .. 8/-	OC16 54/-
1S5 .. 6/-	6F1 ..26/6	8D3 .. 4/6	25Z4G 9/6	CY1 ..18/7	EC54 .. 6/-	EF97 ..13/3	KT63 .. 7/-	PY83 8/6	UAF42 9/6	W76 .. 5/6	OC19 ..54/-
1T4 .. 3/6	6F6G .. 7/-	9BW6 15/3	25Z5 .. 9/6	CY31 ..16/7	EC70 ..12/6	EF98 ..13/3	KT66 15/-	PZ30 19/11	UB41 12/-	W77 .. 4/6	OC23 ..87/-
1U4 ..12/6	6F12 .. 4/6	10C1 ..13/-	25Z6G 10/-	D1 .. 3/-	EC92 ..13/3	EF183 18/7	KTW61 6/6	QP21 7/-	UBC41 8/6	W81M 6/-	OC26 ..44/-
1U5 .. 6/-	6F13 ..11/6	10C2 ..23/6	27MU 19/11	D15 ..10/6	EC31 15/-	EF184 18/7	KTW62 7/6	QP25 14/6	UBC81 11/4	X41 ..15/-	OC28 ..25/-
2X2 .. 4/6	6F23 ..10/6	10F1 ..26/6	28D7 .. 7/-	D77 .. 4/-	EC32 5/6	EK32 8/6	KTW63 6/6	Q8150/15	UBF80 9/-	X61 ..12/6	OC35 ..48/-
3A4 .. 6/-	6F33 .. 7/6	10F9 ..11/6	30C1 .. 8/-	DAF91 6/-	EC33 8/6	EL32 .. 5/-	KTZ41 8/-	10/8	UBF89 9/6	X63 .. 9/-	OC44 ..26/-
3A5 ..10/6	6G6 .. 6/6	10P13 15/-	30F5 .. 6/-	DAF96 8/6	EC34 24/7	EL33 ..12/6	KTZ63 7/6	R12 .. 9/-	UBL21 23/3	X65 ..12/6	OC45 ..23/-
3B7 ..12/6	6H6GT 3/-	10P14 19/3	30FL1 10/-	DD41 13/11	EC35 8/6	EL34 ..15/-	L63 .. 6/-	R18 ..14/-	UCC84 14/7	X66 ..12/6	OC65 ..23/6
3D6 .. 5/-	6J5 .. 5/-	12A6 5/-	30L1 .. 8/-	DF66 15/-	EC40 23/3	EL38 ..26/6	MHL4 7/6	R19 19/11	UCC85 9/-	X76M 14/-	OC66 ..25/-
3Q4 .. 7/6	6J6 .. 5/6	12AC6 15/3	30L115 11/6	DF70 15/-	EC81 6/-	EL41 .. 9/-	MU14 8/-	RK34 7/6	UCF80 16/7	X78 ..23/3	OC70 ..14/-
3Q5GT 9/6	6J7G .. 6/-	12AD6 17/3	30P12 7/6	DF91 3/6	EC82 6/6	EL42 ..10/6	N37 .. 23/3	SP41 .. 3/6	UCH21 23/3	X79 ..23/3	OC71 ..14/-
3S4 .. 7/-	6K7G 5/-	12AE6 13/11	30PL1 10/6	DF96 8/6	EC83 7/6	EL81 17/11	N78 19/11	SP61 .. 3/6	UCH42 9/6	XD(1.5) 6/6	OC72 ..17/-
3V4 .. 7/6	6K8G 6/6	12AH6 12/6	35A5 21/3	DF97 9/-	EC84 9/-	EL83 19/11	N108 23/3	SU25 ..26/6	UCH81 9/6	XFG1 18/-	OC73 ..20/-
5R4GY 17/6	6K25 19/11	12AT6 7/6	35L6GT 9/6	DH63 6/6	EC85 8/6	EL84 .. 7/6	N308 20/7	T41 .. 9/-	UCL82 11/6	XFY12 9/6	OC75 ..15/-
5U4G 6/6	6L1 ..23/3	12AT7 6/-	35W4 7/6	DH76 5/-	EC88 18/-	EL85 18/11	N339 15/-	TDD1 13/6	UCL83 19/3	XFY34 17/6	OC76 ..15/-
5V4G 10/-	6L6G .. 8/-	12AU6 23/3	35Z3 19/6	DH77 7/-	ECF80 10/6	EL90 .. 5/-	PABC80 13/11	TP22 ..15/-	UF41 .. 9/-	XH(1.5) 6/6	OC77 .. 21/-
5Y3GT 6/6	6L7GT 7/6	12AU7 6/6	35Z4GT 6/-	DK40 21/3	ECF82 10/6	EL91 .. 5/-	POC84 8/-	TP25 ..15/-	UF42 12/6	Y63 .. 7/6	OC78 ..17/-
5Z3 ..12/6	6L18 ..13/-	12AV6 12/3	35Z5GT 9/-	DK91 6/6	ECH21 23/3	EL95 10/6	POC85 9/6	TP26PP 13/3	UF80 10/6	Z63 .. 7/6	OC78D 17/-
5Z4G .. 9/-	6L19 ..23/3	12AX7 7/6	43 ..10/-	DK92 9/-	ECH35 6/6	EM34 9/6	POC88 18/-	U12/14 8/6	UF85 .. 9/-	Z66 ..17/6	OC81 ..18/-
6A8G .. 9/-	6LD20 15/11	12BA6 8/-	50C1 ..10/-	DK96 8/6	ECH42 9/-	EM71 23/3	POC89 11/6	U16 ..10/-	UF86 17/11	Z77 .. 4/6	OC170 35/-
6AC7 .. 4/-	6N7 .. 8/-	12BE6 9/-	50CD6G 36/6	DL66 17/6	ECH81 9/-	EM80 9/-	PCF80 8/-	U16/20 8/6	UF89 9/-	OC171 50/-
6AG5 .. 5/6	6P25 ..12/6	12BH7 21/3	50L6GT 9/6	DL68 15/-	ECH84 13/11	EM81 .. 9/-	PCF82 10/6	U19 ..26/-	UL41 9/-	MIDGET SILICONE RECTIFIERS. two in series give 240 v. at ½ amp. 10/6 ea. No larger than ¼ resistor!	OC200 54/-
6AK5 8/-	6P28 26/6	12J7GT 9/6	53KU 19/11	DL92 7/-	ECL80 9/-	EM84 10/6	PCF86 15/-	U22 .. 8/-	UL44 26/6	OC203 58/-
6AL5 4/-	6Q7G .. 6/6	12K5 17/11	72 .... 4/6	DL94 7/6	ECL82 10/6	EM87 8/-	PCL82 10/-	U24 29/10	UL46 14/6	XA101 23/-
6AM6 4/6	6R7G 10/-	12K7GT 5/6	78 .... 6/6	DL96 8/6	ECL83 19/3	EY51 9/-	PCL83 10/6	U25 17/11	UL84 8/6	XA102 26/-
6AQ5 7/6	6SA7GT 8/6	12K8 14/-	80 .... 9/-	DL410 10/6	EF9 23/3	EY63 16/7	PCL84 12/6	U26 ..10/-	UM4 17/3	XA103 15/-
6AT6 7/-	6SC7 .. 7/6	12Q7GT 5/-	83 ....15/-	DM70 7/6	EF80 20/-	EY86 9/-	PCL85 16/7	U31 .. 9/6	UM80 15/3	XA104 18/-
6AU6 10/-	6SL7GT 6/6	12SA7 ..8/6	85A2 ..15/-	EA50 2/-	EF22 14/-	EZ40 .. 7/-	PEN25 4/6	U33 ..26/6	URIC 16/7	XB102 10/-
6AV6 12/8	6SN7GT 5/6	12SC7 ..8/6	150B2 15/-	EA76 9/6	EF36 4/-	EZ41 .. 7/-	PEN45 19/6	U35 ..26/6	UU6 19/11	XB103 14/-
6B8 4/6	6SQ7GT 9/-	12SK7 6/-	185BT 23/3	EABC39 9/-	EF37A 8/-	EZ81 .. 7/-	PEN46 7/6	U37 ..26/6	UU8 ..26/6	XB104 10/-
6BA6 7/6	6U4GT 12/6	123K7 6/-	304 ..10/6			FC4 ..15/-	PL33 ..19/3	U45 .. 9/-	UU9 .. 7/6	XC101 16/-

Terms of business—Cash with order or C.O.D. only. Post/Packing charges 6d. per item. Orders over £3, post free. C.O.D. 2/6 extra. Any parcel insured against damage in transit for 6d. extra. We are open for personal shoppers. Mon.-Fri. 8.30-5.30. Sats. 8.30-1 p.m.

Latest catalogue of over 1,000 different valves, also metal rectifiers, volume controls, electrolytic condensers, transistors, germanium diodes, valve holders, and Hivac miniature valves, with full terms of business, price 6d.

All valves boxed, fully guaranteed, and new manufacturers' stock or government stores surplus.
First-grade goods only, no seconds or rejects. Please enquire for any type not listed. S.A.E. please.

DOUBLE BEAM 'SCOPE'

For D.C. & A.C. APPLICATIONS



Engineered to precision standards, this high-grade instrument is made available at the lowest possible price, incorporating the essential features usually associated with luxury instruments. This "SCOPE" will appeal particularly to Service Engineers and Amateurs. **A high gain, extremely stable differential Y-Amplifier** (30 mV/C.M.). Provides ample sensitivity with A.C. or D.C. inputs. Especially suitable for measurement of transistor operating conditions where maintenance of D.C. levels is of paramount importance. Push-Pull X amplifier; Flyback suppression; Internal Time base Scan Waveform available for external use; **pulse/output** available for checking **T.V. Line O/P Transformers**, etc.; Provision for external **X** and **Y** inputs; **P/P** and **CRT**. Brightness Modulation. A.C. mains 200/250 v. **£19/19/-** plus P. & P. 7/6 or **50/-** deposit, plus P. & P. 7/6 and 12 monthly payments of **33/4**.

FULL 12 MONTHS' GUARANTEE INCLUDING VALVES AND TUBE

ALIGNMENT ANALYSER TYPE MC12

A.C. MAINS 200/250 volts. Provides:— **"WOBBULATOR" (SWEPT FREQUENCY) OPERATION**, for FM/TV alignment linear frequency sweep up to 12 Mc/s. From 400 Kc/s—80 Mc/s. **CAPACITANCE MEASUREMENT.** Two ranges provided 0-60 pf. and 0-120 pf. **SPECIAL FACILITY** enables true resonant frequency of any tuned circuit I.F. transformer, etc. to be rapidly determined. Cash price **26/19/6** and 5/- P. & P. H.P. terms **25/-** deposit and 5/- P. & P. and 6 monthly payments of **21/6**.



CHANNEL TUNER

Will tune to all Band I and Band III stations. **BRAND NEW** by famous manufacturer. Complete with P.C.C. 84 and P.C.F. 80 valves (in series) **I.F. 16-19 or 33-38.** Also can be modified as an aerial converter (instructions supplied).
Complete with knobs.

32/6 Plus 3/6 P. & P.

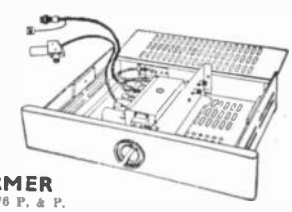

HEATER TRANSFORMER

To suit the above, 200-250 v. **6/-** plus 1/6 P. & P.

B.S.R. MONARCH UA8 with FUL-FI HEAD



4-speed plays 10 records 12in., 10in. or 7in. at 16, 33, 45 or 78 r.p.m. Intermixes 7in., 10in. and 12in. records of the same speed. Has manual play position; colour brown. Dimensions: 12¼in. × 10¼in. Space required above baseboard 4¼in., below baseboard 2¼in. Fitted with Ful-Fi turnover crystal head. **26/19/6.** Plus 5/- P. & P.

STEREO HEAD £7/19/6 Plus 5/- P. & P.

LINE E.H.T. TRANSFORMER

With built-in line and width control. 14 KV. Scan coil, 90° deflection, on ferrite yokes. Frame O.P. transformer 500 pf. 18 KV. smoothing condenser. Can be used for 14in., 17in. or 21in. tubes.

Complete with circuit diagram **29/6** Plus 4/- P. & P.

As Above, but for 625 lines **£2.10** Plus 4/- P. & P.

FOCUS MAGNET suitable for the above (state tube), 10/-. 2/6 P. & P.

MAINS TRANSFORMERS

All with tapped primaries 200-250 volts

0-160, 180, 200 v., 60 ma., 6.3 v. 2 amps., **10/6.** 280-0-280, 80 ma., 6.3 v. 2 amp., 6.3 v., 1 amp., **10/6.** 350-0-350, 70 ma., 6.3 v. 1 amp., 6.3 v. 2 amp., **10/6.** 250-0-250, 70 ma., 6.3 v., 2 amp., **10/6.** Postage and packing on the above 3/-.

SURFACE BARRIER TRANSISTORS

type SB 305, 15 Mc/s. **7/6** each.

100% AUDIO TRANSISTORS

5/- each.

BATTERY RECORD PLAYER AND AMPLIFIER

Incorporating 45 r.p.m. "Starr" motor, "Acos" crystal pick-up, 3 transistor push-pull amplifier complete with transistors. Output 500 milliwatts, **49/6** plus 3/6 P. & P.

SIGNAL GENERATOR



£6/19/6

Covering 100 Kc/s.-100 Mc/s. on fundamentals and 100 Mc/s. to 200 Mc/s. on harmonics. Metal case 10in. × 6¾in. × 5¾in., grey hammer finish. Incorporating three miniature valves and Metal Rectifier. A.C. Mains 200/250 v. Internal Modulation of 400 c.p.s. to a depth of 30%. Modulated or unmodulated R.F., output continuously variable 100 millivolts C.W. and mod. switch, variable A.F. output. Incorporating magic-eye as output indicator. Accuracy plus or minus 2%.
Or **25/-** deposit and 6 monthly payments of 21/6. Post & Packing 5/- extra.

SIGNAL GENERATOR

Coverage 120 Kc/s-230 Kc/s., 300 Kc/s-900 Kc/s., 900 Kc/s.-2.75 Mc/s., 2.75 Mc/s.-8.5 Mc/s., 8 Mc/s.-25 Mc/s., 16 Mc/s.-56 Mc/s., 24 Mc/s., 84 Mc/s. Metal case 10in. × 6¾in. × 4¼in. Size of scale 6¾in. × 3¾in. 2 valves and rectifier. A.C. mains 230-250 v. Internal modulation of 400 c.p.s. to a depth of 30 per cent. modulated or unmodulated R.F., Output continuously variable, 100 millivolts C.W. and mod. switch variable A.F. output and moving coil output meter. Grey hammer finish case and white panel. Accuracy plus or minus 2%. **£4/19/6**



Or 25/- deposit and 4 monthly payments **21/6**. P. & P. 5/- extra.

SIGNAL & PATTERN GENERATOR

£6/19/6 P. & P. 5/-.

Or **25/-** deposit. P. & P. 5/- and 6 monthly payments of **21/6**.
Coverage 7/6 Mc/s.-210 Mc/s. in five bands, all on fundamentals slow motion tuning audio output. 8 vertical and horizontal bars, logging scale. In grey hammer finished case with carrying handle. Accuracy ±1% A.C. mains 200-250 v.



CYLDON TURRET TELETUNER

I F 34/38 Mc/s. Brand new complete with biscuit for channels 2, 4, 8 & 9.

less valves **10/-** plus 2/6 P. & P.
(Valves required P.C.C., 84 & P.C.F. 80.)
Pair of knobs to suit above, 3/6.

3-TRANSISTOR POCKET RADIO

INCORPORATING MINIATURE SPEAKER
Plus GERMANIUM DIODE and PRINTED CIRCUIT
Size 3¼ x 4 x ⅞in.
Incorporating Ferrite Rod Aerial. Two Surface Barrier Transistors and one Audio. Tunable over medium and long waves.

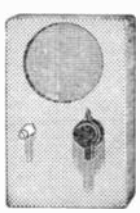

To build yourself **39/6** Plus 1/6 P. & P.
ALL PARTS SOLD SEPARATELY
Circuit diagram 1/6, free with kit.

All transistors guaranteed 100%

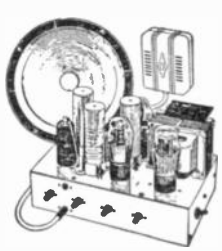

8 WATT PUSH-PULL AMPLIFIER

COMPLETE WITH CRYSTAL MIKE AND 8in. LOUDSPEAKER

A.C. mains 200/250 v. Size 10¾in. × 6¾in. × 2¾in. Incorporating 6 valves. H.F. pen., 2 triodes, 2 output pens., and rectifier. For use with all makes and types of pick-up and mike. Negative feed-back. Two inputs, mike and gram., and controls for same. Separate controls for Bass and Treble lift. Response flat from 40 cycles to 15 kc/s. ± 2db.; 4 db. down to 20 Kc/s. Output 8 watts at 5% total distortion. Noise level 40 db. down, all hum. Output transformer tapped for 3 and 15 ohm speech coils. For use with Std. or L.P. records, musical instruments such as Guitars, etc.

£4.19.6 Plus P. & P. 7/6.

PORTABLE AMPLIFIER

On printed circuit for A.C. Mains 200/250 v. Size 4in. x 3in. with tone and volume control. Valves: ECL82 and EZ80, 39/6. P. & P. 2/6

RADIO AND T.V. COMPONENTS (ACTON) LTD.

23A, ACTON HIGH STREET, LONDON, W.3

GOODS NOT DESPATCHED OUTSIDE U.K. ALL ENQUIRIES S.A.E. TERMS OF BUSINESS C.W.O.



CRYSTAL CALIBRATOR No 10
A crystal controlled heterodyne wavemeter covering 500 Kc/s. to 10 Mc/s. (Harmonics up to 30 Mc/s.) Requires 300 V. 15 mA. and 12 V. 0.3 a. D.C., but can be easily modified for 120 V. and 1.4 V. working. Size 7 x 7½ x 4in. Good condition, complete with valves, crystal, instruction manual and circuit. ONLY 59/6. Post 3/6. This item available complete as above.

BRAND NEW and with spare set of valves. £4/10/-, post 3/6.

CANADIAN CRYSTAL CALIBRATOR. Uses double crystal and multivibrator circuit to give "pips" at 1 Mc/s., 100 Kc/s. and 10 Kc/s. Incorporates Modulator. With book. 79/6, post 2/6.

TRANSMITTER TYPE 36. A complete 50 watt TX for phone or CW. Covers 10-40 Mc/s. (10-15-20m.). Crystal or stabilised VFO. Push-pull 807's plate and screen modulate parallel 807's. Tested and ready to plug into AC mains. Complete with 16 valves, handset, operating instructions and circuit. Wooden cabinets may be somewhat damaged. £15. Carr. England and Wales £2.

MOVING COIL PHONES. Finest quality Canadian with chamois ear-muffs and leather-covered headband. With lead and jack plug. Noise excluding and supremely comfortable. 19/6. Post 1/6. **MATCHING TRANSFORMER** (for Hi impedance) i.e. for HRO, CR100, etc., with standard jack plug. 4/6.

SELENIUM BRIDGE RECTIFIERS. Funnel cooled. A.C. Input 45 v. RMS. D.C., output 30 v. 10 amps. BRAND NEW. Boxed. 45/-. Post 3/6.

"C" CORE TRANSFORMERS. Pri. 230 v. 50 c.p.s. 510-0-510 at 275 mA. 375-0-375 at 83 mA. 6.3 v. at 9 A. 6.3 v. at 2A. (twice), 6.3 v. at 1A. (twice), 6.3 v. at 1.5A. 6.3 v. at 0.5A, 5 v. at 3A. 6¾ x 6 x 7¼in. high. Weight 25 lb. Removed from equipment but in perfect condition. 32/6. Carr. 5/6.

ADMIRALTY HT TRANSFORMERS Pri. 230 v. 50 c/s. 5ecs. 620-550-375-0 375-550-620 v. (620 and 550 v. 200 m/amps., 375 v. 250 m/amps.), plus two 5 v. 3 amp. rectifier windings. Total rating 278 VA. Upright mtg. Wt. 25lb. Made 1953. **BRAND NEW.** Original boxes. 45/-. Carr. 5/-.

CO-AXIAL RELAYS. 5imultaneously switch two separate inputs to alternative outputs. 24 volt D.C. coils (can be hand operated). Size (approx.) 5 x 3 x 3in., 6/6 post 2/-.



TRIPLETT METER MOVEMENT
This article consists of a basic 400 microamp meter movement mounted on a Bakelite panel 5¾ x 2¾. The dial is scaled as a 15 range Testmeter. A circuit and parts list of the original instrument is supplied.
BRAND NEW. Boxed. 35/-, post paid.

AR-88D RECEIVERS

A recent release enables us to offer these superlative receivers at most advantageous prices. In addition to those which have been completely overhauled, re-aligned and recalibrated to our usual high standards, there will be some available to personal shoppers who may have their own facilities for overhaul. Prices will be very reasonable. Customers contemplating mail order purchase can obtain full details on request. (5.A.E. please.)

RCA AR-88 SPEAKERS

A high quality 3 ohm unit fitted into heavy gauge black crackled steel cabinet, size 10¼ x 11¼ x 6in. Fitted with rubber feet and 6ft. lead. Ideal for extension speaker. CR 100, etc. In original cartons. BRAND NEW, 45/-. Post 3/6.

R 1475 RECEIVERS

Also known as receiver Type 88 these exceedingly versatile ex R.A.F. 11 valve receivers cover 2-20 Mc/s in four bands. Many unusual features such as 600 Kc/s. Xtal reference oscillator, Xtal controlled BFO, voltage stabiliser and variable selectivity are incorporated. The dial is exceptionally large and readable and sensitivity is of the order of 1 microvolt. In very good condition, complete with power unit (A.C. and 12 v.) and in working order. £12/10/-, carr. 10/-.

CANADIAN RECEIVER No. 52

1.75-16 Mc/s (19-170 m.) in three wavebands R.F., Mixer. Sep. Osc. 2 I.F.'s, Det/A.V.C., 1st Audio, Output. BFO (10 valves), plus a 3-valve dual Crystal Calibrator. Controls: R.F. Gain, I.F. Gain, Crash Limiter, C.W. Filter, Variable Selectivity, Slow and Fast Tuning and Osc. Vernier Tuning. Man. or A.V.C. BFO pitch control. Internal 3in. speaker and valve check meter. Power supply required 160 v. H.T., 12 v. L.T. Data and Circuit supplied. A really excellent receiver, £8/19/6, carr. 15/6. Power supply Unit, 59/6, carr. 5/6.

RECEIVERS R-1155B

A first-class 10-valve Communications receiver, covering 75 Kc/s. to 18 Mc/s. (16.2-4,000 m.) in 5 bands. The large scale and superior dual ratio slow-motion drive make tuning easy and the R.F. stage and 2 I.F. stages ensure world-wide reception. All the receivers we sell have been thoroughly overhauled, completely realigned and are in first-class working order. ONLY £9/19/6.

A.C. MAINS POWER PACK OUTPUT STAGE. In handsome black crackled steel cabinet to match the R-1155. Fitted with RCA 8in. speaker. Just PLUG IN and switch on! Only the finest quality components are used and we guarantee OUR power packs for 6 months. ONLY £6/10/-. Deduct 10/- when purchasing receiver and power unit together. Send 5.A.E. for further details or 1/3 for 10-page illustrated booklet giving technical data and circuits etc. (Free with each receiver). Add 10/6 carriage for receiver, 5/- for power unit.

LOUD-HAILER EQUIPMENT

IDEAL FOR CROWD CONTROL, FACTORIES, FETES, ETC. CONSISTS OF 4 SPEAKER UNITS AND CONTROL UNIT. COMPLETE WITH MICROPHONE, HEADPHONE AND SPARES. OPERATES FROM 12 VOLTS D.C. (OR 6 VOLTS A.C. WITH SLIGHTLY REDUCED OUTPUT) CONSUMING ONLY 8 AMPS. OUTPUT POWER 8 WATTS. ALL TESTED AND WORKING, BUT SLIGHTLY SOILED. A GENUINE BARGAIN. £4/19/6, CARRIAGE 25/6.

T.C.C. VISCONOL CONDENSERS. 8 mfd. 800 v. D.C. wkg. at 71 deg. C. CP152V. Size 3 x 1¾ x 5in. high. **BRAND NEW.** Boxed 8/6 each, post paid.
4 mfd. 600 v. wkg. CP 130T, 4/6 each, post paid.

MINIATURE RELAYS (ALL BRAND NEW and BOXED)
G.E.C., sealed, wire ends, 670 2M2B H/D M1095 ..... 8/6
G.E.C., sealed, wire ends, 670 Ω, 2 H/D makes, M1099 ... 15/-
G.E.C., sealed, wire ends, 5,000 Ω 2 c/o., plat., M1052 17/6
Siemens High 5peed, 1K+1K Ω, 1 c/over 10/6

GIANT COMPONENT PARCEL

Contains 100 ½ and 1 watt resistors, 50 Hi Stab resistors, wire wound resistors, carbon and W/W pots, 100 capacitors (mica, paper, 8prague, bias, variable, etc.), valveholders, tag strips, metal rectifiers, sleeving etc. All components are unused, **GUARANTEED VALUE, 25** - plus 2/6 post.

QQV06-40 37/6

PV1-35 32/6, 2D21 7/6, OC3 6/-, PT15 12/6, CV51(Y65) 5/-, 6F33 5/-, 2050 W. 7/6, 5126 £10, 5670 5/-, FW4/500 7/6. BRAND NEW in individual cartons. Bulk enquiries invited.

CHARLES BRITAIN (Radio) LTD.

11 UPPER SAINT MARTIN'S LANE
LONDON, W.C.2 *1EMple Bar* 0545

Near Leicester 5q. 5tation. (Opposite Thorn House)
Shop Hours: 9-6 p.m. (9-1 p.m. Thursdays). Open all day Saturday.

BC221 FREQUENCY METER 125 kc/s. to 20 mc/s.

£16/-/-

This crystal controlled heterodyne frequency meter is too well known to need further description. Those we offer are complete with correct individual calibration books and are carefully tested and guaranteed. Condition is very good.

CALLERS' CORNER

We have a large number of items which are remnants of lines previously advertised. The quantities remaining are either too few to warrant a further advert. or the articles may be slightly incomplete or require some servicing. We aim to dispose of these at give away prices.

Examples:—Multimeters from 50/-. A.C. mains power packs from 10/-. Valve testers from £5. Receivers from 50/-.

DON'T MISS THIS CHANCE

MARCONI IMPEDANCE BRIDGE. Type TF373. Measures, L, C & R at 1,000 Cycles. Accuracy 1%. 0-100H; 0-100μF; 0-1MΩ each in 5 ranges. Power Factor and "Q." Guaranteed £35.

HALLICRAFTER VIBRAPACK. Input 6 v. output 300 v. at 170 mA. Designed for 5X28 or 527. 5ize 6½ x 7 x 7in. **BRAND NEW, BOXED.** 29/6. Carr. 3/6.

PHILIPS RADIATION MONITOR. Type 1092C A portable self-contained instrument for measuring radio-activity, uses the Mullard MX-115 Geiger counter tube, and is scaled 0-10 milli-Rontgens per hour. 5upplied complete with carrying haversack. BRAND NEW. £17/10/-. Carr. 5/-. *Other types of radiation monitoring equipment in stock.*

MARCONI TF987/1 NOISE GENERATORS. Range 100 Kc/s. to 200 Mc/s. Determines noise factor of AM and FM receivers. Fully stablised H.T. supply A.C. mains operation. Brand new and in original boxes. £15. Carr. 7/6.

HEAVY DUTY SLIDER RESISTORS. 1.25Ω 20 A., 12/6, post 3/6. 1Ω 12 A., 8/6. **PRECISION RESISTORS.** A Megohm. 1% 1 watt wire wound, Ex-U.5.A. BRAND NEW. 10/6 per dozen.

D.C./A.C. CONVERTERS. Input 12 v. D.C. Output 230 v. 50 c/s. A.C. at 135 watts. Fitted with 0-300 v. A.C. 2½in. meter and slider resistor for voltage adjustment. In stout wooden carrying case with lid. Perfect working order. £9/19/6. Carr. 10/6.
24 v. Input 230 v. A.C. 50 c/s. 100 watts output. In grey metal case. BRAND NEW. 92/6. Carr. 7/6.

SANGAMO WESTON ANALYSER E772. A useful multi-range meter. Thoroughly overhauled and in perfect working order. For full details see previous adverts. £7/10/-. Carr. 4/6.

MICROAMMETERS

R.C.A. 0-500 microamps. 2½in. circular flush panel mounting. Dials are engraved 0-15, 0-600 volts. As used in the American version of the No. 19 set. BRAND NEW. Boxed. 15/-.

American 0-100 microamps. 2½in. square flush panel mounting. BRAND NEW. Boxed. 42/6.

MULTIMETERS



1,000 Ω/Volt A.C. and D.C. volts 0-10, 50, 250, 500 and 1,000. D.C. current 0-10, 0-100 mA. Ohms 0-2,000, 0-200K. Bakelite case size 5½ x 3½ x 2¼in. Fully guaranteed with test leads, prods and internal battery,

59/6

Bulk Buying means LOWEST PRICES **DELIVERY EX-STOCK**

HEAVY DUTY 20 AMP. L.T. SUPPLY UNIT



by S.T.C.

Normal cost over £100

Essential equipment for Electronic Engineering, research laboratories, schools. Ideal for battery charging, etc.

Guaranteed for 20 amps. **Output:** D.C. Variable up to 20 amps. and 24 v. or trickle charge 125/350/700 ampere hours.

Input: A.C. 100/260 v. 45/65 cycles.

Size: 16 x 24 x 32in. high.

In attractive Grey Cabinet.

£22 - 10 - 0

ex Warehouse

(Circuit diagrams and instructions loaned for 10/- deposit.)

VARIABLE TRANSFORMERS

Brand New



Output: (1.3kVA.) Completely Variable 0 to 260 volts 5 amps.

Input: 230 volts, 50/60 ~

A shrouded fully variable transformer for Bench or Panel mounting.

Size: approx. 6in. cube.

Weight: approx. 13 lb.

PRICE: Ridiculous, ONLY

£9 - 0 - 0

Supplied New and Boxed.

Also 10 amps, **£18.5.0** And 20 amps. **£32.10.0**

LATEST miniature

EXPORT ONLY

WALKIE TALKIE



SUPPLIED COMPLETE WITH CRYSTALS Accessories can be supplied to order at extra cost.



" 88 " sets—just released by Ministry of Supply. Produced to exacting specifications by leading manufacturers E. K. Cole & Co. this Transmitter/Receiver weighs only 5½lb. (approx.) and measures 3½in. x 5½in. x 9½in. It is a 4 frequency channel set, **crystal controlled,** 38-40/40-42 Mc/s., and operates from a Standard Dry Battery—HT/LT. 94/1.3 v. (i.e. Ruben Mallory Type 1). 14 of the current series of B7G valves are employed: 1-3A4, 6-1L4, 4-1T4, 1-1S5. 2-1A3. Each set is in first class condition.

Only **£10** Each.

Special quotations for quantities up to 3000 sets. **"22" SETS** ALSO—300 available only. New condition £10 each

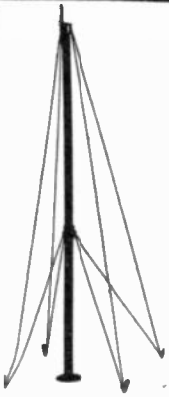

AERIAL MASTS

IMPROVED TYPE 50 Mk. 11

36ft HIGH

Kits comprise—six 2½in. dia. Tubular Steel Sections of 6ft. length, top-section and base Pickets, Guys and Fittings. **YOU** can purchase this normally expensive MAST for a fraction of its cost. Please add £1 for (returnable) wooden carrying case. The MAST is particularly suitable to take aerials for Tx., Rx., F.M. and TV (especially COMMERCIAL) and has many other uses. Extra 6ft. sections can be supplied at 17/6 per section.

£8.10.0 only Carr. 15/6.

U.S.A. Type 45ft. TELECOM. AERIAL MAST. (7 sections, 6ft. 8in. x 2½in., guys, etc.). This entirely complete set in carrying case 12½ Gns. Carr. 17/6. Or 2 sets for £25. Carr. extra. *British Manufacture only.*

ARMY TYPE 32FT. MASTS similar to above but 10 1in. screw-sections, suitable for permanent lightweight installation. Kit in canvas bag, £5/15/-. Carr. 7/6.

Limited Quantity 36ft. TELESCOPE MASTS. Finest quality brass. Non-rusting. Base diameter 2½in. Complete with hand-winding winch for easy, rapid extension; and cable-wire bracing stays. One of the best masts ever produced. Winds down to 9ft. **£35** EACH Carr. £1/10/-.

WORLD FAMOUS TELEPHONES

"F" TYPE

In Attractive Case





£7 - 10 - 0 per pair Carr. 9/-

The best portable telephone ever made. ORIGINAL COST £40! Range up to 5 miles. Ideal for FACTORIES, BUILDING SITES, FARMS, OFFICES. 2 perfect case sets complete with batteries, 100ft. cable (not to be confused with cheaper quality models).

D3 STRANDED TELEPHONE CABLE. New Mile Drum 85/-. Carr. 17/6.

Irongate (M.O.) COMPANY

Dept.(WW17), 2, IRONGATE WHARF ROAD, PRAED STREET, LONDON W.2

PADDINGTON 2231/2/3

C.R.T. BOOSTER TRANSFORMERS

For Cathode Ray Tubes having Heater/cathode short circuit and for C.R. Tubes with falling emission. Full installation instructions supplied.
Type A. Low Leakage windings. Optional Boost 25% and 50%. Tapped mains primaries:

2 volt	12/6 each
4 volt	12/6 each
6.3 volt	12/6 each
10.8 volt	12/6 each
13.3 volt	12/6 each

OUR LATEST SUPERIOR PRODUCT. Type A2. High Quality. Low capacity. 10/15 pf. Optional boost 25%, 50%, 75% ..... 16/6 each
Type B. Mains input. Low capacity. Multi-Output 2, 4, 6.3, 10 and 13 volts. Optional boost 25% and 50%. Suitable for all Cathode Ray Tubes 21/-.

RESISTORS. All preferred values. 20% 10 ohms to 10 meg., ½ w., 4d.; ½ w., 4d.; 1 w. 6d.; 1½ w., 8d. ; 2 w. 1/-.
HIGH STABILITY. ½ w., 1% 2/-. Preferred values 10 ohms to 10 meg. Ditto 5% 9d., 100Ω to 5 meg.

WIRE-WOUND RESISTORS (5 watt, 10 watt, 15 watt) — 25 ohms—10,000 ohms. 3/-, 1/6, 2/-
12,500 ohms.—50,000 ohms. 10 w. 3/-

WIRE-WOUND POTS. 3 w. Pre-set Min. T.V. type Knurled Slotted knob. All values 10 ohms to 25K. 3/- ea.; 30 K., 50 K., 4/-. Ditto ½ w. Carbon Track, 30 K. to 2 Meg., 3/-.
WIRE-WOUND POTS. 4 w., Standard size Pots, long Spindle High Grade. All values 50 ohms to 50 K. 6/6; 100 K., 7/6.
W/W EXT. SPEAKER CONTROL 10Ω. 3/-.

O/P TRANSFORMERS. Heavy duty 50 mA. 4/6. Multi-ratio push-pull 7/6. Miniature 3V4, etc. 4/6. Hygrade Push-Pull 10 watts, 15/6. Push-pull 20 w. 6 k. or 8 k. 30/-.
L.F. CHOKES. 15/10H 60/65 mA. 5/-. 10H 85 mA. 10/6. 10 H 120 mA., 12/6. 10H 150 mA., 14 -.

MAINS TRANSFORMERS 200/250 v. A.C.
STANDARD 250-0-250, 80 mA., 6.3 v. 3.5 a. tapped 4 v. 4 a. Rectifier 6 3 v. 1 a., tapped 5 v. or 4 v. 2 a. Ditto 350-0-350 ..... 22/6
MINIATURE 220 v. 20 mA., 6.3 v. 1 a. 10/6
MIDGET, 220 v. 45 mA., 6.3 v. 2 a. 15/6
SMALL, 200-0-200 50 mA., 6.3 v. 2 a. 17/6
STANDARD, 250-0-250, 65 mA., 6.3 v. 3.5 a. 17/6
HEATER TRANS., 6.3 v. 1½ a., 7/6: 3 amps. 10/6
GENERAL PURPOSE LOW VOLTAGE. Outputs 3, 4, 5, 6, 8, 9, 10, 12, 15, 18, 24 and 30 v. at 2 A. 22/6
AUTO. TRANS. 150w., 0, 10, 120, 200, 230, 250 v. 22/6

ALADDIN FORMERS and cores, ½in. 8d.; ¾in. 10d.
0.3in. FORMERS 5937 or 8 and Cans TV1 or TV2 2½in. sq. × 2½in. or ½in. sq. × 1½in., 2/- with cores.
SLOW MOTION DRIVES. Epicyclic ratio 6 : 1. 2/3.
SOLON. Midget Soldering Iron, 220/40 v. 25 w., 24/-.
MAINS DROPPERS. 3 × 1½in. Adj. Sliders .3 amp. 1,000 ohms 4/3. .2 amps. 4/3. .1 amp. 2,000 ohms 5/-.
LINE CORD. .3 amp. 60 ohms per foot, .2 amp. 100 ohms per foot, 2-way, 6d. per foot, 3-way 7d. per foot.

CRYSTAL MIKE INSERT by Acos 6/6
Precision engineered. Size only ½ × ⅜in.
ACOS CRYSTAL MIKE 40-39-1. ..... Bargain 25/-

MIKE TRANSF. 50 : 1, 3/9 ea., 100 : 1 Potted 10/6.
LOUDSPEAKERS PM. 3 OHM. 5in. Rola, 17/6.
8in. × 4in. Rola, 18 -. 7in. × 4in. R.A., 21/-.
10in. × 6in. Rola 27/6. 8in. Plessey, 19/6.
6½in. Rola 18/6. Pin. Rola, 21/-. 10in. R.A. 30/-.
HI-FI TWEETERS, 4in. 25/-. 12in. Plessey, 30/-.
12in. Baker 15 wt. 3 ohm and 15 ohm models, 90/-.
12in. Baker foam suspension 15 w. 15 ohm, £6.
12in. Baker Ultra Twelve £17/10, 20 c.p.s. to 25 k.c.s.

I.F. TRANSFORMERS 7/6 pair
465 kc/s, slug tuning miniature can 1½ × ½ × ½in. High Q and good bandwidth. By Pye Radio. Data sheet supplied
Weymouth I.F. Standard size 465 kc/s., 10/6 pair.

CRYSTAL DIODE G.E.C., 2/-. GEX34, 4/-. 40 Circuits 3/-.
H.R. HEADPHONES, 4,000 ohms, brand new, 15/- pair.
SWITCH CLEANER Fluid, squirt spout, 4/3 tin.
TWIN GANG CONDENSERS. 365 pf. Miniature, 1½in. × 1½in. × 1½in., 10/-. .0005 Standard with trimmers, 9/-; less trimmers 8/-. Midget 7/6: Single 50 pf. 2/6: 100 pf., 150 pf., 5/6. Solid dielectric 100, 300, 500 pf., 3/6.
VALVE HOLDERS. Pax. int. Oct. 4d. EF50, EA50, 6d. B12A, CRT, 1/3. Eng. and Amer. 4, 5, 6, 7 pin, 1/-.
MOULDED Mazda or Int. Oct. 6d. B7G, B8A, B8G, B9A, 9d. B7G with can, 1/6; B12A, 1/3; B9A with can, 1/9.
CERAMIC, EF50, B7G, B9A, Oct. 1/-. B7G, B9A cans, 1/-.
SPEAKER FEET. Gold Cloth 17in. × 25in., 5/-; 25in. × 35in., 10/-. Tygan 54in. wide, 10/- ft., 27in. wide 5/- ft. Brown, Green or Red. Samples S.A.E.
WAVECHANGE SWITCHES
2 p. 2-way, or 3 p. 2-way; short spindle 2/6
5 p. 4-way, 2 wafer, or 3 p. 11-w. 3 wafer, long spindle 6/6
2 p. 6-way, or 4 p. 2-way, or 4 p. 3-way, long spindle 3/6
3 p. 4-way or 1 p. 12-way, long spindle 3/6
Wave change **"MAKITS"** 1 wafer, 8/6: 2 wafer, 12/6: 3 wafer 16/-; 4 wafer, 19/6: 5 wafer 23/-; 6 wafer 26/6.
TOGGLE SWITCHES. S.P., 2/-; D.P., 3/6; D.P.D.T., 4/-.
MORSE KEYS, good quality. 2/6.
SUB-MINIATURE ELECTROLYTICS (15 v.), 1, 2, 4, 5, 8, 25; 50 mfd., 100 mfd.. 3/- each.

THE HI-GAIN BAND 3 PRE-AMP
Cascode circuit using Valve ECC84. 17db gain. Kit 29/6 less power; or 49/6 with power pack. Plans only 6d.
Also Band I version same prices.
(PCC84 Valve if preferred)

ARMSTRONG



AF/208 AM/FM RADIOGRAM CHASSIS
PRICE 22 GNS. CARRIAGE FREE
- Full VHF Band (87-108 Mc/s).
- Medium Band, 187-570 m.
- 5 watts Output.
- 15dB Negative Feedback. 7 Valves.
- Separate wide range Bass and Treble Controls
- 2 Compensated Pick-up Inputs.
- Frequency Response 30-22,000 c.p.s. ±2dB.
- Tape Record and Playback Facilities.
- Continental Reception of Good Programme Value.

For 3, 7½ and 15 ohm Speakers

MONARCH RECORD PLAYER



SAVE POUNDS

BUILD IT YOURSELF using
4-SPEED BSR
MONARCH AUTOCHANGER U.A.8
READY BUILT 3W. AMPLIFIER
HANDSOME PORTABLE CASE
HIGH FLUX 6in. LOUDSPEAKER
FULL INSTRUCTIONS supplied
Total Price Carr. and ins. 5/-. **£12 . 10 . 0**

RECORD PLAYER BARGAINS



4 Speed Autochangers, BSR, U.A.8	£6	15	0
Collaro Autochanger	£7	19	6
Garrard RC121 Mk. IID	£8	15	0
Garrard 209 Mone/Stereo	£10	10	0
4 speed Single Players:			
EMI Stereo or Monaural	£6	19	6
Garrard TA Mk. II	£8	8	0
Garrard 4 HF Transcription	£17	19	6

Garrard Stereo Heads £2 extra.

AUTOCHANGER ACCESSORIES
Suitable player cabinets (uncut boards) 49/6
Amplifier player cabinets with cut boards 63/-
2-valve amplifier and 6½in. speaker for above.. 79/6
Ready mounted on baffle 12in. × 7in., 3in. deep.
MINIATURE 3-STAGE HI-FI AMPLIFIER. A.C. only, 200-250 v. Valves ECL82 and EZ80. 3 watt quality output. Mullard tone circuits, bass boost, treble and volume controls. Separate engraved Perspex front panel with de luxe finish. Heavy duty output transformer, 3 ohm and shrouded mains transformer. Stove enamelled chassis size 6 × 5 × 3in. Bargain price £4/10/-. Circuit supplied.

CYLDON TURRET TELETUNER
I.F. 33/38 megs, complete with frame-grid valves. 30C1 and 30L15. (LT 16v. .3a.) With coils for channels 1 to 13. Includes F.M. Brand new, price 45/-, operating data and circuit supplied. Ideal for "P.T." Olympic.

VOLUME CONTROLS
Midget size:
Long spindle. Guaranteed 1 year. All values.
5 K. ohms up to 2 Meg. No switch 3/- D.P. 8w. 4/6
Linear or Log Tracks.

80 ohm Cable Coaxial
Semi air spaced, ½in. dia. Ideal Band III Losses cut 50% **6d.** yd.
FRINGE QUALITY AIRSPACED ... 1 - yd.

COAXIAL PLUGS .. 1/- **LEAD SOCKETS** .. 2 -
PANEL SOCKETS .. 1/- **OUTLET BOXES** .. 4/6
BALANCED TWIN FEEDER per yd. 6d., 80Ω or 300Ω.
TWIN SCREENED BALANCED FEEDER 1/6 yd. 80 ohms

ALUMINIUM CHASSIS. 18 s.w.g. Plain, undrilled, with 4 sides, riveted corners and lattice fixing holes with 2½in. sides 7 × 4in. 4/6: 9 × 7in. 5/9: 11 × 7in. 6/9: 13 × 9in. 8/6: 14 × 11in. 10/6: 15 × 14in. 12/6 and 18 × 16 × 3in., 16/6.

BLACK CRACKLE PAINT. Air drying, 3/- tin.
P.V.C. CONN. WIRE, coloured, single or stranded 2d. yd.
NEON MAINS TESTER SCREWDRIVERS, 5/-.
CORED SOLDER RADIOGRADE, 4d. yd., ½lb. 5/-.
PAXOLIN 1/16in. × 8in. × 10in., 1/6. **ION TRAPS** 5/-.

AMERICAN MAGNETIC RECORDING TAPE FERRODYNAMICS "BRAND FIVE"

5in. 600 feet	16/-	MYLAR DUPONT	
5in. 900 feet	18 6	Super High Fidelity	
5½in. 1,200 feet	23/6	Double Play	
7in. 1,200 feet	25/-	5in. 1,200 feet	37/6
7in. 1,800 feet	35/-	7in. 2,400 feet	60/-

Illustrated leaflet S.A.E.
Spare Reels, plastic, all sizes 3/-
"Instant" Bulk Tape Eraser and Head Defluxer, 200/250 v. A.C., 27/6. Leaflet S.A.E.

RECTIFIERS, RM1, 5/-; RM2, 6/-; RM3, 8/-; RM4, 16/-. RM5, 20/-; FC31, 27/6; 14A86, 17/6; 14A100, 21/-.
MINIATURE CONTACT COOLED RECTIFIERS, 250 v. 50 mA., 7/6; 60 mA., 8 6; 85 mA., 9/6; 200 mA., 21/-; 300 mA., 27/6; Full Wave 75 m.a., 9/6. 120 mA., 15/-.
COILS. Wearite "P" type 3/- each. Osmor Midget "Q" type adj. dust core from 4/- each. All ranges.
TELETRON. L. and M. T.R.F. with reaction, 3/6.
FERRITE ROD AERIALS. M.W., 8/9: M. & L. 12/6.
T.R.F. COILS. A/HF, 7/- pair. **H.F. CHOKES,** 2/6.

JASON F.M. TUNER COIL SET. 29/-. H.F. coil aerial coil. Oscillator coil two I.F. transformers. 10.7 Mc/s. Detector transformer and heater chokes. Circuit and component book, using four 6AM6 2/6. Complete kit FMT1 with Jason Calibrated dial and 4 valves, £6/5/-, or with New Jason Cabinet FMT2, £2 extra.

CONDENSERS. New Stock. .001 Mfd. 7kV. T.C.C., 5/6: 20 kV., 9/6. .1 mfd. 7 kV. 9/6. 100 pf. to 500 pf. Micas, 6d. Tubular 500 v. 0.001 to 0.05 mfd., 9d.; 0.1, 1/-; 0.25, 1/6; 0.5 1/9; 0.1/350 v., 9d.; 0.1/1,000 v., 1/9; 0.1 mfd., 2,000 v., 3/6; 0.001 mfd., 2,000 v., 1/9; 500 pf, 20 kV., 9/6.
CERAMIC CONDS. 500 v. 0.3 pf. to 0.01 mfd., 9d.
SILVER MICA CONDENSERS. 10% 5 pf. to 500 pf., 1/-; 600 pf. to 3,000 pf., 1/3.
CLOSE TOLERANCE (1±pf.) 2 pf. to 47 pf., 1/6. DITTO 1% 50 pf. to 815 pf., 1/9; 1,000 pf. to 2,000 pf., 2/-.
TRIMMERS. Ceramic 30, 50, 70 pf., 9d.; 100 pf. 150 pf., 1/3. 250 pf., 1/6. 600 pf., 750 pf., 1/9. Phillips, 1/- ea.

NEW ELECTROLYTICS. FAMOUS MAKES

TUBULAR		TUBULAR		CAN TYPES	
1/350 v.	2/-	50/350 v.	5/6	32/350 v.	4/-
2/350 v.	2/3	100/25 v.	2/-	100/270 v.	5/6
4/450 v.	2/3	250/25 v.	2 6	2,500/3 v.	4/-
8/450 v.	2/3	500/12 v.	3/-	5,000/6 v.	5/-
8/500 v.	2/9	8+8/450 v.	3/6	8+16/450 v.	5/-
16/450 v.	3/-	8+16/450 v.	3/9	32+32/350 v.	5/-
16/500 v.	4/-	8+16/500 v.	5/6	32+32/450 v.	6/-
32/450 v.	3/9	16+16/450 v.	4/3	50+50/350 v.	7/-
25/25 v.	1/9	16+16/500 v	6/-	64+120 350v.	11/6
50/50 v.	2/-	32+32 350v.	4/6	100+200/275v.	12/6

FULL WAVE BRIDGE SELENIUM RECTIFIERS, 2, 6 or 12 v. 1½ amp., 8 9: 2 a. 11 3: 4 a., 17/6: 6 a., 22/6.
CHARGER TRANSFORMERS. Tapped input 200/250 v. for charging at 2, 6 or 12 v., 1½ a., 15/6: 2 a., 17/6: 4 a., 22/6. Charger circuit free. **AMMETERS,** 4 a., and 5 a., 13/6.

VALVES NEW and boxed — 90 day guarantee

1R5	7/6	6L6G	10/6	EA50	1/6	EY51	9/6
1S5	7/6	6N7M	6/6	EABC80	8/6	kY86	10/-
1T4	6/-	6Q7G	7/6	EB91	6/-	HABC80	12/6
2X2	3/6	68A7M	6/-	EBC33	8/6	HVR2A	6/6
3S4	7/6	68J7M	6/6	EBC41	8/6	MU14	9/-
3V4	7/6	68N7	6/6	EBF80	10/-	P61	3/6
5U4	7/6	6V6G	6/6	ECC84	9/6	PCC84	9/6
5Y3	7/6	6X4	7/6	ECF80	9/6	PCF80	9/6
5Z4	9/6	6X5	6/6	ECH42	10/6	PCL82	11/6
6AM6	5/-	12A6	7/6	ECL80	10/6	PEN25	6/6
6BE6	7/6	12AT7	8/-	ECL82	10/6	PL82	10/6
6BH6	9/6	12AU7	8/-	EF39	5/6	PY80	7/6
6BW6	9/6	12AX7	8/-	EF41	9/6	PY81	9/6
6D6	6/-	12BA6	8/6	EF50	5/6	PY82	7/6
6FG6	7/6	12BE6	8/6	EF80	8/-	SP61	3/6
6H6GT	3/6	12K7	6/6	EF86	14/6	UBC41	9/6
6J5	5/6	12Q7	6/6	EF92	5/-	UCH42	9/6
6J6	5/6	35L6	9/6	EL32	5/-	UF41	9/6
6J7G	6/6	35Z4	7/6	EL41	9/6	UL41	9/6
6K6GT	6/6	80	9/6	EL84	8/6	UY41	8/-
6K7G	5/-	807	5/3	EZ40	7/6	U22	8/-
6K8G	7/6	954	1/6	EZ80	7/6	U52	7/6

RADIO COMPONENT SPECIALISTS

48-HOUR MAIL ORDER
337 WHITEHORSE RD.
WEST CROYDON
THO 1665 Buses 133 or 68

POSTAL SERVICE 1/- OVER £2 FREE. C.O.D. 1/6. (EXPORT C.W.O. POST EXTRA.) Wed. 1 p.m.

YOUR *Golden* OPPORTUNITY FOR BARGAINS

TAPE DECKS

COLLARO STUDIO TAPE TRANSCRIPTOR

3 motors, 3 speeds: 1⅞, 3¾, 7½ i.p.s., take 7in. spool. Push-button controls. PRICE £12/12/-. Tape extra. Carr. & ins. 5/6.

COLLARO Mk. IV TAPE TRANSCRIPTOR

Four heads. Twin track operation. Pause control. Tape measuring and calibration device. Two motors. Fast re-wind. 7in. tape spool. 3 speeds. 3¾in., 7½in. and 15in. per sec. Finish cream polystyrene cover plate with maroon control. Delivery from stock, £16/19/6.

LATEST B.S.R. "MONARDECK" SINGLE SPEED

3¾ i.p.s., takes 5¾in. spools. Simple controls, £8/8/-. Tapes extra. Carr. & ins. 5/6.

RECORDING TAPES

Plastic reel 7in. 1,200ft. Tape. Top quality, 23/- each.
5in. reel, 600ft. 12/9

CLAROSTAT WIRE WOUND Potentiometers with single pole switch. Values available: 2.5Kohm, 25Kohm, 50Kohm, 100Kohm, 2/6 ea.

PICK-UP CARTRIDGES

Garrard GC2/PA	15/6
Acos GP65	15/6
Collaro T & P	15/6
BSR TC8S Stereo	37/6

ELSTONE OUTPUT TRANSFORMERS. MR/7 Multi-ratio Output Transformer, rating 10 watts, max. primary current each half, 80 ma., 14 single-ended ratios, 11 push-pull. PRICE 23/-.

POTENTIOMETERS. Less switch 500Kohms, 100Kohms, 1/- each. Single pole switch, 5K, 10K, 25K, 50K, 100K, 250K, 2/6 each. Claroscat type 58, 3 watt wirewound, 50 ohms, 100 ohms, 250 ohms, 500 ohms, 1,000 ohms, 5,000 ohms, 25,000 ohms, 50,000 ohms, 7/6 each.

HENLEY SOLON SOLDERING IRONS. 65 watt, with oval bit, 29/- each; 65 watt, with pencil bit, 30/8 each; 25 watt, instrument model, 24/- each.
All spares available from stock.

SPECIAL MAINS DROPPER RESISTORS

	As used in	Price
SMD1	Philips 209U	6/3
SMD2	Bush DAC81, DAC90 and DAC 12	11/3
SMD3	Philips 200U, 205U and Stella ST101	1/3
SMD4	Philips 290U and Stella ST100	1/3
SMD5	Bush DAC90A, DAC10 and DAC11. Ekco U76, U109	5/3
SMD6	Ultra Twin 50	5/3
SMD7	Ultra Twin 50	5/3
SMD8	Ferguson 983 and 988	9/-
SMD9	Ekco T205, T164 and T174	2/6
SMD10	Ferguson 983T, Philco BT1412 and BT1551...	9/-
SMD11	KB FP151	5/3
SMD12	Post-war Double Decca	5/3
SMD13	Marconi T18DA.....	7/6
SMD14	Philips 121U, 210U ...	6/-
SMD15	Philips 141U and Stella ST105U	5/3

MICROPHONES

★ **Acos mic., 39/1.** Crystal stick microphones for use as a hand, desk or floor stand unit. Listed at 3 gns. OUR PRICE 39/6. Table Stand 7/6 extra. Floor stand adaptor, 12/6 extra.
★ **Acos mic. 40,** as supplied with modern tape recorders with a folding rest and 8ft. lead. Listed at £1/15/-. OUR PRICE 19/6.
★ **GBS Microphone,** pencil stick type fitted with muting switch, 42/-.
★ **T.S.L. Crystal "Stick" microphone,** Model MX3, for general purpose use, complete with table stand, 45/-.
★ **T.S.L. Moving Coil Microphone,** for high or low impedance. Brown and cream plastic case with a fold-in cable rest, 6ft. cable and a standard 3-way connecting continental plug, £4/4/-.

VALVES BY RETURN POST

AZ1 ... 10/-	EM34 ... 9/6	U10 ... 9/6	5V4 ... 11/6	6X4 ... 7/6	
AZ31... 10/-	EM80 ... 9/6	U25 ... 13/6	5Y3G ... 8/-	6X5G ... 7/-	
DAF96 8/-	EM81 10/6	U26 ... 10/-	5Y3GT 7/6	6X5GT 7/-	
DF96 ... 8/-	EY51 ... 9/6	U50 ... 8/-	5Z4G... 9/-	6/30L2 12/6	
DK96 ... 8/-	EY86 ... 10/-	UABC80 9/-	6A7 ... 10/-	7B6 ... 10/6	
DL96 ... 8/-	EZ40 ... 7/6	UAF42 9/6	6A8G ... 9/-	7B7 ... 8/6	
EABC80 9/-	EZ41 ... 7/6	UBC41 8/6	6AK5 ... 5/-	7C5 ... 8/-	
EAF42... 9/6	EZ80 ... 7/-	UBC81 11/4	6AL5 ... 4/-	7C6 ... 8/-	
EB91 ... 4/6	EZ81 ... 7/-	UBF80... 9/-	6AM5 7/6	7H7 ... 8/-	
EBC3 ... 5/-	FC13 ... 5/-	UCC8410/11	6AM6 ... 4/-	757 ... 9/6	
EBC33 ... 6/9	FW4/500	UCC85 9/6	6AQ5 ... 7/6	7Y4 ... 8/6	
EBC41 8/9	10/-	UCH42 9/6	6AT6 ... 3/6	10F1 ... 12/6	
EBF80... 9/9	GZ32 11/6	UCH81 9/6	6BA6 ... 7/6	10P13 23/3	
EBF89... 9/6	HL23DD 8/6	UCL82 11/6	6BE6 ... 7/6	12A6 ... 5/-	
ECC81... 8/-	HL42DD	UCL83 13/6	6BH6 ... 9/-	12AH8 12/-	
ECC82 7/6	10/-	UF85 ... 9/-	6BJ6 ... 9/-	12AT7 ... 7/6	
ECC83 9/-	KT2 ... 5/-	UF89 ... 9/-	6BW6 9/-	12AU7 ...8/-	
ECC84 10/-	KT33C 8/6	UL41 ... 9/-	6C4 ... 4/6	12AX7... 8/-	
ECC85... 9/6	KT61 ... 13/6	UL84 ... 9/-	6C5GT 6/6	12BA6... 9/-	
ECF80 12/-	KTW61 6/6	UU6 ... 10/-	6C6 ... 5/-	12BE6... 9/-	
ECF82 10/6	MX40 12/6	UY85 ... 7/-	6D6 ... 5/-	12C8 ... 7/-	
ECH42 9/6	**VALVES**	VP23 ... 6/6	6F6G ... 7/-	12J7GT 10/6	
ECH81 9/-	OZ4 ... 5/6	VR105/30 8/-	6F6M 7/6	12K7GT 6/6	
ECL80... 9/6	PCC84... 8/6	VR150/30 7/6	6J5GT 5/-	12K8GT 13/6	
ECL82 10/6	PCC85 11/6	VU39(MU	6J5M ... 6/6	12K8M 13/-	
VALVES	PCF80 8/9	12/14) 8/9	6J6 ... 5/6	12Q7GT 6/6	
EF6 ..... 5/-	PCF82 11/6	Y63 ... 7/6	6J7G ... 6/6	125K7 ... 6/-	
EF41 ... 9/6	PCL83 13/6	IA7GT 13/6	6K7G ... 4/-	125L7... 8/-	
EF50 ... 5/-	PL36 ... 13/6	IC2 ... 11/6	6K7M ... 6/9	125N7GT	
EF50SYL 7/-	PL81 ... 11/-	IC5GT 12/6	6K8G ... 6/6	10/-	
EF80 ... 7/-	PL82 ... 8/6	IH5GT 9/-	6K7GT 5/9	15D2 ... 7/9	
EF85 ... 7/-	PL83 ... 9/6	IN5 ... 10/6	6K8GT 10/-	25A6 ... 9/-	
EF86 ... 12/6	PX25 12/6	YR5 ... 7/6	6L6G... 8/-	25L6GT 10/-	
EF89 ... 8/9	PY80 ... 7/6	I55 ... 6/6	6L6M ... 9/6	25Z4 ... 9/6	
EF91 ... 5/9	PY81 ... 8/6	IT4 ... 5/6	6L18 ... 11/6	25Z5 ... 8/-	
EF91 (BVA)	PY82 ... 7/-	3D6 ... 5/-	6N7GT 7/6	25Z6... 10/-	
9/-	PY83 ... 8/6	3Q4 ... 7/6	6Q7G ... 7/6	30FL1 10/6	
EF92 ... 6/-	PEN4VA	3Q5GT 9/6	6Q7GT 9/6	30L15 23/3	
EK32 ... 7/-	10/-	354 ... 7/6	6SK7 ... 6/-	30P4 ... 15/-	
EL32 ... 4/6	PEN25 6/-	3V4 ... 8/-	6SL7GT 8/-	30P12 12/6	
EL33 ... 14/-	PEN45... 8/-	**VALVES**	6SN7GT 7/6	30PL1 12/6	
EL41 ... 9/-	5P4 ... 5/-	4D1 ... 3/-	6U4GT 12/-	35L6GT 10/-	
EL84 ... 9/-	TH30C 5/-	5R4GY 9/6	6V6G ... 6/-	25Y5 ... 9/9	
EL91 ... 4/6	TP22... 10/-	5U4G ... 6/-	6V6GT 7/9	35Z4GT 8/-	
				42 ..... 8/-	
				35Z5GT 9/-	
				50L6GT 8/6	
				75 ..... 10/6	
				80 ..... 8/6	
				142BT... 3/6	
				210DDT 4/6	
				210VPT 3/6	

P.W. TRANSISTOR SUPERHET (Printed Circuit Version)

All components available from stock. Complete kit £9/15/-.
Full detailed shopping list, point to point wiring diagram, fully illustrated 1/6
Coil Set (Osc. and 3 I.F.T.s)..... 22/6
Driver Transformer..... 11/6
Output Transformer..... 10/6
Ferrite Rod Aerial..... 10/-
Printed Circuits 9/-
OO Gang Condensers..... 11/-
Volume Control V.C. 1545..... 10/6
Switch 3/6
Hardware Kit 4/6
Transistors (set of 6 plus crystal diode GD9)..... 70/-
Speaker 19/10
Case 7/6
Complete Kit of Condensers..... 15/-
Complete Set of Resistances..... 6/6
Trimmers (2) 2/8
All above components are brand new and are fully guaranteed.

RECORD PLAYERS

AUTOMATIC RECORD CHANGER UNITS

BSR "Monarch" UA8. 4-speed unit with B5R FULFI cartridge, £6/15

BSR "Monarch" UA8. As above but fitted with B5R FULFI 5TEREO cartridge £6/19/6

Garrard 210 Automatic Record Changer. 4-speed. Will take 8 records 10in. and 12in. Arm wired for Stereo. Fitted MPM5 Head Moulding with GC8 Monaural cartridge £10/19/6

BSR "Monarch" UA14. 4-speed unit in two-tone grey £7/19/6

Garrard RC120 Mk. 2, 4-speed unit with manual control to enable records to be played singly. Fitted GC2 cartridge £6/19/6

SINGLE PLAYERS

GARRARD

Model TA/Mk. II, 4-speed single player. Die-cast aluminium pick-up with GC2 cartridge. Automatic stop. 9½in. diameter turntable, £8/10/4.

COLLARO JUNIOR

4-speed turntable and pick-up. Complete with crystal cartridge and sapphire styli. Finish cream with maroon turntable mat and speed control. PRICE 75/-, or turntable and motor only at 52/5. Pick-up only 27/6.

EMI 985 TURNTABLE UNIT for the Home Constructor. Robust and Reliable. Heavy 8¾in. dia. metal turntable. Ivory finish with attractive turntable mat in brown. 5haded pole 200/250 v. motor. Matching pick-up with GP67/2. PRICE 88/6. Post 2/6.

LOUDSPEAKERS

ALL BRAND NEW

2½ square Rola C25	26/10
2½in. square EMI	18/6
4in. square Elec Tweeter	12/6
5in. round Plessey with O.P.T.	16/6
6½in. round Celestion	17/6
8in. round Richard Allen	18/6
10in. round Elec.	25/-
12in. round Plessey	29/6
6in. x 4in. Plessey	19/6
7in. x 4in. Plessey	19/6
8in. x 4in. Celestion and Richard Allen	19/11
10in. x 6in. Celestion & Plessey	21/-
12in. Heavy Duty.....	105/-

CATALOGUE

OUR 1961 CATALOGUE IS NOW AVAILABLE. PLEASE SEND 1/- IN STAMPS FOR YOUR COPY. TRADE CATALOGUE ALSO AVAILABLE. PLEASE ATTACH YOUR BUSINESS LETTER HEADING.

ALPHA RADIO SUPPLY CO.

103 LEEDS TERRACE, WINTOUN STREET, LEEDS 7

TERMS: Cash with order or C.O.D. Postage and packing charges extra, as follows: Orders value 10/- add 1/-; 20/- add 1/6; 40/- add 2/-; £5/5/- add 3/-, unless otherwise stated. Minimum C.O.D. fee and postage 3/-.
Full terms of business see inside cover of our catalogue.
Personal shoppers 9 a.m. to 5 p.m. Monday to Friday. Saturday 10 a.m. to 1 p.m.

GEE BROS. (RADIO) LTD.

15 LITTLE NEWPORT STREET, LONDON, W.C.2. *GER. 6794/1453*

ADJOINING LEICESTER SQ. TUBE STATION—Open 9-6 Weekdays. 9-1 Sat.

SUPER QUALITY

RECORDING TAPES



600ft. 5in. 12/6
1,200ft. 5¾in. 19/6
1,200ft. 7in. 19/-
1,800ft. 7in. 29/-
2,400ft. 7in. 48/-

Many other types available including "Scotch," "EMI" etc. Send s.a.e. for our huge money saving literature on Tapes and Accessories.

COLLARO "STUDIO" TAPE TRANSCRIPTORS. Brand new in original cartons. 3 speeds. 1⅞, 3¾, 7½ i.p.s. 3 motors, digital counter, etc. Complete with 7in. tape, instructions and fixings. A.C. 200/250 v. operation. **SPECIAL PRICE £12.** Carr. paid

RECORDING WIRE, ¼lb. spools, 3¼in. dia. New and unused, 12/6. P. & P. 1/-.

JONES PLUGS & SOCKETS
4, 6, 8, 10 and 12 way Available ex-stock. Also PAINTON (miniature Jones).
Competitive prices on request.

S.T.C. SELENIUM METAL RECTIFIERS. F/B, FOR BATTERY CHARGERS, ETC. NEW AND FULLY GUARANTEED

6 or 12 v. 1 amp.,	5/-;	24 v. 1 amp.	10/-;
12 v. 2 amp.	7/6;	24 v. 2 amp.	15/-;
12 v. 2½ amp.	12/6;	24 v. 3 amp.	25/-;
12 v. 4 amp.	15/-;	24 v. 4 amp.	30/-;
12 v. 6 amp.	20/-;	24 v. 6 amp.	32/6;
12 v. 10 amp.	35/-;	24 v. 10 amp.	70/-.

R.C.A. AR88-D RECEIVER
Mint condition. Freq. coverage 540 Kc/s., 32 Mc/s. £50. Carr. 20/-. Also L.F.'s available. Freq. coverage 75-550 Kc/s., 1.5-30 Mc/s. £45. Carr. 20/-.

10-LINE TELEPHONE SWITCH-BOARDS. For the complete control of 10 extensions (Tele. "F" etc.). Complete with jacks, leads and operator's hand set. Good condition. **£9/19/6.** Carr. 10/6.

TELEPHONE SETS (TELE "F") Housed in Bakelite cases, complete with built-in ringing generators and batteries. Ideal between two or more positions up to practically any distance. Tested before despatched. ONLY 70/-. P. & P. 3/6. 2 sent for **£6/10/-.** Carr. paid.

TELEPHONE CABLE. Twin one-mile drums (Don 8), £5. Carr. 20/-. Single one-mile drums (Don 3), 50/-. Carr. 7/6.

AIRBORNE TRANSMITTER RECEIVER TYPE 1986. A mobile 10-channel crystal controlled V.H.F. Tx/Rx. covering 124.5/156 Mc/s. I.F. bandwidth 23 kc/s. Complete (less external attachments) in metal case, with all valves and 24 v. rotary power unit. Used but in first-class condition. ONLY **£8/10/-.** Carr. paid. Also, complete with control box and all necessary connecting leads, **£12.** Carr. paid.

A.C.-D.C. RECTIFIER POWER SUPPLY UNITS

110/230 v. A.C. 50 cycles input, 100/110 v. D.C. output, max. 2½ amp. Brand new and unused. **£4/10/-.** Carr. 7/6.

230 v. A.C. 50 cycles input. 200/220 v. D.C. output at 3/4 amps. approx. Good condition. **£10.** Carr. 10/-.

200/250 v. pri. 110 v. sec. at 4 amps. max. Brand new and unused. **£8/10/-.** Carr. 10/-.

Type 67. 200/230 v. A.C. 50 cycles input, 240-0-240 v. D.C. output at 1½ amps. (Valve rectification.) Fitted with switch fuses, regulator and overload controls. Brand new in maker's original crates. **£10.** Carr. 10/-.

C.M.G. 25 PHOTO CELLS (OSRAM). Brand new, 12/6. P. & P. 1/-.

HEAVY DUTY REGULATING RESISTOR. 0.25 ohm. 200 amps. Wheel control. **£4/15/-.** Carr. 10/-.

CONDENSER, oil filled. 240 mfd. 230 v. A.C. or 600 v. D.C. Made in U.S.A. Size 21in. x 5¾in. x 9in. Brand new in original cases, **£7/10/-.** Carr. 5/-.

TRANSFORMERS

MAINS ISOLATING TRANSFORMER (Gresham). Pri. 230/250 v. Secs. 240-0-240 v. 1.5 amps., 5 v. 12.5 amps. Potted. Size 7in. x 7¼in. x 10¼in. Weight 50lb. Ideal for obtaining TWO ISOLATED 240 v. lines at 360 watts each. Perfect condition. **80/-.** Carr. 10/-.

L.T. TRANSFORMERS for Battery Chargers etc. All Pri. 200/250 v. Tapped 50 cycles. Type 048B. Sec. 24, 30, 36 v. 6 amps. 4 x 4 x 4in. **£2/9/6.** Type 066A. Sec. 18, 24, 30, 36 v. 8 amps. 4 x 4 x 5in. **£3/19/6.** Type 053A. Sec. 12, 24, 30 v. 10 amps. 4 x 5 x 5in. **£4/4/-.** Carr. 3/6 each item.

AUTO TRANSFORMERS. 0-110, 205, 225, 245 v. Fully shrouded. Terminal block connectors.
Type 063A. 500 w., 4 x 5 x 5in. **£3/7/6.** Carr. 3/6.
Type 064A. 750 w. 4 x 6 x 5in. **£3/17/6.** Carr. 3/6.
Type 065A. 1,000 w. 4 x 7 x 5in. **£4/17/6.** Carr. 5/-

6 kV/A AUTO TRANSFORMER. 250/110 v. 50 cycles (fully tapped primary and secondary). Capable of 25% over actual rating. Brand new and unused, **£15.** Carr. 20/-.

20 kV/A AUTO TRANSFORMER. 230/115 v. 50-60 cycles, by Jefferies Transformer Co., U.S.A. Perfect condition, **£20.** Carr. 20/-.

E.H.T. TRANSFORMER. 8,000-0-8,000 at 400 mA. Primary 230 v. 50 cycles. Oil filled. New and in original crates. **£25.** Carr. 10/-.

QUALITY TEST EQUIPMENT

UNREPEATABLE OFFER OF THE POPULAR

TAYLOR VALVE TESTER Model 47A. Input 200-250 v. A.C. Will test English and American valves with filaments from 1.4 v. to 117 v. Perfect condition. Complete with full instruction manual, **£12.** Carr. 5/-. Also MODEL 45A available at £10. Carr. 5/-.

WAVEMETER CLASS D. Freq. band 1,900 Kc/s. to 8,000 Kc/s. (158-37.5 metres) in two ranges, 1,900 Kc/s.-4,000 Kc/s. also 4,000 Kc/s.-8,000 Kc/s.. Supply 6 v. D.C. input. Complete with twin crystal, spare vibrator, headphones, original instruction manual and transit case. As new, **£5/5/-.**



BRIDGE MEGGERS. Evershed and Vignoles Series 2 in perfect condition. 250 v. **£22.** Carr. paid. Leather case available at 20/- extra.

MARCONI SIGNAL GENERATOR, TYPE TF511-F/1. Covering 10-18 Mc/s., 33-58 Mc/s., 150-300 Mc/s. In very good condition. Complete with full technical data and instructions. Unrepeatable at only **£12/10/-.** Carr. 20/-.

BRAND NEW CRYSTAL CALIBRATOR No. 10. (Battery powered 1.4 v. valves.) Complete with full working instructions, circuit diagram, carrying haversack, connecting lead and spare valves. Frequency range: 1.5 to 10 Mc/s. (nominal) but can actually be used up to 30 Mc/s. Weight 5lb. Size 7 x 7½ x 4in.



As fully described in "Practical Wireless," Dec. issue, pages 691-693. ONLY **£4/17/6.** P. & P. 2/6.

MULLARD BRIDGE. Type GM. 4140/1. Mains operated from 100-250 v. A.C. Will test resistances from 0.1 ohm to 10 megohms and condensers from 10pf. to 10mfd. Good condition and complete with instruction booklet. **£6/19/6.** P. & P. 2/6.

G.P.O. RACKS
19in. Heavy duty all steel Standard drilling.
5ft. 6in. angle uprights.
£3/10/-. Carr. 15/-.
6ft. channel uprights. **£5.** Carr. 15/-.

50-WATT EX-GOVT. AMPLIFIER. Type III with 4-KT66/s in paralleled push-pull, Standard 200-250 v. A.C. input. Output imped. 600 ohms Line. High imp. gram. and mike input. Bass boost control fitted. Quality amplifier housed in strong metal case, ready for use. Terrific performance, **£25.** Carr. £1.

12 VOLT D.C. AMPLIFIER (Parmeko, Ardente) As new, 15 watt output with 2-EL35's in push-pull Mike and gram. inputs, tapped output transformer, **£9/19/6.** Carr. 10/6.
(Suitable hand microphone for above 30/- extra).

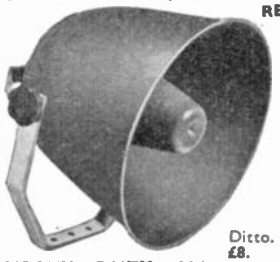

RE-ENTRANT LOUD HAILERS (Ex-Govt.) Heavy duty 20 watts all-metal 15 ohms. Diameter 15in., length 15in. (approx.) good cond. **£6/10/-.** Carr. 10/-. Ditto. Brand new, **£8.** Carr. 10/-.

HEAVY DUTY ALL STEEL TRIPOD STANDS (as illus., Sept. issue). Adjustable every 6in. to approx. 9ft. 6in. when fully extended (Folds up to only 4ft. 6in. for storage). Suitable for outdoor speakers, public address systems, flood-lighting, etc. OUR PRICE **£3/10/-.** Carr. 5/-. (Ideal stand for the above loud hailer.)

BAKERS "SELHURST" SPEAKERS ALL BRAND NEW

SPECIAL NEW ARRIVAL! "15in. VISCOUNT AUDITORIUM." 15 ohms at 400 c.p.s., 35 watts. Flux density 18,000. **OUR PRICE £15.**

"12in. P.M." 15 ohms, 15 watts, 30-14,000 c.p.s. Our price **£4/10/-.**

"AUDITORIUM" 12in., 15 ohms, 12 watts. 35-16,000 c.p.s. Flux density 14,500. OUR PRICE **£7/10/-.**

"SUPER HI-FI 25" 12in., 15 ohms, 25 watts. 25-20,000 c.p.s. Flux density 17,600. OUR PRICE **£9/9/-.**

Full descriptive specification available. S.A.E.

EXPONENTIAL HORNS by famous manufacturer of P.A. systems, 15 watt, 25in. long, 20in. square flare, 15 ohms speech coil. (Tannoy). Good condition. **£7/10/-.** Carr. 10/-.

NEW P.M. HEAVY DUTY SPEAKERS. Complete with O.P. trans., in all steel blue-grey double grilled cabinet. 6in. 30/-. 8in. 32/6. Carr. 3/6 ea.



TRUVOX/TANNOY LOUD-HAILERS With 180 ohm line transformer and condenser. Impedance 7½ ohms, handling capacity 8 watts. Complete in slope-front wooden case. Brand new **27/6.** Carr. 4/6.

ROTARY CONVERTER. 24 v. D.C. input. 230 v. A.C. output at 250 watts. Complete with starting switch. New and unused. **£15.** Carr. 7/6.

ROTARY CONVERTER. 24 v. D.C. to 230 v. A.C. 50 cycles, 150 watts. Brand new and unused. **£8/10/-.** Carr. 7/6. Ditto, 100 watts **£6/9/6.** Carr. 7/6.

ROTARY CONVERTER. Ex-Govt. 12 v. D.C. input, 230 v. A.C. output 50 cycles at 135 watts. Complete in carrying case with lid. Voltage control sliding resistance, mains switch and 0-300 v. A.C. flush meter. In good condition. **£10.** Carr. 10/-.
Motor only, without case, etc. Brand new and unused. **£8/10/-.** Carr. 5/-.

NEW AND UNUSED ACCUMULATORS.



Miniature Lead Acid Accumulators. 12 v. 0.75 A.H. Size 4 x 3 x 1¼in. Wgt. approx. 2lbs. 22/6.
2 v. 1.5 A.H. Size 4 x 1¼ x 1in. Wgt. approx. ¾lbs. 6/6.
12 v. 100 A.H. (75 actual) **£4/10/-.** Carr. 8/6.
12 v. 25 A.H. (as illus.) 45/-. Carr. 7/6. **2 v. 100 A.H.** 75 actual (ex-Govt.) with carrying handle. Size 6½ x 6½ x 3¼in., 15/- each. Carr. 3/6.
2 v. 16 A.H., as above. 7½ x 4 x 2in., 5/- each. P. & P. 2/-. 6 for 24/-. P. & P. 10/-.

BARGAIN OFFERS *for the Constructor!*

TAPE RECORDER



Manufacturers' brand new current production offer. Latest 3-valve circuit based on Mullard's famous design. Magic eye level indicator. Volume and tone controls. T.C.C. printed circuit already wired. Only power pack and controls to assemble and wire. Valves EF86, ECC83, EL84, EM84 & EZ80. A sensitive quality recorder at Special Unit Prices.

Wired printed circuit, power pack components, controls and knobs, etc. P. & P. 2/6 ..... £5 15 0

Set of 5 valves, as above. P. & P. 1/- £2 5 0

B.S.R. Monardeck Tape Unit. P. & P. 4/6 ..... £8 19 6

Bargain reduction for complete kit. Carr. 5/- £16 10 0

Attractive two-tone Cabinet and 9in. × 5in. speaker to house above at special discount price. P. & P. 4/6 ..... £3 5 0

Illustrated Handbook with full details. Post free 2 6

Collaro Studio Tape Deck can be supplied with modified circuit as alternative (approx. (extra) £5 10 0

RECORD PLAYER BARGAINS Latest 4-speed models

NEW RELEASE by E.M.I.—4 speed Single Player Unit fitted with latest stereo and monaural xtal cartridge and dual sapphire styli. Auto stop and start. A fidelity unit and bargain buy at only **£6/19/6**, carr. & ins. 3/6.

SINGLE PLAYERS. B.S.R. (TU9) 90/-; COLLARO JUNIOR studio P.U. £4/10/-.

AUTOCHANGERS. B.S.R. (UA8), £6/15/-; UA8 STEREO £7/10/-. B.S.R. (UA14) latest model, £7/19/6. COLLARO CONQUEST, £7/15/-. COLLARO CONTINENTAL, £8/19/6. Carr. 4/6.

BARGAINS GARRARD PLAYER UNITS

SINGLE PLAYERS

Model 4SP **£6/17/6.** Carr. 3/6.
Model TA Mk. 2, **£7/19/6.** Carr. 3/6.
Model 4HF, **£18.** Carr. 3/6.

AUTOCHANGERS. Model RC210. With plug-in GC8 Head. 10 gns. Carr. 4/6.
Transcription Auto Changer Model "A" just released **£18/19/6.** Carr. 5/-.

AUTO CHANGER RECORD PLAYER KIT



A.C. Supply 200v.-250v.

Attractive 2-tone cabinet—fawn and B.S.R. Monarch 3-speed, full manual, 10-record gram unit. Fully-fitted xtal pick-up with dual stylus for std. L.P. recordings. 2-valve amplifier with quality neg. feedback circuit, volume and tone controls. Fully isolated from mains by double-wound transformer, NOT the live chassis type as often offered in cheap commercial models.

A recommended buy while stocks last!

Ready wired 2-valve Amplifier, complete with 6in. high flux speaker. **23/19/6,** P. & P. 2/6

Two-tone Cabinet, 18in. × 13in. × 8in. **23/3/-,** P. & P. 3/6

Collaro Conquest (160 v. model). **25/19/6,** P. & P. 4/6

Complete 3 unit kit at special Autumn Bargain price. **29/19/6,** Carr. 7/6

Simple assembly, a screwdriver only required.

TRANSISTORS BVA—1st Grade *New Reduced Prices*

MAZDA	MULLARD	G.E.C.
XA101 14/6	OC70 9/6	GET114 9/6
XA102 16/6	OC71 12/6	GET115 12/6
XA103 15/-	OCT72 15/-	Newmarket "Goldtop" V15/10P 15/-
XA104 19/-	OC44 23/6	
XB102 10/-	OC45 21/-	
XC101 10/6		

Germanium Diodes OA70 2/9; OA81 3/6; GEX34 4/-.

NEW BOXED VALVES ALL GUARANTEED

1T4 ..	6/-	EABC80	8/6	EZ81	7/6
1R5, 1857	7/6	ECC84	9/6	MU14	9/-
3S4, 3V4	7/6	ECF80	9/6	PCC84	9/6
5Z4 ..	9/-	ECL82	10/6	PCF80	9/6
6K7 ..	5/-	ECL86	10/6	PCL83	12/6
6K8 ..	7/6	EF80 ..	8/-	PL81	12/6
6Q7 ..	7/6	EF86	12/6	PL82	9/6
6V6 ..	6/6	EF91 ..	5/-	PL83	10/6
DAF96	9/-	EL41	9/6	PY80	7/6
DF96 ..	9/-	EL84	8/6	PY81	9/6
DK96 ..	9/-	EY51	9/6	PY82	7/6
DL96 ..	9/-	EY86	10/-	U25	12/6

SPECIAL PRICE PER SET

1R5, 1T4, 1S5 or 3S4 or 3V4, 25/-.
DK96, DF96, DAF96, DL96, 35/-.
6K8, 6K7, 6Q7, 6V6, 5Z4 or 6X5, 32/6.

JASON FM TUNER UNITS (87-105 Mcs)

Designer-approved kits of parts for these quality and highly popular tuners available as follows:—

STANDARD MODEL (FMT)—as previously extensively advertised. COMPLETE KIT, 5 gns. P. & P. 2/6. Set of 4 spec. valves, 20/-.

LATEST MODEL (FMT2)—attractively presented shelf mounting unit in enclosed Metal Cabinet with Built-in Power Supply. COMPLETE KIT, £7. P. & P. 3/6. Set of 5 spec. valves, 37/6.

MODEL JTV2. Self-powered Switch Tuned B1-B2-B3 AM/FM Unit. 5 preset stations, AFC and AGC circuits. Complete Kit incl. ready-built and valved Turret Tuner, £13/19/6. P. & P. 3/6. 4 spec. valves, 32/6 extra.

MERCURY 2 similar to JTV2 less power pack. Complete Kit inc. ready-built turret unit 10 gns. P. & P. 2/6. 4 spec. valves 25/-.

NEW JASON COMPREHENSIVE F.M. HANDBOOK, 2/6 post free. 48hr. Alignment Service, 7/6. P. & P. 3/6.

MAINS TRANS. AND QUALITY OUTPUT TRANS. Mfd. in our own workshops to top grade spec. Fully interleaved and impregnated. Enquiries welcomed for small production runs, prototypes or individual jobs.

RECORDING TAPE BARGAINS

EMI 1st grade. Brand new sealed boxes.

Standard		Long Play	
3in., 175ft.	7/-	250ft.	9/-
5in., 600ft.	19/-	850ft.	25/-
5½in., 850ft.	25/-	1,200ft.	31/6
7in., 1,200ft.	31/5	1,800ft.	45/-

SPARE REELS: Emitape, new, boxed. 3in. 3/-; 5in. 3/8; 5½in. 4/-; 7in. 4/6.

SPECIAL PURCHASE. Famous manufacturers, 1st grade tape, in sealed white boxes

Standard		Long Play	
5in., 600ft.	15/-	850ft.	19/6
5½in., 850ft.	16/6	1,200ft.	22/6
7in., 1,200ft.	21/-	1,800ft.	32/6

Plastic Tape Reels, special offer. Manufacturers' surplus. 3in. 2/9, 5in. 3/-, 5½in. 3/3, 7in. 3/6.

2 WAVEBAND CAR RADIO KIT

12 v. operation Med. & Long Waves

Recommended Buy



Modern development of the famous Brimar Hybrid vibratorless car radio circuit. Five latest type Brimar low voltage valves and power transistor. R.F. stage and permeability pre-aligned Cyldon Tuner Unit provide extremely good sensitivity and signal noise ratio. Printed circuit for easy construction and 7 × 4in. elliptical speaker for fidelity output. Self-contained in neat metal cabinet 8 × 7 × 2½in., with attractive calibrated dial. Speaker and power transistor stage mounted separately approx. 8 × 5 × 3in.

Complete Kit Bargain Price P&P **£12.19.6** 3/6.

Instruction booklet and parts list available. 3/6 post free.

TRANSISTOR PORTABLE



Famous manufacturer's 6 × 1 design based on Mullard and G.E.C. developments. Printed circuit. 6BVA 1st grade transistors, XA102, XA101 (2). OA70 XB103, XC101 (2) or equivalents. Quality components only supplied to ensure best results at attractive price.

Set of 6 BVA Transistors and Diode. P. & P. 6d... 70/-

Printed Circuit, I.F.'s (3), Osc. coil, Driver Trans. and Ferrite rod aerial. P. & P. 1/6 51/6

Resistors, Condensers, Twin Gang and Volume control. P. & P. 1/6 ..... 37/6

7in. × 4in. Quality 35 ohm matching Speaker. P. & P. 1/6 ..... 25/-

Or

Complete Kit at special offer ONLY (post free) £8/19/6

Handbook and Circuit details, post free 2/-

KNOBS. Modern Continental types, walnut and ivory.
1¼in. dia. with GOLD RING 1/- ea. Ditto with GOLD CENTRE 1/3 ea.
1in. dia. with GOLD RINGS 9d. ea. Ditto with GOLD CENTRE 10½ ea.
LARGE STOCKS—SEND YOUR ENQUIRIES.

CRT HTR ISOLATION TRANSFORMERS

New improved types, low capacity, small size and tag terminated. A.C. 200/250 v. Secondaries Nil, +25%, +50% BOOST for 2 v., 4 v., 6.3 v., 10.5 v., 12 v. or 13 v. tubes. 12/6 each. P. & P. 1/6.

COAX 80 ohm CABLE

Now only 6d. a yard.

High grade low loss Cellular Air Spaced Polythene—¼in. diam.—Famous mfr.

BARGAIN PRICES—SPECIAL LENGTHS

20 yds. ..... 9/- P. & P. 1/6
40 yds. ..... 17/6 P. & P. 2/-
60 yds. ..... 25/- P. & P. 3/-

Coax Plugs, 1/-; Coax Sockets, 1/-; Couplers, 1/3; Cable End Sockets, 1/6 Outlet Boxes, 4/6.

RE-GUNNED TV TUBES NEW REDUCED PRICES

PRICES REDUCED AGAIN—12 months' guarantee!

All tubes rebuilt with new heater, cathode and gun assembly—and now all tubes are completely rescreened and aluminised at no extra cost. Reconditioned virtually as new.

12in. £5, 14in. £5/5/-, 17in. £5/10, etc.

Exchange Allowance on old tube—12" 5/-, 14"/17" 7/6.

Carr. and ins. 10/-. Comprehensive stocks—quick delivery.

CONDENSERS—Silver Mica. All pref values, 2 pf. to 1,000 pf., 6d. each. Ditto ceramics 9d. each. Tubulars 450 v. T.C.C. etc., .001 mfd.-.01 and .1 350v., 9d. each. .002-.1/500v., 1/- each. .25 Hunts 1/6. .5 T.C.C. 1/9. .001 6kv. 5/6. .001 20 kv. 9/6.

RESISTORS—FULL RANGE 10 ohms—10 megohms 20%, ½ w. and ¼ w. 3d., ½ w. 5d. (Midget type modern rating), 1 w. 6d., 2 w. 9d., 10% Hi-Stab, ¼ w., 5d., ½ w., 7d., 5% ¼ w., 9d., 1% HI-STAB, ¼ w., 1/6 (10-100 ohms 2/-).

PRE-SET W/W POTS. T/V type, 25 ohms—50K ohms 3/-. 50K—2 Meg. (Carbon 3/-).

SPEAKER FRET—Expanded Bronze anodised metal 8 × 8in., 2/3; 12 × 8in., 3/-; 12 × 12in., 4/6; 12 × 16in., 6/-; 24 × 12in. 9/-; 36 × 12in., 13/6, etc., etc.

TYGAN FRET (Contemporary pat.), 12 × 12in. 2/-; 12 × 18in., 3/-; 12 × 24in. 4/-; etc.

LOUDSPEAKERS—P.M. 3 ohms, 2½in., Elac, 17/6; 3½in. Goodmans, 18/6; 5in. Rola, 17/6; 6in. Elac, 18/6; 7 × 4in. Goodmans Elliptical, 18/6; 8in. Rola, 20/-; 10in. R. and A., 25/-; 10in. W.B.-HF1012, 95/-; 12in. Plessey 15 ohms with 6/4in. Tweeter and Cross Over Filter, 97/6.

Electrolytics All Types New Stock

TUBULAR		CAN TYPES	
25/25 v. 50/12 v.	1/9	8+8/450 v.	4/6
50/50 v. 100/25v.	2/-	32+32/275 v.	4/6
8/450 v. 4/350 v.	2/3	50+50/350 v.	6/6
16+16/450 v.	5/6	60+250/275 v.	12/6
32+32/450 v.	6/6	100+200/275v.	12/6

Comprehensive range in stock.

VOLUME CONTROLS—5K—2 Megohms. ALL LONG SPINDLES, MIDGET TYPE, 1½in. diam. Guar. 1 yr. LOG or LIN. Ratios less Sw., 3/-. D.P. Sw., 4/6. Twin gang stereo controls less Sw., 6/6. D.P. Sw. 8/-.

7 VALVE AM/FM RADIOGRAM CHASSIS

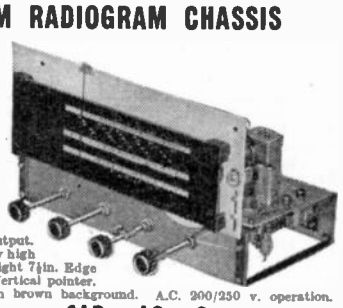

Valve Line-up: ECC85, ECH81, EF89, EABC80, EL84, EM81, EZ80.

Three Waveband and Switched Gram positions Med. 200-500 m., Long 1,000-2,000 m., VHF/FM 88-95 Mc/s. Philips Continental Tuning insert with permeability tuning on FM and combined AM/FM IF transformers, 460 Kc/s. and 10.7 Mc/s. Dust core tuning all coils. Latest circuitry including AVC and Neg. Feedback. Three watt output. Sensitivity and reproduction of a very high standard. Chassis size 13½ × 6½in. Height 7½in. Edge Illuminated glass dial 11½ × 3½in. Vertical pointer. Horizontal station names. Gold on brown background. A.C. 200/250 v. operation. Magic eye tuning.

Aligned and tested ready for use. **£13 . 10 . 0** *Carr. & Ins. 5/-*

Complete with 4 Knobs—walnut or ivory to choice. Indoor FM aerial 3/6 extra.
10in. Rola (Heavy Duty) 30/-
8in. Goodmans special cone 21/6
Post & Pkg. 1/6.

As previously announced fresh supplies are now being received, but we regret some slight delay may be experienced in fulfilling orders for this popular item.

ONLY A FEW ITEMS ARE LISTED FROM OUR COMPREHENSIVE STOCK. WRITE NOW FOR FULL BARGAIN LISTS, 3d.

Terms: C.W.O. or C.O.D., post and packing up to ½lb. 7d.; 1lb. 1/1; 3lb. 1/6; 5lb. 2/-; 10lb. 2/9.

TRS

RADIO COMPONENT SPECIALISTS

70 BRIGSTOCK RD., THORNTON HEATH, SURREY

Established 1946.

Tel.: THO 2188. Hours: 9 a.m.—6 p.m. 1 p.m. Wednesday.



NEW! 10,000 O.P.V. MULTI-TESTER ON BOTH AC & DC

MODEL EP-10K. Outperforms instruments many times its size and price!

FULL-SCALE RANGES:

D.C. VOLTS: 0–6, 0–30, 0–120, 0–600, 0–1200.
A.C. VOLTS: 0–6, 0–30, 0–120, 0–600, 0–1,200.
D.C. CURRENT: 0–120 μA, 0–12M, 0–300M.
RESISTANCE: 0–20K, 0–3 Meg.
DECIBELS: −20 to +63 in five scales.
CAPACITY: 50 μμF. to .01μF. and .001μF to 15 mF.
OUTPUT RANGES: 0–6, 0–30, 0–120, 0–600, 0–1,200.

UNBELIEVABLE BARGAIN!

A revolutionary new Multi-Tester. A complete wired and tested instrument (not a kit) incorporating extra large 3½in. meter face and unique slide range switch. Can be conveniently carried in the pocket and features unusually sensitive 10,000 ohms per volt A.C.-D.C. meter, 1% precision resistors, and largest meter ever placed on an instrument this size. Single easy to use range selector switch, can be appreciated by the novice and engineer alike. Complete with colour coded test leads and battery. Size: 4½in. x 3½in. x 1in. Model EP-10K.

ONLY £5/19/6 P. & P. 3/6.

VARIABLE TRANSFORMER MODEL B-S



Input voltage 230 v. continuously variable output from 0–260 v. current rating 5 amps. Model B-S is of advanced mechanical design offering long life, moderate temperature rise, high efficiency and linear output voltage. Direct-reading dial with large white numerals. Supplied complete. Delivery is immediate from stock. **ONLY £9.** Carr. 10/-.

SLIM CRYSTAL MICROPHONE MODEL 100-C.



A unique design offering tremendous value. Has detachable 7ft. shielded cable and muting switch.
Smooth wide range response 60–10,000 CPS. Sensitivity: 52 db. High impedance. Satin chrome finish metal case. **ONLY 32/6.** P. & P. 2/6.

AMERICAN LIGHTWEIGHT HEAD SET

They're High and Low Impedance!

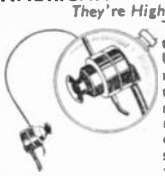

These H.S.30 phones are the smallest used by U.S. Air Force. 250Ω imp. using soft rubber miniature ear moulds for maximum music and voice reproduction of the finest quality. Supplied free is a small transformer unit with cord and plug which steps impedance up to 4,000Ω. **Only 15/- P.&P. 2/6**
Standard High Resistance Phones, 12/6. P. & P. 2/6



U.S.A. DYNAMOTORS

manufactured by EICOR (as illus.). Input 12 v., output 400 v. at 180 mA. Size 7 x 4 x 4½in. Brand new **45/-.** P. & P. 3/6.

WIRELESS SET No. 19



Incoporates TX/RX covering 2–8 Mc/s. (37.5–150 metres), and intercom. amplifier. Complete with 15 valves, 500 micro-amp. check and tuning meter, circuits, and instruction book. **ONLY 65/-.Carr. 10/-.**

BC-221 HETERODYNE CRYSTAL CONTROLLED FREQUENCY METERS

Freq. range: 125 kc/s to 20 Mc/s. Calibration: Individual Calibration Books with numerous Crystal Check points.
Accuracy: 0.01% or 25 cycles. Power Supplies: 6 v. and 135 v. batteries. Size 14in. x 10½in. x 9½in. Weight 43 lbs.
Offered for the first time at the ridiculous price of only **£25** **CARR PAID**

SUB-MINIATURE TRANSFORMERS



Here is outstanding value in transistor transformers consisting of one Driver Transformer and one Output Transformer. Ideal pair for miniature transistor portables, etc.
Driver Model LT44: Primary: 20k. Secondary: 1k. Centre Tapped. Ratio: 5 : 1.
Output Model LT700: Primary: 1.2K. Centre Tapped. Output: 3.2 ohms. Ratio: 20 : 1.
ONLY 9/6 per pair. P. & P. 1/6.

R.C.A. AR-88D RECEIVERS

SPECIFICATION:
Range: 540 kc/s to 32 Mc/s in 6 bands.
Power Supply: 110/260 v. A.C.
Power Output: 2.5 W into 2.5 or 600 ohm line or H.I. Headphones.
Sensitivity: From 1S to 2.5μv per 500 mW.
Image Ratio: From 1,000,000 at 60 kc/s to 200 at 28 Mc/s.
Circuit: Two R.F. stages (6SG7); Oscillator (6J5); Frequency Changer (6SA7); Three I.F. stages (6SJ7); A.V.C./ Detector (6H6); Noise Limiter (6-6); Audio Amplifier (6SJ7); Power Output (6K6); B.F.O. (6-5); Voltage Regulator (VR-150); Rectifier (SY3); I.F.—455 kc/s. Size: 19¼ x 11 x 19¼in. *FULLY GUARANTEED.*
ONLY £39/10/-. Carr. 50/-.

OSCILLOSCOPE MODEL 74



This basic scope represents one of the finest buys we have ever made. Contains Brilliance, Focus, Gain and 2-speed time base controls. Separate X plate terminals. Signal generator modulated at 2 freqs. over 150–255 Mc/s. Complete with 12 valves, VCR 139A tube, internal A.C. power pack and complete circuit and technical details.
ONLY—97/6. Carr. 12/6.

TELEPHONE PICK-UP COILS



MODEL FC-8 Induction Pick-up coil enabling conversations to be picked up without tapping of wires or special telephone circuits. Simply place telephone on the pick-up platform and connect lead to the input of any medium gain amplifier or direct to any tape, disc, or wire recorder. Brand new complete with 5ft. shielded cable. *Requires no Electrical connections — offers virtually unlimited use.*
ONLY 16/-. P. & P. 1/6.

MAINS PORTABLE SOLDERING IRONS



Model SP-1. 30-watt Portable Hand Soldering Iron. The latest—smallest—coolest 30-watt iron available. Especially suited for precision wiring. Highly stable heat characteristics assure long life and safety in use. Features a removable handle that may be used to cover the tip and barrel to permit the iron to be carried safely even while hot.
Supplied complete with vinyl bag, lead and plug.
ONLY 18/9. P. & P. 1/3.

SIGNAL GENERATOR SWO-300



Freq. Range: 150 kc/s–150 Mc/s on fundamentals (6 bands), 150 Mc/s–300 Mc/s on harmonics. Calibration Accuracy within ±1 per cent. Modulation Internal and external. Attenuation: To—40 db. Output: Facilities for high and low. Power Supply: Internal 230 v. A.C. Size: 7 x 10 x 5in. Complete with test leads and instruction manual.
ONLY £14/19/6. Carriage 5/6. Fully guaranteed.

PORTABLE TRANS/RECEIVER No. 18



A self-contained Trans/Receiver for Telephone and C.W. Range approx. 10 miles. Frequency 6–9 Mc/s. (50–33.3 metres). Valve line-up: 3 ARP-12, 1 AR-8, 1 ATP4. Complete with aerial. H.T. and L.T. meter and all accessories. Weight 20lb. Size 8 x 10 x 17in.
ONLY 80/-. Carr. 10/-

RELDA BREAKS THE TAPE RECORDER PRICE BARRIER!



NEW! Model TR-125 Transistorised Portable Tape Recorder.

Size only 6in. x 8½in. x 2½in. and weighs a mere 2½ lbs. Fully transistorised complete with mike, earphone, built-in speaker and amplifier. Powered by three inexpensive batteries. Twin track recording at 3¾ I.P.S. for maximum economy. Records and plays for over one hour on standard 3in. reel. (34 minutes each track.) The TR-12S is a precision miniature tape recorder which slips easily into a brief case or handbag. Utilises advanced transistor circuitry and built-in 2in. x 3in. P.M. speaker and amplifier. Engineered for ease of operation. All controls are accessible on front panel. The magnificent two-tone plastic and metal case features a carrying handle and snap open top for fast, easy tape loading. Complete with batteries, tape and accessories.

ONLY 16gns. Post paid.

Mail Orders:
(DEPT. W.) 32a COPTIC STREET, LONDON, W.C.1

Relda Radio Ltd.

Callers:
87 TOTTENHAM COURT ROAD, LONDON, W.1. MUS. 9606

Electronics (FLEET ST.) Ltd

DEPT. B
152/3 FLEET ST., LONDON, E.C.4.
Telephone: FLE 2833
Business hours: Weekdays 9-6. Saturdays 9-1

STOCKISTS FOR THE FOLLOWING

AMPLIFIERS, STEREO AND MONAURAL, BY:
VERDIK, QUAD, ARMSTRONG, LEAK, ROGERS, W.B., DULCI, etc.

V.H.F. TUNERS BY:
ARMSTRONG, T.S.L., LEAK, DULCI, QUAD, ROGERS, etc.

HI-FI SPEAKERS BY:
GOODMAN, W.B., PLESSEY, T.S.L., WHARFEDALE, G.E.C., LORENZ, etc.



THE TRANSISTOR SET YOU HAVE BEEN WAITING FOR

THE "FLEET 6"

The "Fleet 6," a wow of a transistor set that really gets the stations. New design 6 transistor superhet pocket receiver, using 6 guaranteed first grade transistors plus sensitive diode, push pull output, medium and long wave bands, new type printed circuit, high Q internal ferrite rod aerial, 2½in. high flux speaker, provision for car aerial, overall size 6½ x 4½ x 1¾. Simple to follow instrucrions. All components guaranteed, service after sales. This is equal to many manufactured sets at double the price. All components including cabinet, transistors, speaker, circuit etc., **only £8/19/6,** complete. Post and pkg. 3/6. PP4 Battery 2/- extra. Due to overwhelming demand from last month's advert, we have been able to reduce this receiver from **£9/19/6.** All components sold separately. Send S.A.E. for details. Circuit and Instructions 2/6 post free.

THE SUPER SIX TABLE MODEL

The "Super 6" Table Model Transistor Receiver using six Mullard latest top grade transistors, printed circuit, medium and long wave bands, 500 M/W push pull output, 7 x 4 High Flux Speaker, high Q ferrite rod aerial, calibrated direct drive, beautifully polished cabinet, gilt trimmed, size 18in. x 7¾in. x 5¾in. Using Long-life power pack battery. All necessary components including easy to follow instructions and theoretical circuit, £9/15/- complete post and pkg. 4/6. Battery extra. All components sold separately. Send S.A.E. for details. Circuit and Instructions 2/6.



BUY NOW!!!

Definitely the last of the remaining stocks of the

AVANTIC BEAM-ECHO HI-FI EQUIPMENT

SP21 STEREO PRE-AMP CONTROL UNIT

A twin channel pre-amp control unit, has 6 inputs for each channel **INPUT SENSITIVITY** for 250 M/V or 1.5 V output **TUNER** 100 and 250 M/V. **Tape** 100 M/V flats 250 M/V. **PICK-UP** 5 and 50 M/V. Frequency response: 40 c/s. to 15 Kc/s. **TAPE OUTPUT** 50 M/V., continuously variable bass and treble controls, loudness control and stereo balance control. Power required 6.3 V. at 1.3 amp. A.C. 350 v. at 5 M/A D.C. Will match any hi-fi amplifier. Manufacturer's price £28/10/-. **OUR PRICE** now **£16/19/6** Carr. and packing 10/-.

AVANTIC PL6-21

High quality monaural power amplifier and pre-amp. compactly housed and suitable for shelf mounting or cabinet. Two EL84 three EF86, one ECC83, one EZ81. 20 watts peak; speaker impedance, 4, 8 or 16 ohms. Sensitivity: 4M/V on pickup, 3M/V on tape. 100M/V on tuner, Intermod. distortion 1% at 10W equivalent Sinewave output. Maker's price £28/10/-. **OUR PRICE 19 gns.** Post and packing 10/-.

AVANTIC SPA11 Stereo Amplifier

A twin channel amplifier and pre-amp., push-pull output. 10W peak each channel, rumble filter speaker impedance 4, 8 and 16 ohms, Tape output: 100M/V. Continuously variable treble and bass, stereo balance control. Input sensitivity: for 7W, 100M/V radio; 100M/V tape; 650M/V pickup. Manufacturer's price 28 gns. **OUR PRICE 19 gns.** Post and packing 10/-. **STEP 11** stereo pick up pre-amp. unit £4/14/6. P. & P. 2/6.

ANOTHER SPECIAL HI-FI STEREO OFFER

The famous SP21 Stereo Pre-Amp. Control Unit specification as above with 2-10 watts ultra linear power amplifiers, push-pull output, sensitivity 40 M/V for 10 watts output. **Harmonic Distortion** for 10 watts at 1,000 CPS 1%. **Hum,** 75DB at 10W, output impedances 3, 8 and 16 ohms Spare power for tuner 250V at 35M/A and 6.3V at 2 amps, voltage 200/250 A.C. **Valves** EF86, ECC83, 2-EL84, EZ81, the 3 units making a high quality stereo combination. **OUR PRICE £39/17/6.** Carr. and packing 30/-.

THE POPULAR "VERDIK QUALITY TEN"

10 watt push-pull ultra linear Hi-Fi amplifier with pre-amp. control unit. **Amplifier** Valves EF86, ECC83, 2-EL84, EZ81. Sensitivity 40M/V for 10 watts, output impedance, 4, 8 and 16 ohms, spare supply for tuner, 200/250V, A.C. **Pre-Amp.** valve EF86. **INPUTS Radio** 100M/V, **tape** 100M/V. **GRAM** LP 50M/V, 78 60M/V, **MIC** 10M/V, output socket for recording direct to tape recorder **Treble** between −10DB and +12DB at 10KC/S. **BASS** between −10DB and +12DB at 20C/S. Finished in grey, green, stone enamel, controlpanel in gold lettering, fully guaranteed. Original price 20 gns. **OUR PRICE £14/19/6.** P. & P. 7/6.

A FEW ONLY! STEREO REPRODUCERS

3 watts each channel. Using 2-ECL82, 1-EZ80, separate balance and tone controls, volume on/off switch, designed for crystal pickup, two tone cabinet 13 x 11 x 5in., blue and grey or beige and grey, 2 matching corner speaker cabinets 10in. wide, 20in. high, 7in. deep, with 8 x 5in. Hi-Flux speakers complete, price **£13/19/6.** Carr. and packing 7/6.

★★★★★★★★★★★★★★★★★★★★★★
★ **DECCA PORTABLE AMPLIFIER.** As ★
★ supplied in famous DECCAMATIC III. ★
★ Complete with small cream knobs. Full ★
★ range tone and volume controls. Employs ★
★ ECL82 valve, Metal Rectifier. Size 3 x 3½ x ★
★ 8½in. Only 59/6 plus 2/6 P. & P ★
★ **SPECIAL CELESTION** 8 x 6in. elliptical ★
★ high flux loudspeaker to fit. 25/- plus 1/- ★
★ P. & P. ★
★★★★★★★★★★★★★★★★★★★★★★

THE NEW JASON range for CONSTRUCTORS

JTV2 Tuner completely assembled ready for use £25/7/-.
FMT1 FM Tuner. In kit form for cabinet mounting. One of the most popular tuners. Up to 60 miles normal range. Including valves £6/15/-. Power pack kit £2/14/9.
FMT2. In kit form with free standing case with power pack. Including valves £8/19/6.
FMT3. Variable tuner 88-108 mc/s. Variable AFC control dual limiters, approx. 80 mile range, including valves £10/19/6.
JTV2 Tuner self powered switched tuner for FM and TV sound. Both BBC and iTA as required, including valves £13/19/6.
MERCURY II switched FM/TV sound tuner in kit form for building into cabinet, including valves, £10/10/-. Power pack kit, £2/14/9.
EVEREST 6 s/het transistor portable, p/pull output, high quality speaker, matched transistors, neatly designed case, aerial input for use in car, complete kit £13/19/9.
EVEREST 7 transistor s/het portable, p/pull output, high quality speaker, extra RF stage, neatly designed cabinet, aerial input for use in car all components complete £15/18/9. 2/6 post and pkg. on all the above, S.A.E. for details.

A SNIP FOR CONSTRUCTORS

Build the Labgear Audio Output meter. Two ranges—25 milliwatts to 1 watt. 1 watt to 100 watts. Accuracy 5%. Input impedance 3, 15 and 600 ohms. Printed circuit. All components including 0-1MA moving coil meter and silver hammertone enamel case. Kit complete with instructions 59/6, post and pkg. 1/6.



PREMIER RADIO

23 Tottenham Court Rd., London. W.1. Tel: MUSeum 3451/2

4-SPEED PORTABLE SINGLE RECORD PLAYER

MAY BE BUILT FOR ONLY **9 GNS.** Plus 6/6 P. & P.



Consisting of:

The New EMI 985 4-speed single Player £4 9 6

2 valve Printed Circuit Gram. Amplifier £2 15 0

8in. × 2½in. Elliptical Speaker £1 1 0

Portable Case—finished rexine covered red and white polka dot £1 15 0

All items available separately if required.

The SUPER 60

6-Transistor Battery Receiver

MAY BE BUILT FOR **£9.15.0** plus 4/6 P. & P.

Ever-Ready PP10 Battery Extra 11/-.



STAR FEATURES:—

★ Six 1st grade Mullard Transistors and one Diode.
★ Internal Ferrite Rod Aerial.
★ 7in. × 4in. Elliptical Speaker.
★ Printed Circuit.
★ 500 mW Push-pull Output.
★ Full medium and long waveband coverage.
★ Calibrated Direct Drive Dial Drive Assembly.
★ Full point-to-point instructions supplied.
★ Dimensions 18in. × 7½in. × 5½in.

The Receiver is housed in an attractive contemporary mahogany finished cabinet trimmed with gilt, supported by gilt stands.
The Receiver will operate for months on one 9-volt long-life battery.
Instruction Book separately at 2/6 p.p.



6-TRANSISTOR POCKET SUPERHET

MAY BE BUILT FOR **£8.19.6** Plus 2/6 P. & P.

PP3 Battery extra at 2/6.

This Receiver uses the most up-to-date printed circuit method and construction is simplicity itself with the aid of the point-to-point instructions supplied, using 6 Transistors and one Diode and internal Ferrite Rod Aerial, with provision for Car Radio Aerial. Full medium and long waveband coverage and when constructed the Receiver is housed in an attractive leatherette Case size 6½in. × 4½in. × 1½in.

Introducing

The NEW EMI 985

4-SPEED TURNTABLE UNIT COMPLETE WITH PICKUP

PRICE **89/6** Plus 3/6 P. & P.

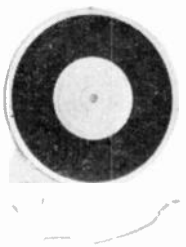

An extremely reliable and inexpensive Unit suitable for Record Players, and Radiograms, a heavy 8½in. dia. Metal Turntable with low flutter performance, 5-position Switch, 4 speeds and off. Ivory finish with red T/T mat.



BATTERY ELIMINATOR

Housed in two containers which are to replace AD 35 and B126 Batteries.

MAY BE BUILT FOR **37/6** Plus 2/- P. & P.

Only suitable for use with DK96 Series valves.

AMERICAN C.B.S. RECORDING TAPE

Brand new, fully guaranteed and with Leader Tape:—

600ft. on 5in. Spool	16/6
1,200ft. on 5½in. Spool	25/-
1,800ft. on 5½in. Spool D.P.	42/6
1,200ft. on 7in. Spool	25/-
1,800ft. on 7in. Spool L.P.	32/6

Plus 1/- per Spool P. & P.

TAKE ADVANTAGE OF THESE

DRAMATIC PRICE REDUCTIONS

AVANTIC SPAII Stereophonic Amplifier. Technical details: power output (each channel) 10 watts peak, L.S. impedance, 4, 8 and 16 ohms. 6-position input selector, bass, treble, volume on/off controls, stereo reverse switch, phase reverse switch, stereo balance control, P.U. balance control. Dimensions 14½ x 8½ x 4in. Original price 28 Gns. P. & P. 7/6. **OUR PRICE 19 Gns.**

AVANTIC PL621 20-watt monaural Amplifier, frequency response 10 c/s-30 Kc/s 1 dB. LS. impedance, 4, 8 or 16 ohms. Dimensions 14in. x 8½in. x 7½in. Original price 29 Gns. P. & P. 7/6. **OUR PRICE 19 Gns.**

AVANTIC STEPII. Stereophonic Magnetic Pick-up Amplifier Unit. Price £4/4/-.

SP21. 6 inputs for each channel, bass, treble, volume control, on/off stereo/3D/reverse stereo switch, stereo phase switch, low pass filter. Power requirements 6.3 v. at 1.3 A., A.C. 350 v. at 5 mA. D.C. dimensions 14½ x 9 x 4in. Original price £28/10/-. **OUR PRICE £16/19/6.**

All this equipment is Brand New and in manufacturer's original sealed cartons. Full descriptive literature available.



THE Petite PORTABLE

MAY BE BUILT FOR **£7.7.0** P. & P. 3/-.

Batteries extra.
H.T. 10/- (Type B126) or equivalent).
L.T. 1/6 (Type AD 35) or equivalent.

- High Q frame aerials.
- High sensitivity on both wavebands.
- Medium and long wave superhet circuit.
- Instruction book 1/6.
- Size only 8 × 8 × 4½in.
- Weight including batteries 5½lb.
- 4 valves of the economy type.

OUTSTANDING BARGAIN OFFER



The Kapura Model UI Multimeter for only **59/6** (complete with Test Leads). P. & P. 2 6.

A truly efficient Meter for the enthusiast: sensitivity 1,000 ohms per volt A.C. and D.C. ranges (AC/DC) 0-10-50-250-500-1,000 v. D.C. current 0-100-500 m/a., 0-1 m/a. (at D.C. 0-10 v.). Resistance 1-2,000 ohms (centre 24 ohms). 100-200 K. (centre 2,400 ohms.). Size 5in. x 3in. x 2½in. Brand new in manufacturers' original boxes.

'THE MID-FI'

A NEW DESIGN 4½ WATT AMPLIFIER KIT

MAY BE BUILT FOR **95/-** Plus 3/- P. & P.



A new circuit for the home constructor requiring a good quality medium-powered Amplifier for reproduction of Records or F.M. Broadcasts. Technical Specifications: separate bass and treble controls. Valve line-up EF86, EL84, EZ80. Voltage adjustment for A.C. mains from 200 250 volt. 3 or 15 ohms impedance. Negative feedback. Size 7 × 5 × 2in. overall height 5in. Silver-hammered finished Chassis.

RECORD CHANGERS

B8R/TA8, 4-speed	£6 19 6
B8R/TA8, 4-speed with stereo cartridge	£7 19 6
Garrard RC111 3-speed Changer	£7 19 6
Garrard RC120 Mk. 2, 4-speed	£8 19 6
Garrard RC121 4D, 4-speed	£9 19 6
Garrard RC121 Mk. 2, 4-speed, wired for stereo and with plug-in Head	£10 19 6

P. & P. 5/- on above units.

SINGLE PLAYERS

Garrard 48P 4-speed Player, complete with Pick-up and automatic stop	£6 19 6
Garrard TA Mk. 2, 4-speed Player, wired for stereo, with plug-in Head	£8 10 0
Philips AG2009, 4-speed Player, with diecast turntable and Microlift	£10 10 0

P. & P. 3/6 on above units.

TRANSCRIPTION UNITS

Garrard 301	£22 17 3	Garrard 4HF (Stereo)	£19 4 8
Garrard 301 (Strobe turntable)	£23 18 4	Garrard 4HF (GC8)	£18 9 9

P. & P. 7/6 on above units.

Also 309 Edgware Rd., London, W.2. Tel.: Paddington 6963

TAPE RECORDER AMPLIFIER

£7.19.6

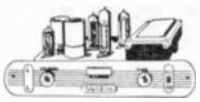

Compact well designed 5 valve amplifier. Output 3.5 watts. Input for Microphone, Radio and Gram. Size, 8½ × 3 × 4¾in. Ins., carr. 4/6. 12 months' Guarantee. Terms available. Extras: Dial plate including sockets and superimpose switch, **3/6.** Knobs, **2/6.**

RECORD PLAYER AMPLIFIERS

12 months' guarantee

MK. D2 **79/6**

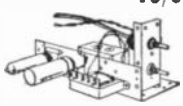

Latest design incorporating negative feedback, giving 4 watts undistorted output. Valves: ECL82, and metal rectifier. Tone and volume control panel on flying leads. P. & P. 3/6.

MK. D3 **89/6**

As above de luxe model, with separate tone controls for treble and bass boost. P. & P. 3/6.

MK. D5 **39/6**

New circuit employing ECL80 triode pentode output valve giving 3 watts output. A.C. only. Mains isolated. Single control for volume and on/off switch with knob. P. & P. 3/6.

DE LUXE TAPE RECORDER

31 gns.



Our price

18 gns

Beautifully styled cabinet in Red and Beige. Size: 14½ × 13 × 9½in. Storage comp. in lid for tapes and mike. Speed 3¾ i.p.s. 2 controls. Contains 7 × 4in. elliptical speaker. B.S.R. Tape Deck and all extras. 3 months' guarantee. Ins. and Carr. 12/6. Terms available.

RECORD PLAYER (R.P. 4)

16½ gns



Stylish cabinet by famous manufacturer. Contains 4-speed auto-changer speaker and amplifier. Beautifully made—a cabinet of which you can be really proud. Stereo P.U. £1 extra. Carr. and Insurance 9/6.

R.P.4. RECORD CABINET **79/6**

As above. Cloth covered in contrasting colours. Grilled front control panel. Size 15 × 19 × 8¾in. deep.

19/6 "AGOSY" RECORD PLAYER CABINET

Exceptional offer. A lightweight portable player Cabinet in Rust or Cream. Famous manufacturer. Size 14½ × 11½ × 6in. Takes our single player; 2 control Amplifier; 5in. Speaker. Post, Packing and Insurance, 5/6.

B.S.R. MONARCH 4-speed autochanger **£6.19.6**

COLLARO CONQUEST 4-speed autochanger. **£7.19.6**

Insurance, carriage 5/6.

EXTENSION SPEAKERS

19/9



8in. P.M. Speakers fitted into polished cabinets. Standard matching to any receiver. (Complete.) Switch and flex included. P. & P. 3/9.

SPEAKER SALE!



8/9d

Ex-manufacturer's salvage. "Money Back Guarantee." 5, 6 and 8in. round, and 7 × 4in. elliptical and others. P. & P. 2/9.

ELLIPTICAL SPEAKERS **15/9**

8 × 3in. and 7 × 4in. Brand new. P. & P. on each 2/9.

9d. EACH VALVES 7/6 PER DOZ.

Stocks to Clear. **Salvage Guaranteed**

1D6, 3D6, 4D1, 6B7, 6B8, 6SA7, 8D2, 9D2, 12Y4, 15D2, 18, 75, 78, 210VPT, 2050, 2151, 7193, AR6, ARP18, D1, EA50, EB34, EF36, EF37, EF50, KT24, PM202, QP21, SP41, SP61, T41, TT11, VR21, VW48.

2/9 EACH **30/- DOZ.**

6C4, 6F1, 6F12, 6F13, 6F14, 6F15, 6J5, 6K7, 7D5, 8D3, 10F1, B36, DF66, EF42, EF91, EF92, EL32, KT81, KTW61, P61, PEN45, PEN46, U22, UF41, VP41, VP133, Z77.

5/9 EACH **60/- DOZ.**

6D2, 6P28, 6V6, 6X5, 10P14, 12AT7, 20P1, ECC81, ECC82, ECC83, ECL80, EF80, PCC84, PCF80, PL81, PL82, PL33, PY80, PY81, UL46.

7/9 EACH **85/- DOZ.**

5U4, 5Y3, 6CK5, 6SL7, 6SN7, 12K7, 10P13, 12Q7, 20D1, 35Z4, DH76, EBC33, ECH35, EL38, EL41, KT36, PZ30, TH233, PL38, U76, W76.

Post on 1—7d. Post on 6—1/6 Post on 12—2/6.

14in. TUBES 35/-

(36/24)

SALVAGE PURCHASE OF GUARANTEED REPLACEMENT TUBES. Carr. 5/-

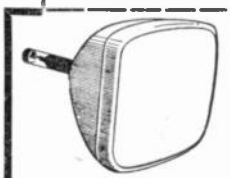

REPLACEMENT REBUILT T.V. TUBES

2 YEARS' GUARANTEE

Carr. & Ins. 15/6

Terms available over 10 weeks.

21 in.	**£6.10.0**	**WITH**
17 in.	**£5.10.0**	**OLD**
12, 14, 15 in.	**£4.10.0**	**TUBE**

£2 EXTRA WITHOUT OLD TUBE, REFUNDABLE IF OLD TUBE RECEIVED WITHIN 14 DAYS

JUST ARRIVED!



Complete 17in. Television

19 gns

An excellent 15 valve ex-Rental Table Model. Famous manufacturer. Tuned B.B.C./I.T.A. Guaranteed 12 months. Personal collection, or delivered by arrangement up to 100 miles, special rate, or despatched in 3 parcels for easy assembly, **25/-.** Terms available.

SOLO SOLDERING TOOL

ONLY 12/6



110 v., 6 v. or 12 v. (special adaptor for 200/250 v., **10/-** extra). Automatic solder feed including reel solder and spare parts. It is a tool for electronic soldering or car wiring. Revolutionary in design. Cannot burn. In light metal case with full instructions for use. Post 3/6.



BAKELITE CABINETS 2/9

Brand new. Colour brown. Attractive design. Size 12 × 7 × 5½in. Ideal for small receivers, converters, etc. P. & P. 3/9.

SLIDING DOOR CABINET **7/9**

Radio cabinet covered in imitation lizard rexine. Suitable for small portable radio chassis. Post and packing 3/9.

"STUDIO TWIN DECK"

40 gns.

29 GNS.



Quality Tape Recorder at this amazing reduced price. 7in. Standard reels. Latest Studio 3-speed Deck, 1⅞, 3¾, 7½ 3 watts output. Attractive design cabinet in beige. Size 19in. × 13in. × 8in. Ins. and Carr. 12/6. Terms available. EXTRAS: Microphone **27/6.** Tape **25/-.**

"PETITE" RECORD PLAYER

8 Gns.

COMPLETE



Portable player in smart 2-tone colours. Size 12in. × 10½in. × 6in.

Contains 4-speed Single Player Unit and 8 × 3in. Elliptical Speaker. Ins. and Carr. 9/6. Terms available.

RECORD PLAYER CABINET only **29/9. MODEL P.L.5** as above. Ins. and carr. 4/6.

PLESSEY T.V. CHASSIS FOR SPARES 5/6

56 resistances. 54 condensers. 13 valve holders. 4 transformers. Chokes 250 mA. Metal rectifiers 300 volts at 250 mA. Fuse panel. Focus magnets. Plugs. Carr. 7/6.

DUKE & CO.

(LONDON) LTD.

621/3 ROMFORD ROAD, MANOR PARK, E.12

ILF 6001/3

Send for a FREE CATALOGUE

Liverpool St. St.—Manor Park—10 Mins.

VALVES

Brand new, individually checked and guaranteed

AC5PENDD	4/-	EB34	1/6	GL450	10/-	QP25	5/3	IS5	5/9	6K8GT	8/3	12SK7	4/-	958A	5/-
AL60	6/-	EB91	3/9	GZ32	9/-	QS75/20	6/9	IT4	4/-	6K8M	8/6	12SL7	7/-	1619	5/-
AP4	4/-	EBC33	5/-	HL23	6/-	QS95/10	6/9	2A3	8/-	6L5G	6/-	12SN7	8/-	1625	6/-
AR8	5/-	EC52	3/-	HL23DD	8/-	QS108/45	6/9	2A5	8/-	6L6	9/-	12SR7	6/-	1626	4/6
ARDD5	2/-	ECC81	5/6	HL41DD	8/-	QS150/15	6/9	2A6	7/-	6L6G	6/6	15D2	6/-	1629	4/6
ARP3	3/-	ECC82	6/6	HVR2	12/6	R3	8/-	2C34	2/6	6L34	4/6	15E	8/-	6120	4/-
ARP4	3/6	ECC83	7/-	KRN2A	19/-	R10	12/6	2D4A	4/-	6N7G	5/9	15R	7/6	7193	1/9
ARP12	2/9	ECC84	7/-	KT2	4/-	REL21	25/-	2X2	4/-	6N7GT	6/-	20A2	7/6	7475	5/-
ARP21	5/6	ECC85	8/-	KT31	8/-	RK34	2/6	3A4	5/-	6Q7G	6/-	21B6	9/-	8013A	25/-
ARP24	3/6	ECC91	4/-	KT32	8/-	RX235	10/-	3B7	5/-	6R7G	6/-	30	5/-	8020	6/-
ARP34	4/6	ECL80	8/-	KT33c	4/9	SP2	4/-	3B24	3/-	6R7GT	8/-	35T	30/-	9001	4/6
ARTH2	7/-	EF22	7/3	KT44	6/3	SP4B	7/6	3E29		6SA7	6/-	35Z4GT	7/-	9002	5/6
ATP4	2/9	EF32	5/-	KT63	6/-	SP13C	4/6	(829B)	60/-	6SC7G	5/6	37	4/-	9003	5/6
ATP7	5/6	EF36	3/6	KT66	11/-	SP41	2/6	3Q5GT	9/-	6SC7GT	6/-	38	4/-	9004	4/-
AU1	5/-	EF37A	8/-	KTW62	7/6	SP61	2/-	3S4	5/-	6SG7	5/-	58	6/-	9006	4/-
AU4	5/-	EF39	4/3	KTW63	6/6	STV280/40	12/-	3V4	7/3	6SH7	4/6	59	6/-		
AW3	4/-	EF50	2/6	MH4	3/6	SU2150A	4/9	5T4	9/-	6SJ7	6/9	75	8/-	Cathode Ray Tubes:	
AZ31	8/-	EF54	3/3	MH41	5/-	T41	7/-	5U4G	5/-	6SF5	8/-	76	5/-	CV1596 (O9J)	55/-
BL63	6/-	EF55	6/-	ML4	4/-	TP25	15/-	5Y3GT	6/-	6SJ7G	5/9	77	6/-	5BP1	35/-
BS4A	5/6	EF70	4/-	MS/PEN	6/-	TT11	3/-	5Z3	8/6	6SK7	5/3	78	7/-	5CP1	42/6
BT45	25/-	EF73	6/-	NT37 (4033A)	10/-	TZ20	16/-	5Z4G	8/-	6SL7GT	6/6	80	6/3	5FP7	45/-
BT9B	40/-	EF80	5/6	OD3	5/-	U17	5/-	6AB7	4/-	6SN7GT	4/6	82	8/-	7BP7	40/-
BT83	22/6	EF85	6/10	OZ4	5/-	U18	6/6	6AC7	3/-	6SQ7	6/-	83V	12/-	12DP7	60/-
CY31	11/6	EF86	9/-	PC84	7/-	U27	8/-	6AG5	3/6	6SR7	6/6	84	8/-	VCR97	15/-
D41	3/3	EF89	7/9	PC85	8/-	US2	5/-	6AG7	6/-	6SS7	6/-	85A1	12/-	VCRX258 (with scanning coil)	45/-
D77	4/3	EF91	3/6	PC88	7/-	UL41	7/-	6AJ7	4/3	6U6G	5/6	89	6/-		
DA30	12/6	EF92	4/6	PCF80	7/-	UL84	7/6	6AK5	5/-	6V6GT	6/-	210LF	3/-	VCR138	30/-
DAF91	6/-	EF95	7/6	PCF82	8/-	UL85	7/-	6AK7	8/-	6X4	5/-	210VPT 7 pin	2/6	VC139A	35/-
DAF96	8/-	EL32	3/9	PCL82	8/6	UU9	5/6	6AM5	5/-	6X5GT	6/-	705A	17/6		
DD41	4/-	EL33	8/-	PEN25	4/6	VP23	3/6	6AM6	6/3	6Y6G	8/-	715B	97/6	Photo Tubes:	
DET5	15/-	EL35	8/3	PEN46	5/-	VP41	5/6	6AT6	5/-	7C7	6/6	717A	8/6	CMG8	9/-
DF72	7/6	EL41	8/3	PEN65	6/6	VR78	4/-	6B8	5/6	6Z4	5/6	801	6/-	CMG2S	8/-
DF91	3/3	EL42	9/-	PEN220A	3/-	VR99	8/-	6B8G	2/6	7Q7	7/-	803	22/6	GS16	12/6
DF96	8/-	EL81	6/-	PENDD/1360	9/6	VR105/30	7/6	6C4	3/6	7V7	5/-	804	55/-	931A	50/-
DL92	6/-	EL84	7/6	PG7/5	15/-	VR150/30	7/3	6CS	6/-	7Y4	6/-	805	30/-		
DL94	6/-	EL85	10/-	PL36	10/6	VT4C	25/-	6C6G	4/3	7Z4	6/-	807 AMER	7/-	Special Valves:	
DL96	8/-	EL91	7/6	PL81	9/-	VU39	6/-	6C8G	5/-	8D2	2/6	807BR	5/-	2J31	45/-
DX2S	9/-	EM80	8/-	PL82	8/-	VU111	3/3	6D6	4/6	9D2	3/-	808	8/-	3A/1481	45/-
EBC21	8/-	EN32	7/6	PL83	7/9	VX3138	12/-	6ES	5/-	12A6	5/-	810	80/-	3J/170/E	£35
EBC91	3/9	ESU209	8/-	PT25H	7/6	W31	7/-	6F6G	4/-	12AH7	7/-	811A	25/-	3J192/E	£37/10
EI232	5/6	EY51	8/-	PX4	19/-	Y63	5/-	6F8G	6/6	12AT7	5/6	813	67/6	723A/B	50/-
EI323	25/-	EY86	8/-	PY80	6/9	Y66	8/-	6F12	4/6	12AU7	6/-	815	40/-	725A	30/-
EIS24	6/6	EY91	3/6	PX2S	9/-	Z31	6/-	6G6G	3/-	12AX7	7/-	816	30/-	726A	27/6
EA50	1/6	EZ40	7/-	PY81	7/-	IA3	3/-	6H6M	2/-	12C8	3/-	826	10/-	ACT6	200/-
EAC91	4/6	EZ80	6/6	PY82	8/-	IA5GT	5/-	6J5	3/6	12E1	22/6	829A	30/-	ACT17	75/-
		EZ81	6/9	QP21	6/-	ICSGT	7/6	6J7	7/6	12H6	2/-	832	15/-	ACT25	40/-
		FW4/500	6/6			ID8GT	6/-	6J7G	5/-	12K8M	9/-	832A	35/-	CV691	60/-
						IE7GT	7/6	6JSG	3/-	12J5GT	3/6	843	7/4	KR3	45/-
						IG6GT	12/-	6J6	4/3	12SA7	7/6	866A	10/-	LS7B	30/-
						IL4	3/6	6K6GT	3/6	12SC7	4/6	872A	35/-	V1924	22/6
						ILD5	3/6	6K7G	2/3	12SG7	6/6	930	8/-	VX7110	15/-
						ILN5	4/9	6K7GT	4/9	12SH7	3/-	954	2/-	WL417A	15/-
						IR5	6/-	6K8G	5/9	12SJ7	6/-	956	2/-		

AND MANY OTHERS IN STOCK including Cathode Ray Tubes and Special Valves.

All U.K. orders below 10/- P. & P. 1/-; over 10/- 1/6; orders over £3 P. & P. free. C.O.D. 2/- extra. Overseas Postage extra at cost.

MARCONI SIGNAL GENERATOR. TF 144G, 85 Kc/s—25 Mc/s. Made up to new standards, £70. Delivered free.

TELEPHONE HANDSET. Standard G.P.O. type new, 12/-. P. & P. 1/6.

TRANS-RECEIVER No. 22. 2 megacycles to 8 Mc/s. Built almost exactly as Number 19. Set much more economical in battery consumption. Complete in fully working condition with power pack for 12 volts, head-gear and microphone assembly, key. £9/19/6. Carriage 15/-.

U.H.F. SIGNAL GENERATOR TYPE TS14 3,200–3,370 mc/s., power measuring range 20–200 mW., R.F. output power —20 to —100 dbm below 1 mW. Power supply 115 w. A.C. Price £15. Carriage 15/-.

SCR 522 RECEIVERS (BC624), 100–156 Mc/s., no valves, 7/6. P. & P. 5/-.

H.T. CHOKES made by Bendix Radio (U.S.A.) 3 henrys .600A D.C. 25 ohms D.C. resistance, 18 volts R.M.S. 60 cycle test, £1/12/6. P. & P. 6/-. Ditto 10 henrys 250 amps. D.C. 90 ohms D.C., resistance 1500 R.M.S. 60 cycle test 16/6. P. & P. 3/6.

MINIATURE RELAYS. Changeover 12–30v. D.C. supply, 5 amps. contacts, 5/-. P. & P. 2/-.

PRE-SET DOUBLE POTENTIOMETERS, 2 x 3,000 ohms linear 4 w., 5/-. P. & P. 1/6.

CARBON INSET MICROPHONE, G.P.O. type, 2/6. P. & P. 1/-.

SPECIALLY BUILT POWER PACK for TCS receivers, 230 volts A.C. mains, including 6X5GT valve, £3/10/-. Carriage 5/-.

VACUUM CONDENSER. 32,000 v., 50 pF., 12/6. P. & P. 3/-.

SUPPLY UNIT RECTIFIER No. 21. Fully sealed enabling all sets built for 6 v. (R209, R109, etc.) to work from A.C. mains. Input 90 v.–260 v. A.C. (taps at 10 v. intervals); output excellently smoothed up to 10 amps with meter indicating exact output voltage. Measurements 12 x 9 x 10in. Price £8. Carriage and packing 15/-.

BRAND NEW ORIGINAL SPARE PARTS FOR AR88 RECEIVERS.

I.F. TRANSFORMERS, 1st, 2nd, 3rd, 4th (for type D), 12/6 each, or complete set of 6, 60/-.

I.F. Transformers. Crystal Load, 12/6 each.
Plates escutcheons (for D and LF), 15/- each.
Dials (for type D), 10/- each.
Logging dial (for D and LF), 10/- each.
Filter Chokes (for D and LF), 22/6 each.
Output Transformers (for LF), 30/- each.
Antenna Trimmers (LF and D), 2/6 each.
Filter Condenser 3 x 4μF, £2/10/-.
Condensers, 3 x .25μF (D and LF), 2/6 each; 3 x .01μF (D and LF), 2/6 each.
RF Antenna Inductors (D and LF), 7/6 each.
Mains Transformers (LF), £3 each.
Small Mica Condensers, various values, 1/6 each.
Instruction Manual for AR88D, £1.

MARCONI CR-100 COMMUNICATIONS RECEIVER. 60 Kc/s–30 Mc/s, with noise limiter. Completely reconditioned, £25. Carr. 25/-.

LABORATORY PRECISION VARIABLE CONDENSER. Manufactured by General Radio Co., U.S.A. 50–1,500 pF with micrometric drive and calibration chart. Overall dimensions of case 9 x 8 x 7in. Price £15. Carriage 15/-.

P. C. RADIO LTD.
170, GOLDHAWK RD., W.12 SHEpherds Bush 4946

R209 RECEPTION SET. A 10-valve high-grade Super Hetrodyne Receiver with facilities for Receiving R/T (A.M. or F.M.) and C.W. frequency 1 Mc/s-20 Mc/s. Hermetically sealed. Built on miniature valves and incorporating its own vibrator power supply unit driven by a 6 v. battery (2-point connector included). The set provides for reception from rod, open-wire or dipole aerial with built-in loudspeaker or phone output. Overall measurements: Length 12in., width 8in., depth 9in. Weight 23 lbs. In as new, tested and guaranteed condition, £23/10/-, including special headphone and supply leads. Carriage £1.

19-SET OWNERS. To increase output of your set six to ten times use RF AMPLIFIER No. 2 with built-in rotary converter for 12 v. input. Four 807 valves output. Simple connection with transmitter. Fully tested condition, £9/15/- including necessary connectors and instructions. Carriage and packing 15/-.

AR 88's. Completely rebuilt with new PVC wiring. Type "D," £75; Type "LF," £70.

COMPLETE SET OF STRONG AERIAL RODS (American). Screw-in type MP49, 50, 51, 52, 53, total length 15ft. 10ft. top diameter. 0.615in., bottom diameter 0.185in., together with matched aerial base. MP37 with ceramic insulator, ideal for car or roof insulation, £2/10/-. Post free.

R109 RECEIVERS. 1.8 Mc/s–8.5 Mc/s working from 6 v. D.C. Complete with all valves and built-in speaker. In excellent, guaranteed working condition, £5/5/-. Carriage & pkg. 15/-.

TCS RECEIVERS made by Collins of U.S.A., in fully guaranteed working condition. 1.5–12 Mc/s. Line-up: 12S7 (1), 12SQ7 (1), 12A6 (2), 12SK7 (3), power requirements 12 volts L.T., 225 volts H.T., £11/10/-. Carriage 12/6.

VARIOMETERS for W/S No. 19. Fully tested and working, 12/6. P. & P. 2/6.

PERSONAL CALLERS WELCOME

Tubes

HIGHEST QUALITY—NEW LOW PRICES
Carr. & Ins. 12/6 GUARANTEED

MOST MULLARD, MAZDA, COSSOR, EMITRON, EMISCOPE, BRIMAR, FERRANTI TYPES. PROCESSED IN OUR OWN FACTORY. New Mullard, Mazda & U.S.A. guns used. NEW 108K 19/-

	6 Months SECONDS	12 Months REGUNNED	12 Months NEW TYPES
9/10in.	£1-10-0	£3- 0-0	Mw 31/74 £4-0-0
12in.	£1-15-0	£3-10-0	
14in.	£2- 0-0	£4- 0-0	Mw 36/24 £5-0-0
15/17in.	£2-15-0	£4-15-0	
21in.	£3-15-0	£5-15-0	Mw 43/64 £5-15-0

4-SPEED RECORD PLAYERS

Latest turntable, together with lightweight Staar-Galaxy dual sapphire crystal turnover pick-up (pick-up only 19/-.) £3/10/-. Carr. 3/-.
Battery model as above £3/19/-. Carr. 3/-.

B.S.R. UA8 Autochanger	£6 15 0
B.S.R. UA8 Sterio Head	£6 19 0
B.S.R. UA14 Autochanger	£7 19 0
Collaro Conquest	£6 15 0
Collaro 4/546	£5 19 0

13 CHANNEL TV's

TABLE MODELS, FAMOUS MAKES. Absolutely complete
These sets are unequalled in value due to huge purchase direct from source. They are untested and are not guaranteed to be in working order. CARR. ETC. 15/-.

12" — £3.19
14" — £5.19
ALSO 12" 5 CH. TV's 55/-

100 RESISTORS 6/6
100 CONDENSERS 10/-

Miniature Ceramic and Silver Mica Condensers. 3pF to 5,000 pF. LIST VALUE OVER £5.

TRANSISTORS. Yellow spot 2/9, Green spot 2/6, Red spot 3/6, White spot 4/6, Yellow/Green 5-, XB104 8/6, XA103 10/-, XA104 12-, OC44 15/6, OC45 15/-, OC70 14/-, OC71 8/-, OC72 12/-. (Matched pairs 22/-). V15/10P 15-. RECTIFIERS. RM4 15/6, RM5 21/-, 14A86 17/-, 14A97 27/-, 14A100 25-, 14RA1-2-8-2 18-, 14RA1-2-8-3 22/-.

I.T.V. CONVERTORS

with power pack. Very compact External fitting. Band change switch. Manuf. cartons. Listed £7. 39/-

PM SPEAKERS

Top Makes Guaranteed
6in. 8/- 8in. 7×4 11/- 10in. 10×6 13/-

VALVES

BY RETURN OF POST
GUARANTEED 3 MONTHS
NEW LOW PRICES

10% DISCOUNT

SPECIAL OFFER TO PURCHASERS of any SIX VALVES marked in black type (15% in dozens). Post: 1 valve 6d.; 2-11, 1/-.
FREE TRANSIT INSURANCE. All valves are new or of fully guaranteed ex-Government or ex-equipment origin. Satisfaction or Money Back Guarantee on goods if returned unused within 14 days.

OZ4	4/6	5/-	6K8G	5/9	20P4	17/-	EB91	3/9	8MALL	4/9	U22	6/6
1A7GT	11/9		6K8GT	11/-	20P5	12/6	EBC33	5/-	EY86	8/6	U24	7/6
1C5GT	10/6		6L1	11/-	25A6G	8/-	EBC41	8/6	EZ40	6/9	U25	13/-
1H5GT	9/9		6L6	9/6	25L6G	6/9	EBC81	7/9	EZ41	7/6	U26	10/6
1L4	3/9		6L6G	6/9	25L6GT	9/-	EBF80	8/6	EZ80	6/9	U31	8/-
1N5GT	9/9		6L7	9/-	25Z4G	8/-	EBF89	8/6	EZ81	7/3	U33	11/9
1R5	6/6		6L18	9/-	278U	16/-	EBL21	14/-	GT1C	7/-	U35	8/6
1S4	8/9		6L19	11/6	30F5	7/-	EBL31	21/-	GZ32	8/9	U37	26/-
1S5	5/9		6LD29	8/6	30FL1	9/6	EC52	3/9	HABC80	9/6	U50	6/6
1T4	4/9		6P25	6/-	30P4	12/6	EC91	9/6	HL41DD	9/6	U52	5/6
2D21	4/6		6P28	9/-	31P12	8/-	EC92	4/-	HVR2	7/6	U191	9/6
3A4	5/6		6Q7G	6/9	30FL1	10/6	EC94	9/-	KT33C	6/6	U281	8/-
3Q4	7/3		6Q7GT	9/3	35L6GT	9/-	EC95	6/9	KT36	9/-	U282	15/-
3S4	6/6		6SA7	5/9	35W4	6/6	ECC81	5/6	KT44	6/6	U301	14/-
3V4	6/6		6SG7	4/9	25Z4GT	6/-	ECC82	6/6	KT45	8/6	U309	13/6
5B4G	11/-		6SH7	4/6	50CD6G	16/-	ECC83	7/6	KT61	9/-	U329	12/6
5U4G	5/6		6SJ7	6/-	50L6GT	9/3	ECC84	8/9	KT81	14/-	U339	11/-
5V4G	9/9		6SK7	5/3	615PT	11/-	ECC85	8/3	KTW61	5/6	U403	9/6
5Y3G	6/-		6SL7GT	6/6	90	6/6	ECF80	10/3	KTW63	4/9	U801	19/-
5Y6GT	6/6		6SN7GT	4/9	90AV	4/6	ECF82	9/9	KTZ63	5/3	UABC80	8/9
5Z4G	8/6		6SQ7	6/3	185BT	16/-	ECH21	14/-	MU14	8/-	UAF42	9/-
5Z4GT	11/-		6SS7	8/6	807A	5/-	ECH35	9/6	N37	11/-	UF41	8/-
6A8G	9/6		6U4GT	10/6	807E	3/9	ECH42	8/9	N78	15/-	UBC41	8/3
6AC7	4/3		6V6G	5/6	955	3/9	ECH81	8/3	P41	4/6	UBC81	10/-
6AG5	4/3		6V6GT	6/6	956	2/9	ECL80	8/3	P61	2/3	UBF80	8/9
6AG7	8/6		6X4	5/-	2050	3/6	ECL82	10/-	PABC80	11/-	UBF89	8/6
6AK5	6/9		6X5G	5/6	9001	4/-	ECL83	14/6	PCC84	7/9	UBL21	14/6
6AL5	3/9		6X5GT	6/6	9003	4/-	EF22	12/-	PCC85	9/3	UCH21	14/6
6AM6	3/9		7B6	9/6	ATP4	2/9	EF36	3/3	PCC89	13/9	UCH42	8/6
6AQ5	6/-		7B7	7/3	AZ31	9/-	EF39	4/3	PCF80	7/6	UCH81	9/-
6AT6	7/-		7C5	7/6	B36	8/6	EF40	13/6	PCF82	9/-	UCL82	11/3
6AU6	8/6		7C6	7/3	B65	4/9	EF41	8/9	PCL82	9/3	UCL83	13/6
6B8G	3/6		7H7	7/6	CBL31	23/3	EF42	7/6	PCL83	11/6	UF41	8/6
6BA6	6/-		7H7	9/6	CY31	9/9	EF50-BR2	8/-	PCL84	9/9	UF42	7/9
6BE6	6/-		7Y4	7/6	D63	1/6	EF50-AM2	6/6	PEN25	4/6	UF80	9/-
6QB6G	12/6		10C1	11/-	DA90	2/6	EF54	3/3	PEN45	7/3	UF85	9/-
6BW6	8/-		10C2	13/6	DAC32	9/9	EF80	5/9	PEN46	5/3	UF86	14/6
6BW7	6/9		10F1	6/9	DAF91	6/-	EF85	7/-	PL33	9/-	UF89	7/6
6C4	3/6		10F18	9/6	DAF96	8/3	EF86	11/-	PL36	11/-	UL41	7/6
6C6	4/3		10P14	9/6	DF33	9/9	EF89	8/-	PL38	18/-	UL44	12/6
6C9	11/6		12AH8	9/6	DF91	3/-	EF91	3/9	PL81	9/9	UL46	9/9
6CD6G	18/6		12AT6	7/9	DF96	8/3	EF92	4/9	PL82	7/9	UL84	8/-
6CH6	8/3		12AT7	5/6	DH77	7/-	EL32	4/6	PL83	8/-	UM80	9/6
6D6	4/9		12AU7	6/6	DK32	11/9	EL33	9/-	PL84	11/-	UU6	12/6
6F1	6/9		12AX7	7/6	DK91	6/9	EL35	8/6	PY31	8/3	UU7	9/6
6F6G	6/3		12J5GT	8/6	DK92	8/6	EL37	11/6	PY32	11/-	UY1N	11/-
6F13	6/9		12K7GT	6/-	DK96	8/3	EL38	12/6	PY80	7/-	UY41	6/6
6F14	11/6		12K8GT	12/-	DL33	8/9	EL41	8/6	PY81	7/-	UY85	7/-
6F15	11/6		12Q7GT	6/-	DL35	10/6	EL42	9/6	PY82	7/-	VR150/30	5/6
6H6	2/-		12SK7	5/6	DL91	8/9	EL84	7/9	PY83	8/-	X65	11/-
6J5G	3/9		12SN7GT	8/6	DL92	6/6	EL91	4/9	PZ30	11/-	X66	11/-
6J5GT	3/6		1487	14/9	DL94	7/6	EM34	8/6	B19	12/6	X78	14/6
6J6	4/-		19BG6G	15/-	DL96	8/3	EM80	8/9	TDD4	7/-	X79	16/6
6J7G	5/-		20D1	9/6	EA50	9d.	EM81	9/3	5P41	2/6	Y63	6/3
6J7GT	7/9		20F2	8/6	EABC80	7/6	EM84	9/9	5P61	2/6	Z66	7/6
6K6GT	6/6		20L1	9/6	EAF42	8/6	EM85	10/6	T41	7/6		
6K7G	2/3		20P1	11/6	EB34	1/6	EN31	16/-	U14	8/-		
6K7GT	4/9		20P3	12/6	EB41	7/-	EY51	9/-	U18	8/6		

List of 1,000 Special Offers 6d. Callers always welcome.

TECHNICAL TRADING CO.

350-352 FRATTON ROAD, PORTSMOUTH

POST: 2 lbs. 1/6, 4 lbs. 2/-, 7 lbs. 2/9, 15 lbs. 3/6, No C.O.D.

Wireless & Electrical Trader Year Book 1961

Vital up-to-date facts and figures for the radio and electrical industries

The annual directory of the radio, television and domestic electrical industries, including trade addresses, wholesalers' directory, legal information, rates of pay in the industry, list of proprietary names and classified buyers' guide. Features include television section, specifications of current radio and television receivers, tape recorders and a section devoted to valve base connections and diagrams.

15s net by post 16s 6d 478 pages

from leading booksellers

Published for "Wireless & Electrical Trader" by **ILIFFE Books Ltd.**
Dorset House,
Stamford Street, London S.E.1.

PULLER ELECTRONICS

TUNING FORKS

Frequency	1,650 Cycles.
Accuracy	Point 001%.
Temperature Range	0 Degrees C to Plus 75 Degrees.
Drive required at Resonance	Point 12 Volts 300 Microamps.
Typical " Q "	10,000.
Dimensions	3¾ × 2¾ × 2¼ins.

These are a Rugged Encapsuled Fork which may be used as a Precision Audio Standard or as a Narrow Band Filter. A small Signal at the fork frequency causes the fork to vibrate, so inducing a signal in the pickup coils. The very high effective " Q " coupled with good stability provides an accurate Audio Frequency Generator or Precision Signal Filter.

THE PLESSEY SYNTHESIZER

The Plessey Synthesizer is a crystal-controlled frequency standard having an accuracy of 1 part in 10/6ths. Incorporating its own power unit for operation from 50 c/s mains of 200/250V. It is capable of standardizing frequencies over the range 500c s to 10 Mc/s direct and by harmonic extension to 300 Mc/s. It is also arranged to provide an output of at least 0.1 V. across 80 ohms load at any kc/s interval from 2 kc/s to 10 Mc/s with an accuracy of 1 in 10/6ths and a similar output over a continuously variable range of 5 kc/s to 10 Mc/s, with an accuracy of 1 part in 10/6ths. Plus or minus 10 c/s. Mixing and filter arrangements are provided in such a manner that the wavemeter is direct reading and the procedure for obtaining any frequency is reduced to turning switches and tuning filters. The wavemeter consists of seven units incorporated in one framework and is transportable.

VALVE VOLTMETERS

Balantine model 300. Frequency range 10 cycles to 150 Kc/s. Accuracy 2% below 100 Kc/s and better than 3% above 100 Kc/s. By using the output jack the amplifier section of the voltmeter may be used separately giving a max. voltage gain variable up to 70db. The gain is adjustable by means of the range switch in steps of 20db and finer adjustments in gain are provided by the potentiometer setting.

KLYSTRON POWER SUPPLIES

Low voltage types suitable for 2K25. Also associated bridged T selective amplifiers. Frequency 3 Kc/s.

Service Facilities for Most Types of Electronic Equipment

PULLER ELECTRONICS
IA, WHITEHALL PARK, LONDON, N.19
ARChway 1678

BARGAINS in ELECTRONIC EQUIPMENT offered by UNIVERSAL ELECTRONICS

For LABORATORIES

FREQUENCY MEASUREMENTS

GENERAL RADIO Type LR1
160 kc/s-10 mc/s..... £200 0 0

R.C.A. Wavemeter Type TE149. Accuracy .5%. 2 Mc/s-20 mc/s. New unused. Complete spares and technical manual in transit case £10 10 0

BENDIX Type Frequency Meters:—
BC/221, 125 kc/s-20mc/s.. £45 0 0
TS173, 90-450 mc/s..... £120 0 0
TS174, 20-250 mc/s..... £140 0 0
TS175, 80-1000 mc/s.... £130 0 0
LM. Freq. Meters, 125-20 mc/s. £45 0 0
TS186D Freq. Meter, 100-10,000 mc/s. Write for quotation.
TS89/AP, 350-1000 absorption £45 0 0

LAVOIE LA6 100-500 mc/s. Accuracy .001%. Write for quotation.

MULLARD High Speed Valve Tester with cards.. £65 0 0

MARCONI Audio Oscillator 195L..... £55 0 0

MARCONI Universal Impedance Bridge Type 378D £55 0 0

SIGNAL GENERATOR EQUIPMENT

AIRMEC AM. FM. Type CT212. AM. 85 kc/s.-32 mc/s. FM. 16 kc/s.-32 mc/s. 1 microvolt 0.1 attenuator meter set mod. and set carrier 0-30 kc/s. F.M. deviation. 150-250 a.c. or 12 V. d.c. operation. AS NEW complete..... £45 0 0

MARCONI Video Osc. Type 885 and 885/1, 25 c/s.-5 m/cs. £125 0 0
Type 801A. 10-310 mc/s... £135 0 0
7620/2, 465-900 mc/s..... £120 0 0
7622/2, 300-600 mc/s. ..£120 0 0
1440, 85 kc/s.-25 mc/s... £65 0 0
2002, 16 mc/s.-150 mc/s... £35 0 0
517, 150-300 mc/s..... £35 0 0
962, TV Sweep Generator £45 0 0
913, FM Test Set..... £70 0 0
888, Portable Receiver Tester £75 0 0

E.M.I. Type QD/051, 30 kc/s.-100 mc/s..... £22 10 0

ADVANCE Type D1, 10-310 mc/s..... £45 0 0

R.C.A. Type 710, 370-560 mc/s. £35 0 0

BOONTON Type 84, 300-1000 mc/s. £220 0 0

HEWLETT PACKARD Type MI-18733 Range 520-1300 mc/s. Accuracy ±1%. Output voltage 1μV to 100mV. Impedance 50 ohms. Reconditioned completely; with calibration charts and guaranteed accuracy £125 0 0
Type 200 AG, Audio Oscillator. 20 c/s. 20 kc/s. in three bands. Output, 5 watts into 50, 200, 600, 5000 ohms. Metered input and output. Calibrated attenuator £85 0 0
Type 200A, 35 c/s.-35,000 c/s. 2 watts..... £35 0 0

OSCILLOSCOPES

COSSOR Type 339 .... £35 0 0
1035 .....£115 0 0
1049 .....£125 0 0
1052 ..... £70 0 0

ERSKINE Type 13 .... £45 0 0

DUMONT Type 241 .... £45 0 0

MULLARD Type E800 £35 0 0

DUMONT
USM-32 Miniature Oscilloscope 115v. AC power supply. 2½in.-2½in. tube. 0.1v. RMS volt/inch. 10 cps.-4 mc/s. ±2db freq. response. 1 megohm, 28 μμf impedance. 16-200,000 μs timebase. 1-10,000 μs marker. Calibrated vertical amplifier. Trigger 1-2 μs, 45 cps—515 kc/s. RPS. Attenuator. Cathode follower. Detector probes. NEW.....£125 0 0
TS34/AP Portable Oscilloscope. 2in. Cathode Ray Tube with Magnifier. Time Base 10-50,000 c/s free running, and 550 and 250 m/cs. single-stroke sweep. 1 mc/s. internal calibrating pulse input .1 to 1 volt for 1in. deflection maximum. 115 A.C. complete with probes £45 0 0

FURZEHILL Laboratory Type 1684D/2 3½in. screen. Time base frequency 2 c/s. to 150 kc/s., extendable to 00.2 c/s. Sensitivity .7 mm/mv. rms. modulation available through A.C. coupling. Price £60 0 0

METROPOLITAN VICKERS
CT52. 2½in. screen. 10 cps.—40 kc/s. time base. Y amplifier 0—5v/cm. 3db. 25 c/s.—150 kc/s. 1.6v/cm. 3db. 25 c/s-1 mc/s. 0.5μs delay line. AS NEW..... £65 0 0

ELLIOTT Single Pen 0-1 m/amp. "Pen Recorder." Price £45 0 0

MICROWAVE EQUIPMENT

S BAND
BC1277. Signal Generator 2700-3400 ..... £95 0 0
TS14. 3200-3370 mc/s... £50 0 0

MARCONI Spectrum Analyser. TF964 2,900-3,150 £100 0 0
Valves, type 707A, 726A, from, each £5 0 0

WAYNE KERR
8 Band Q Meter. Designed to measure the time constant, and therefore the "Q" of any 8 band echo box having a time constant between 1 and 3 μs. As NEW condition.
Price and details on request.
726 Klystrons. Magnetrons, Waveguide and Microwave components.

X BAND
SYLVANIA Spectrum Analyser, TYPE TEX-45E, 8630-9550 ....Write for quotation.
Test Set TS45/AP, 8700-9525. 10 mw. pwr. O/put. 37 db. power meter..... £50 0 0
Test Set TS13/AP, 9-285-9, 465 mc/s. 1,200c/s. FM square wave, 0.2-0.5 micro/sec. pulse 10-200 micro/sec. delays.....£110 0 0
Klystrons Type 2K25. 723/AB. CV129. Xtals. 1N23, 1N21B. etc.

K BAND
TS259 Signal Generator. 23,500-24,500 mc/s. —40 to —80 dbm. power output. +10 to +50 dbm. power input. Valves 2k33 Xtals 1N26 .. Write for quotation.
Klystrons Type 2K33. Xtals. 1N26.
Tuneable Cavity Valves. NEW. Unused 3 cm..... £5 0 0

COMMUNICATION RECEIVERS

RACAL Communication Receiver, 1960 model. Available from stock. Write for quotation.

Further details of the above and comprehensive catalogue and Supplement of Equipment available to laboratory engineers.

For RADIO & T.V. Servicemen

BC221 FREQUENCY METERS complete with original book, but calibration not guaranteed .. £16 0 0

TAYLOR Model 20A.
Circuit Analyser £14 0 0
30A, Oscilloscope..... £22 10 0
32A, Oscilloscope 2 c/s.-100 c/s. with triggering.. £50 0 0
45C, Mutual Conductance Valve Tester..... £35 0 0
45A, Valve Tester..... £9 0 0
45B Valve Tester..... £25 0 0
Model 77 Universal Meter. 20,000 opv. £13 10 0
67A, Signal Generator, 100 kc/s.-240 mc/s..... £27 0 0
94A, TV Waveform and Alignment Generator 4-220 mc/s. £50 0 0
92A, Sweep Oscillator, 0-250 mc/s..... £24 0 0
171A Electronic Testmeter £25 0 0
T.V. Pattern Generator. Type WG44. New £62.
Our price, as new..... £37 0 0
Ditto, Band One only.... £25 0 0

BEAMAC Cathode Ray Tube Tester. New £40. Our price, as new..... £30 0 0

AVO Valve Characteristic Meter £45 0 0
Roller Panel Valve Tester. (All modern valves can be tested with this instrument with suitable Adaptors) £10 0 0
Latest Valve Data Book for both £1 10 0
B.C. Bridges, as new, in boxes £9 10 0
B.C. Bridges, reasonable condition £7 10 0
B.C.L. Bridge, as new.. £25 0 0
Model 40 AvoMeter..... £12 10 0
Model 7 AvoMeter..... £14 0 0
Electronic Test Meter £28 0 0
AvoMinors AC/DC £6 0 0
AvoMinors, AC/DC, latest type £8 10 0

ALFA Meter. AC/DC 0-1200 V. New, complete with leads, 0-2 milliamp range £5 0 0

FERRANTI AC/DC Meters, 0-600 v. 0-25,000 ohms..... £3 10 0

MURPHY Pattern Generators, Band 'I only.... £45 0 0
Band 1 and III..... £70 0 0

HAM RECEIVERS

R.A.C. AR88LF..... £45 0 0
AR88D £50 0 0

MARCONI CR100.... £20 0 0
CR150 ..... £50 0 0

EDDYSTONE 640.... £22 10 0
740..... £30 0 0
840..... £40 0 0

HAMMARLUND Super Pro £30 0 0

HALLICRAFTERS
SX28 ..... £40 0 0
New S38E..... £28 0 0
New S87, 30 mc/s.-140 mc/s..... £35 0 0
New S87CA 130 mc/s.-230 mc/s..... £50 0 0
Hallicrafters new 1961 range in stock, demonstrations available for personal shoppers.

HEATHKIT DX100 (U.S.A.) type. New built.. £75 0 0

MARCONI Mercury Marine Receiver, 16 kc/s. 40 kc/s.-4 mc/s. In good condition £125 0 0
AS NEW £225 0 0

Many others for personal shoppers. Inspection invited.

AUDIO ITEMS

WRIGHT & WEIRE
Tape Head R.P. Type FR4 £1 15 0

COLLARO Erase..... 15 0

MARRIOT Rec/Play Head £1 0 0

B.S.R. TC8 Xtal cartridge £1 5 0
TC8/s cartridge £1 15 0

AUDIO OSCILLATORS

FURZHILL 0-10 kc/s... £20 0 0

MARCONI 0-10 kc/s... £15 0 0

B.S.R. 0-16 kc/s. £28 0 0

HEATHKIT Q Meter (U.S.A. built and guaranteed) £45 0 0

SMALL CRYSTAL OVEN, 3½" x 3" x 2½", 230 v. A.C. and 12 v. type, each 15 0

UHF RECEIVERS

Type AN/APR4. UHF Receiver. Range 40-2,000 mc/s. 115 v. A.C. Sensitivity 35-60μV. This Receiver can be supplied with main I.F. stage and R.F. heads, 4 complete or separately Write for quotation.
Type AN/APR5. 1,000 mc/s.-6,000 mc/s. Xtal Mixer Osc. 61F-2 Video. Det.-pre-amp 2 output. stage, 2 rect. 115 v. A.C. Complete £125 0 0

SULLIVAN Variable Air Condenser. Dual range. 35 pf.-615 pf. New. Uncalibrated £3 0 0
We can quote for calibration.

PLEASE NOTE

All equipment under Laboratory heading is reconditioned to makers' specifications and guaranteed.

Those listed under other headings are guaranteed in good working condition.

Our laboratory can undertake reconditioning of electronic instruments or realignment of receivers to original specification complete with 6 month Guarantee.

UNIVERSAL ELECTRONICS

22-27 LISLE ST., LEICESTER SQUARE, LONDON, W.C.2.

Tel: GERrard 8410 & 4447

Shop Hours: 9.30 a.m. to 6.0 p.m. Thursday 9.30 a.m. to 1.0 p.m

OPEN ALL DAY SATURDAY

T.C.C. "CATHODRAY" VISCONAL TYPES. 1 mfd., 2 kV., wkg., 7/6 each. 0.25μF., 4 kV. wkg. 6/- each. 0.05μF., 8 kV. wkg., 7/6 each. 0.1μF., 5 kV. wkg. 6/6 each. 0.05μF., 5 kV. wkg., 6/6 each. 0.1μF., 6 kV. wkg., 7/6 each. 0.5μF., 2.5 kV. wkg., 6/6 each. 0.25μF., 2.5 kV. wkg., 6/- each. 0.0025μF., 6 kV. wkg., 5 - each. 0.0025μF., 5 kV. wkg., 4/6 each. 0.005μF., 5 kV. wkg., 5/- each. 0.0025μF. 3 kV. wkg., 4/- each. 0.025μF., 2.5 kV. wkg. 4/6 each. 0.0025μF., 2.5 kV. wkg., 4/- each. 0.005μF., 2.5 kV. wkg., 4/- each. 0.025μF., 3 kV. wkg., 4/6 each. **All the above are tubular and mounting.**

BLOCK PAPER TYPES. 10 mfd., 1,500 v. wkg. 15/- each, post 3/6. 8 mfd. 1,200 v. wkg. 11/6 each. 6 mfd. 500 v. wkg. 5/6 each. 4 mfd. 500 and 750 v. wkg. 4/6 each. 4 mfd. 1 kV. 5/6 each. 4 mfd. 2 kV. wkg. 6/6 each.



25FT. AERIALS

Super quality very heavily galvanised steel tubes, no guy ropes needed, four 5ft. 2in. dia. steel tubes fit into ceramic insulated base, these are then pegged to the ground. Aerial mast in four sections steel tubes 2½in. dia., tapering to 1in. at top of mast. Complete aerial with all poles, base and stakes, etc., £12/10/-. Weight packed 2½ cwt.



GRAHAM GEARED MOTORS

115 v. A.C., 1/6th H.P., variable speed box 0-166. Size of unit 14½ × 9½ × 8in. £8/10/-. Carr. 10/-.

INDICATOR UNIT Type 1-152-c (U.S.A.) 3in. tube 3DP1, 1 rectifier 2 × 2 and 3 × 6AG5, with controls, etc. In a neat metal box 11 × 6 × 6½in., 50/- each. Post 2/6.

ROTAX CONVERTORS Types 8A, 24 v. D.C. input, 115 v. A.C. at 1.8 amps., 400 c.p.s. 3-phase. Just the job for the laboratory or experimenting. £6/10/- each. Carr. 7/6 ea.

U.S.A. R-B/APN-4 RECEIVERS, designed for RDF. Valves 1-6SN7, 4-6SK7, 1-VR105, 1-5U4G, 1-6SL7, 3-6B4G, 2-879/2, 1-6SJ7, all GT type. Complete unit with transformers, condensers, etc. As new, first-class condition. Price 65/- each. Packing and carriage 7/6.

MODULATOR UNITS. MD 7/ARC5. 2 × 1625. 12J5, VB150. Modulation transformer, 5 Relays, etc., 32/6 each. Post 3/6.

MOVING IRON METERS. 0-100 amps, 6in. scale, at £2; 90-180 v., 4in. scale at 35/-. Post 3/-.

AMERICAN L.T. TRANSFORMERS. Potted type, finished in black crackle and very conservatively rated. (1) 230 v., input 2 × 6.3 volts CT, at 3 amps. and 6.3 volts at 3 amps. output, 18/6 each. (2) 250 volt input, 2 × 6.3 volts at 3 amps., and 6.3 volts CT, at 3 amps. output, 17/6 each. (3) 230 volts input, 28 volts at 2 amps. and 2 volts at 1 amp., 12/6 each. (4) 230 volts input, 3 × 6.3 volts at 3 amps. CT, 1, 6.3 volts 3 amps., 22/6 each. (All these transformers are new and boxed, please include postage 3/6 each.)

CATHODRAY TUBES. CV 1526 (3EG1) 3 inch fil, 4 volts. Anode 1,300 volts. Base same as 139A, U12. 35/- each. Carriage 2/6. CV 1525. Ideal tube for the small scope, 35/- each. Packing and carriage 2/6. Brand new.

AMERICAN COMPUTERS AN-II-70A. Single parallax. Contains 8 relays 10 k., 2 change-over plat. contacts, 8 relays 300 ohms, 2 change-over silver contacts (all relays are small type), 9 × 6V6 small GT., 3 × 6X5 GT., and 2 6SN7. Seven small D.C. motors 27 v. 6 selsyn motors, 10 small microswitches. Plus gears, condensers, ball bearings and pots, etc. This unrepeatable bargain. £10 each.

DOUBLE PARALLAX AN-II-70-B. Similar to the above but larger, etc., weight 140lb. Brand new. £12/10/- each. Carr. £1.

MOTOR ASSEMBLY. Servo unit, C-1 11 A G1020. 26 volts D.C. Auto pilot. New in cartons. Price £3/10/- each. Carriage 7/6. C-1 Auto pilot flight gyro unit. Price £3/10/- each. Carriage 5/-.

VARIABLE RESISTORS, 3 ohms 10 amps, 18/6 each. Post 3/-.

TRANSFORMERS (drop thro' type). 110 and 230 volts pri., 275-0-275 at 125 mia., 6.3 v. at 0.9 amps., 6.4 v. at 4 amps. Size 4 × 4 × 4½in., 22/6 each. Post 3/-.

ROTARY CONVERTORS. 24 volts D.C., input 11 amps., 230 volts A.C., output at 80/100 watts D.C., regulated, voltmeter 0-300, starter and controls, also fuses on the front of the panel. Finished in grey, size 24 × 15 × 10in. £17/10/- each.

DESYNN METER MOVEMENTS. 24 v. D.C., 12/6 each, 1/6 post.

RACKS U CHANNEL IRON £4 each, other types from £2, carr. 7/6.

MICROPHONES C.3. Carbon insert. 7/6 each. post 1/6. G.P.1. breast set carbon insert. 7/6, post 1/6. No. 7 Moving Coil. 12/6 each, post 1/6.

BC 640 MODULATION TRANSFORMERS. 50 watts, 39/6 each, 3/6 post. Silica gel in 16 oz. bags, 5 for 5/-, post 2/6.

PRECISION RESISTORS. 3 × 1 meg. on panel, 1% tol. 5/6 each, 1/- post. 25-way cable, P.V.C. 14/44G., 4/6 per yard, plus post.

APR5A RECEIVER. 1,000 to 6,000 Mc/s., £35 each.

L.Z. FREQ. METER AND SIGNAL GEN. BC 1277A, £25 each.

PRESSURE GAUGES. 6in. scale mm.h.g., 0-250, 50/- each, post 3/6.

AIRCRAFT GAUGES. 0-100 temp., 0-200lb. per sq. in., 0-10lb., all in one case. New, boxed, £2 each, post 2/6.

RELAYS. 12 volt D.C., semi-rotary 3 p., DT., heavy duty, 7/6 each, 2/6 post.

STARTER MOTORS. 24 volt D.C., approx. 80 amps., ROTAX C5301 rotation C/W., can be used as a D.C. generator, charger, or powerful D.C. motor. Brand new in original wood cases, £6 each, 7/6 carr.

CRYSTALS. FT241 and 243 sets of 80 in 100 kc/s steps 20 to 27.9 Mc/s. Also Sets of 120, 27.0 mc/s. to 38.9 mc/s. Please write for further details.

INSULATORS, ENTERS, AIR-SPACED TRIMMERS, SWITCHES, ETC., from stock. Quantities available.

TERMS C.W.O. All goods offered are ex-W.D. S.A.E. for enquiries.

W. MILLS

3-B TRULOCK ROAD, TOTTENHAM, N.17

Phone: Tottenham 9213 & 9330

LENCO standard transcription units. Unit without pick-up arm.. £14 18 2 With arm only (will take any standard cartridge) £18 17 8

GARRARD 301 transcription unit with standard turntable £22 7 3

PHILIPS AG2009 4-speed single gram. unit with speed adjustment, pick-up lowering device and plug-in turnover crystal pick-up ..... £10 10 0 Stereo head 30/- extra.

ACOS Hi-light pick-up, 1 oz. tracking weight £17/17/0 with mono head. Stereo or mono spare heads.... £1 1 0





ARMSTRONG Stereo 55 R.G. chassis. M.W. and V.H.F. tuner with 2 × 5W stereo amplifier; bass and treble controls; 3 or 15 ohms output; switched inputs for tape replay and gram.; tape record output £33/12/0.

ARMSTRONG T4 F.M. tuner, self-powered with A.F.C. and cathode follower output. £19/19/0. Cabinet 56/-.

GOODMANS Axiom 300 12in. loudspeaker chassis. 14,000 gauss; 15W.; 15 ohms; fundamental resonance 35 c/s.; frequency range 30-16,000 c/s. £11/5/9. Axiom 400, 17,500 gauss, 20W. £16/1/0.

Axiom 110, 10in., 12,000 gauss, 10W. £5.

Axiom 112. 10in., 16,000 gauss, 12W. £8/10/0.

AEU 12B acoustic resistance unit will match any 12in. L.S. with 35c/s resonance to a suitable cabinet for good bass. £3/5/3.



KIRKMAN

40, THE BROADWAY, CRAWLEY, SUSSEX

THE classified guide to Britain's plastics industry

YEAR BOOK 1961

British Plastics

over 8500 changes bring this guide right up to date

Provides the only classified guide to the products of Britain's plastics industry. It includes lists of suppliers of raw materials, products made from plastics, and plant and equipment; processing and fabricating services offered by the industry; a list of proprietary names; Who's Who in Britain's plastics industry; details of associations and federations; technical definitions and data; basic properties of plastics; names and addresses of manufacturers, associations and federations at home and abroad; and details of new companies registered in 1959.

45s net by post 46s 9d 712 pp

from leading booksellers

published for "British Plastics" by ILIFFE Books Ltd

DORSET HOUSE · STAMFORD ST · LONDON SE1

RADIO CLEARANCE LTD.

TRADE ENQUIRIES INVITED

27 TOTTENHAM COURT RD., LONDON, W.1
The oldest Component Specialists in the Trade

Telephone: MUSEUM 9183
EST. 30 YRS.

FOLLOWING THE STUPENDOUS SUCCESS OF THE "MIRACLE"
WE NOW INTRODUCE FOR 1961

THE "CONTESSA"



A really remarkable 2-Band 6-Transistor Superhet Kit as displayed at the Radio Hobbies Exhibition.

The Contessa is the professional looking set with the professional performance.

Study these brilliant features which cannot be found in any other kit—

- Waveband coverage of 530 kc/s to 1,620 kc/s and 160 kc/s to 270 kc/s.
- Assured reception of at least a dozen stations in daylight!
- Large clearly-calibrated station-named dial.
- Internal high-gain Ferrox aerial.
- 5 : 1 ratio slow motion tuning.
- Fitted with the latest 12000-line high-flux loudspeaker.
- Power of 410 milliwatts from the single-ended push-pull final stage.
- Specially designed aerial matching coil for use in a CAR.
- Only first grade fully-guaranteed Mazda matched transistors and diodes are used.
- Double tuned IF transformers for maximum gain and knife-edged selectivity.
- Fully drilled printed circuit panel marked with component numbers.
- The two-colour case measures 10 x 7½ x 3½in. and weighs approx. 4 lbs. when assembled.
- Battery lasts 4 months with normal usage.
- Book supplied with detailed assembly instructions, diagrams and circuitry.
- Anyone can build this set—everything supplied—just a soldering iron required.

Inclusive price for all associated components, cabinet and battery, complete in every detail.
or our BUY AS YOU BUILD SCHEME, any parts sold separately.
Send for comprehensive descriptive Manual and Parts List, 3/6 post free.

£11-10-0
Plus 3/6 Regd. P.P

MOULDED TROPICAL PAPER CONDENSERS
Small, non-inductive, insulated, high-grade Capacitors. 150 v. Wkg., .15 Mfd. 5% 10d. .22 Mfd. 10% 9d. 2 Mfd. 10% 1/10. 250 v. Wkg., .068 Mfd. 9d. .1 Mfd. 1/1. .22 Mfd. 2% 1/4. 1 Mfd. 10% 1/7. 500 v. Wkg., 680 pF., 1,000 pF., 1,500 pF., 2,200 pF., 7d. each. 3,300 pF., 8d. 5,000 pF., 6,800 pF., .01 Mfd. 9d. each. 8,200 pF., 1/-. .022 Mfd., .03 Mfd. 10d. each. .047 Mfd. 2% .05 Mfd. 11d. each. .1 Mfd. 11d. .25 Mfd. 1/7. .5 Mfd. 1/3. 750 v. Wkg., 470 pF., 10% 820pF., 1,500 pF., 2,000 pF., 8d. each. 5,000 pF., 6,800 pF., 9d. each. .022 Mfd. 10d. 1,000 v. Wkg., 1,000 pF., 9d. 6,800 pF., 10d. .01 Mfd., 1,500 v. 1/-. .12 Mfd., .15 Mfd., 1/1 each.

VALVE HOLDERS
4 pin UX, 7d. 7 pin Brit. Pax. 3d. 7 pin Brit. Porc. 4d. Int. Octal Pax. 3d. Internat. Octal McMurdo 6d. Mazda Octal Pax. 3d. Loctals Amp. 6d. B7G Pax. 6d. B7G P.T.F.E. 8d. B7G Cer. with saddle and valve retaining spring 1/-. B8A Pax. 4d. B8A Amp. 6d. B8A Cer. 8d. B9A Pax. 6d. B9A Cer. 10d. B9A Cer. with saddle and valve retaining spring 1/-. B9A Cer. skirted 1/-. B9A Cans. 6d. B9A printed circuit 10d. B7G Valve cans 6d. EY86 High Voltage holders 1/3.

VARIABLE GANG CONDENSERS
Twin Gang .0005 Mfd. 2½in. x 2in. x 1⅛in. Spindle ¼in. 4/-.
Min. Twin Gang .0005 Mfd. 2½in. x 1½in. x 1⅛in. Spindle ⅛in. 5/6, with Trimmers 6/6, and Dust cover 7/6.
AM/FM 2-Gang Condensers. 500+20 pF., 3/6.

DISC CERAMIC CONDENSERS 500 v. Wkg.
8.2 pF., 470 pF., 500 pF., .001 Mfd., .002 Mfd., .0025 Mfd., .003 Mfd., .005 Mfd. 6d. each. .01 Mfd. 9d.

TRANSISTOR COMPONENTS

SUB MINIATURE ELECTROLYTIC CONDENSERS
Most with sleeves, all at 2/3 each.
.1 Mfd. 50 v., .25 Mfd. 15 v., .5 Mfd. 50 v., 1 Mfd. 25 v., 2 Mfd., 6 v., 15 v., 70 v., 4 Mfd., 12 v. 5 Mfd. 25 v., 6 Mfd. 3 v., 6 v., 8 Mfd. 3 v., 6 v., 15 v., 30 v., 10 Mfd. 6 v., 25 v., 16 Mfd. 3 v., 6 v., 30 v. 20 Mfd. 15 v., 25 Mfd. 12 v., 30 Mfd. 3 v., 6 v., 12 v., 50 Mfd. 6 v.

SUB MINIATURE TRANSISTOR COILS
Set of 3 I.F. Transformers 470 Kc/s plus Oscillator coil.
As specified for Mazda Circuits 23/6 complete.
As specified for Mullard Circuits 23/6 complete.
WTC oscillator Coils for Jackson or Plessey Gang 4/6 each. WTC 470 kc/s. I.F. Transformers 4/- each. 7/6 pair.

SUB MINIATURE CARBON POTS
5K., 50K., 220K., 330K., 1M. 2/-. 5M with switch. 4/6. 5K., 1/6, 500K preset 1/-. 1M Transistor Pots 2/-. 5K Transistor Pots 1/6.

FULLY MOULDED TRACK POTS
(Diameter ¾in. SHORT SPINDLES) 2/6 each.
100Ω, 250Ω, 400Ω, 470Ω, 500Ω, 1k., 2k., 2.5k., 5k. 10k., 15k, 25k., 50k., 100k., 250k., 500k., 1M.

SUB MINIATURE METALLISED PAPER CONDENSERS ¼in. x ¾in. 100 v. working. .005 Mfd., .0022 Mfd., .002 Mfd., .001 Mfd., 8d. each. .02 Mfd., .04 Mfd. Price 9d. each.

MIN. POLYSTYRENE CONDENSERS
10 pF., 50 pF., 59 pF., 75 pF., 82 pF., 100 pF., 125 v. wkg. 6d. each. 300 pF., 350 pF., 390 pF., 470 pF., 560 pF., 1,000 pF., 1,200 pF., 4,000 pF., 9d. each.

TV PRESET CONTROLS
Knurled knob and 6BA fixing holes. Diam. 1in. 100Ω 5K, 10K., 25K., 50K., 100K., 200K., 250K., 500K., 1.5M., 2M., 1/3 each. 25K wirewound 1/6.

SWITCHES ROTARY
Size 1⅛in. dia. 2in. spindles. Price 2/11 each.
1 pole 10 way. 1 pole 12 way. 2 pole 2 way. 2 pole 3 way. 2 pole 4 way. 2 pole 5 way. 2 pole 6 way. 3 pole 3 way. 3 pole 4 way. 4 pole 3 way.

POTMETERS CARBON—HI-GRADE
Moulded Tracks. Diam. 1¼in., 2¼in. spindles. 5K., 10K., 25K. Linear only. 50K., 100K., 250K., 500K., 1M., 2M. Log or Linear, less switch, 2/6 each. With switch 4/6.

TRANSFORMERS
Audio Output Types 5,000Ω to 3Ω 3/9. 30,000Ω to 3Ω 4/6. Universal CRT Boosters with tapped primaries 2 v. 6.3 v. 13 v. 25% boost all taps. 10/6. Filament Transformers, centre tapped, 6.3 v. 3 amps. 9/6.

MODERN TV COMPONENTS
Ferrox 1 line O/P Transformers, 16 kV. U25 10/6. (90° Types 12/6.) Frame O/P transformers to match 4/6. Scanning Coils to match 10/6. (90° types 12/6.) Pane containing 6 preset pots 5/-. Smoothing Chokes: 2 Hy. 250 mA. 3/11. 1.9 Hy. 250 mA. 2/11. 1.3 Hy. 250 mA. 2/6.
G.E.C. Metal Rectifier 250 v. 250 mA. 10/-. 34 Meg. I.F.T. 1/6 ea. 38 Meg. I.F.T. (link) 2/- ea. Masks 14in.. 17in. and 21in. 2/6, 3/6, 4/6 (plus 2/6 p.p.).

MISCELLANEOUS
Crocodile clips 4d. Coax. Plugs and Sockets 2/2 per pair. Condenser clips ½in., 1¼in., 1¼in., and 1½in. 6d. ea. Parmeko Smoothing Choke 8/9 Hy. 100 mA. 6/6, 500 pF. 15 Kv. moulded Condensers 2/6. WX2s Westector 6d. Transistor Twin gang condensers 387+166 pF. ex. equip. 4/6. Vibrator Hash Chokes 1/-. Ext. Loudspeaker panel with switch 1/-. OA81 3/-.

We have an extensive range of Waxed Paper Condensers (average price 5d. each). Metallised Paper Condensers (average price 11d. each) and Wirewound resistors 5/6/7-watt types (average price 1/- each).

All Electrolytic Condensers as advertised in May 1960 issue still available.

STAMPED AND ADDRESSED ENVELOPE with any enquiry please. But regret no lists or catalogues—our stocks move too quickly!
PLEASE ALLOW FULL POSTAGE AND PACKING CHARGES

TERMS OF BUSINESS: CASH WITH ORDER OR C.O.D. ON ORDERS OVER 10/-.

10^{-12} Watts — 25 kVA

DRAKE TRANSFORMERS LTD.

Mains Transformers
Chokes
Audio Output Transformers
Audio Input Transformers
Saturated Reactors
Screened Microphone Transformers
Current Transformers
Transistor Transformers
Inverter Transformers
Coils

DRAKE TRANSFORMERS LTD., BILLERICAY, ESSEX

Billericay 1155

BENSON'S BETTER BARGAINS

INDICATORS, Type 101 with VCR530 and 2/EB91, 2/EF91, 2/R10, new cond., **30/-** (post 7/-). **Type 1** with VCRX263, 2/EF52, 5/6J6, 1/6V6, 1/EY51, 2/EB91, 3/EF91, RF EHT Generator and 28 kc/s. xtal, **45/-** (Rail 7/6). **MORSE KEY** with buzzer, on board, wired for 4½ v. battery, **8/6** (p.p. 1/6). **TRANSFORMERS.** Open, upright, input 200/250 v. Outputs:—250-0-250 v., 150 mA., 5 v. 3 A. and 6.3 v. 5 A., **25/-.** Input 110/230 v. Outputs:—6 v. 2, A. twice, shrouded, **10/6.** Outputs: 510-0-510 v. 275 mA., 375-0-375 v. 83 mA., 5 v. 3 A., 6.3 v. 7 times (17 A.), **45/-. CONDENSERS,** block, paper, 8 mfd. 250 Vw. **4/-;** 4 mfd. 2 kWV. **7/6; 600 Vw. 3/6. SWITCH** fuse splitter, DP 15 A. **15/-. MONITOR 56,** triggered oscilloscope, comprising **Indicator 548** and **Power Unit 675,** 230 v. A.C. input, with cables and circuit. Cathode probe unit extra, **17/6. £8/10/-** (Rail 15/-). **HEADPHONES,** CLR, **7/6. CR100** Noise Limiter assemblies with valve, **3/6. NEW M.C. METERS,** 3½in. round flush, 50μA, **70/-;** 200 μA centre zero, **50/-;** 1 mA., centre zero, **45/-;** 1 mA., **55/-;** 2½in. 1 mA., **22/6;** 100 mA., **8/6;** 2in. 300 mA., each **8/6;** 2½in. M.I. 20 v. A.C., **8/6;** 300 v. A.C. 2½in., **15/-;** 100 v. A.C., 3½in., **45/-;** 150 v. A.C., M.I., 6in., in case, **45/-. VIBRATORS,** Mallory G634C 12 v. 4-pin, **7/6;** 6 v. 5-pin reversible, **7/6. DRIVES:** slow-motion Admiralty 200 : 1 ratio, scaled 0-100 **5/6. R1155 S.M.** " N " type, new, **10/6. VIBRAPAK6** 6 v. D.C. to 250 v. 60 mA., smicothed cased **22/6;** 12 v. input, **25/-** (p.p. 3/6). **DYNAMOTORS** (post 3/6). 12 v. to 250 v. 60 mA., **11/6,** 6 v. to 250 v. 60 mA., **11/6. CHOKES.** L.F. 10 H., 200 mA., **8/6;** 100H, 60 mA., **8/6;** 9H, 100 mA., **5/6;** Potted 10H, 100 mA., **7/6;** " C " 10 H., 250 mA., **12/6;** 5H, 400 mA., **10/6;** 30 H., 50mA., **7/6. R.F.27,** good cond., **18/-** (p.p. 3/6). **HEATERS:** Strips, enclosed, 220 v., 100 watts, **3/6;** finned, 115 v., 200 w., **2/-. RELAYS, " London,"** co-axial, small, 12/24 v., **7/6. SWITCHES:** Wafer, 2 pole, 4 way, 4 bank, 1P6W6B, 4P2W2B, 1P7W3B, 1P11W2B, 4P2W5B, **3/6** each. Ceramic 2P4W1B, 1P5W3B, 1P11W, 3P3W2B, **3/6.** STUD, 1P24W2B, 1P8W2B, **3/6;** 1P19W2B, **5/6;** 1P40W3B in brass case, **12/6. VALVES:** QQV06/40 (5894), **35/-;** QQV04/20 (815), **30/-;** VLS389 **20/-;** VLS631 **10/-. BENDIX** MN26C M/L bands **70/-** (carr. 10/-). **Rx78** 2.4-13 mcs. with 100 kcs. Xtal **35/-** (p.p. 3/6). **Box** with 6 GPO keyswitches and 12 lampholders, **15/-** (p.p. 3/6). **MOTORS,** reversing, 24 v. with magnetic brake, **12/6;** synch. 3,000 r.p.m. 100 v. 10 vA., 50~, **7/6;** Octal plugs, **1/6,** B7G plugs, **1/-. AMPLIFIERS,** 195/215 mc/s. 2/CV66, 1/VR136, 1/524, with power unit, 230 v. input, **45/-** (post 3/6). Osc. unit 207a with Klystron CV67, 524G and 3 neons, **22/6** (post 5/-).

LIST AND ENQUIRIES S.A.E. please. Terms, C.W.O. **Postage extra.** Immediate despatch.

Callers and post: **W. A. BENSON (W.W.), 136 Rathbone Road, Liverpool, 15.** *SEF* 6853.

Callers: **6UPERADIO (Whitechapel), Ltd., 116 Whitechapel, Liverpool, 1** *ROY* 1130

EXPORT ONLY
PROMPT deliveries Mobile V.H.F. Radio Telephones. Frequency ranges on five bands (1) 36-44 Mc/s, (2) 65-78 Mc/s, (3) 78-100 Mc/s, (4) 118-132 Mc/s, (5) 156-174 Mc/s. R.F. output 10 watts. A.M. Single Channel, crystal controlled. To operate from 6 v., 12 v. or Mains supply sources. Reconditioned with same as new guarantee. Prices from **£55** per complete station FOB U.K. Port, as illustrated.



GENERALLY AVAILABLE
H.F. Radio Transmitters 1½ to 20 mc/s. 300-watts phone output also remote control and C.W.
Collins 18Q (TCS Series) Radio Telephones 1½-12 mc/s. 4-channels 25 watts.
Wireless Sets. Nos. 19, 22, 31, 38, 62 and 68, and spares.
Aerial masts. Telescopic Steel 20ft. and 34ft.
Field Telephones. D, Mk. V, " F," " J," " H," " L," and EE8. Switchboards 10-Line to 100-Line—portable.
Carrier Telephony Systems. 1 + 1 and 1 + 4 Carrier Terminals and Repeaters.
V.F. Telegraphy Systems. 8peech + Duplex, 3 and 6 channel Duplex Radio Teletype Terminals AN/FGC-1C.
Rectifiers. Charging Sets 6/12 volt 15 amp. new, £12. Mains supply—115 volts and/or 230 volts mains.
D.C. Supply 24-volt 50 amp. new, **£35.** 200/240 V. mains. D.C. Supply 80-13 volts 0.7 amp., new, **£5.** 200/240 V. mains.
Aircraft Radio Compasses. Distance Measuring Equipment, and also 10-Channel V.H.F. Radio Telephones.

R. GILFILLAN & CO. LTD.
NATIONAL PROVINCIAL BANK CHAMBERS
29 SOUTH STREET, WORTHING, SUSSEX
Tel.: Worthing 8719 & 30181

Wilkinsons EST. 1921



RELAYS P.O. TYPE 3000

Built to your own specification

Keen Prices

Quick Delivery

Contacts up to 8-Changeover

MINIATURE RELAYS:

Siemens High Speed Sealed				S.T.C. and G.E.C. Sealed		
2.2Ω+2.2Ω	H96A	15/6	2Ω	2 C.O.	4184GA	18/6
145Ω+145Ω	H96C	19/6	700Ω	2 C.O.	4184GD	19/6
500Ω+500Ω	H96D	22/6	2500Ω	1 make HD	4186EE	22/6
1700Ω+1700Ω	H96E	25/-	2700Ω	2 C.O.	4184GE	21/6
Siemens High Speed Open			180Ω	2 m 2 b	M1087	19/6
100Ω+100Ω	H85N	15/-	670Ω	4 C.O.	M1092	21/6
850Ω+850Ω	H85W	15/-	2500Ω	1 C.O	M1022	22/6
1000Ω+1000Ω	H95A	17/6	5000Ω	2 C.O.	M1052	25/-

ERICSSON SEALED. Highly sensitive. 7000Ω 1 C.O. 24 v. 25/-

Comprehensive range available from stock.

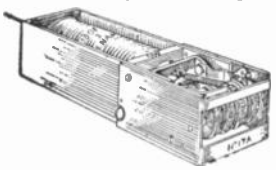

MAGNETIC COUNTERS

Counting to 9999.

2-6 v. D.C., **15/-** each, post 1/6.
75-230 v. D.C., **15/-** each, post 1/6.
HIGH SPEED TYPE No. 100c., **35/-**, post 1/6.

ATTENTION ALL MANUFACTURERS! ONE-HOLE FIXING SWITCHES. Single-pole changeover 3 amp., 250 volts A.C. **1/6** each, **12/-** doz., **£37/10/-** per 1,000. Ask for quotation for 5,000 or upwards. 100,000 available from stock now!

SOLENOIDS suitable for remote control, mechanical indicators, etc. 12 v. D.C., 400 mA, 30Ω, 3¼in. arm, ¼in. movement, **5/-** each, post 1/6.

TERMINAL BLOCKS. 2-way **4/-** doz., or box of 50 for **15/-**, 3-way **6/-** doz., 50 for **22/6**, post 1/6.

METERS GUARANTEED

F.S.D.	Size	Type	Price
100 Microamp	3½in.	MC/FR	80/-
50 Microamp	2½in.	MC/FR	70/-
250 Microamp	2½in.	MC/PR	40/-
500 Microamp	2½in.	MC/FR	37/6
1 Milliamp	2½in.	MC/FR	35/-
2 Milliamp	2½in.	MC/FR	25/-
30 Milliamp	2½in.	MC/FR	15/-
100 Milliamp	2½in.	MC/FR	15/-
200 Milliamp	2½in.	MC/FR	15/-
1 Ampere	2½in.	MC/FR	35/-
3 Ampere	2½in.	MC/FR	35/-
5 Ampere	2½in.	MC/FR	35/-
10 Ampere	2½in	MC/FR	35/-
20 Volts	2½in.	MC/FR	35/-
30 Volts	2½in.	MC/FR	35/-
40 Volts	2½in	MC/FR	35/-
500 Microamp	2in.	MC/FR	25/-
1 Milliamp	2in.	MC/FR	27/6
5 Milliamp	2in.	MC/FR	27/6
10 Milliamp	2in.	MC/FR	27/6
20 Volts	2in.	MC/FR	27/6
30 Volts	2in.	MC/FR	27/6
40 Volts	2in	MC/FR	27/6
15 Amps	2in.	MC/FR	12/6
3 Amps	2in.	MC/FS	27/6
5 Amps	2in.	MC/FS	27/6
30-0-30 Amps	2in.	MC/FR	15/6
50-0-50 Amps	2in.	MC/FS	12/6
500 Milliamps A.C.	3½in.	MI/FR	30/-
25 Amps D.C.	2½in.	MI/FR	7/6
50 Amps A.C.	4in.	MI/F or PR	65/-
300 Volts A.C.	2½in.	MI/FR	25/-



Postage on meters 1/6



New Taylor pocket-size Multimeter Model 127A. 20,000 ohms per volt, 20 megohms, 20 ranges, A.C. & D.C. **£10**. Post 2/6.

Complete list of meters available.

FREQUENCY METERS. 45-55 cycles per second 230 volts, 6in. dia. Flush Round. Brand new in maker's box, **£10/10/-**, post 3/6.

METER RECTIFIERS 250μA 1 M.A., 5 M.A., F.W. bridge, **8/6**, post 6d.

AMMETER. 0-3 amp D.C., by Turner, MC/FR, 6in. **90/-**, post 2/6.

MICROAMMETER. 250 F.S.D. 3¼in. F.R. Sangamo Mod. S37. Scaled for valve voltmeter. Circuit available free, **55/-**, post 1/6.

UNI-PIVOT GALVANOMETER, by Cambridge Instruments, 50-0-50 microamps, dia. 4in. Knife pointer, mirror scale. Complete with leather carrying case. Ideal for laboratory use, **£10**, carriage 3/-.

PORTABLE VOLTMETER. 0-160 volts A.C./D.C. accuracy within 2%. 8in. mirror scale, knife pointer, in polished case. A precision moving iron instrument at a very low price, **24/19/6**, post 3/6.

PORTABLE AMMETER. 0-3 amp. A.C./D.C. 3in. scale in case with handle. **35/-**, post 2/6.

AVO TEST BRIDGES. 220/240 volt A.C. Measure capacities from 5pf. to 50 mfd. and resistances from 5 ohms to 50 megohms. Valve voltmeter range 0.1 to 15 volts and condensers leakage test, **£9/19/6**, post 3/-.

RACKS—POST OFFICE STANDARD. 6ft. high with U-channel sides drilled for 19in. panels, heavy angle base.

SLYDLOK FUSES. 15 amp. with rewirable cartridge fuse. Latest type G15 M.M. Complete with studs, nuts and washers, **3/6** each, post 6d. Also available 100 amp., type M.M. G 99, **14/6**, post 1/-.



¼ H.P. CAPACITOR MOTORS

230/240 volts, 50 cycles 1420 r.p.m. ⅜in. shaft, resilient mounting. Or with ½in. shaft on Standard foot mounting. Either type, **£5/10/-**, carriage 10/-.

VACUUM PUMP AND COMPRESSOR. Edwards type IV, ¼in shaft, complete with flywheel, couplings, oil filter and union, **£6/10/-**, post 3/6.

RESISTORS EX STOCK, IN QUANTITY WIRE WOUND, HIGH STABILITY CARBON ETC., BEST MAKES AT LOWEST PRICES.

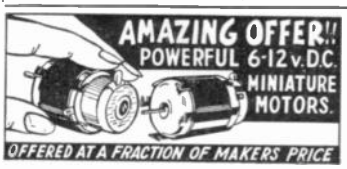

MINIATURE PRECISION MOTOR, 12 v. D.C. Size 1⅛ × 1⅛in. diam. Latest development. Extremely powerful with low consumption. Weighs as little as two ounces and totally enclosed in polythene protective case. Three-position switch; forward, reverse and stop. 7,000 r.p.m., self lubricating and long life sintered bronze bearing, **15/6**, post 9d. Ask for free length of polythene flexible drive.

ROTARY CONVERTERS. Input 12 v. D.C. Output 230 v. A.C. 50 cy. 135 watts. The ideal job for T.V. and tape recorders where A.C. mains are not available. **£8/10/-**, cge. 10/-. Also available with 24 v. D.C. input at same price.

ROTARY CONVERTER. Input 24 v. D.C. Output 220 v. A.C. 250 watts. Pedestal type with D.P. Ironclad switch, **BRAND NEW. £17/10/-**, carr. 15/-.

BATTERIES. Portable Lead Acid type, 6 volts 125 ampere hours. In metal case 16in. × 8in. × 11in. (Two will make an ideal power supply for our 12 volt Rotary Converters.) Uncharged **£6/10/-** each, carriage 15/-. 24 volts 85 amperes. **£14** each, carriage 15/-.

NIFE BATTERIES. Nickel Cadmium. 6 volts 75 amps. Crated and connected. Brand new **£7/10/-**, cge. 15/-. Special inter-crate connector supplied free with two batteries.

WESTALITE BATTERY CHARGERS. Made by Westinghouse (type BC14-6/40). Input 200/250 v. A.C., will charge 6 cells at 40 amps. Course control switch with eight positions and fine control switch with four positions. Built-in 0/50 meter. Fused A.C. and D.C., grey enamel finish, dimensions 24in. × 14in. × 13in. **£50** each.



TELEPHONE SET TYPE "A." Ringing and speaking both ways on a four-core cable. Carries the voice loudly and clearly over any distance. Two handsets are supplied as illustrated and the set is complete with Pushes, Buzzers, Battery, Plugs and Sockets. We can supply 4-core PVC cable at **10d.** per yard or 2-core at **3d.** per yard extra. Price **75/-** set, post **3/6**.

TELEPHONE SET TYPE "K." The most compact telephone set available as the 4½in. flat battery and buzzer is built-in to the hand instrument. Ringing and speaking both ways on twin wire, instrument is complete with 5ft. flex. Easily hangs on the wall. Set of two instruments, **£5/10/-**, post 3/6.

FANS INDUSTRIAL TYPE 230/240 volt A.C. Capacitor Motor, 16in. blades, adjustable louvres, filter. Ideal for paint shop. Brand new, **£20**, cge. 25/-.

AIR BLOWER powered by a 230 v. A.C. motor, 15in. fan. Volume of free air at max. r.p.m. is 1,250 cu. ft. per min. At maximum efficiency 900 cu. ft. per min. Brand new **£25**, carriage 30/-.

AUTO CABLE waterproof. Single. 14/36. **20/-** per 100 yds., post 1/6.

PUMP Electrically Driven by a 24 v. D.C. motor. Works efficiently on 12 v. Totally enclosed, self lubricating driven through 4 to 1 reduction gearbox delivering 60 g.p.h./30lb./sq. in. Inlet and outlet unions ¼ BSP **37/6**, post 2/6.

SIGNAL GENERATOR TYPE 52A. Input 230 volt 50 cycles, complete with leads, dummy antenna. Brand new in transit case. 6 to 52 Mc/s. inclusive in 4 bands with calibration charts. Coarse and fine attenuators. Int. and ext. mod. Output 0.5 volt to 100mv., impedance 70 and 100Ω. **£10**, carriage 10/-.

CERAMIC WAFER SWITCHES

1 Bank 1 pole 3-way ...	4/6 each	2 Bank 2 pole 4-way ...	10/6 each
1 Bank 1 pole 5-way ...	5/6 each	3 Bank 1 pole 11-way ...	18/- each
1 Bank 2 pole 2-way ...	5/6 each	3 Bank 6 pole 2-way ...	7/6 each
2 Bank 1 pole 11-way ...	12/6 each	3 Bank 4 pole 3-way ...	7/6 each
2 Bank 1 pole 12-way ...	7/6 each	4 Bank 2 pole 4-way ...	18/6 each

Others including Paxolin types: 1 Bank **3/6**, 2 Bank **5/-**, 3 Bank **6/6**, post 1/-. Full list available.

SELENIUM METAL RECTIFIERS

Charging Rectifiers. Full Wave Bridge.			
12 Volts 1 Amp ...	8/6 each	24 Volts 1 Amp	13/- each
12 Volts 2 Amps ...	13/6 each	24 Volts 2 Amps	24/- each
12 Volts 3 Amps ...	16/6 each	24 Volts 3 Amps	28/- each
12 Volts 4 Amps ...	20/- each	24 Volts 4 Amps	36/- each

MAINS TRANSFORMERS to suit above rectifiers.

12 Volts 1 Amp ...	12/6 each	12 Volts 4 Amps CT107	29/6 each
12 Volts 2 Amps ...	24/- each CT109	12 Volts 4 Amps	25/- each
12 Volts 2 Amps ...	20/- each	24 Volts 6 Amps	50/- each

HEAVY DUTY SWITCHES, suitable for switchboards. Carries over 100 amps Consists of 2 S.P.C.O. coupled, **50/-** pr, post 3/-, or separately at **25/-**, post 3/-.

SATCHWELL THERMOSTATS adjustable between 70°-190° Fahrenheit. 0-440 v. A.C., 20 amps., 11in. stem. Fitted cover. **25/-**, post 2/6.

ROOM THERMOSTAT. Adjustable between 45 and 75 deg. Fahr., 250 v. 10 amp. A.C. Ideal for greenhouses, etc., **35/-**, post 2/-.

CATHODE-RAY TUBES. VCR 139A, 2¼in. diam., **30/-**, 2AP1, 2in. diam., **25/-**. 5BP1, 5in. diam., **55/-**, all post 3/-.

L. WILKINSON (CROYDON) LTD.
19 LANSDOWNE RD. CROYDON SURREY
Phone: CRO 0839 Grams: WILCO CROYDON

BRAND NEW AM/FM (V.H.F.) CHASSIS AT £13.6.8. (P. & P. 10/-)

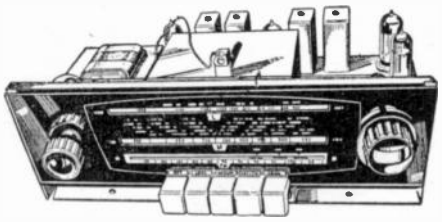

Tapped input 200-225 v. and 226-250 v. A.C. ONLY.
Chassis size 15 × 6½ × 5½in. high. New manufacture. Dial 14½ × 4in. in gold and black. Pick-up Extension speaker, Ae., E., and Dipole sockets. Five "piano" push buttons —OFF, L.W., M.W., F.M. and Gram. Aligned and tested,
With all valves & O.P. Transformer, Tone-control fitted.
Covers 1,000-1,900 M., 200-500 M.; 88-99 Mc/s.
Valves EZ80 rect., ECH81, EF89, EABC80, EL84, ECC85. Speaker and Cabinet to fit chassis, 47/6.
10 × 6in. ELLIPTICAL SPEAKER, 20/- to purchasers of this chassis.
TERMS:—(Chassis £5/7/6 down inc. carr.—and 6 monthly payments of 30/-, or with Cabinet and Speaker £5/10/- down and 7 monthly payments of 32/-.

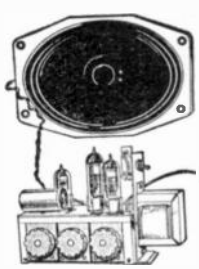

3-VALVE AMPLIFIER (INCL. RECT.)
Capable of giving 4 watts. Mains and output transformer. Valves ECC83, EL84, EZ80. 3 Controls, volume, bass and treble. On/Off switch. Fully guaranteed. Chassis size 6½ × 3 × 2½in.; with 7 × 4in. elliptical speaker or 6½in. round (Goodmans); state which.
ONLY 75/- (3/- P. & P.).

13-CHANNEL TUNER
I.F. 34-38 Mc/s. requires valves PCF80 and PCC84. Removed from chassis but in working order.
7/6 (2/6 P. & P.) Knobs 2/6 extra.



50 SILVERED MICA AND CERAMIC CONDENSERS, 10/-. 50 RESISTORS 5/-. 144 yds. 1mm. P.V.C. flexible sleeving 10/- post paid.

NEW WAXED TUBULARS, 350 v. or above, 3 of each. .001, .002, .005, .01, .02, .05, .1mF, .25, .5mF. Total 21 for 4/6 (post 9d.). Not more than 3 of one type.

AUTOMATIC RECORD CHANGERS
all 4 speed; all with turnover cartridge, crystal—all 5/- extra carr.
Collaro Conquest—£7/10/0; B.S.R. UA8—£6/10/0; UA8 Stereo—£6/17/6; B.S.R. latest UA14—£7/10/0.

GRAMOPHONE AMPLIFIER
with 5in. SPEAKER On Fabric-covered Baffle 12½ × 6in. Mains and Output Transformers. EZ40 and EL41 Valves. Tone and Volume Controls. On/Off switch. Plenty of Volume. Fully Guaranteed. Ful for Stereo. ONLY 63/-, post 3/-.



Two Knobs supplied. Ready to play.

PUSH-PULL AMPLIFIER £4/15/-.
3/- P & P

Brand new 200-240 A.C. mains. Bass, treble and vol. controls flying panel. With valves EZ80, ECC83 and 2-EL84 giving full 8 w. Chassis 12 × 3½ × 3½in. With o.p. trans. for 2-3 ohm speaker.

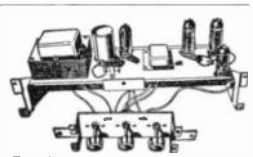

STEREO VERSION on same Chassis £4/15/- (P. & P. 3/-).

A Quality Tape Recorder. Valves EZ80, ECC83, ECL82, DM70 Record Level Indicator, Acos Crystal Mike. 850ft. Emitape. Extra spool. 3¾in./sec. B.S.R. Monarch deck (1) Vol. (2) On/Off Tone. (3) Ext. L.S. (4) Monitor. (5) Radio input. (6) Mike input. Fast forward and reverse controls. Cabinet size 14 × 11½ × 7in. Today's Best Value at 17 Gns. (10/- P. & P.). Low Interest Terms: £4 down and 5 monthly payments of £3. Write for descriptive leaflet.



SELF-POWERED V.H.F. TUNER CHASSIS
covering 88-95 Mc/s. Mullard permeability Tuner. Dims. 10¼in. × 4½in. × 5in. high. ECC85; EF91; EF91 and 2 Diodes. Metal Rectifier. Mains trans. Fully wired and tested. Only £7/10/0 (4/- carr.). Room dipole 10/-. 300 ohm twin feeder 6d. yd.

Delivery by return. C.O.D. 2/- extra. Terms: Cash with order or one-third down and balance plus 7/6 (up to £7/10/-) in equal four monthly payments. Balance over £7/10/- add 1/- in £1 and pay in not more than 6 monthly payments. See special terms for A.M.-F.M. chassis. All new goods unless stated. Send 6d. for 20-page catalogue. SATISFACTION GUARANTEED. Posted orders to Camberley.

GLADSTONE RADIO 58A HIGH ST., CAMBERLEY, SURREY. Tel. 22791
56 Stokes Croft, Bristol, 1. (Camberley closed Sat.)
247, New Road, Copnor, Portsmouth, Hants.
(Portsmouth and Bristol closed Wednesday)

STABILIZE *YOUR AC MAINS* with the finest equipment, *at a fraction of the normal cost:—*
FERRANTI 7½-KVA MOVING COIL AUTOMATIC VOLTAGE REGULATORS
Any stabilized output voltage in the range 200-250 v. can be selected by plug-board tappings. The selected output voltage is automatically maintained constant within ±½%, at all loads 0 to 30/37½ amps., when the supply voltage is varying over the range +8% to −12%.
- Frequency compensated 45-55 and 54-66 c/s.
- Excellent output wave-form.
- Can also be used as a variable transformer.
- Unused. Complete with spares and instruction book.

P. B. CRAWSHAY
94 Pixmore Way, Letchworth, Herts. 'Phone 1851

COIL WINDING

High quality coil winding carried out for transformers, chokes, telephone equipment and relays. Quantity production a speciality.

Vacuum impregnation with solventless varnish to RCS 214 where required.

Contractors to the Admiralty, Air Ministry, Ministry of Supply, G.P.O. and Electricity Boards.

A.I.D. and A.R.B. approved.

FRASER SPELLER TRANSFORMERS LTD.
Sydenham Road, London, S.E.26
Telephone: Sydenham 8813/9

MINIATURE ELECTRIC BULBS FROM 1V to 50V IN SIZES FROM 4.5mm to 18mm DIAMETER

After nearly 30 years of specialising solely in the production of Miniature Electric Lamps, we have accumulated a store of information that is freely available to the Electronics Industry. You are invited to write or phone us for any information you may require about Miniature or Sub Miniature Filament Lamps for use in existing or new projects.

VITALITY BULBS LTD.
Neville Place, Wood Green, London, N.22. 'Phone: BOWes Park 0013

LEARN A LANGUAGE THIS SPRING WITH
TUTOR TAPES
Full ELEMENTARY and ADVANCED LANGUAGE COURSES on TAPE including HANDBOOK published by D. C. HEATH, U.S.A.
Elementary
FRENCH, GERMAN ITALIAN, SPANISH, £3/3/-
New Elementary RUSSIAN, £3/17/6
Comprehensive LANGUAGE COURSES (2hr. recording) £6/6/-
Write for complete FREE DETAILS to:



TUTOR TAPE COMPANY (Mac 3999).
32 Orkney Street, London, S.W.11



Gaumont-Kalee Fluttermeter Type 1740

Watch that WOW!

with the Gaumont-Kalee FLUTTER METER

Accurate measurement of sound equipment speed deviations

The Flutter Meter measures those components which are commonly described as "Wow" and "Flutter" resulting from speed variations in sound recorders and reproducers. This instrument is equally suitable for use with machines employing perforated film, tape, wire or disc records.

Type 1740 is of entirely new design. More compact, lighter in weight and costing considerably less than earlier Gaumont-Kalee Flutter Meters, but with the same high performance and facilities.

Brief Technical Data

Operating carrier frequency 3,000 c.p.s.±5%
Minimum input signal 50 mV R.M.S.
Input. Impedance 1 Megohm.
Input amplifier bandwidth —3db at 2,500 and 3,500 c.p.s.
Effective limiter range ±10dB.
Meter scaling—"Peak wow" 0 to ±1% (centre zero).
"Wow" and "Flutter" 0 to 1% and 0 to 0.2% R.M.S.
Crossover frequency 20 c.p.s.
"Flutter" meter response—3db at crossover.
—3dB at 200 c.p.s.
"Wow" meter response —3 dB at crossover.
—1dB at 0.5 c.p.s.
C.R.O. output frequency response level down to zero frequency—3dB at 200 c.p.s.
3,000 c.p.s. oscillator output level 5V R.M.S. into 0.5 Megohm 100 mV R.M.S. into 500 ohms.
Accuracy: Meter presentations ±2% f.s.d.
Power consumption 35 watts.
Mains 100/150v. and 200/250v.
Single phase 45/60 c.p.s.

Dimensions: Height 10¼" 26.04 cm.
Width 12½" 31.12 cm. Depth 14⅜" 36.47 cm.
Nett Weight: 29lb. 13.15 Kilos.

Write for full details to:

Important users of Gaumont-Kalee Flutter Meters include:

B.B.C. Television and Research, Collaro.
Commission Superioreure Technique, Paris.
Commonwealth of Australia, Melbourne.
Compagnia Commerciale di Cinematografia, Milan.
Dept. Posts and Telegraph, Dublin.
Egyptian State Broadcasting.
E.M.I. Research Laboratories.
Gerrard Engineering and Manufacturing Co. Ltd.
Magnavox Corporation of U.S.A.
Marconi Wireless.
Ministry of Supply.
Ministry of Transport and Civil Aviation (U.K.).
Mullard.
N.V. Philips' Gloeilampenfabrieken, Holland and Denmark.
N.Z. Broadcasting System.
Post Office Research Department.
R.C.A. Photophone Ltd.
Southern Instruments Ltd.
Truvox Ltd.
Vortexion.
Westrex Co. Ltd.
Wright & Weaire Ltd., and users in India, Poland and Hong Kong.

RANK PRECISION INDUSTRIES LTD
G.B-KALEE DIVISION (STUDIO), WOODGER RD., LONDON, W.12, ENGLAND
Tel: SHEpherds Bush 2050. Cables: RANKPRESTU, LONDON



the finest **protection** of all

gold
hard and bright
always reliable
large quantities — lower cost

silver
soft or hard
dull or bright
low contact resistance

and most successfully applied by

PRECIOUS METAL DEPOSITORS LTD
HEARSALL LANE, COVENTRY
Telephone: Coventry 73159

NEW—Quality Tools at cut prices. **ENGINEERS 12in. ADJUSTABLE SQUARE WITH SPIRIT LEVEL 9/6. 5in. VERNIER CALIPERS WITH DEPTH GAUGE 9/6. WHIT. OPEN END SPANNERS,** drop forged and plated, set 6. ¼in. to ½in., **13/6. POCKET NEON TESTER,** with retractable screwdriver, **5/-. 5in. SIDE CUTTERS 5/6. 5in. PLATED ROUND NOSE TAPERED PLIERS, 5/6. 7in. FLAT NOSE BOX JOINT TAPERED PLIERS, 6/6. 7½in. COMBINATION PLIERS, 6/-. TUB. HACKSAWS** (Eclipse type), **11/9. H.S. TWIST DRILLS.** Set of 7. ⅛in. to ¼in. **4/-.** Full size in wallet, **6/-.** Set of 13—**9/6.** Set of 17, ⅛in.-½in. in wood case, **15/6. OUR FAMOUS TRANSFORMERS.** Input 200/250 v. Output tapped 3, 4, 5, 6, 8, 9, 10, 12, 15, 18, 20, 24, 30 v., 2 amp., **24/6.** 17, 11, 5 v., 8 a., **27/6.** 5 a., **24/6.** 3.5 v., 9, 17 v., 1 a., **13/-.** P.P. **STUDIO "O" CARTRIDGES, 16/-. 12in. SPEAKERS WITH 5in. TWEETERS** by leading makers, **75/-.** Less than half list price. **NEW 12in. SPEAKERS,** 12 watt (list price £12/12/-). **£6/17/6. NEW CELESTION OVAL SPEAKERS.** 8½ × 5½in. **24/-. RELAYS.** Single make contacts, 24 v. 25 amp., **15/-. RELAYS.** 4,000 ohm, S.M. or S.B., **5/6.** Ex. equipment. **LAVOIS LABORATORY MICRO WAVE FREQUENCY METER.** 300-600 Mc/s., **£25. B.C. 604 F.M. TRANSMITTER.** Push button and manual tuning, 20-28 mc/s. Complete with 80 Freq. Crystals in 100 kc/s. stages. 24 v. power supply incorporated and with B.C. 603 Receiver for same, **£30. P.V.C.** Recording Tape. Finest Quality. 850ft. reels, **19/-. Hi-Fi CRYSTAL MICROPHONES** in Grey Bakelite case, **15/6. G.B. ELECTRONIC CRYSTAL STICK MICROPHONE** in polished steel case, 4in. x 6in., complete with lead and plated Bulgin jack plug, **42/6.** Weight 5 ozs. **F.W. METAL RECTIFIERS.** 12/6 volt, 1 a., **7/6;** 3 a., **13/-;** 4 a., **17/6;** 6 a., **27/6;** 24 v. 2 a., **23/6;** 12 v. 6 amp., **30/-;** 12 v. 16 a., **50/-. TOGGLE SWITCHES** DPDT **3/6.** SP 1/9. **MICRO SWITCHES,** spring leaf, Make and Break, **5/6. MAINS TRANSFORMER AND RECTIFIER** giving 12 v. 1 a. D.C. Output, **19/6.** And with Output 30 v. 2 a., **33/6. NICKEL NIFE BATTERIES.** 1.2 volt. 2.5 amp. Size 3 × 2¾ × 1in. Practically everlasting. **6/-** or 3 for **16/-.** 4 for **21/-. Ex W.D. MORSE KEYS. 3/6, 6/-** and **6/6. 1,000 NEW S.T.C. FREQ. CRYSTALS.** 10,555 kc/s. to 19,872 kc/s., **5/6** each. Plus 6d. postage. Lists available. **PAXOLIN PANELS** 12 × 6 × ⅛in., **3/6.** P.P. 4ft. × 3½in. × ⅛in. **10/6. W/W RHEOSTATS** 12 v. 1 a., **2/6;** 5 a. **10/6. 12 v. MINIATURE RELAYS.** 1½ × 1½ × 1in. Wgt. 1½ ozs. S.P.C.O., **8/6.** S.P.C.O. and 3 M. **9/6. 12 v. D.C. RELAYS.** 2 make **6/-;** 2 for **11/6. BENCH GEARED HAND-GRINDER.** 5 × 1in. stone **31/6.** 6 × 1in. **35/-. BENCH VICE.** 2½in. with clamp. **15/6. EX. W.D.** 12 v. D.C. Reversible Geared Motors. 2½ × 1½in. Ideal for all model use, **16/6.** Wgt. 10 ozs.

Amazing Miniature 6-8 v. D.C. motor. 1½ × 1½in. with built-in reversing switch. Wgt. 3 oz. **15/-.**

Lists sent on request. All post paid.

THE

RADIO & ELECTRICAL MART

P.O. Box 9 G.P.O. Tunbridge Wells, Kent

OUR GIGANTIC STOCKS INCLUDE :

LINE OUTPUT, FRAME OUTPUT, SOUND OUTPUT LINE AND FRAME BLOCKING OSC. TRANS. AND SCAN COILS, FOR ANY MAKE OR MODEL TELEVISION.

SOME OF OUR VALVES

AZ31	8/6	PCL83	12/6	W77	5/
B36	8/6	PCL84	10/9	Z77	3/-
D77	3/-	PL33	8/6	5U4	5/-
DH77	6/-	PL36	12/9	5V4	9/-
DK91	10/-	PL38	14/6	5Y3	10/6
DK92	10/-	PL81	8/6	5Z4	10/6
DK96	10/-	PL82	7/-	6AL5	3/-
DL92	8/6	PL83	7/-	6AM6	3/-
DL94	9/-	PY31	8/-	6CD6	27/6
DL96	9/6	PY32	10/6	6D2	3/-
EB91	3/-	PY80	7/-	6F1	5/-
EBC33	5/-	PY81	6/-	6F12	3/-
EBF80	9/6	PY82	6/6	6F13	7/-
ECC31	5/6	PZ30	10/-	6F14	9/6
ECC82	6/-	U22	9/6	6F15	9/6
ECC84	8/-	U24	20/-	6L1	12/6
ECF80	8/-	U25	13/-	6L18	8/-
ECH35	9/-	U26	12/6	6P25	8/6
ECH81	8/-	U31	9/6	6P28	12/6
ECL80	7/-	U50	8/6	6Y6	5/6
EF39	5/-	U52	7/-	10F1	6/-
EF50	4/-	U191	18/-	10C1	10/-
EF80	4/6	U281	12/6	10C2	13/-
EF91	3/-	U282	20/-	10P13	9/-
EF92	5/-	U301	20/-	10P14	9/-
EL33	8/6	U801	22/6	12AT7	5/6
EL38	14/6	UAF42	8/-	12AU7	6/-
EL84	7/-	UBC41	7/9	20D1	8/6
EY51.S.E.	6/6	UCH42	7/-	20P2	9/-
EY51	8/9	UF41	8/6	20L1	12/6
EY86	8/6	UF42	5/9	20P1	10/6
EZ40	6/6	UL41	7/3	20P4	17/-
KT33C	9/6	UL46	7/3	27SU	16/-
KT36	12/6	UL84	11/6	30C1	7/3
KT66	15/-	UY41	6/6	30L1	7/3
PCC84	7/3	UU8	14/6	30P4	12/9
PCC89	13/6	UU9	6/6	50CD6	23/6
PCF80	7/3	8P41	2/6		
PCL82	10/9	8P61	2/6	185BT	32/-

These are only examples of our valves: if you do not see what you require send stamped addressed envelope for special quotation.

For the Finest, Fastest Service in the country, contact—

D. & B. TELEVISION

131a KINGSTON ROAD
SOUTH WIMBLEDON
LONDON, S.W.19

Phone: Cherrywood 3955

DAMAGED METER?

Have it repaired by Glasers

Reduce overheads by having your damaged Electrical Measuring Instruments repaired by L. Glaser & Co. Ltd.

INSTRUMENT REPAIRS

We specialise in the repair of all types and makes of Voltmeters, Ammeters, Microammeters, Multirange Test Meters, Electrical Thermometers, Recording Instruments, etc.

As contractors to various Government Departments, we are the leading Electrical Instrument Repairers in the Industry. For prompt estimate and speedy delivery send defective instrument by registered post, or write to Dept. W.W.

L. GLASER & CO. LTD.

96-100, Aldersgate Street, London, E.C.1
Tel.: Monarch 6822

ADJUST. HOLE DOUBLE CUTTERS

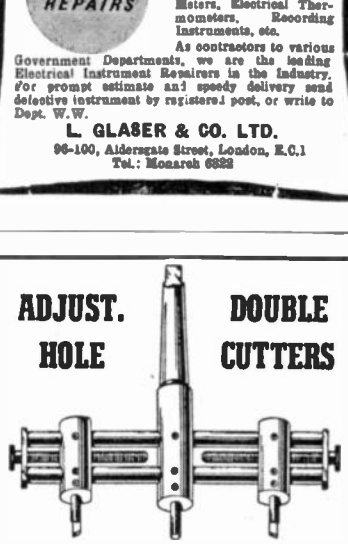

with Fo. 3 or No. 2 Morse Taper Shanks or ½" parallel shank, capacity: from 1/" to 9" dia. Send for illustrated broch ure.

LUDFRY LTD.

5 Hanway Place, London, W.1. Tel. MUS 7472

SOUTHERN RADIO'S WIRELESS BARGAINS



TEST METERS. PORTABLE. 3½ x 3½ x 2½in. D/C. M/C. Ranges: 0-5,000 ohms; 0-60 mA.; 0-3 volts; 0-1.5 volts. Range can be extended to suit individual requirements by addition of resistances. (Featured in Practical Wireless, Marah issue.) **NEW AND TESTED.** 12/6 each plus 2/- P. & P. SPECIAL QUANTITY PRICES: 12 for **£7.** Carriage paid U.K. (ex. sea routes).

METERS. 30-0-30 and 3-0-3 volts combined ranges with prods, 15/-.

ATTACHMENTS for "38" TRANSMITTER-RECEIVERS Mark II. HEADPHONES 15/6 per pair; THROAT MICROPHONES 4/6; JUNCTION BOXES 2/6; AERIALS, No. 1 2/9, No. 2 5/3; WEBBING 4/-; HAVERSACKS 5/6; VALVES. A.R.P. 12 4/6, A.T.P.4 3/6; SET OF FIVE VALVES 19/-. Postage on each item except valves 1/6 extra.

RECORDING BLANKS. Brand new. Ready for cutting. 13in. 6/- each or 15 complete in metal case. £4.

RESISTANCES. 100 assorted useful values. New wire end 12/6. NEW.

CONDENSERS. 100 assorted Mica; Tubular; etc., 15/-. NEW.

CONTACTOR TIME SWITCHES. 2 impulses per sec., in case, 11/6.

REMOTE CONTACTOR. For use with above, 7/6.

LUFBRA HOLE CUTTERS. Adjustable ⅜in. to 3½in. For Metal, Plastics, etc., 7/-.

MAGNETS. Strong Bar type, 2 x ½in., 1/6 each.

MORSE TAPPERS. Midget type 2/9; Standard 3/6; Heavy type on base, 5/6. ALL BRAND NEW.

MORSE PRACTICE SET. TAPPER with BUZZER on base. Complete with battery, 12/6. BRAND NEW.

PACKARD-BELL AMPLIFIERS. Complete BRAND NEW, with valves, relay, etc., etc., 17/6 each.

TRANSMITTER-RECEIVERS. Type 18. Mark III. ALL BRAND NEW COMPLETE with 6 valves in carrying case. £4/17/6. Carr. paid.

ATTACHMENTS for "18" TRANSMITTER-RECEIVERS Mark III. HEADPHONES 15/6 per pair. HAND MICROPHONES 4 a., 12/6. AERIALS 5/9; MORSE KEY 6/6; VALVES: ARP12 4/6, A.R.8 7/6, A.T.P.4 3/6; SET OF SIX VALVES 25/-. Postage on each item except valves 1/6 extra.

R,109 RECEIVERS. SHORTWAVE 1.8 to 8.5 mc/s. Complete with six valves. Vibrator pack for 6 volts. Built-in speaker. In metal case. **£5.**

BOMBSIGHT COMPUTERS. Recent purchase, ex-R.A.F. Ideal for experimenters. A wealth of gears, motors, blowers, etc., etc. £3/12/6 carriage paid.

QUARTZ CRYSTALS. TYPES F.T.241/F.T.243. 2-pin, ½in. space. Frequencies (F.T.243) 5,700 kc/s. to 8,650 kc/s. (F.T.241) 20 Mc/s. to 38.9 Mc/s. (54th and 72nd harmonics). 4/6 each.

BRAND NEW. TWELVE ASSORTED CRYSTALS 45/-. BRAND NEW. HOLDERS FOR BOTH TYPES 1/3. Customers ordering 12 crystals can be supplied with lists of frequencies for their choice.

CRYSTAL CASES. FT.241/243 types. 10/6 per dozen.

STAR IDENTIFIERS. Type I.A-N. covers both hemispheres. 5/6.

COMMAND RECEIVERS. B.C. 454 3-6 Mc/s. B.C. 455 6-9 Mc/s. Complete with 6 valves. New condition. 47/6 each.

DYNAMOTORS FOR ABOVE. 28 volts. 15/-.

VISUAL INDICATORS (10Q/4). Type 3. With 2 meter movements and two neons. New in cover. 12/- each.

TRANSPARENT MAP CASES. Plastic 14in. x 10½in. Ideal for Maps, Display, etc., 5/6.

Post or carr. extra. Full list Radio Books, etc. 3d.

SOUTHERN RADIO SUPPLY, LTD.

11, LITTLE NEWPORT STREET,
LONDON, W.C.2. GERrard 6653

new ILIFFE books

Principles of Transistor Circuits

Introduction to the design of amplifiers, receivers and other circuits
2nd edition

by S. W. Amos, B.Sc. (Hons.), A.M.I.E.E.

This book, by the Editor, Technical Instructions Sections of the BBC, has been completely revised and enlarged. New sections include a description of drift transistors and details of controlled rectifiers; and among the many new and revised figures is one of a complete circuit of transistorised V.H.F. Receiver. The first two chapters, which have been completely rewritten, deal with the basic properties of transistors, but the main emphasis of the book is on circuit design. Among topics discussed are the determination of such quantities as input resistance, stage gain, optimum load, power output, values of coupling capacitors and transformer winding inductances.

21s net by post 22s 221 pp 125 diagrams

Television Receiver Servicing

Volume 1: Time base circuits
2nd edition

by E. A. W. Spreadbury, M.Brit. I.R.E.

It is probably true to say that three-quarters of the faults in television receivers occur in the time base circuits themselves or in other parts of the receiver that are affected by their operations, and certainly it is in the time base circuits that is found circuitry which differs most radically from that in radio receivers. This volume covers this section of the receiver, including the cathode ray tube, as it affects the service engineer, explaining all its complexities in simple, readable language. It describes the numerous varieties of circuits used in past and present receivers and explains how faults can best be traced. This new edition brings Volume 1 completely up to date and is recommended to students taking the Servicing Certificate Examinations of the Radio Trades Examination Board. (The 2nd edition of Vol. 2: Receiver, Aerial and Power Supply, is in preparation.)

25s net by post 26s 5d 362 pp

Learning Morse

13th edition

by H. F. Smith.

A new revised edition of a guide for all wishing to master the international signal code. This booklet contains the code, gives methods of practice and details of an easily constructed transistorised morse practice set. The revised Q code as approved at the Geneva Telecommunication Conference, 1959, is included: this comes into operation during 1961.

1s 6d net by post 1s 10d 20pp

from leading booksellers

ILIFFE Books Ltd.

DORSET HOUSE STAMFORD STREET LONDON S.E.1

"SONIC SIXTY"



THE LATEST TRANSISTOR DO-IT-YOURSELF RADIO KIT

6 Mullard transistors, 1 diode, internal ferrite rod aerial, 7×4 high quality speaker, printed circuit, 500 MW, push pull output. MW and LW calibrated direct drive assembly. Highly polished handsome walnut cabinet. Complete kit P. & P. 4/6. **£9-15-0**

WE HAVE A FURTHER SUPPLY OF

COSSOR BATTERY ELIMINATORS



MU2. For operation on 200/250 v. 50 c/s A.C. mains output. L.T. 1.5 v. 125MA, H.T. 90 v. 10 mA. **42/6** P. & P. 2/6.

8 WATT AMPLIFIER

This superb 8 watt amplifier made by well-known manufacturer, ready for your Hi-Fi cabinet. Spec.: 2 EL84, 12AX7 and EZ81 push pull output. Separate Bass and Treble controls on panel with extended lead. **SPECIAL BARGAIN WHILE STOCKS LAST.** P. & P. 3/6. **£4-15-0**

VERDIK TAPE RECORDERS

First class Tape Recorders using the famous Collaro transcription deck. 3 speeds 1⅞—3¾—7½ I.P.S. Mic. and Radio inputs. 7in. × 3¾in. internal speaker. Valve line up ECC83, ECL82, EM84. Wow and Flutter 0.15% total at 7½ in./sec. Size, width 15½in., depth 6½in., height 6½in., weight 26lb.

LIMITED STOCK ONLY.

Model S22 2-Track **32 GNS.**

Model S44 4-track **39 GNS.**

CARR. & INS. 21/-

RECORD CHANGERS

B.S.R. U.A.8 complete with latest "ful-fi" cartridge	£6-19-6
Stereo	£7-19-6
COLLARO CONQUEST 4 speed auto	£7-19-6
GARRARD RC120 4 speed auto	9 GNS.
COLLARO JUNIOR 4 speed single Play complete with Arm and P.U.	£3-15-0
Garrard TA Mk. II. Wired for Stereo, plug in head, 4 speed single play.	£8-9-0
E.M.I. 4-speed single play.....	£4-9-0

P. & P. 3/6.

TAPE DECKS

COLLARO STUDIO TAPE TRANSCRIPTOR 3 motors, 3 speeds 1⅞, 3¾, 7½. Push button controls. Complete with reel of tape and spare spool. **LIST PRICE 16 GNS.** P. & P. 3/6. **£12-19-6**

RECORDING TAPE OFFER

FAMOUS MAKE P.V.C. BASE ON PLASTIC SPOOL.

1,800ft. on 7in. spool **32/6.** 1,200ft. on 7in. spool **21/-.** 1,200ft. on 5¾in. spool **22/6.** 850ft. on 5¾in. spool **16/6.** P. & P. 1/6.

AVANTIC AMPLIFIERS

SPA11 STEREO AMPLIFIER AND PRE-AMPLIFIER

Twin 10 watts output, 3-dimensional Monaural reproduction by combining both channels, 3 inputs for each channel. Size 14½in. wide, 4in. high, 8¾in. deep. **LIST PRICE £29/8/-.**

19 GNS. CARR. & INS. 7/6.



SP21/2

STEREO PRE-AMPLIFIER CONTROL UNIT Twin channel. Designed primarily for use with two DL7 35 Power Amplifiers. Six inputs for each channel. **LIST PRICE £28/10/-.**

£16-19-6 CARR. & INS. 7/6.

PL6/21 10 WATTS MONAURAL AMPLIFIER AND COMBINED PRE-AMPLIFIER CONTROL UNIT. 5 inputs. Size 14½in. wide, 9in. deep, 4in. high.

19 GNS. **LIST PRICE £29/8/-.** CARR. & INS. 7/6.

STEP 11 STEREO PICK-UP PRE-AMPLIFIER UNIT

Size 7¾ × 4¼ × 2 3/16in. **LIST PRICE £6/16/6.**

£4-19-6 CARR. & INS. 7/6.

WIRECOMP ELECTRONICS

373 HARROW ROAD, LONDON, W.9. TEL.: CUNNINGHAM 9530

Hours of business: 9 a.m. to 6 p.m. Open all day Saturday

Opposite Paddington General Hospital. Buses 18B & 36 pass the door.

FOR BARGAINS

M.S. RADIOPOST CO.

MAIL ORDER SPECIALISTS

Please quote Dept. M.O.W W.

36 WINCANTON RD., HAROLD HILL, ROMFORD

HYSTERESIS BLOWER MOTORS

Manufactured by SMITHS Aircraft Instrs. Type: HM1/4. 115 volts 400 cycles. Removed from New Automatic Pilot equipment but in perfect condition.

ONLY 60/- each

Type HM1/14/1, 115 volts 400 cycles. 50/- each. New.



SENSITIVE RELAY: Miniature type. 250 ohms. D.P.D.T. 12 v. D.C. 2 oz. Overall size 1 x 1½ x 1in. Has adjustable armature tension spring. Will operate on less than 1 m/a. Suitable for all model radio control. **Brand New. 15/6 each.**

MINIATURE DYNAMIC SPEAKERS



A must for all build-it-yourself hams. As supplied with all current transistor kits. Can also be adapted for home phones or inter. com. 2in. diameter, resistance 70 ohms. **ONLY 5/-** each. New and unused.

PLESSEY E.H.T. CONCENTRIC CONNECTORS

Types available: Plugs: CZ/64662-CZ/64658. Sockets: CZ/64661-CZ/64659. Loading 7 to 10 KV. New and unused. For Radar Stations, T.V. Link-ups and atomic research applications.



8/6 pair or 5/- each

TRANSDUCERS. Dismantled from Radio Altimeters. This is a moving coil unit with powerful magnet, coil imp. 5 ohms, also fitted is a ceramic cover divided in 2 and silver plated forming the moving vane, cap. about S-50 P.F. has possibilities as a Tweeter unit, 7/6 each.

VISUAL INDICATORS

Type 10 Q/4. New. Containing 2 high grade meter movements 30 micro-amps and 750 micro-amps, for converting to Multi-meter and exposure meter. Incl. 2 neon lamps and holders 17/6 each.



LANDING LAMP MOTOR.

A.M. Ref. 5U/3294 12 or 24 volt reversing motor. Complete with magnetic brake. 1¼in. x ¼in. spindle with worm drive. Extremely powerful. Ht. 2¾in. x width 2in. x depth 3in. (with spindle 4¼in.). New 21/- each.



MINIATURE MODEL MOTOR

(Not Ex-Govt.). Removed from Transistor Tape Recorders and in perfect condition. 3 to 12 volts. Dual spindle, fully reversible, protected bearings. Approx. 3/4,000 r.p.m. Size: 2¼in. long x 1in. wide. Spindle: ¼in. x ⅛in.

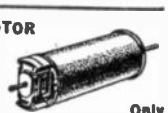

Only 9/6 each

12 or 24 VOLT D.C. SHUNT MOTOR .015 h.p., 12,000 r.p.m. at 24 volts, ½ amp., closed frame. Total length 5in. x 1¼in. diam. Spindle 1in. long x 7/32in. width removable worm drive. Sturdily constructed to strict American Air Force specification. **Brand new** and cartoned.



25/- each

BLOWER MOTOR. Made by Hoover. 80 volt D.C. Will operate on 240 volt A.C. with 8 mfd. condsr. in series. **New and cartoned 17/6 ea.**

6 FOOT WHIP AERIALS. Supplied in 2 sections. No. 1 and 2 ZA/26800 and 26286. Each section collapsible down to 1ft., with retaining wire through each section. Ideal also for Radio Control, fishing rod or pennant mast. 7/6 complete. New.

TERMS: C.W.O. or 7 days approved accounts. **All our goods are guaranteed new or in working order. Money refunded in full if not absolutely satisfied. Orders despatched same day. No postal or packing charges.**

(C.O.D. 1/9 extra. Carriage extra Ireland and countries outside U.K.)

BUSH

RADIO LIMITED

opportunities for engineers

TRANSISTORS · FREQUENCY MODULATION · VHF AND UHF TUNERS
REMOTE CONTROL · MINIATURISATION · PRINTED CIRCUIT TECHNIQUES
RADIO CIRCUIT DESIGN · PUSH BUTTON TUNERS · STEREOPHONIC
REPRODUCTION · TAPE RECORDERS · EXPORT RADIO TROPICALISATION
EXPORT TELEVISION · 625 LINE TELEVISION · COLOUR TELEVISION
TRANSISTORISED TEST GEAR · PATTERN GENERATORS

RECENT extensions to the Development Laboratories at Chiswick, Kew and Plymouth have created a number of attractive opportunities for keen *practical* Engineers of high calibre to join the very successful teams of Bush Radio specialists working in the varied fields set out above. Engineers of all grades are required for interesting and stimulating design and development work on Radio, Television, Tape Recorders, Radio Gramophones for the Home and Export markets.

The intricate test gear needed for manufacturing these products is now entering a most interesting phase of design and embraces a wide range of new techniques and materials affording exciting opportunities for the expression of engineering ability and the exercise of technical knowledge, resource and ingenuity.

SENIOR ENGINEERS (£1,250—£1,750)*

Experience and achievement in practical development work. Ability to lead and accept responsibility for group of engineers if necessary. These positions would appeal to men whose opportunities for advancement are at present restricted but who possess the ability and drive to undertake technical leadership in the future.

DEVELOPMENT ENGINEERS (£1,000—£1,250)*

Must have sound, up-to-date knowledge of radio or television circuit practice. Thorough familiarity with radio measurements and all classes of electronic measuring instruments. At least one year's practical work on circuit or test gear development essential.

TECHNICAL ASSISTANTS (£800—£1,000)*

Need keen interest in Radio or Television. HNC Standard and practical experience of radio or electronic measurements essential. Test and Service Engineers with good basic knowledge of Radio and Television principles and at least 3 years' practical experience with a variety of receivers would be considered provided they can show aptitude for design work.

**Salaries are not on a fixed scale, but will be the subject of negotiation and will be regularly reviewed. Rapid financial promotion will be possible for applicants capable of supervising a design from start to finish.*

SENIOR AND INTERMEDIATE DRAUGHTSMEN (£800—£1,200)

Experience in radio, television or electronic instruments. An interesting range of projects utilising the latest materials and techniques is in progress.

EXPERIENCED MODEL SHOP WORKERS

Model makers, instrument makers and sheet metal workers for work in the Model shops in liaison with the Development Laboratories.

Please write or telephone the **Personnel Manager, Bush Radio Limited, Power Road, Chiswick, London W.4.** (CHIswick 6491/9) for standard application form. Or, if you prefer, send an informal note to the Chief Engineer, covering your age, experience and qualifications and indicating location preferred (Chiswick, Kew, Plymouth) and initial salary.

EMI

Interesting vacancies have occurred in the Calibration Department of the Feltham Laboratories of EMI Electronics Ltd. for the following:

ENGINEER to carry out the maintenance, modification and calibration of test gear equipment to A.I.D. standard. Candidates should have at least two years' experience of this work and also hold up to H.N.C. (Electrical Engineering) standard.

TECHNICAL ASSISTANT to assist an Engineer in the carrying out of the work detailed above. Experience in the servicing of test gear, either in the Armed Services or industry is essential. An O.N.C. (Electrical Engineering) would be a distinct advantage.

Initial salaries will be determined by qualifications and experience and it is Company practice to review salaries annually on the basis of ability and potential.

Applicants should write, giving full details and quoting Ref. **Aa/8/X**, to:

Personnel Manager,
E M I ELECTRONICS LTD., HAYES, MIDDX.

AEI

ELECTRONIC APPARATUS DIVISION

now offer interesting and secure employment to:—

ELECTRICAL TESTERS

Men who are suitably qualified are required for work in our expanding Test organisation. This work is interesting and instructive and involves the latest techniques on a wide variety of industrial electronic equipment. The ability to diagnose faults quickly, and experience in the use of specialised test equipment is desirable.

Please apply to:

Personnel Supervisor,
Associated Electrical Industries Ltd. New Parks, Leicester

UNITED KINGDOM ATOMIC ENERGY AUTHORITY

PRODUCTION GROUP

INSTRUMENT MECHANICS

Windscale and Calder Works, and Chapelcross Works require experienced men with knowledge of electronic equipment and/or industrial instrumentation for fault diagnosis, repair and calibration of a wide range of instruments used in nuclear reactors, radiation laboratories and chemical plant. This interesting work involves the maintenance of instruments using pulse techniques, wide band low noise amplifiers, pulse amplitude analysers, counting circuits, television and industrial instruments used for the measurement of pressure, temperature and flow.

Men with Services, Industrial or Commercial background of radar, radio, television, industrial or aircraft instruments are invited to write for further information. Training Courses in Specialised Techniques are provided for successful applicants having suitable Instrumentation background.

Married men living beyond daily travelling distance will be eligible for housing. A lodging allowance is payable whilst waiting for housing. Working conditions and promotion prospects are good.

Applications to:

Works Labour Manager, Windscale and Calder Works, Sellafield, Seascale, Cumberland

or

Works Labour Manager, Chapelcross Works, Annan, Dumfriesshire, Scotland.

ROYAL NAVAL SCIENTIFIC SERVICE

GOVERNMENT COMMUNICATIONS H.Q. CHELTENHAM

PHYSICISTS (Telecommunications).
MATHEMATICIANS.
ELECTRICAL ENGINEERS:
(Electronics) Radar.
(Telecommunications and Radio.)
required at:—
SENIOR SCIENTIFIC OFFICERS and SCIENTIFIC OFFICERS.
QUALS.: Must have 1st or 2nd Class hons. degrees or equiv. (and S.S.O.'s have had min. 3 years post-grad. exp. and be not less than 26 years of age). Must normally be natural born British subjects of natural born British parents.
Appointment unestab. (with F.S.S.U. benefits) but opportunities for those between 21 and 32 to compete for estab. posts.
SALARIES: S.S.O. £1,342—£1,654.
S.O. £738—£1,222.
Forms from Ministry of Labour, Technical and Scientific Register (K), 26, King Street, London, S.W.1, quoting A.43/1A.

INTERNATIONAL AERADIO LIMITED

require a

SUPERVISOR

This post is a new one entailing the organisation of production and the control of staff constructing aerodrome telecommunications installations designed to customer specification.

Applications will be particularly welcome from ex-RAF personnel with the trade of

GROUND WIRELESS FITTER

and who have held the rank of Sergeant or above.

The post is permanent and pensionable with real prospects of advancement.

Applications to:

The Personnel Officer,
International Aeradio Limited, Hayes Road, SOUTHALL, Middx.

MARCONI INSTRUMENTS

have a vacancy for an

ELECTRONIC ENGINEER

for the Technical Publications Department

He will be required to work on his own initiative in producing technical manuals on an interesting variety of electronic equipment of advanced design. Previous writing experience is not essential. The post is permanent and pensionable and provides opportunity for advancement in this progressive expanding Company.

Please send full details of your experience and qualifications to—

Dept. G.P.S.
English Electric House,
Strand, London, W.C.2,

quoting reference number WW 2976B.

Ferranti computers

WEST GORTON, MANCHESTER

announce the following

RANGE OF VACANCIES

for most interesting and varied work associated with the accelerating programme of production of

DIGITAL COMPUTERS

(1) **TEST EQUIPMENT DESIGN ENGINEERS**
(2) **STANDARDS LABORATORY ENGINEERS**
(3) **TEST ASSISTANTS**

Desirable qualifications for these categories are:—

For (1) Degree or H.N.C. in Electrical Engineering or Applied Physics.
For (2) the same but with specialised knowledge of modern laboratory instruments.
For (3) Ordinary National Certificate or equivalent.

Applicants possessing lesser qualifications, but sufficient previous experience of a suitable kind will be considered.

Salaries offered will be fully commensurate with qualifications and experience, and would be subject to annual review. The Company operates a Staff Pension Scheme and a Dependants' Insurance Scheme.

Forms of application can be obtained from

T. J. Lunt, Staff Manager,
Ferranti Limited, Hollinwood, Lancs.

Please quote reference DDG.

B·O·A·C

BRITISH OVERSEAS AIRWAYS CORPORATION

Applications are invited from suitably qualified men who are interested in the application of advanced electronic methods in Airline Communications.

Two vacancies exist at London Airport in the Communications Branch, one of which relates to planning and systems engineering in the application of automatic methods in the Corporation's world telegraph network, and the other to like aspects of aeromobile communications and electronic navigation aids.

The essential qualifications are:—

(a) A University Degree in Physics, Electrical Engineering or equivalent.

(b) Sound training in modern communications and information transfer theory.

(c) Some practical experience in the application of semi-conductor devices.

Desirable additional qualifications:—

(a) Knowledge of traffic and engineering problems in large modern telegraph systems, or

(b) Knowledge of techniques used in design and operation of modern high-speed computors.

Salary range for these posts:—

£1,237 10 0—£1,567 10 0 per annum, and

£1,130 0 0—£1,367 10 0 per annum.

Applications giving details of experience and qualifications to:—

Recruitment Manager, B.O.A.C.,

London Airport, Hounslow, Middlesex

ENGINEERS FOR RESEARCH & DEVELOPMENT IN GOVERNMENT SERVICE

Following are examples of vacancies at SCIENTIFIC OFFICER (£738-£1,222) or SENIOR SCIENTIFIC OFFICER (£1,342-£1,654) level now available:—

POST OFFICE RESEARCH STATION, Dollis Hill, London—research into DIRECTIONAL AERIAL SYSTEMS suitable for long distance communications (scientific officer).

NATIONAL PHYSICAL LABORATORY, Teddington, Middlesex—mechanical engineer to lead a small team on HOVERCRAFT research. Practical research experience and knowledge of aerodynamics and hydrodynamics required (senior scientific officer).

ADMIRALTY UNDERWATER WEAPONS ESTABLISHMENT, Portland, Dorset—specialist in THERMODYNAMICS with experience (preferably at least 5 years) in INTERNAL COMBUSTION ENGINE research on ROCKET PROPULSION. Experience in instrumentation essential (senior scientific officer).

ROYAL RADAR ESTABLISHMENT, Malvern, Worcs.—light electrical engineer for research in AIR TRAFFIC DATA HANDLING TECHNIQUES involving data extraction, digital electronic computation and data transmission (scientific officer or senior scientific officer).

There are many other vacancies for RESEARCH and DEVELOPMENT ENGINEERS and most scientific disciplines. All posts carry a pension. Good promotion prospects. Full particulars from **Civil Service Commission (Scientific Branch), 17 North Audley Street, London, W.1.**

PHILIPS ELECTRICAL LIMITED

45 Nightingale Lane, Balham, S.W.12

TEST ROOM ENGINEER

required for X-ray and Electro Medical apparatus. Applicants must be capable of carrying out final test and inspection. A minimum qualification of O.N.C. (electrical) is desirable or applicants with previous experience would be considered. Write giving full details to the Personnel Officer at the above address quoting reference T2/61.

ELECTRONIC INSTRUMENTATION

Small Electronics Consultant team, with wide knowledge of the applications field and with original ideas can now undertake an extra commission. Please reply Box 3668.

MOSCOW TRADE FAIR

Two Electronic Engineers/Technical Consultants visiting above Fair and with considerable knowledge, contacts and experience of Eastern Europe, are willing in return for sharing remaining expenses to represent firms interested in export. Box 3669.

ROTHAMSTED EXPERIMENTAL STATION

HARPENDEN, HERTS

LABORATORY TECHNICIAN

required by Chemistry Department for maintenance and construction of nucleonic and other physical laboratory equipment and routine assay of radio-isotopes by conventional counting methods. H.N.C. or equivalent appropriate qualification. Pay on scale £786 by 7 increments to £1,082. Superannuation.

Apply in writing to the Secretary.

RADIO TECHNICIANS IN CIVIL AVIATION

Men aged 19 or over for interesting work providing and maintaining aeronautical telecommunications and electronic navigational aids at aerodromes and radio stations in the U.K. Fundamental knowledge of radio or radar with some practical experience essential; training provided on special types of equipment. Salary according to age and station, approx. £670 at age 25 rising to £795. Prospects of permanent pensionable posts. Good opportunities for those who obtain O.N.C. in Elec. Eng. or certain C. and G. Certificates for promotion to posts with maximum salaries of £950, £1,085, £1,335. Apply to the Ministry of Aviation (Est. 5(a)/RT), Berkeley Square House, London, W.1, or to any Employment Exchange (quoting Order No. Westminster 3552).

PHILIPS ELECTRICAL LTD.

45 Nightingale Lane, S.W.12

ENGINEERS

required for the service and installation of X-Ray equipment. Candidates with O.N.C. (electrical) or electronics experience would be considered. Also applicants with electronics experience as trainees.

Applications with full details should be addressed to the Personnel Officer, at the above address quoting reference SE2/61.

SHORT BROTHERS AND HARLAND LTD.

Aircraft Instrument Fitters and Ground and Air Radio/Radar Fitters

Applications are invited from suitably qualified tradesmen for vacancies at a Flying Unit in North Wales. Canteen and Hostel facilities available.

Apply :

The Aerodrome, Llanbedr, Merioneth, N. Wales.

Ferranti

have vacancies for young men and women who wish to pursue an interesting and rewarding career in the field of

TECHNICAL AUTHORSHIP

The Company's activities are many and varied and the present vacancies are concerned with the preparation of publications associated with the "BLOODHOUND" Guided Weapon and the "ARGUS" Electronic Computer.

Applications are invited from men and women who either have experience of technical authorship or who wish to enter this field and possess:—

(a) A knowledge of electronics to Degree or H.N.C. standard or wide practical experience with electronic equipment in either the Services or industry, and

(b) the ability to produce clear and concise draft publications from engineers notes.

Successful applicants will be offered a salary fully commensurate with qualifications and/or experience, and with the benefit of a Staff Pension Scheme and a Dependants Insurance Scheme.

The Publications Group is housed in a modern building, pleasantly situated on the Cheshire boundary with easy access to town and rural areas.

Forms of application can be obtained from:—

MEN: T. J. Lunt, Staff Manager,
Ferranti Limited,
Hollinwood, Lancs.

WOMEN: Women's Personnel Officer,
Ferranti Limited,
Wythenshawe,
Manchester, 22.

Please quote reference PC.

ENGLISH ELECTRIC VALVE COMPANY
LIMITED

Microwave
Research and Development

The Company has considerable effort engaged on research and development into very low noise microwave tubes.

Physicists and engineers are/required to assist in this programme and whilst we would prefer graduates with experience in this field of activity we would be pleased to hear from graduates with good honours degrees backed up with industrial experience in light electrical or electronic companies.

Employment would be at the Company's Works in Chelmsford, Essex.

Enquiries should be addressed to:—

Group Personnel Services,
English Electric House,
Strand, London, W.C.2.
quoting reference WW 1506K.

NEW!

DO-IT-YOURSELF TRAINING TECHNIQUE
in RADIO & ELECTRONICS
YOU LEARN while you BUILD...

Simple... Practical... Fascinating...



ANNOUNCING—after years of successful operation in other countries—the latest system in home training in electronics introduced by a new British training organisation. *AT LAST*—a simple way of learning—by practical means—the "how and why" of electronics with the minimum of theory and no mathematics! *YOU LEARN WHILST BUILDING* actual equipment with the components and parts which we send you—and you really have fun whilst learning! And afterwards—you have a first-rate piece of home equipment plus the knowledge of how it works and how it can be serviced. *THIS NEW SYSTEM* brings you an exciting new opportunity at a very moderate cost—and there are *NO MATHEMATICS!* Post the reply coupon *TODAY* for *FREE* Brochure, to Britain's Leading Radio Training Organisation.

BUILD YOUR OWN:—
- *RADIO EQUIPMENT*
- *HI-FI INSTALLATION*
- *TEST EQUIPMENT*

AND LEARN AS YOU DO IT

LOTS OF INSTRUCTIVE EXPERIMENTS AT HOME!

No Mathematics!

FREE—
POST TODAY

To: RADIOSTRUCTOR (Dept. G106)
Reading, Berks.
Please send Brochure without obligation to

Name _____
Address _____
(BLOCK CAPS PLEASE)
(812) _____ 4/61

RADIOSTRUCTOR
BRITAIN'S LEADING ELECTRONIC TRAINING ORGANISATION

ADMIRALTY REQUIRES EXPERIENCED MECHANICAL, ELECTRICAL AND ELECTRONIC ENGINEERS

Experienced Senior Production Engineers and Production Engineers required in various Admiralty Establishments, mainly in Bath, Portsmouth, Sheffield and Beith, (Ayrshire) Areas. Duties cover variously Marine, Mechanical and Electrical Electronic equipment including Guided Missiles and Radar. In particular, two Senior Production Engineers are required at Sheffield and one at Beith. At Sheffield, one post is in charge of the design of gauges, including electronic equipment for measuring and testing armament stores; the other post is in charge of manufacture of gauges and general factory production, including plant maintenance, etc. The post at Beith is to organise and advise staff engaged in testing and assembly of Guided Missiles, resolving technical problems, and designing special test equipment.

Qualifications. Candidates must be of British birth and have served a recognised apprenticeship or had equivalent training and possess University Degree, A.M.I. Mech. E., A.M.I.E.E. or exempting qualifications. Opportunities occur to gain establishment.

Salary (National Rates) Senior Production Engineers £1,456 to £1,950. Production Engineers £936 to £1,429.

Applications. Apply stating age, training, experience and qualifications to the Secretary of the Admiralty: C.E.II(88) Empire Hotel, Bath, quoting PE 6119.

TRANSFORMER DESIGN ENGINEER

A further opening for a young man to design transformers for the Electronic and Allied Industries. Some previous experience essential.
The position offers excellent prospects in a firmly established expanding Company.
Write or phone:

The General Manager,
READING WINDINGS LIMITED,
169, Basingstoke Road, Reading, Berks.
Telephone: Reading 81634.

ELECTRONIC ENGINEER

A Senior electronic engineer is required for the development of airborne electronic equipment (not communications).

Sound technical qualifications and experience in the use of solid state devices are essential.
This is a key post with very good prospects of advancement in an expanding organisation, for which a salary in excess of £1,600 per annum is envisaged.
Please reply, giving full details to Box No. 3603.

REMOTE SUPERVISORY CONTROL

Serck Controls is an expanding organisation developing advanced systems of digital electronic equipment which are rapidly finding acceptance in the oil, gas, water and electricity industries both at home and abroad.
Further staff are required to assist in the development of exciting projects.

DEVELOPMENT ENGINEERS

These should be in the age group 23-35 with a degree or H.N.C. preferably with a knowledge of logical techniques using solid state devices.

CONTRACTS ENGINEERS

These should be technically qualified and in the age group 25-35. Familiarity with instrumentation and/or communications and with an appreciation of an electronic approach together with an understanding of systems is essential. A facility for communicating ideas both personally and in writing is necessary. Opportunities for installation and commissioning work overseas may arise from time to time in the future.

TECHNICAL ASSISTANTS

These should be in the age group 20-30 and of O.N.C. (electrical or electronic) standard and should have the potential to become Engineers in the near future.
These appointments will be of interest to those who are prepared to work hard towards the achievement of clearly defined objectives as members of a team. Success will be rewarded both financially and by additional responsibility.
Applications to:
Serck Controls,
Parkfield House,
Dorridge,
Solihull,
Warwickshire.

TECHNICAL AUTHORS

are invited to apply for two interesting appointments to prepare instruction manuals for a wide range of complex radio navigational equipment.

These posts which are permanent, and pensionable will be based at our New Malden research laboratories.

Please write, in confidence, with details of qualifications and experience, to **Technical Publications Department, THE DECCA NAVIGATOR COMPANY LIMITED, 247 Burlington Road, New Malden, Surrey.**

TECHNICIAN

Male, aged 20-40
required by
IBM UNITED KINGDOM LIMITED

for their HARROW DEPOT. Candidates with O.N.C. or City and Guilds (Intermediate) will be trained to maintain electronic test apparatus employing pulse techniques. Practical experience of radio work desirable.
Applications in writing to:
Mr. H. N. Taylor,
IBM United Kingdom Limited,
Stanley Road,
South Harrow,
quoting ref. GA/WW/300.

EMI

FIELD ENGINEERS

Engineers are required by the Field Services Division of EMI Electronics Ltd. to engage in Trials in the Field of the complex prototype electronic equipments developed by EMI Electronics. Sound practical knowledge of the operation and maintenance of Radar or Communication equipments is necessary. Posts may involve periods away from base and a willingness to live away from home is essential. Starting salaries are based on qualifications and experience and it is Company practice to review salaries annually on the basis of ability and potential.

Candidates should write initially, giving full details of qualifications and experience, and quoting Ref. Pa/8 22, to:—

Personnel Manager,
E M I ELECTRONICS LTD.
HAYES, MIDDLESEX.

INTERNATIONAL COMPUTORS & TABULATORS LTD.
HOLLERITH & POWERS SAMAS ACCOUNTING MACHINES

ELECTRONIC ENGINEERS

are required
(a) to specialise on Calculators and Computers of all types manufactured by the Company and to be based on Field Engineering Headquarters, Luton, Beds. Successful applicants will be required to travel throughout the United Kingdom and occasionally abroad.
(b) to service Calculators and Computers of all types already installed in Greater London, the Home Counties, and the industrial Midlands.

The following training and experience is sought for both types of vacancies.
(i) **Experience** in the maintenance and servicing of Electronic Equipment (Pulse Techniques) either in Industry or H.M. Forces and Radar; in addition the ability to handle bench tools and instruments, with an appreciation of the effect of electrical circuits or complete mechanisms.
(ii) **Qualifications** ONC (Electrical) or equivalent Studies in Telecommunications. Applicants with experience on Radar in H.M. Forces will also be welcome.

These are Salaried Positions which offer:—
(a) A progressive carreer.
(b) Retirement benefits.
(c) Excellent sick pay scheme.
(d) Holiday entitlement extended to three weeks after five years' service.

Applicants who have this training and experience and who are aged 21-35 years are invited to write to:

E. J. Reeves, (Principal),
Field Engineering Personnel Section,
5-11 Holborn Bars, London, E.C.1.

G.E.C.

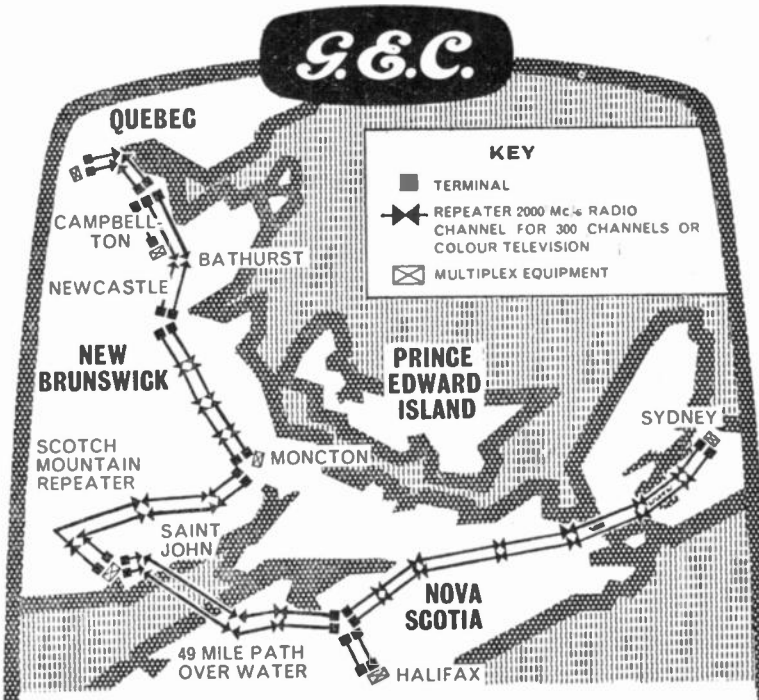

LINK UP WITH SUCCESS

The new microwave complex in Eastern Canada—now in service—marks another maior achievement by G.E.C. Consisting of 8 terminal and 18 bothway repeater stations, the link includes a path of 49 miles over water where space diversity reception is in use. The radio system operates in the 2000 Mc/s band and provides a main and standby channel on all routes. In the event of a failure or degradation of the working radio channel, changeover to standby is automatic. The capacity of each radio link is 300 speech circuits, and the standby channel can be used to carry television signals. Radio and multiplexing equipment for this vital link have been built by G.E.C., who have also been responsible for its installation and commissioning.

Today at G.E.C. we require:—

LABORATORY ENGINEERS

(qualified and preferably experienced)

to carry out development on more advanced transistorised multiplexing equipment using p.c.m. and f.d.m. techniques and radio operating in the U.H.F. and S.H.F. bands.

LABORATORY ASSISTANTS.

These vacancies should prove attractive to the younger man or girl with a good G.E.C. at 'O' level which includes Maths and Physics. Facilities for additional technical training are available.

To help us with the planning and installation of our current equipment which includes the 960-1,800 channel equipment working in the 6,000 Mc/s range, we require:—

A SYSTEMS PLANNING ENGINEER
with wide experience.

COMMISSIONING AND INSTALLATION ENGINEERS
who are free to travel world wide.

If you are interested in any of these vacancies, please apply to:

The Staff Officer,
THE GENERAL ELECTRIC COMPANY LIMITED,
Telephone Works,
COVENTRY

EMI

Interesting vacancies have occurred in the inspection department at the Feltham laboratories of EMI Electronics Ltd., for the following:—

ENGINEER INSPECTORS to join a team carrying out electronic inspection of complex electronic equipment under development, and to conduct liaison with development teams and workshops. A strong engineering background with experience of similar work is necessary. Candidates should have H.N.C. (Electrical Engineering) or equivalent.

TEST ENGINEERS to carry out functional tests and to report on sub-units and complete systems in the radar and communications fields. Service or industrial experience in radar equipment is necessary, and an O.N.C. qualification would be an advantage.

ELECTRICAL INSPECTORS to carry out testing of sub-units to performance specifications. Some previous experience is essential.

Applications for these pensionable staff positions should be made, quoting **Ref. Ia/1/X**, to:—

Personnel Manager,
EMI ELECTRONICS LTD
HAYES, MIDDLESEX

PLYMOUTH AND DEVONPORT TECHNICAL COLLEGE

Principal: E. BAILEY, B.Sc., F.R.I.C., A.M.I.Chem.E.

MARINE RADIO OFFICERS' COURSES

The next **Radar Maintenance Course** will commence on 24th April, 1961.

The next **First Class P.M.G. Conversion Course** will commence on 10th April, 1961.

Applications should be sent direct to: **The Registrar, Plymouth Technical College, Tavistock Road, Plymouth.**

MORSE CODE TRAINING
Get your Radio Operator's Licence the easy way!

CANDLER has taught MORSE CODE by correspondence for 50 years.
On Land, Sea and in the Air and in every Continent, you will find first-class Radio Operators who have learnt their profession or excelled as Amateurs the CANDLER WAY. *Write for the Candler "Book of Facts" without obligation and see for yourself how fascinating the Candler Method of teaching the Morse Code can prove. You may if you wish pay as you learn.*

CANDLER SYSTEM CO.
(55W) 52b ABINGDON RD., LONDON, W.8
Candler System Co., Denver, Colorado, U.S.A.

VACANCIES IN GOVERNMENT SERVICE
A number of vacancies, offering good career prospects, exist for:—
RADIO OPERATORS MALE
CYPHER OPERATORS MALE AND
TELEPRINTER OPERATORS FEMALE
Write, giving details of education, qualifications and experience, to:—
Personnel Officer, G.C.H.Q. (RCO/3)
Foreign Office,
53, Clarence Street, Cheltenham, Glos.

AGENCIES OFFERED
Technical Representatives offer agencies for the following:—
VIBRATING CONDENSERS (most advanced in the world).
Range of AUDIOMETERS and ELECTRO-ACOUSTICAL INSTRUMENTS (range somewhat similar to Bruel and Kjaer).
Other instruments subject to specific enquiry. Box 3670.

Plessey

WIREMEN

Due to a recent expansion in our Wiring Department, we have a number of vacancies for Components Wiremen for the complete wiring of memory stores and systems.
Excellent working conditions. 5-day week.
Please apply to **The Personnel Officer,**
The Plessey Company Ltd.,
Wood Burcote Way, Towcester

PROJECT LEADER

electronics

A Company, well known and expanding in the electronic field, has established a group of engineers to develop Static Power Conversion devices, and requires a Project Leader to control and expand this team.

Electronic engineers are invited to apply for this position, which demands ability to inspire and lead, together with technical competence of a very high order in this field.
The appointment carries senior staff status, and a salary of about £1,750 per year is envisaged.
The prospects of further advancement for the selected applicant are excellent.
Please reply, giving full details, to Box 3747.

SERVICE ENGINEER

required by Northern electronics instrument manufacturer. Interesting work on all types of electronic testing instruments. Staff Pension Scheme and prospects of promotion. Applicants should state experience, qualifications, age and present salary. Box No. 3979 c/o "Wireless World."

DIGITAL COMPUTORS

Resulting from continued expansion in the computer field, a number of vacancies have arisen for Graduate Electronic Engineers and for Technicians of O.N.C. standard. The additional staff are needed for technical supervision and maintenance of Digital Computer Installation.

Vacancies exist in:
London, Birmingham and Sheffield.

Training will be provided for this interesting work and there are opportunities for rapid promotion to positions of responsibility. Salaries are generous and in proportion to ability. Pension Plan.

Please write to Personnel Manager

THE NATIONAL CASH REGISTER COMPANY, LTD.,
206-216 Marylebone Road, London, N.W.1

SOLARTRON

SUPERVISOR

An excellent opportunity for a man aged 25-40 who will be required to lead a small team of wirers and assemblers producing electronic instruments.

Applicants must have undertaken electronic wiring and previous supervisory experience would be an advantage.

Ref. 451/WW.

Please apply to:
B. B. Lynch,
Personnel Officer,
Solartron Laboratory Instruments Ltd.,
Queens Rd., Thames Ditton, Surrey.

Plessey

MOULDED FIBRE DIVISION

A vacancy exists in this new and expanding Division for an

ELECTRONICS ENGINEER

for development work on the manufacture of loud speaker cones. We are looking for a man interested in sound reproduction who is willing to transfer his interests from straightforward electronics to participate in this highly specialized project.

The work will involve the design and test of cones to specification, weight, resonance and acoustic response. The applicant will also be required to handle enquiries and new orders in this field.

A Higher National Certificate in Electronic Engineering or equivalent is desired, together with ability to work in close liaison with Mechanical Engineers and Paper Technologists.

A generous four figure salary will be paid in accordance with qualifications and experience, and there is an excellent Pension Scheme in being, together with Life Assurance benefits.

● *Applications in writing, to* **Regional Personnel Manager, The Plessey Company Ltd., Kembrey Street, Swindon, Wilts,** *quoting reference No. MFD/8404/EE.*

MATHEMATICIANS, PHYSICISTS, CHEMISTS, ELECTRONICISTS, ELECTRICAL, MECHANICAL and CIVIL ENGINEERS (Men and Women) required for War Dept. RESEARCH and DEVELOPMENT ESTABLISHMENTS at locations including Byfleet and Chertsey, Surrey; Didcot and Shrivenham, Berks; Christchurch and Farnborough, Hants; Enfield and Feltham, Middlesex; S.E. London; Sevenoaks, Kent; Horsham, Sussex; Southend and Shoeburyness, Essex: as (a) EXPERIMENTAL OFFICER; (b) ASSISTANT EXPERIMENTAL OFFICER; (c) ASSISTANT (SCIENTIFIC). QUALS.: (a) and (b) G.C.E. "A" level, Pass degree, H.N.C. or equiv.: (c) G.C.E. "O" level, or S.2/O.N.C. or equiv. SALARIES: (a) (Min. age 27) £1,087—£1.336. (b) £458—£983. (c) £333—£723. Rates higher in London slightly lower in provinces. Opportunities for part-time further education and to compete for established (pensionable) posts. Forms from Ministry of Labour, Technical and Scientific Register (K), 26, King Street, London, S.W.1, quoting ref. A62/1A.

DESIGN/DEVELOPMENT ENGINEER

to work on Image Orthicon television project for X-Ray Image Intensification. Should have development experience on television equipment and graduate qualification although the latter is not essential for applicants with very extensive experience.

Apply: **Dept. G.P.S., English Electric House, Strand, London, W.C.2, quoting reference WW 2976C.**

MINISTRY OF AVIATION

E.I.D.

ELECTRONIC INSPECTORS

required for

Radio, Radar, Components & Electrical Ancillaries at Bromley & Woolwich and eleswhere in London & the Home Counties.

Varied and interesting work with opportunities for gaining valuable experience and further training. Excellent Promotion Prospects.

Pay 266/- to 281/-. (with prospects of further progression to 306/-.) for a 5-day week. Skilled men apply, stating experience, to :—

ELECTRICAL INSPECTION DIRECTORATE (W.W.)
AO/L
Aquila, Golf Road, Bromley, Kent

ODDIE FASTENERS

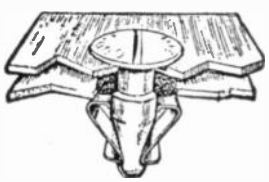

THE FASTENER WITH ENDLESS APPLICATIONS - SIMPLE - POSITIVE SELF-LOCKING. MADE IN A VARIETY OF TYPES AND SIZES. SPECIAL FASTENERS TO SUIT CUSTOMERS' REQUIREMENTS. WIDELY USED IN THE RADIO INDUSTRY.

Illustroted brochure and other information will gladly be sent on request

DEPT. "W.W."

Oddie, Bradbury & Cull Ltd., Southampton

Tel. 55883 Cables: Fasteners, Southampton

Fidelia



Our present range includes:
Fidelia Major AM/FM tuner unit with pre-amp, tone controls, etc. RF stage on all wavebands, variable selectivity. Price £30, or with the Major amplifier, £45.
Fidelia Imperial VHF tuner. Price £15/5/-, or with pre-amp and tone controls, £21.
Fidelia Preciton, switched VHF tuner, £16, or with pre-amplifier and tone controls, £21.
Fidelia Major amplifier. £18.

Full details willingly on request (4½d. for postage is appreciated).

ELECTRO Acoustic DEVELOPMENTS

2 AMHURST ROAD TELSCOMBE CLIFFS Nr. Brighton, SUSSEX.

4 TRACK STEREO

3¾ IPS.

and a genuine response from 30-16,000 c/s ± 3dB

It becomes quickly apparent on listening that the performance characteristics claimed for AUDIOGRAPH recorders are demonstrably true. The remarkable thing is that such standards are achieved on quarter track at 3¾ ips. Two stereo instruments (models 9/S4K and KMS/66) are offered, differing principally in styling and speaker arrangement. Mechanically and electronically they offer similar facilities which permit very high standards of recording together with many elegant refinements. These include paired inputs, paired outputs (each tapped at 5 and 15 ohms plus one low level) stereo balance, etc., etc. Model KMS/33 includes a second speaker.

AUDIOGRAPH Recorders are sold by leading stockists. Leaflets on request.



KMS/66 66 gns.

With second speaker in lid 3¾ ips. S/impose; pause, digital counter, etc.

CHITNIS AUDIOGRAPH

AUDIO FESTIVAL
BOOTH **50** | OEM. ROOM 117 OFFICE ROOM 116

CHITNIS ELECTRONICS LTD.
66 BOLSOVER STREET, LONDON, W.1
Telephone EUSton 4264-5-6

SOLARTRON

TEST ENGINEER

is required for the Test Department for fault finding and testing electronic instruments to specification.

In Solartron we believe that consideration for the individual is of prime importance. Our amenities and salaries match this philosophy.

Ref. 488/WW.

Please apply to:
B. B. Lynch, Personnel Officer,
Solartron Laboratory Instruments Ltd.,
Queens Road, Thames Ditton, Surrey.

VACANCIES FOR RESEARCH AND DEVELOPMENT CRAFTSMEN IN GOVERNMENT SERVICE

Experience in one or more of the following:—

ELECTRICAL (1) Maintenance of radio communication receivers.
(2) Sub-assembly lay out, wiring and testing of radio-type chassis.
(3) Fault finding in and maintenance of electronic apparatus.
(4) Maintenance of teleprinter or cypher machines and associated telegraph equipment.

MECHANICAL Instrument makers and general machinists with bench fitting and machine shop experience for construction of experimental and prototype electronic equipment.

BASIC PAY £9 18s. 2d. plus merit pay in the range of 10/- to 100/- per week. Merit pay will be assessed at interview, based on ability and the necessary basic qualifications.

Opportunities for eventual permanent and pensionable posts. Five-day week; good working conditions; single accommodation available.

Apply in writing to: Personnel Officer, G.C.H.Q. (RDC/3), 53, Clarence Street, Cheltenham, Glos.

G.E.C.

APPLIED ELECTRONICS LABORATORIES

THE AIRPORT, PORTSMOUTH

Are engaged in the development of a wide range of electronic and electro-mechanical projects. We have an immediate requirement for

QUALIFIED ENGINEERS

particularly if they have experience in the design and development of transistorised circuitry.

This is a progressive establishment employing young men with advanced ideas.

Increasing commitments necessitate expansion of staff at all levels and promotion prospects are excellent.

Our senior technical staff will be pleased to have informal discussions, at weekends if desired.

Please write in confidence to the Personnel Officer.

UNICAM INSTRUMENTS LIMITED

This Company specialises in the production of high quality optical instruments for use in spectrum analysis and has an international reputation as a leader in this field. At all stages of manufacture the best standards of workmanship are needed.

We have vacancies for men with electronic experience for testing. Radar and Radio Technicians with fault finding experience would be suitable.

If you have the kind of background which you think would fit you for this interesting work in a pleasant University City, please let us have full details of your qualifications and experience.

Write to:—**The Works Manager, Unicam Instruments Limited, Arbury Works, Cambridge, quoting reference E.S.53.**

ICI

IMPERIAL CHEMICAL INDUSTRIES LIMITED

A SCIENTIFIC INSTRUMENT MAKER

is required for the Instrument Laboratory of Fibres Division Research Department in which a very wide range of instruments for chemistry and physics is needed. A good all-round man is required, able to work from sketches or even verbal instructions. He should be able to produce a first-class instrument, the workmanship of which can be relied on and of which he can be proud.

This work should be of interest to a toolmaker or watchmaker.

This is a staff appointment and applications should be sent to:
Division Staff Officer,
IMPERIAL CHEMICAL INDUSTRIES LIMITED,
Fibres Division, Hookstone Road, Harrogate, Yorkshire, quoting Ref. T.30/A.

UNITED KINGDOM ATOMIC ENERGY AUTHORITY

DOUNREAY EXPERIMENTAL  REACTOR ESTABLISHMENT

INSTRUMENT MECHANICS
(Physical and Electronic)

and INSTRUMENT ELECTRICIANS

There are vacancies in the Instrument Department for men with experience in the maintenance of instruments for the measurement of pressure, flow and temperature, electronic instruments, radar and television and for electricians with experience in the maintenance of temperature recorders and electromagnetic relays.

Applications are invited from men with experience of instruments in industry or with appropriate experience in H.M. Forces.

The rate of pay is £13 7 0d. for a 42 hour five day week and there is a superannuation scheme. Housing will be made available to married men and there is accommodation for single men and married men awaiting housing.

Facilities are available for further education and promotion prospects are good.

Application forms and further information can be obtained from:

**Recruitment Officer, Dounreay E.R.E.,
Thurso, Caithness, Scotland.**

**WESTLAND AIRCRAFT LTD.,
SAUNDERS-ROE DIVISION**

have vacancies for

ENGINEERS

to work on the trials and further development of "Black Knight" at High Down, Isle of Wight, and in Australia.

Applicants, who should have experience in one of the following:

Control,
Data Reduction,
Ground Electrics,
Ground Measurements,
Guidance,
Instrumentation,
Telemetry,
Trials,
Mechanical Engineering,

or in an allied field, together with enthusiasm and initiative, should forward details of their careers to date to:

**The Personnel Officer (WW/86),
Westland Aircraft Limited,
Saunders-Roe Division,
East Cowes, I.W.**

CITY OF LEICESTER EDUCATION COMMITTEE

COLLEGE OF TECHNOLOGY & COMMERCE

Senior Laboratory Technician required in the School of Physics. It is desirable that applicants should be in possession of a Final City & Guilds Certificate or Higher National Certificate and have a good knowledge of electronics.

Salary on scale £685 to £760 per annum.

Applications in writing should be addressed to the Registar at the College.

TELEVISION ENGINEER REQUIRED

By set manufacturer in Dublin to control tuner units production and test. Excellent opportunity staff appointment. Apply:—

**WORKS MANAGER,
PYE IRELAND LTD.,
DUNDRUM,
DUBLIN,
EIRE.**

SOLARTRON ELECTRONIC INSPECTORS — Male and female are required for both our Chessington and Thames Ditton locations. Applicants must have had previous experience in line and final assembly inspection. In Solartron, we believe that consideration for the individual is of prime importance. Our salaries and conditions of employment match this philosophy. Ref. 490/WW. Please apply to:

John Delfgou, Assistant Personnel Officer, Solartron Laboratory Instruments Ltd., Queens Road, Thames Ditton, Surrey.

ELECTRONICS ENGINEER

There is a continuous demand for test equipment caused through the increasing complexity of modern valves. We require an experienced electronics engineer to design such test equipment.

Experience of pulse circuits and a sound fundamental knowledge of oscilloscopes is essential.

Preferably applicants should possess a degree in electrical engineering or physics or equivalent qualifications and be within the age range 25 to 40.

Salary will take into account experience, qualifications and age.

Send brief résumé of experience, qualifications, etc., to:—

**Group Personnel Services,
THE ENGLISH ELECTRIC COMPANY LTD.,
English Electric House, Strand, London. W.C.2.
quoting ref. WW 1590D.**

ELECTRONIC DEVELOPMENT ENGINEER

required

to lead a small team engaged in the development of commercial communication equipment. Applicants should have a degree or equivalent qualification and some years experience as Project Engineers. Preferred age range; 30/35 years.

**NON-CONTRIBUTORY PENSION SCHEME AND LIFE INSURANCE.
5 DAY WEEK.
EVENING INTERVIEWS ARRANGED.**

Write giving details of education, qualifications and past experiences to:—

**PERSONNEL MANAGER
MULTITONE ELECTRIC CO. LTD.,
12/20 UNDERWOOD STREET, N.1.**

YOU can further your career with

CREI ADVANCED ELECTRONICS EDUCATION

C.R.E.I. home study courses in Electronics are the culmination of 33 years of working closely with leading private companies and Government agencies in the United States. The result is a modern advanced programme of education comparable in technological content to that offered by technical colleges.

C.R.E.I. (London) as the European Division of The Capitol Radio Engineering Institute of Washington, D.C., are now able to offer these courses to you, with the same individual tuition methods which have made our courses outstanding in the United States.

The demand for C.R.E.I.-trained men is shown by the fact that more than fifty corporations and Government agencies in the U.S.A. have agreements with C.R.E.I. for enrolment of employees under company sponsorship.

Specialised Courses are available in:—

Mathematics for Electronic Engineers, Automation, Radar, Servo.

C.R.E.I. can now offer a complete course in **Nuclear Engineering Technology.**

(C.R.E.I. courses have been officially approved in the United Kingdom for the purpose of part refund of fees to members of all three Services.)

If you have had at least two years' practical experience in electronics or the equivalent please write for full particulars and detailed programmes to: Dept. W.4.

C.R.E.I. (LONDON), *132/5, SLOANE STREET, LONDON, S.W.1*

Telephone: SLOane 8277/9

TECHNICALLY TRAINED by I C S IN RADIO, TELEVISION AND ELECTRONIC ENGINEERING

Opportunities in Radio Engineering and allied professions await the I.C.S. trained man. I C S Courses open a new world to the keen student . . .

RADIO AND TELEVISION ENGINEERING; RADIO AND TV SERVICING; ELECTRONICS, COMPUTERS & DATA PROCESSING, etc.

I C S Courses give very real help to the man setting up his own business or facing a technical career in the radio industry. Examination Courses for:—British Institution of Radio Engineers. City & Guilds TELECOMMUNICATION TECHNICIANS, C. & G Radio & TV Servicing (R.T.E.B.) and C. & G. Radio Amateurs.

LEARN-AS-YOU-BUILD PRACTICAL RADIO COURSE
Build your own 4-valve TRF and 5-valve superhet radio receiver Signal Generator and High-quality Multimeter.

FILL IN AND POST THIS I C S COUPON TODAY
It brings the FREE I C S Prospectus containing full particulars of I C S courses in Radio, Television and Electronics.

INTERNATIONAL CORRESPONDENCE SCHOOLS

...A WHOLE WORLD OF KNOWLEDGE for the KEEN STUDENT

International Correspondence Schools (Dept. 222P), Intertext House, Parkgate Road, London, S.W.11

NAME.....

ADDRESS.....
Block Capitals Please

.....

..... 4.61

BRADFORD INSTITUTE OF TECHNOLOGY

Department of Electrical Engineering

Applications are invited for the following posts in this rapidly expanding department which offers exceptional opportunities for teaching, consulting and research work:—

SENIOR LECTURER IN ELECTRICAL ENGINEERING. Salary scale £1,550 to £1,750.

LECTURER IN ELECTRICAL ENGINEERING. Salary scale £1,370 to £1,550.

Candidates should be suitably qualified to teach to final degree standard in electrical power and machines or electronics and telecommunications. Industrial and research experience will be a recommendation.

The successful candidates will be encouraged to develop industrial contacts and undertake research for which adequate facilities will be available.

Previous industrial and research experience at a suitable level will be taken into account in fixing the commencing salary.

Further particulars and forms of application may be obtained from the Registrar (Department O), Bradford Institute of Technology, Bradford 7.

HENRY PATTEN,
Clerk to the Governors.

LYONS RADIO LTD.

METER BARGAINS. All moving coil types. 2½in. dia., flush panel mtg. 0/100 microamps. PRICE ONLY 37/6. Centre zero: 15-0-15 microamps. PRICE ONLY 42/6. Projection pattern, 2½in. dia. Centre zero: 50-0-50 milliamps. PRICE ONLY 7/6. 2in. dia., 0/20 amps., complete with shunt. PRICE ONLY 6/-. Postage all types 1/6.

L.T. TRANSFORMERS. Ex Govt., as new, fully impregnated, overall size 5½ × 4½ × 4½in. Pri. rated at 225 v. 50 c.p.s. Sec. 18 v. at 2 a. and 6.3 v. at 4 a. twice. PRICE ONLY 15/-, post 2/6.

MAINS POWER UNITS. Input 200/250 v., 50 c.p.s. A.C. mains. Output: H.T. 350 v. smoothed D.C. at 150 m/A. L.T. 6.3 v. A.C. at 4 a. twice. Size: 10½in. high × 13in. deep × 7in. Special features include double filter unit ensuring negligible hum. Mansbridge smoothing condensers throughout, separate switches and fuses for mains and H.T. with pilot light indicator for each. Everything of top quality. 5U4 rectifier included. Truly remarkable value. PRICE ONLY 59/6, carriage 7/6.

T.C.C. MANSBRIDGE CONDENSERS. 8 mfd., 500 v. wkg. at 60 deg. C., inverted mtg., type 82 I.M. PRICE 5/6. 4 mfd., 1,500 v. wkg. at 60 deg. C., type 121B, inverted mtg. PRICE 4/6. 4 mfd., 750 v. wkg. at 60 deg. C., type 92. PRICE 4/-. All above guaranteed as new and unused. Post 1/6 for less than 6.

5-WAY CABLE. Each conductor 9/012 tinned copper, rubber insulated and colour coded, synthetic outer, outside dia. approx. ¼in. PRICE ONLY 35/- per 100 yards. 20/- for 50 yds. 12/6 for 25 yds.

3 GOLDHAWK ROAD, SHEPHERDS BUSH, LONDON, W.12.
Telephone: SHEpherds Bush 1729

Make Your Ability PAY

UNLIMITED OPPORTUNITIES exist today for "getting on" . . . but only for the fully trained man. Let I.C.S. tuition develop *your* talents and help you to success.
STUDY IS EASY with I.C.S. guidance. The courses are thorough. Printed manuals, fully illustrated, make study simple and progress sure. **YOUR ROAD TO SUCCESS** can start from here—today. Complete this coupon and post it to us, for full particulars of the course which interests you. MODERATE FEES INCLUDE ALL BOOKS.

Take the right course now . . .

ADVERTISING
Gen. Advertising, Retail & Dept. Store, Copywriting
ART
Oil & Water Colour
Commercial Illustrating
BUILDING
Architecture, Clerk of Wks. Buildg. Constr. & Allied Trades, Quantity Surveyg.
CIVIL ENGINEERING
Highway Eng., Struct. Engrg
Concrete Engineering
COMMERCE
Bookkeeping, Accountancy
Office Training, Costing, Secretaryship, Storekeeping
Shorthand & Typewriting
DRAUGHTSMANSHIP
Architectural, Mechanical, Maths. & Machine Drawing
Drawing Office Practice
Structural Drawing
ELECTRONICS
Industrial Electronics
Computers & Maintenance
FARMING
Arable & Livestock
Farm Machinery Maint.
Pig & Poultry Keeping
Market Gardening
FIRE ENGINEERING
I.F.E. Examinations
Fire Service Promotion
GENERAL EDUCATION
Good Eng. Foreign Langs. G.C.E. subjects at ordinary or advanced level

HORTICULTURE
Complete Gardening
Flower & Veg. Growing
MANAGEMENT
Business Management
Hotel Management
Office Management
Industrial Management
Personnel Management
Work Study, Foremanship
MECHANICAL & MOTOR ENGINEERING
Engineering Maths., Weld'g
Diesel Engines and Locos.
Inspection, Workshop Pract.
Refrigeration, Motor Mech.
Running and Maintenance
(many other subjects)

PHOTOGRAPHY
Practical Photography
P.D.A. Examination
POLICE
Police Entrance Exam.
RADIO, T.V. & ELECTL.
Radio Servicing & Engrg.
T.V. Servicing & Engrg.
Radio Constrn. (with kits)
SELLING
Commercial Travellers
Sales Mangmt., Ret. Selling
WRITING FOR PROFIT
Short Story Writing
Free-Lance Journalism
And many other subjects.

INTENSIVE COACHING for all principal examinations, including C.I.S., A.C.C.A., I.C.W.A., B.I.M., A.M.I.Mech.E., Brit.I.R.E., I.Q.S., City & Guilds of London Institute, R.H.S., etc.

Start today the I.C.S way!

(Dept. 222R)
Intertext House, Parkgate Rd., London, S.W.11

Send FREE book on.....

Name .....

Address .....

.....

Occupation 461

INTERNATIONAL CORRESPONDENCE SCHOOLS



THE IDEAL MICROPHONE NECK HALTER

Registered Design No. 15656
Approved by Grampian Reproducers Ltd

- No straps, cords or headbands.
- Positioned or removed instantly.
- Used by commentators, lecturers, demonstrators, receptionists, etc.
- Neat, rigid and comfortable.

TYPE "A" HALTER suitable for the Grampian D.P.4 Microphone. **27/6** list. Postage 1/6.

"Close up" or standard model available.



We can also supply
THE GRAMPIAN D.P.4 MICROPHONE
as illustrated £7 11 0
Swivel Adaptor 15 6

Dealers and wholesalers supplied.

WRIGHT (*Cambridge*) **LTD**
WALNUT TREE AVENUE, CAMBRIDGE
Telephone Cambridge 56881
(Makers of "Wright" Automatic Timing Equipment)

SENIOR WIRELESS TELEGRAPHY OPERATOR

required by the GOVERNMENT of the FALKLAND ISLANDS for service at Government Wireless Station, South Georgia on agreement for one tour of 24-30 months in first instance. Salary £780 a year. Free board and lodging if single or unaccompanied. Messing Allowance £132 a year if married. Bonus of £10 a month payable on satisfactory completion of service. Free passages.

Candidates must be able to transmit and receive morse at 25 words a minute and should be familiar with H.F. and M.F. transmitters and receivers. Officer will be responsible for running of station and W/T accounting.

Apply to CROWN AGENTS, 4 Millbank, London, S.W.1, for application form and further particulars, stating age, name, brief details of qualifications and experience and quoting reference M2A/51250/WF.

SERVO & ELECTRONIC SALES LTD.

HIGH-FREQUENCY ALTERNATOR SETS, O/P 200 v., 1,100 c.p.s., 1 ph. 1½ kVA., I/P 415 v. 50 c.p.s. 3 ph. Complete with control panel fitted with voltmeter, ammeter and frequency meter motor switch gear and stabiliser. Manufactured by E.D.C and brand new stock. Other alternators available for 400 and 2,000 c.p.s. **2-PHASE SERVO MOTORS,** with induction generator and spur gear reduction drive. 50 c.p.s. Amplifiers available. **FEED-BACK RESOLVERS AND AMPLIFIERS** for 50 c.p.s. operation. **SIZE 11 SYNCHRO CONTROL TRANSFORMERS.** Type 26V11CT4A and **2-PHASE SERVO MOTORS.** Type 11M47A for 400 c.p.s. operation. **MUIRHEAD "IPOT" INDUCTIVE POTENTIOMETERS** for 50 c.p.s. operation. **HYSTERESIS MOTOR** Type HM12/10 and HM14/1 for 115 v. 400 c.p.s., 3 ph. operation. Full details of the above on application. **BERITE X BALLOONS** 500 gram. 15/- (1/6). **SPECIAL VALVE OFFER. Genuine Brimar Trustworthy Valves,** Type 6060 (=12AT7) mfr.'s spls. Tested and guaranteed. 6/- (6d.), 55/- doz. (2/-). 6CH6. 7/6 (6d.), 70/- doz. (2/-). 6J6. 4/6 (6d.), 45/- doz. (2/-). 6V6 4/- (9d.) 36/- do.. (3/6). EF91 4/6 (6d.) 45/- doz. (2/-). EF37 4/6 (9d.). 45/- doz. (3/6). ECC32 3/6 (9d.) 35/- doz. (3/6). EF50 2/6 (9d.). 26/- doz. (3/6) 807 5/- (9d.). 50/- doz. (3/6). EF36 3/6 (9d.). 35/- doz. (3/6). 6J5 4/- (9d.). 36/- doz. (3/6). EB34 1/6 (9d.), 15/- doz. (3/6). One of each of the above 12 valves in all 45/- (3/6). **COMMUNICATION RECEIVERS.** Type R.107 1.2 to 17.5 Mc/s in 3 ranges, 9-valve superhet. 3 kc/s or 7 kc/s bandwidth 100-250 v., 50 c.p.s. or 12 v. D.C. supply. Sensitivity 2-6μV in ex. cond., £14/10/- (25/-). Type R.206 50 kc/s to 30 Mc/s. cont. in 9 ranges, 15-valve superhet. 0.7 2.5 or 8 kc/s bandwidth, 100-250 v. 50 c.p.s. or 12 v. D.C. supply. Sensitivity 2-4μV. A superlative receiver in exc. cond., £30 (35/-). **CANADIAN MARCONI TRANSMITTER RECEIVERS,** Type TR9. 12 v., I/P cover. 1.55 to 5 Mc/s. Complete set of units, comprising Transmitter Power Unit and Receiver, new cond., £14/10/- (25/-). **SUNVIC HOT WIRE VAC SWITCH RELAY CONTROLLERS,** F102-8 230 v. load 2 kW., 30/- (3/-). F203-8 230 v. load 7 kW. 45/- (3/-). **ELECTROSTATIC VOLTMETERS** 0-15 kV. B.S.I., mounted in oak carrying case Everett Edgcumbe, brand new, £7/10 - (3/6). **MAGNETIC CLUTCH,** 20 v. 0.575A., torque rating 5ft. lb., 85/- (5/-). **E.R. SEALED REFRIGERATOR UNITS,** 110 v. 50 c.p.s., with cooling coils, ice box and thermostat charged, brand new, £20 (carr. extra). **DRAYTON TYPE RQ MOTORS,** 37 r.p.m. 230 v. A.C., 75/- (4/-). **MAGELIPS, SELSYNS, IPOTS,** etc., and all other components for electrical computation and controls. Please add carriage in brackets. Post orders to 1, **Hopton Parade, Streatham High Road, London, S.W.16.** Callers to: 43 High Street, Orpington, Kent. Tels.: Orpington 31066 and Streatham 6165. **TERMS: Nett C.W.O. or monthly approved accounts.**

EUREKA

For 21 years we have been asked for "something to pierce slots, cut squares and to form louvres." To celebrate our majority we offer the "A.A. Piercing Attachment."



The PIERCING ATTACHMENT is shown above fitted to a Type RXX-13in. bender.
It can be fitted in a few minutes to ANY model. The wider the tool. the greater its possibilities.
The chevron blades cut absolutely free from burrs or distortion, giving sharp 90° corners.
Adaptable, with another fitting to forming
VENTILATION LOUVRES.
FOR FULL DETAILS WRITE TO:—

A. A. TOOLS (W)
197a, WHITEACRE ROAD
ASHTON-U-LYNE

Lee Electronics

TAPE RECORDER & HI-FI AUDIO SPECIALISTS

OFFER AT GREATLY REDUCED PRICES
due to purchase of entire manufacturer's stock

AUDIOMASTER
STAR EQUIPMENT



Audiomaster Monaural control unit and power amplifier, control unit suitable for all types of 33 and 78 recordings, 8 mV sensitivity for pick-ups. Provision for direct connection of tape heads equalised to C.C.I.R. 1.9 mV sensitivity. Power amplifier with a nominal output of 25 watts 50 watts peak and a distortion value of 0.05% at 20 watts. As reviewed in August 1958 "Hi-Fi News." **Amplifier and control unit complete listed at £59 10s. 0d. now offered at £39 10s. 0d. (chassis mounting) (carriage 8s. 6d.). ***Call and hear this Phenomenal Amplifier.**



Audiomaster Stereo Tape Amplifier

This special version is intended for use with the Hartine deck using Telefunken heads. The amplifier contains two record channels which are easy to monitor by means of an exclusive feature, a 1in. Cathode Ray Tube. Play-back can be effected through a suitable pre-amplifier capable of accepting the signal direct from the tape head.

Original price £33 15s. now offered at £19 10s. (plus 3s. 6d. carr.)

FULL DESCRIPTIVE LEAFLETS AND TEST REPORTS AVAILABLE ON REQUEST

TRADE AND EXPORT INQUIRIES INVITED

400 EDGWARE ROAD · PADDINGTON, W.2
PADDINGTON 5521

ELLIOTT

A.C. TEST SET

MODEL 5000
Pat. No. 765782



A UNIQUE PORTABLE INSTRUMENT

FOR INDUSTRIAL AND SERVICE USE, MAINTENANCE AND A.C. MAINS SUPPLY MEASUREMENT

Measures watts, R.M.S. volts and amps. True kVA, reactive kVA and power factor readily and accurately obtainable An external current transformer is available to increase the current range to 200 amps. Change from amps., volts or watts by means of single switch without interruption to circuit conditions. Grey moulded case size 8¾ × 7¼ × 5in. approx. Scale length 5in. Accuracy to B.S.S.89 Industrial Grade.

LOW PRICE

EARLY DELIVERY

	SELF-CONTAINED RANGES	RANGE OF MEASUREMENT
VOLTS	125, 250, 500	25/520 v.
AMPS.	1, 5, 10	0.2-10.4 a.
WATTS	—	12-5200 w.

Write for Publication E.M 5,000.
Electrical Measurement Division, **ELLIOTT BROTHERS (LONDON) LTD**
CENTURY WORKS, LONDON, S.E.13. Telephone: TIDeway 1271

A MEMBER OF THE ELLIOTT-AUTOMATION GROUP

Z. & I. AERO SERVICES LTD.

Head Office: 14 South Wharf Road, London, W.2

Tel.: AMBassador 0151/2 **Cables: ZAERO, LONDON**

A.R.B. Approved Stockists

RETAIL BRANCH (personal callers only): 85 TOTTENHAM COURT ROAD, W.2. Tel.: LANgham 8403

Please send all enquiries, correspondence and Mail Orders to Head Office

AVO ELECTRIC TESTMETERS

Mains operated universal electronic test meter offering the following facilities:—
Current: 25-100-250"A-1-2.5-10-25-100-250mA.-1A D.C.
Voltage: 250mV—1—2.5—10—25—100—250—1000V.
D.C.; 1—2.5—10—25—100—250V. A.C.
Resistance: 1000-10 megohms—100kΩ—1000Ω.
Capacity: 0-5μF and 0-50μF.
A.F. Output power: 500mW and 5W full scale into an impedance of 5—10—25—600—2,000 and 5,000Ω.
PRICE, fully overhauled and guaranteed, complete with probe for high frequency measurements.... £25 0 0
Packing and carriage 10 0

H.T LEAKAGE INDICATORS

A.M. Ref. No. 5G/2124
Portable Hand Operated H.T. Tester for testing leakage of Aircraft Ignition Leads. Meter calibrated directly in megohms. Completely rebuilt and fully guaranteed. Complete with two H.T. leads fitted with crocodile clips.
PRICE £21 0 0
Packing and carriage 15/-.

SPECIAL COMMUNICATIONS RECEIVERS

R-1359: range 130-520 mc/s.; I.F. frequency 13.5 mc/s., bandwidth 3.5 mc/s. and 420 kc/s. Video and phone output. R.F. coaxial tuned circuit, crystal mixer. CV-52 local oscillator followed by four I.F stages. Video Amplifier. Cathode follower output. Beat Frequency Oscillator. Mains power supply unit separate from the receiver provides all the necessary voltages.
PRICE, fully overhauled and guaranteed £95 0 0
P-53, frequency range 300 to 650 mc/s. Sensitivity at 300 mc.s.—100μV for 6db S/N ratio. I.F. 45 mc/s. I.F. bandwidth—2 mc/s. for 6db. down. Power Supplies 230 A.C. Fully overhauled and guaranteed £70 0 0
R-1294. Frequency range 500 to 3,000 mc/s. I.F. 13.5 mc/s. Bandwidth: 3.5 mc/s.; Power supplies 150 and 300 VHT and 6.3V LT External Power Supply Unit available at extra charge.
PRICE, fully overhauled and guaranteed.. £85 0 0
AR/APR-4. The receiver unit is essentially an I.F. Amplifier with the associated audio and video stages and mains (115V. AC) power supply unit. I.F. 30 mc/s.; bandwidth 4 mc/s. and .6 mc/s.; I.F. sensitivity from 35 to 54μV. Different frequency ranges are obtained by means of interchangeable plug-in tuning units containing mixer and local oscillator stages. These units are available for the following ranges: 38-95 mc/s; 74-230 mc/s; 300-1,000 mc/s. and 1 000-2,000 mc/s.
Prices on application—please specify the ranges required.

HETERODYNE WAVEMETERS

TS-173 Heterodyne Crystal Controlled Frequency Meters, range 90 to 450 Mc/s. Individual Calibration Books with numerous crystal check points. Accuracy .005% nominal and .01% interpolation. Power required: dry batteries 6V and 135V. PRICE, fully overhauled and guaranteed £120 0 0
TS-323 Heterodyne Crystal Controlled Frequency Meters. Range 30-480 Mc/s. Otherwise as above but provided with internal modulation. Fully overhauled and guaranteed £155 0 0
TS-174 Heterodyne Crystal Controlled Frequency Meters, range 20-200 Mc/s. otherwise as above. PRICE, fully overhauled and guaranteed £140 0 0
TS-175 Heterodyne Crystal Controlled Frequency Meters, range 80 to 1,000 Mc/s., otherwise as above. PRICE, fully overhauled and guaranteed £210 0 0
MARCONI TYPE TF-783 PRECISION HETERODYNE WAVEMETER. Range 2 to 15 Mc/s. on fundamentals, extensible to at least 30 Mc/s. by using harmonics. Accuracy better than .005%. Crystal Reference Oscillator giving check points every 20 and 200 kc/s. Direct calibration with linear interpolation. Power supplies 200V. mains. PRICE fully overhauled and guaranteed £75 0 0
ALSO BC-221 and LM-14 FREQUENCY METERS. Prices and details on application.

NEW TCC AND DUBILIER BLOCK CAPACITORS

1μF at 1250/800V. Type B257..... 8/-
1μF at 2000/1700V TCC Visconol 9/-
1μF at 5000/3300 Dubilier 17/6
1μF at 7500/3000V Dubilier 22/-
2μF at 800/550V Dubilier 3/6
2μF at 800/550V TCC Visconol 3/6
2μF at 2500/2000 Dubilier 15/-
4μF at 200/100V Dubilier 5/6
4μF at 660V TCC Visconol 5/6
8μF at 250/100V Dubilier 6/-
8μF at 200/100V TCC Visconol 6/-
8μF at 1250/850V Dubilier 10/-
8μF at 1300/1000V Dubilier 12/6
Packing and carriage 1/6 per capacitor.
When double voltage rating are quoted, the higher voltage refers to working temperature of 71°C and the lower one to 100°C.

MARCONI CR-150 COMMUNICATION RECEIVER

Frequency range 2 to 60 mc/s. in five bands. Output 1mW/60-Ω and 200mW/3Ω. Sensitivity from 1μV at 2 mc/s. to 14μv. at 60 mc/s. Double Superheterodyne circuit with I.F.'s of 1,600 kc/s. and 465 kc/s. Band-pass filter at 100-30-1,500-5,000-10,000 c/s. 500 kc/s. internal calibrating crystal oscillator. Extremely low noise factor and separation of the mains power supply unit from the receiver make this equipment eminently suitable for many laboratory applications.
PRICE fully overhauled and guaranteed, complete with separate mains power supply unit. £75. P.P. 25/-.

AMERICAN BLOCK CAPACITORS

.05 × .1μF at 2000V 3/-
.1 μF at 2000V 6/-
.1μF at 3000V 7/-
.2 1μF at 2000V 5/-
.2 1μF at 3000V 7/6
.2 1μF at 4000V 10/-
.5μF at 400V 3/6
.5μF at 1000V 4/-
.1μF at 5000V 12/6
1μF at 400V 3/6
1μF at 600V. Bathtub type 2/-
1μF at 900V 5/-
1μF at 1500V 6/-
1μF at 2000V 17/6
1μF at 5000V 25/-
2 × 1μF at 300V..... 5/-
2μF at 600V Bathtub type..... 2/6
2μF at 600V 3/-
2μF at 1000V 6/-
2μF at 1500V 7/6
3μF at 600V tubular..... 3/-
4μF 220V AC..... 4/6
4μF at 400V 5/6
4μF at 1000V 7/6
4μF at 4000V 25/-
6μF at 400V 7/6
6μF at 2000V 15/-
8μF at 400V 6/6
8μF at 1500V 10/-
10μF at 600V..... 8/-
10μF at 1500V 10/-
Packing and postage 1/6 per capacitor.

AN/AMT-11 RADIO SONDE TRANSMITTERS

Complete transmitter designed to transmit signals in the range of 395-406 mc/s. range audio modulated at 10 to 300 c/s., modulation frequency depending on the magnitude measured. Measurements range: pressure 1,040 to 5 millibars; Relative Humidity 15 to 90%; Temperature −90 to +50°C. Equipment includes barometric switch and measuring device, humidity and temperature measuring elements, aerial and pressure calibration chart. Transmitter Circuit consists of Double Triode 3A5 with one half acting as modulating oscillator, the other as a buffer, and UHF Triode 5703.
PRICE, brand new £2 10 0
Manual 17 6
One manual supplied free per each six transmitters.
Packing and postage..... 6 6

METEROLOGICAL RADIO SONDE TRANSMITTERS AN/AMT-4B

Frequency Range Approx. 1,600 mc/s. Transmitter consists of modulator valve 5875 and RF Valve 5794. Operation from a battery 110V, 6.3V and 1.4V. Dimensions complete with aerial: 2¾in. dia. × 8in. long. Weight 7 ozs. less batteries. RF Output is pulse modulated with an audio frequency dependent on the value of resistor used in the 5875 circuit.
PRICE, new with circuit diagram (p.p. 3/6)..... 16/-

PEN RECORDERS

STRIP CHART PATTERN SWITCHBOARD MOUNTING. PEN RECORDERS:—
1 mA. D.C. F.S.D., Chart Speed 3in./min. 6in. Chart. Electrically driven..... £55 0 0
mA. D.C. F.S.D., Chart Speed 3in./min. 6in. Chart. Electrically driven..... £50 0 0
2.5-0.25 mA. D.C. F.S.D. Chart Speed 3in./min., 6in. Chart Electrically driven..... £50 0 0
RECORDING WATTMETER, three-phase, to record from 0 to 1,000 kW. when used with potential transformer 6600/110V. and current transformer 50/5 amps. Chart speed 1in. per hour..... £80 0 0
All Recorders are supplied complete with suitable strip charts.
Other speeds and ranges are also available. Please write for full details.

LAE-2 HEWLETT PACKARD U.H.F. SIGNAL GENERATORS

Frequency range: 520-1300 mc/s. R.F. or pulsed.
Output: 1μV to 100mV into 50Ω.
Pulsed output: rectangular envelope 100% modulated, internally or externally synchronised. Pulse rate:60-2,500 c/s; pulse width 2-30μsec.; pulse delay 3 to 300μsec. The instrument is supplied complete with set of calibration and correction charts. Power supplies 115V AC.
PRICE: fully overhauled and guaranteed £135 0 0
Packing and carriage £1 0 0

"MEASUREMENTS CORPORATION" TYPE 84 "STANDARD" SIGNAL GENERATOR



Range: 300-1,000 Mc/s. Direct Calibration.
Accuracy: 0.5%.
Output Level: 0.1μV-100 mV. continuously variable.
Internal Modulation:—
Sinewave—30% Max. at 400, 1,000 and 2,500 c/s.
Pulse—1 to 50μsec., width delay variable from 0 to 50μsec. p.r.r. 60 to 100,000 c/s.
Output Impedance—50 ohms.
Percentage Modulation Meter.
PRICE, in as new condition, tested before despatch and fully guaranteed..... £220 0 0
Packing and carriage..... £2 0 0

CT-52 NOISE GENERATOR AND RECEIVER NOISE FACTOR METER

Portable Mains operated instrument providing noise signal in the frequency range of 100 kc/s. to 160 mc/s. and measuring the output of the receiver. 3-step input attenuator. Output impedance 43, 75 and 400Ω. 115/230V operation.
PRICE, fully overhauled and guaranteed £55 0 0
Packing and carriage £1 0 0

"MICOVAC" TYPE CT-54 VALVE VOLTMETER

Portable Battery operated instrument enclosed in a watertight case.
Ranges: 2.4—4.8—24—48—240—480V AC and DC full scale. Resistance: 0-1000Ω with multipliers of 1, 10, 100, 1,000 and 10,000.
Diode probe for high frequency operation.
Dry Battery operation.
PRICE, fully overhauled and guaranteed.. £45 0 0
Packing and carriage £1.

EMI TYPE 3794TA HIGH SPEED OSCILLOSCOPE

Time Base 1.5μsec. to 50 millisec., triggered or free-running. "Y" Amplifier provides sensitivity of 2 to 120 mm. per Volt with a frequency response flat within 3.3db from DC to 5 mc/s. Time rise .67μsec. minimum. Direct calibrated scale for time measurements permitting the measurements to be made down to .1μsec. "Y" shift voltmeter in conjunction with range switch will measure voltages from 0 to 500V DC or RMS with an accuracy of 3%. Mounted on a rubber wheel trolley with power supply unit fixed below the main unit.
PRICE, fully overhauled and guaranteed £130 0 0
Packing and carriage £3 0 0

AIRMEC TYPE 723 OSCILLOSCOPE

Time Base 1μsec. to .5sec., free running or single sweep with repetition rate up to 30,000 per sec. 4in. Cathode ray Tube. Two-stage "Y" plate amplifier providing sensitivity from 30 to 300 mV/cm with a response from DC to 5 mc/s. Auxiliary amplifier. Automatic brilliance control. Adjustable E.H.T. voltage. 115/230V operation.
PRICE, fully overhauled and guaranteed.. £60 0 0
Packing and carriage £1 10 0

MAINS TRANSFORMERS

Parmeko EHT Filament Transformers.
Input 100/125V. and 200/250V.; output 6.3V. at .3A and 4V. at 1.1A., Test Volts 1200; 4V. at .5A. Test Volts 4950; 4V. at 2A. and 4V. at .5A. Test Volts 2500 27/6
P.P. 3/6

Power Transformer. Input 220V.; output 310-0-310V. at 120mA. and 5V. at 3A. 25/- p.p. 2/-.

Power Transformer. Input 100 to 250 V.; output 275-0-275V. at 80mA., 6.3V. at .6A. and 6.3V. at 2.5A. 17/6
p.p. 2/6

Gardner or Parmeko Power Transformers.
Input 200-250V.; output 350-0-350V. at 70mA.; 6.3V. at 1A.; 6.3V. CT at 3A. and 6.3V. at 3A. 25/-, p.p. 2/6

Gardner Power Transformers.
Input 200-250V.; 450-0-450V. at 250mA.DC; 6.3V. at 3.5A.; 6.3V. at 8A.; 6.3V. at 10A.; 5.0V. at 6A. The last three outputs have test voltage of 4000V. to earth, 80/-, p.p. 10/-.

Gresham Power Transformers
Input 110/200/230V.; output 6.3V. at 1A.; 6.3V. at 2.5A.; 450V. at 100mA. DC; 6.3V. at 2A.; 5V. at 3A. 30/-, p.p. 4/6

STILL AVAILABLE—LIMITED QUANTITY ONLY

Sub-chassis from SCR-522 4-channel transmitter-receivers BC-624 Receiver Unit. Frequency range 100-156 mc/s. Valves: 9003 RF stage, 9003 Mixer, Three 12SG7 IF stages; 12C8 Det/AVC/Audio; 12 J8GT Second Audio; Oscillator 9002; Harmonic Generator 9002; Harmonic Amplifier 9003. High and Low Impedance Output. PRICE, complete with valves, without squelch relay, 25/-, p.p. 5/-

Ditto without valves ..... 7/6, p.p. 3/6

BC-625 Transmitter Unit. Valves: Speech Amplifier 6887; Push-Pull Modulator—two 12A6; Oscillator 6G6G; 1st Harmonic Amplifier 12A6; 2nd Harmonic Amplifier 832; Power Output 832. Output 8 watts. PRICE, complete with valves 22/6, p.p.5/-

Ditto without valves ..... 7/6, p.p. 3/6

N.B.—The chassis are supplied complete and in good condition but neither valves nor components are guaranteed. Crystals are not included in price. Every unit is supplied with circuit diagram and description.

D.C. SOLENOIDS

Type 700-28 Push-Pull Type, 24-28V, 1 Amp. holding force 12 lbs.; stroke 5/16in. Flange Mounting; Dimensions: 2½in. high × 2in. × 2in. ..... 6/6, p.p. 2/-.

Type 137 Push-Pull Type: 26V. 12 Amp.; Holding Force approx. 40 lbs.; Stroke ¼in.; Dimensions 3¼in. high × 2¼in. × 2¼in. ..... 8/6, p.p. 3/-.

Type 768-2, Pull Type, 28V, 17.5 Amps.; Holding Force approx. 50 lbs.; Stroke ¼in. Dimensions 3in. high × 2¼in. × 2¼in. Flange Mounted ..... 8/6, p.p. 2/-.

RELAYS

SIGMA TYPE 4C1 or ADVANCE TYPE G HIGH SPEED RELAYS. 1B contact. 5000Ω Coil. Current 4mA. ± .5mA. will operate with change of current of .2mA. 5/6

STEVENS-ARNOLD "MILLISECOND 358" HIGH SPEED RELAYS. Sealed, Octal base, 1 CO contact, 24V. 1400Ω Coil 17/-

SIEMENS TYPE HIGH SPEED RELAYS. 1 CO 500mA. contact. Twin Coil 2X145Ω. Operating current 15mA. with coil in series and 30mA. with coil in parallel Second hand 5/-

BALANCED ARMATURE MINIATURE STC RELAYS:—
1M Contact at 5A, 250Ω Coil. Operating current 40 mA. Release 15 mA. Second hand .. 6/6
2 CO Bifurcated Contacts at 500mA., 700Ω Coil. Operating current 16 mA.; release 5 mA. Second hand 7/-

POST OFFICE RELAYS:—(Second hand)
Type 600, 600Ω Coil, 2CO contacts..... 6/6
Type 3000, 500Ω Coil, 2 CO contacts 7/6
Packing and postage 9d. per relay.

TYPE 3 POWER UNITS

Mains operated rack mounted fully smoothed rectifier power unitproviding adjustable H.T. voltage from 180 to 270 v. at 100 mA. and 6.3 V. A.C. at 4 amps. H.T. voltmeter and milliammeter are provided on the front panel.
PRICE, fully guaranteed £3 10 0
Packing and carriage 15 0

WESTINGHOUSE SELENIUM RECTIFIER POWER UNITS

Input 115/230 V., fully smoothed and fused. Output adjustable from 80 to 140V. D.C. by means of fine and coarse tap switches in the secondary winding. Maximum current 400mA. continuous. Dimensions: 17½in. × 10½in. deep × 3½in. high ..... p.p. 7/6 40/-

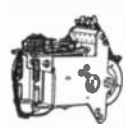

RATCHET MOTORS 12 v.

1 Amp. (Impulse Motors) .. 5.75 ohms ..... 3/6 each
Packing and postage 1/6

SUB-CHASSIS FROM TR-1985 AIRCRAFT CRYSTAL CONTROLLED 10-CHANNEL TRANSMITTER-RECEIVER

Transmitter Chassis Type 81.
Frequency range 100-125mc/s. Consists of 4.86mc/s. crystal oscillator (CV-136) coupled to Balanced Modulator (two CV-138) to which a signal at half the final receiver frequency is applied. After mixing the resulting frequency is doubled at CV136, A.F. modulated at QVO4-7 and finally amplifier at TT-15. PRICE, complete but less valves ..... 3/6, p.p. 2/9

Modulator Chassis. Consists of microphone amplifier CV131, Telephone Amplifier CV-136, and push-pull audio amplifier—two CV-133. Less valves 5/-, p.p. 2/-

Receiver Chassis type 114.
Frequency range 100-125mc/s. Consists of crystal oscillator tuned to the third harmonic, CV-136, trebler, CV-136 and doubler CV-138, tuned RF stage CV-138 and Mixer CV-138. Less valves ..... 5/-, p.p. 2/6

I.F. Amplifier Chassis. Three stage IF Amplifier—two CV-131 and one CV-138, Detector and AVC Diode CV-140. Squelch valve CV-138 and AVC Amplifier CV-138. Intermediate frequency 9.72mc/s. Band width 90kc/s. Less valves 5/-, p.p.3/6
For valves see list below:

also available

DYNAMOTOR UNITS from the above sets. Input 24/28V. DC Output 250V. HT fully smoothed, at up to 200mA. and Grid Bias supplies of —50V. At one end of rotary transformer the channel change drive mechanism is mounted. PRICE ..... 17/6, p.p. 5/-

AVO CR BRIDGES

Portable mains operated serviceman's component bridge providing the following ranges :—
Capacity: from ·1μμF to 50μF: Resistance from 5Ω to 50 megohms: Valve voltmeter from 0 to 15V RMS.
Neon leakage indicator. Power factor measurements in per cents.
PRICE £9 0 0
P. & P. 10 0

BRAND NEW EMISCOPE TV TUBES

Type 3-16: Aluminised 10in. dia. screen. 6V Heater. Final Anode 7,000V., cut-off —34V. B7B Base. Complete with Deflection and Focussing Coils and rubber escutcheon. 35/-. P.P 10/-.

TESTED and GUARANTEED VALVES

OA2	6/-	5U4G	5/-	7C7	5/-
OB2	6/-	5V4G	10/-	7E5	5/-
OB3	6/-	5Y3GT	6/-	7F7	5/6
OC3	5/6	5Z3	7/-	7Z4	4/-
OD3	5/6	5Z4	6/-	12A6	3/-
OZA	5/6	6A6	5/-	12AH7GT	5/-
1A3	3/-	6AC7	3/-		5/-
1AH4	5/-	6AG5	3/6	12AT7	6/-
1B24	30/-	6AG7	7/-	12AU7	6/-
1B32	5/-	6AK5	5/-	12AX7	7/-
1B40	10/-	6AK6	7/-	12C8	3/-
1B41	50/-	6AL5	4/-	12H6	2/-
1B44	40/-	6AM5	4/6	12J5GT	3/6
1B63A	70/-	6AM6	4/-	12SG7	3/-
1E7G	5/-	6AN5	15/-	12SH7	3/-
1G6GT/G7/-		6AT6	5/-	12SK7	5/-
1L4	3/6	6B8	6/-	12Y4	2/6
1LA6	6/-	6BE6	6/-	28D7	7/-
1LD5	6/-	6C4	2/6	32	6/-
1LN5	5/-	6C5G	7/-	39/44	3/-
1Q22	100/-	6C6	4/-	53A	3/-
1R4	6/-	6C8G	7/-	78	5/-
1R5	6/-	6CH6	6/-	83	10/-
1S4	6/-	6F6	5/-	83V	6/-
1S5	6/-	6F8G	6/6	85A1	9/-
1T4	4/-	6F33	7/-	220PA	7/-
1T5GT	6/-	6G6G	2/6	249B	2u/-
1U5	6/-	6H6	1/6	267B	60/-
2A3	5/-	6J5	4/6	559	3/-
2C26A	5/-	6J5G	4/-	703A	30/-
2C34	4/-	6J6	3/6	705A	15/-
2C39A	90/-	6K7	4/-	717A	4/-
2C43	25/-	6L5G	6/-	807	8/6
2C43	32/6	6L6GA	7/6	813	70/-
2C52	12/-	6L6M	9 -	815	60/-
2D21	6/-	6L7	5/-	829	25/-
2X2	4/-	6N7	6/-	866A	10/-
3A4	5/-	6R7	6/-	931A	60/-
3A5	5/-	6SA7GT	7/-	955	3/-
3B24	5/-	6SC7	7/-	957	5 -
3B26	20/-	6SH7	4/-	1005	2/-
3B29	20/-	6SK7	5/6	1625	10/-
3C45	30/-	6SK7GT	5/-	4024B	20/-
3CX100A5		6SL7GT	6/6	4033AF	15/-
	200/-	6SN7GT	4/-	4043A	15/-
3D6	4/-	6SQ7	6/-	4046A	3/-
3Q4	7/-	6SR7	3/6	4061A	19/6
3V4	6/6	6V6GT	5/6	4074A	17/6
4B26	15/-	6V6M	9/-	4242A	35/-
4B31	130/-	6X4	5/	4274A	15/-
5B/502AB	0/-	6X5GT	5/	5517	6/-
5B4GT	0/-	6Y6G	6/-	5554	10/-
5T4	9/-	6Z4	6/-	5670	10/-

CATHODE RAY TUBES

Type	dia.	V_h	V_{a1}	V_{a2}	$-V_g$	Screen	Focus	Defl.	Price
2AP1	2	6.3	250	1000	60	green	ES	ES	25/-
3BP1	3	6.3	575	2000	60	green	ES	ES	17/6
3CP1	3	6.3	575	2000	60	green	ES	ES	15/-
3JP1	3	6.3	690	2000	90	green	ES	ES	70/-
5CP1	5	6.3	575	2000	60	green	ES	ES	40/-
5FP7	5	6.3	250	7000	45	green/yell.	ES	EM	10/-
5SP7*	5	6.3	430	1500	45	green/yell.	ES	ES	140/-
7BP7	7	6.3	350	7000	45	green/yell.	ES	EM	60/-
CV956**	11½	4.0	1700	1200	50	green/white	ES	ES	15/-
DG7-5	2½	6.3	—	800	—	green	ES	ES	55/-

*Twin gun tube.
**Complete with mu-metal screen.
STEEL SCREENS FOR 3in. TUBES, 5/-, p.p. 9d.
ALSO AVAILABLE: 2DP1, 3JP1, 3EG1. 5AP1 5JP1, 12SP7. MX2, O9D. O9J.

KLYSTRONS

Type	CV No.	V_h	V.Res.	—V. Refl.	I_amA	Input W	Output mW	Frequency Mc/s.	Base	Price
—	CV35	4.0	1,250	275	8.0	10	100	3,033 mean	I.O.	£5
KRN2A	CV129	4.0	1,600	420	—	10	75	9,375 mean	I.O.	£4
KRN3	CV217	4.0	1,350	255	7.4	10	15	9,738 mean	I.O.	£2
	CV238	6.3	220	—	500	—	450	4,615 mean	B7G	£9
KRN6/3	CV238	4.0	250	126	—	8	100	3,030 mean	I.O.	£5
726A	CV676	6.3	330	400	—	—	100	3,290 mean	—	£4
707B	CV1768	6.3	300	300	—	—	140	3,315-3,680	I.O.	£5
723A/B	CV1795	6.3	330	400	—	—	20	9,702-9,548	I.O.	£2 10
417A	CV2642	6.3	1,000	200	40.0	50	50	2,650-3,300	I.O.	£2
2K25	CV2792	6.3	300	400	—	—	32	8,500-9,660	I.O.	£3

MAGNETRONS

Type	V_h	I_hA	$V_a$pk	$I_a$pk	Field Gauss	Frequency mc/s.	Output	Price
2J27	6.3	—	22,000	30.0	2400	2,945-2,992	240kWpk	£3
714A/Y	6.3	1.5	22,000	22.0	2250	3,300 mean	—	£5
725A	6.3	1.0	12,000	12.0	5400	9,345-9,405	40kWpk	£12
CV370 (2J42)	6.3	0.5	6,000	5.5	Integral	9,345-9,405	7kWpk	£10
CV991	3.0	2.5	15,500	10.0	3250	9,860 mean	—	£8
3J31	6.3	—	16,000	16.0	8000	23,744-24,244	—	£10

ALSO AVAILABLE: 2J48 at £7/10/0; 706BY. 707CY 2J36 all at £3/0/0; 720CY. CV160 (M528), CV59 all at £5.

5702	15/-	EOC85	8/-	EK72	6/-
5751	8/-	ECC91	3/6	EZ41-150	
5786	200/-	ECF80	10/6		15/-
5787	10/-	ECF82	10/6	8130	5/-
5829	5/-	ECL80	10/-	T8P4	10/-
5899A	10/-	EF22	10/-	TT11	3/-
5998	15/-	EF42	7/6	TT15	40/-
6005	9/-	EF50	1/6	TT17	50/-
6064	10/-	EF55	5/-	TZ05-20	5/-
6065	10/-	EF70	5/-	TZ40	40/-
6213	15/-	EF71	5/-	U19	17/6
7193	2/-	EF73	5/-	U50	7/-
7475	4/-	EF74	5/-	UCL83	12/6
8013A	30/-	EF86	7/-	UF80	7/6
8020	10/-	EF92	3/6	UL84	6/-
9001	4/-	EL84	7/-	VP13C	5/-
9002	5/6	ESU150	30/-	VR31	3/6
9003	6/-	EY51	9/-	VR38	3/6
9004	4/-	EY86	10/-	VR54	1/6
9006	2/6	EZ80	6/-	VR56	4/6
AC/HL	5/-	FC13	15/-	VR100	6/-
ARP3	3/-	FW4/800		VR107	6/-
ARP4	3/6		8/6	VR108	3/6
ARP34	3/6	KT8	27/6	VR135	2/6
ARTH2	7/-	KT33C	6/-	VR136	4/-
ATP4	5/-	KT66	12/6	VR137	4/6
ATR387		KT81	17/-	VU33	3/-
	70/-	KTZ61	9/-	VU39	7/-
C3B14	15/-	KTZ73	6/-	VU111	4/-
DAF96	7/6	L63	6/-	VU120	4/6
DF33	9/-	ML6	6/-	X66	10/-
DF91	5/-	MZ05-20	6/-	Z21	10/-
DF92	3/6	NGT1	3/6	CV52	30/-
DF96	7/6	NR16A	4/-	CV117	30/-
DH63	6/-	NR31	5/-	CV233	3/-
DK91	6/-	NT20	3/6	CV338	6/-
DK92	9/-	PCC84	9/-	CV466	5/-
DK96	7/6	PCF80	9/6	CV467	5/-
DL92	5/-	PCL82	11/-	CV468	5/-
DL93	5/-	PCL84	10/-	CV469	9/-
DL94	6/6	PEN45	7/-	CV475	5/-
DL9.	7/8	PL36	13/-	CV476	5/-
DL96	7/6	PL81	10/-	CV4002	10/-
DLS10	4/-	PL82	8/6	CV4014	10/-
EA76	9/-	PL83	11/-	CV4015	10/-
EABC80	8/-	PT15	10/-	CV4025	10/-
EAC91	4/-	PY81	8/6	CV4034	5/-
EBC90	6/-	PY82	7/-	CV4054	10/-
EC91	5/-	PX25	10/-	CV4059	7/6
ECC81	6/-	QB95/10	8/6	CV4063	10/-
ECC82	6/-	QV04-7	15/-	CV4069	6/-
ECC83	7/-				
ECC84	8/-	BK60	9/-		

We have hundreds of other types in stock. Please send s.a.e. for current price list.
Please add 2/6 in £ for packing and postage.

WE URGENTLY REQUIRE AND PAY HIGHEST PRICES FOR MODERN TEST EQUIPMENT (e.g., Signal Generators, Oscillators, Microwave Test Sets, etc.). COMMUNICATIONS RECEIVERS (especially U.H.F. and E.F.H. Ranges), AIRCRAFT RADIO COMMUNICATIONS AND RADIO NAVIGATION EQUIPMENT, SPECIAL VALVES, MAGNETRONS, KLYSTRONS, ETC.
HALLICRAFTER S27C RECEIVERS (Range 130-210 Mc/s.) AND UNMODIFIED BC-348 RECEIVERS REQUIRED IMMEDIATELY.

Z. & I. AERO SERVICES LTD.

RETAIL BRANCH : 85 TOTTENHAM COURT ROAD, W.2. Tel : LANgham 8403
Head Office : 14 SOUTH WHARF ROAD, LONDON, W.2. Tel : AMBassador 0151/2
Please send all correspondence and Mail Order to the Head Office.

TV TUBES

EXACT PLUG-IN REPLACEMENTS

ALL makes and ALL types (50°, 70°, 90°, and 110°)

12" - - - £4-15-0

14" - - - £5- 9-0

15"-17" - - £5-15-0

COD or CWO. Carriage and Ins. 7/6.

10/- GLADLY REFUNDED ON 14", 15", 17" SIZES IF YOU WISH TO RETURN YOUR OLD TUBE.

FACTORY REPROCESSED AND COMPLETELY AS NEW

12 MONTHS' NEW TUBE GUARANTEE

NEW GETTERS RE-GRAPHITED

MICRO-FINE ALUMINISED



BRAND NEW MULLARD MAZDA EMISCOPE ETC. ELECTRON GUNS

NEW SILVER ACTIVATED PHOSPHOUR SCREENS

ENJOY THE SUPERB PERFORMANCE OF DIRECT REPLACEMENT TUBES. BRAND NEW IN ALL RESPECTS (EXCEPTING THE GLASS ENVELOPE) AND INCORPORATING THE VERY LATEST DEVELOPMENTS IN ELECTRON GUN, SCREENING AND ALUMINISING TECHNIQUES.

LAWSON TUBES

156 PICKERSLEIGHS ROAD MALVERN, WORCS. MAL. 3798

A.E.I.

Associated Electrical Industries, Ltd., Electronic Apparatus Division, Trafford Park, Manchester 17

TESTERS

Urgently required for interesting work on Ground Radar, Servo-Control, and Computer systems. Technical qualifications an advantage. There are excellent opportunities available for suitable applicants.

Why not write in now for application form and conditions, to :—

The Employment Supervisor, A.E.I. (Manchester) Ltd., Trafford Park, Manchester 17

"BARGAINS WITH PERSONAL SERVICE"

COMMUNICATION RECEIVERS R301. .55-30 Mc/s. in 6 ranges, 100/250 v. A.C. or 12 v. D.C. high quality receiver complete with power pack and connecting plugs, £22/10/-, carr. £1/10/-. R.107, 1.2-17 Mc/s. 9 valves, 100/250 v. A.C. or 12 v. D.C., £12/10/- carr. £1/10/-. MARCONI CR100, £19, with noise limiter £21, carr. £1. H.R.O. SENIOR, with power pack and coils £23/10/-, carr. £1/10/-. R.1132a, 100-124 Mc/s. £3, carr. 17/6. TX/RECEIVER, No. 19, Mk. II, complete station with power pack, variometer, etc. £7/10/-, carr. £1/10/-. TX/RECEIVER No. 9 (Marconi Canadian), complete station, RC 1.9-5 Mc/s., TX less 813 valve (can be supplied) the whole with power packs fo 12v. D.C. as new absolute bargain, £14/10/-, carr. £1/10/-. MARCONI NOISE GENERATOR TF967, brand new, £12/10/-, carr. £1. ROTARY CONVERTORS, 24 v. D.C.-230 v. A.C. 125 watts. £1, carr. 10/-. Ditto 150 watts, £5/10/-, carr. 10/-, 24 v. D.C.-50 v. A.C., 4 amps., 50/-, carr. 7/6. Auto transformer to suit 5)-250 v. £1, post 3/6. Ditto 24 v. D.C.-230 v. A.C. approx. 125 watts by Lancashire-Crypto in portable ventilated case with leads, brand new in original packing case, £8/10/-, carr. 10/-. BATTERY CHARGER, 200/2 0 v. A.C. input, for charging 6-12 or 24 v. D.C. at 10/12 amps. with meter selective fine and course controls, fully fused, £13/10/-, carr. £1. RECTIFIER SET, 230/440 v. A.C. inputs, 1 ph. and 3 ph., 36 v. D.C 50 amps and other outputs, inquiries invited. NIFE ALKALINE BATTERIES, 12 volt, 25 a.h. test d and charged, £1/17/3, carr. 10/-. Ditto 6 volt 75 a.h., storage or starter brand new and unused, £7/10/-, carr. 10/-. VARIOMETER, No. 19 set part, 11/6 post 2/-. VIBRATOR POWER PACKS, 6 volt-230 volt 100 mA., 19/6, post 2/6. HRO POWER PACKS, 11'/230 v. A.C., 37/3, post 5/-. POWER PACK No. 15, for R206 and similar receivers 110/250 v. A.C. and 12 v. D.C., £3, carr. 10/-. FREQUENCY ADAPTOR, for R206 and other receivers, 3 ranges 600-10, Kc/s. 45/-, carr. 10/-. MINIATURE I.F. STRIPS, No. 372, complete with valves 23/3, post 2/-. RE-ENTRANT LOUD HAILERS, 20 watts. £5 carr. 10/-. SYNCHRONIZER CHASSIS (American), contains 28 ceramic octal valve holders, blower motor, relay, wave change switches, pots, and host of condensers, resistors, knobs, etc., 15/-, post 2/6. DYNAMO EXPLODERS, for detonating explosive charges, in hide leather case, 45/-, post 5/-. AMERICAN AIRCRAFT RELAYS. Large quantity available, please write for details. RCA AR33 SPEAKERS, 3 ohm in black crackle cabinet, BRAND NEW 37/6, post 3/6. LINEMAN'S SAFETY BELT. A must for all climbing purposes. BRAND NEW 17/3, post 2/-. As used by G.P.O. Many other items headphones, microphones, test meters telephone sets, etc. etc. TERMS: C.W.O. Monthly accounts approved business houses, etc. S.A.E. enquiries. Carriage quoted applies only Mainland.

A. J. THOMPSON, "EULING LODGE," Codicote, Hitchin, Herts. Phone: Codicote 242.

M. & J. PEARSON

Radio, Television & Radar Equipment

OFFER THE FOLLOWING AMAZING BARGAINS

1132A RECEIVERS. Secondhand. A few to clear, all fully valved, £2 each.

SPECIAL OFFER. GUN SIGHTING TELESCOPES by Canadian Kodak Co. Mag. 7 x 50. Brand new and boxed. As advertised at £4/15/-. **OUR PRICE £2/15/-.**

1.5 mm. SLEEVING BLACK PERIBRAID. 2 gross yards on reel. **SPECIAL PRICE 7/6** reel.

EMPIRE INSULATED SLEEVING. Yellow 6 mm. to 25 mm. 3ft. lengths. 10 to a box. Min. order 8 boxes. 20/- lot.

SPERRY BOMBSIGHT COMPUTERS. Containing a host of gearing, motors, etc. as advertised at £3/7/6. **OUR PRICE £2/5/-.**

R.F. 24 and 25 UNITS. Loose stored but in nice condition. **SPECIAL PRICE, 9/6 ea.**

R.F. 26 and 27 UNITS. Loose stored. Good condition but dials damaged, 12/6 each.

PANCHROMATIC FILM. 16 mm. x 10ft. Fast, perf. 16 rolls per tin. Tins ideal for storing or posting 5in. recording tapes. 12 tins 10/6.

HAILER SPEAKER DIAPHRAGMS. VVox, Parmeko, etc. Ref. Nos. W.3506-792-2060 etc. 2/6 each.

ALL PRICES INCLUDE POST AND PACKING. SCOTLAND AND ENGLAND

263 GALLOWGATE, GLASGOW, C.4

Telephone: Bell 0729

Enclosures, Equipment & Cabinets by STAMFORD

B1/8. Column enclosure designed to house the 8in. and 10in. Wharfedale range. Lagged with 1in. felt and embodying the Wharfedale acoustic filter. 12in. x 12in. x 43in. high. Price £13/15/- or 41/- deposit and 9 payments of 27/11.



B1/8



Write for new list of enclosures in the Goodmans range.

C1/8 AXIOM ENCLOSURE for the Goodmans 12in. range. 33in. high 19½in. wide. 15½in. deep. Price including ARU No. 172. £17/15/3 or 53/4 deposit and 9 payments 36/1.

EQUIPMENT	Cash Price £ s. d.	Hire Purchase Deposit	18 Pymts.
SPEAKERS			
Axiette	6 18 1	26/5	6/9
WB HF1012.....	4 15 0	19/-	4/9
Golden 10in.....	8 6 7	33/4	8/6
Axiom 300	11 5 9	45/2	11/7
MOTORS			
Garrard 210	12 13 5	50/9	12/11
Garrard 4HF ..	18 9 9	74/-	18/11
Garrard TA Mk. II	8 10 0	34/-	8/8
Garrard 301 Strobe	23 18 4	95/8	24/6
Collaro RP594 ..	9 18 9	40/-	10/2
CHASSIS			
Armstrong 55	33 12 0	134/5	34/4
Armstrong Stereo 12 Mk II	44 2 0	176/5	57/9
TUNERS			
Pulci FMT/2	24 13 4	98/8	25/3
Rogers Junior	24 10 3	98/1	25/1
Armstrong ST3 ..	28 7 0	113/5	29/-
AMPLIFIERS			
Quad and Pre-amp	42 0 0	£8 8/-	£2/2/11
Leak Stereo and Pre-amp	51 9 0	£10/5/10	£2/12/8
Rogers Junior and Pre-amp	£8 0 0	£5/12/-	£1/8/8

Write for our Hi-Fidelity Equipment List and illustrated lists of CABINETS.

WE SPECIALIZE in supplying any equipment currently available. DEMONSTRATIONS AT OUR WEYMOUTH TERRACE SHOWROOMS.



CH/E

41in. wide, 32½in. high, 17½in. deep.

Motor Board 39in. x 16in. with 4in. clearance above (6in. if to house record changer). 21in between underside of lid and shelf. Front panel 40in. x 16½in.

If fitted with ferrules and adjustable slides—15/- extra. Delivery 12/6.

Cash Price £21/15/- OR

Deposit £3/5/3 and 9 monthly payments of £2/4/8.

Write for our illustrated catalogue or visit our Hi-Fidelity Showrooms at:

84 86 90 Weymouth Terrace, off Hackney Road, LONDON, E.2. Telephone: SHO 5003

Showroom hours: Monday-Saturday 9.30 to 5.30. Late night Wednesday 7 p.m.

Directions: No. 6 bus from Liverpool Street Station to the Odeon Hackney Road, walk back two turnings.

A. L. STAMFORD LTD. (DEPT. D4.)

Wireless World Classified Advertisements

Rate 9/- for 2 lines or less and 4/6 for every additional one or part thereof, average lines 6 words. Box Numbers 2 words plus 1/-. (Address replies: Box 0000 c/o "Wireless World" Dorset House, Stamford St., London, S.E.1.) Trade discount details available on application. Press Day May 1961 issue, Tuesday, March 28th. No responsibility accepted for errors.

WARNING

Readers are warned that Government surplus components and valves which may be offered for sale through our displayed or classified columns carry no manufacturers' guarantee: Many of these items will have been designed for special purposes making them unsuitable for civilian use, or may have deteriorated as a result of the conditions under which they have been stored. We cannot undertake to deal with any complaints regarding any such items purchased.

NEW RECEIVERS AND AMPLIFIERS

DUAL push-pull 10W AM FM stereo quality chassis, inc. pre-amp tape and 2 High-flux speakers, leaflet.—Bell Sound Products, Marlborough Yard, Archway, London, N.19 [0186

THE world-famous "Globe King" kit; new and improved version; complete with all parts, chassis, coils and valve, together with "Easy-Build" charts and instructions; a highly efficient one-valve short wave radio with band spread tuning; hundreds of testimonials; 79/6, postage paid.
H.P. RADIO SERVICES, Ltd., 49-51, County Rd., Liverpool, 4. Estab. 1935. [0203

RECEIVERS AND AMPLIFIERS SURPLUS AND SECONDHAND

HRO Rx's, etc. AR88, CR100, BRT400, G209, S640, etc., etc., in stock.—R. T. & I. Service, Ashville Old Hall, Ashville Rd., London, E.11. Ley. 4986. [0053

TELECOM 9-valve 90-215mc/s receiver, built-in L.S., A.C. power supply; £50.
20-WATT all transistor mobile amplifiers; 30gns.
R.E.E. TELECOMMUNICATIONS, LTD., Telecomm Works, Crewkerne, Somerset. Tel. 662. [9441

DYNAMOS, MOTORS, ETC., WANTED

WANTED alternators, 9-10 KVA ex-W.D., G.E.C., B.T.H., B.E.C.—Box 3190. [9415

TRANSMITTING EQUIPMENT WANTED

URGENTLY wanted, Collins TC.S 12 equipment.—Box 3780. [9464

NEW TEST EQUIPMENT

HEATHKITS can now be seen in London and purchased on easy terms; free brochure.—Direct TV Replacements, Ltd., Dept. W.W. 27/4, 138, Lewisham Way, S.E.14. Tideway 6666. [9240

TEST EQUIPMENT—SURPLUS AND SECONDHAND

SIGNAL generators, oscilloscopes, output meters, wave voltmeters, frequency meters, multi-range meters, etc., etc., in stock.—R. T. & I. Service, Ashville Old Hall, Ashville Rd., London, E.11. Ley 4986. [0056

TEST EQUIPMENT WANTED

WANTED second-hand, but in good condition Sullivan Bridges T1115 and T1102 and suitable galvo's; high precision D.C. resistance standards; high speed recorders 1 mV input max. sensitivity, 120 inches/sec, e.g. Sanborn 151.—Box 3685. [9458

NEW COMPONENTS

LINE output transformers and scan coils for most makes, exact replacements, from 25/- used, and 45/- new; send s.a.e. for immediate quote; just a few examples from our extensive range in stock; add 2/6 for p. & p.; telephone orders sent same day c.o.d.
NEW L.O.P.T.s for Pye V4 V7, VT4 VT7, 52/6; scan coils for above, 62/6. Ferranti L.O.P.T. 14T3 4, 17T3 4, 45/-; Ferguson 992/6/8, L.O.P.T., 69/6; Murphy 240/250 L.O.P.T., 62/6; Bush TV24, 67/6; TV43 67/6 L.O.P.T.s.
T.C.S., Ltd., 28, Brockley Cross, S.E.4 Tid. 5394, and 112, Camberwell Rd., S.E.5. [0334

RED and white spot transistors, 3/-; silicon rectifiers 70 P.I.V., ¼ amp., 3/3; 400 P.I.V. ¼ amp., 9/6; set of 6 Ediswan transistors and 2 diodes for superhet circuits, 55/-; postage extra.—Morco Experimental Supplies, 8-10 Granville St., Sheffield, 2 [9432

COMPONENTS—SURPLUS AND SECONDHAND

SEND for catalogue No 14—500 illustrated items; 2/6 post free.—Arthur Sallis Radio Control, Ltd., 93 (c) North Rd., Brighton [0193

There's no short cut to HI-FI

More than 25 years' experience and much painstaking development and research are behind the Partridge Transformers you can use today. Save yourself time, trouble and money by building this "know-how" into your equipment.



Illustrated is a "C" Core Transformer recently developed for electronic equipment. Transformers of similar construction are available for High Fidelity reproduction.

Make sure you have the newest Partridge Catalogue information. Post the coupon today.

Partridge

Partridge Transformers Ltd.
Roebuck Road, Chessington Surrey
Details of newest Partridge Types please

NAME .....

ADDRESS.....

..... WW/4/61

NEW GRAMOPHONE AND SOUND EQUIPMENT

GLASGOW.—Recorders bought, sold exchanged; cameras, etc., exchanged for recorders or vice versa.—Victor Morris 543 Argyle St., Glasgow, C.2 [0201

TAPE decks and recorders by: Ferrograph, Vortexion, Brenell, Telefunken, Reflectograph, Bradmatic. Amplifiers and tuners by: Quad, Leak, Dulci, Chapman, Rogers.
MICROPHONES by: Reslo, Lustraphone, S.T.C, Grampian. All tapes and accessories.
CLOSED circuit television for schools and industry. Specialist audio service and sound recording.
HIRE purchase facilities available.
LAMBDA RECORD Co., Ltd., 95, Liverpool Rd., Liverpool 23 Tel. Great Crosby 4012. [9014

FOR all hi-fi equipment, tape decks, speakers, etc., write to us and receive one of our gift offers with every purchase; cabinets built to your own design.—The High-Fidelity Centre, 61, West St., Dorking, Surrey. [9460

HEROICA RECORDING STUDIOS (Est 1949).—For the better class tape recorders for industry, research, music and private use: Ferrograph, Brenell, etc; complete recording service; music for industry tape disc.—31, Peel St., Eccles, Manchester. Eccles 1624. Studio, Director Thurlow Smith A.R.M.C.M. [0122

GRAMOPHONE AND SOUND EQUIPMENT—SURPLUS AND SECONDHAND

FI-CORD recorder with accessories, as new; offers?—Box 3524 [0136

RECORDING tape; save up to 30%; send for list; also 50 second-hand recorders in stock.—E. C. Kingsley & Co., 132, Tottenham Court Rd., London, W.1. Eus 6500. [0035

SPECIAL offer of brand new equipment, Richard Allen Princess enclosure with Golden Eight speaker, Walnut, £14 10.
B.J. SONETTA, light oak; £14 10.
QUAD mono control unit, as new; £10.
BLACK leatherette 12in speaker carrying case; £2/10.
TANNOY dual-concentric monitor, 12in; £15
DULCI VHF self-powered tuner, previous model; £12 10.
ROGERS Junior amplifier and control unit; £22 10.
SUPER German Elac Miracord 200 transcription auto-changer, fitted with Elac MST2D two variable reluctance cartridge—nothing as good in this country; £27 10.
PHILIPS high-fidelity ribbon microphone floor stand, this is a super job, £30; Walgan, £4 5.
PHILIPS transcription table, non-strobo fitted with new diamond cartridge; £17 10
H.M.V. tape recorder, new; £42 10.
5 E.A.R. triple four amplifiers, used; £5 each.
EMISONIC Octagonal speaker cabinet mahogany; £12 10.
STD stereo int. amplifier 444, list 27gns; £20
STD FM tuner 399, list £28; £20.
TELEFUNKEN microphone M9D, new; £4 10
PAIR Browns earphones, almost new, type A, 2,000 ohms; £2 10.
DETAILS: High-Fidelity Centre, 61, West St., Dorking. [9468

IF it is American equipment you want I can guarantee to get it for you even if generally unobtainable in this country; cabinets built to your own design.—Write for full details and quotation; High-Fidelity Centre, 61, West St., Dorking. [9467

HIGH quality microphones for disposal, S.T and C 4033 Cardioid microphones, second-hand, in good working condition £20 each; R.C.A. LMI 6203 microphones (600, 250 and 50 ohms) reconditioned £15 each; secondhand, in working condition, £13 each.—C. W. O. Moss Empires, Sound Dept., Cranbourn Mansions, Cranbourn St., W.C.2 [0224

PRE-RECORDED TAPES

PRE-RECORDED tapes.—Unique 40-page catalogue listing all makes mono, stereo, 7½ and 3¾ i.p.s.; send 2/6, refundable on first tape record purchased.—Dept. TR5, Teletape Ltd., 33 Edgware Rd., W.2 Pad. 1942. [0020

TAPE RECORDING, ETC.

ASK your dealer for American Ferrodynamics "Brand Five" recording tapes: the best tape value! [0258

BRADMATIC tape desk 5CS, completely works overhauled; £25.—Kibble, 58, Taylor Rd., Birmingham, 14 [9457

FOR SALE AND WANTED ADVERTISEMENT FORM TURN TO PAGE No. 209

EXCLUSIVE OFFERS

★ Operating Theatre Lights, 6, 12, 100, 230 v. £12 10
★ Portable Ph. Meters £22 10
★ Tinsley AC/DC Rack Potentiometers .. £65 0
★ Wide Band 10-way Aerial Amplifiers .. £9 10
★ TS-34 Oscilloscopes £27 10
★ Type 56 Monitors (Indicator & P/S) .. £8 10
★ Avo Portable Geiger Counters £9 10
★ 4/250A Valves £8 10
★ 3/125A Valves £6 10
★ VT-31 Valves £4 0
★ T-1131 Transmitters £35 0
★ RT-173/ARC-33 Trans-Receivers £55 0
★ RT-67/GRC Trans-Receivers £37 10
★ RT-159 URC-4 Walkie Talkies (pair) .. £47 10
★ Sola 2kVA C.V. Transformers 230/115 v. £16 0
★ G.E. 15kVA C.C. Transformers 6.6 amps. £85 0
★ E.M.I. Type 1 Pulse Generators £47 10
★ Western Electric I-20 Test Equipments £30 0
★ Avtron T.31 Aircraft Systems Testsets.. £70 0
★ Bittorf Card-Type Valve Testers £16 10
★ Cutler Hammer T.P. Auto Starters, 7.5 h.p. £8 10
★ Power Slider Resistances 80 ohms 10 A .. £2 0
★ Power Slider Resistances, 60 ohms ½ A... 8/-
★ Power Slider Resistances, 1.2 ohms 14 A. 14/-
★ Sigma 10,000 ohm Relays S.P.D.T. 15/-
★ Leach 150 ohm Relays S.P.D.T. 6/-
★ Kurman 7,000 ohm Relays S.P.D.T..... 12/-
★ British Miniature Relays 1,700 + 1,700 ohms S.P.D.T. 8/-
★ Laboratory Mains Filters, 2 amps. 10/-
★ Twin channel Tape Recorders, 5in. tape, 24 hours £175 0
★ Dictaphone Twin Belt Automatic Recorders £60 0
★ DPG-20 D.F. Marconi Receivers, 75/1,500kc/s. £35 0
★ SCR-625 Mine Detectors £14 10
★ R.201 Triple Diversity Receivers, 1.5/22 Mc/s. £125 0
★ BC.603 F.M. Receivers £12 10
★ 6 volt Rot-Converters with smoothing, 250 v. 80 m/a. £1 15
★ 12 volt Rot-Converters with smoothing, 300 v. 200 m/a. £1 15
★ Teleprinter Motor Rectifiers, 200/250 v. A.C. to 110 v. 0.7 A. £2 18
★ Crypton Cabinet Rectifiers, 200/250 v. A.C. ro 50 v. 1 A. £2 10
★ Bendix Power Supply, 230 v. A.C. to 300 v. 420 m/a. £3 10
★ EHT Rectifier, 18,000 v ½ A. in cubicle £225 0
★ EHT Rectifier, 3,000 v. ½ A. in cubicle £25 0
★ ElcoT-1063C Electrometers £55 0
★ E.M.I. 3704 Waveform Monitors £185 0

40-page List of over 1,000 items in stock available —keep one by you.

★ Murphy Pulse Amplitude Analysers .. £275 0
★ Edwards Speedivac Hi-vac Pumps, 230 v. A.C. £18 10
★ 3ft. P.O. Angle section Racks £3 10
★ Dowty High Speed Registers £6 0
★ 85 ft. 2½in. dia. Steel Tubular Masts .. £50 0
★ 75 ft. 9in. dia. Plywood Masts £35 0
★ 20ft. Super height self supporting Masts, 7 lbs. £12 10
★ Ferranti 7kVA Auto Voltage Regulators £35 0
★ EHT Power Supply, 7,500 v. 3.5 amps. £250 0
★ EHT Power Supply, 1,600 v. 5 amps. £130 0
★ Airport Runway Portable Floodlights, 1 kW. £10 0

We have a large quantity of " bits and pieces " we cannot list—please send us your requirements as we can probably help—all enquiries answered.

P. HARRIS

ORGANFORD - DORSET

WESTBOURNE 65051

TAPE RECORDING, ETC.

RENDEZVOUS RECORDS offer comprehensive 78,45,33 tape to disc recording facilities.—Leaflet from 19. Blackfriars St., Manchester. 3. [9386

TAPE to disc Service; standard, EPs, LPs, comprehensive leaflet on application to.—Toucan Sound Productions, 122, Fernlea Rd., Balham, S.W.12. [9477

TAPE to disc recording, microgroove LP, from 27/6, 45 rpm EP 20/-, 78 rpm 11/-; 48-hour return service; finest quality; s.a.e. for comprehensive leaflet to—A. D. Marsh ("Deroy" Sound Service), 52, Hest Bank Lane, Hest Bank, Lancaster. Tel. HB. 2444 [9281

BRAND new recording tape, 7in reels 1,800ft Long Play 31/-, 5¼in 1,200ft L/P 22/6. 5in 900ft L/P 17/6; other grades. 7in×1,200ft 16/6. 5¼×850ft 13/3. 5in×600ft 12/-; Super quality, 7in 19/3. 5¼in 15/3. 5in 13/9; P. & P. 1/- per reel.
EMPTY plastic reels, 7in 2/10 5¼in 2/8. 4in 2/- each; P. & P. 9d.
GUARANTEED satisfaction.—A. Marshall & Son, Ltd., 18, Cricklewood B'way, London, N.W.2. Gladstone 0161/2. [9253

TAPE/DISC/TAPE transfer editing; duplicating; if quality and durability matter (especially with L.P.s from your precious tapes), consult Britain's oldest transfer service; new tape recorders supplied with a free service, up to 2 years' guarantee; latest American tape (Columbia, Ferrodynamics). 1,800ft 29/-, now available.—Sound News Productions, 10, Clifford St., London, W.1. Reg. 2745. [0192

VALVES

2000 valves for disposal, type VX and CV, offers wanted.—Box 3971. [9483

ANOTHER special valve offer from Waltons of Wolverhampton. Any 12 (or 12 of one type) of the following valves for only 20/-, carriage paid.
Z77, TDD4, PEN46, VR18, EF91, 6AG5, EF36, EP80, EP50, 6D6, EL32, 6AM6, 3A4, EF39, 6F1, VR22, 2C34, VU111, 6AL5, 3Q5, SP61, 10F1, PEN220A, KT33C, CV54, 1A3, 6SH7, 1L4, 6K7, EB34, 6C6, EB91, 6J6, 12SH7, AC2 PENDD, VU120A, 6B8, HD4, 6C4, 12SJ7.
ALL these valves are boxed and are new or ex-equipment, in which case they are electronically tested before despatch.—Waltons Wireless Stores, 15, Church St., Wolverhampton. [0105

VALVE cartons by return at keen prices; send 1/- for all samples and list.—J. & A., Boxmakers, 75a, Godwin St., Bradford, 1. [0172

RECLAIMED valves, all tested and perfect, modern and obsolete, huge stocks, all one price, 5 -, plus 6d postage each; delivery by return; also surplus new valves, guaranteed; s.a.e. for list.—Lewis, 46, Woodford Ave., Ilford, Essex. [9463

VALVES WANTED

NEW valves wanted, any quantity, best cash price by return.—Stan Willetts, 43, Spon Lane, West Bromwich, Staffs. Tel. Wes. 2392. [9180

ALL types of valves British or American, transmitting and receiving; keenest cash prices paid. What have you to offer?—Write or call Lowe Bros., 9a, Diana Place, Euston Rd., N.W.1. Tel. Euston 1636-7. [9124

WANTED, EXCHANGE, ETC.

A PROMPT cash offer for your surplus brand new valves, speakers, components, test instruments, etc.—R.H.S., 155, Swan Arcade, Bradford, 1. [0190

WANTED, all types of communications receivers and test equipment.—Details to R. T. & I. Service, Ashville Old Hall, Ashville Rd., London, E.11. Ley. 4986. [0163

URGENTLY wanted, manuals or instruction books, data, etc., on American or British Army, Navy or Air Force radio and electrical equipment.—Harris 93, Wardour St., W.1. Gerrard 2504. [9171

WANTED, good quality communication RYS tape recorders test equipment domestic radios, record players, amplifiers, valves, components, etc., estab. 18 years.—Call, send or 'phone Ger 4658, Miller's Radio, 38a Newport Court, Leicester Square, W.C.2. [9173

PROMPT cash for the purchase of surplus stocks of televisions, tape recorders, radios, amplifiers and domestic electrical appliances of every description, substantial funds available.—Spears, 14 Watling St., Prudehill, Manchester Blackfriars 9432 (5 lines). Bankers: Midland Bank Ltd. [0216

REPAIRS AND SERVICE

BOULTON'S OF BRADFORD.
LOUDSPEAKER, pressure unit, and microphone repairs. D.C.B., cone assemblies and field coils in cartons, service and satisfaction guaranteed.—D. C. Boulton, 134, Thornton Rd., Bradford, 1. Tel. 22838. [0171

MAINS transformers wound to any specification.
MOTOR rewinds and complete overhauls; first-class workmanship, fully guaranteed.
P.M. ELECTRIC Co., Ltd., Potters Bldgs., Warser Gate, Nottingham. Est. 1917 Tel. 54898. [0113

DUODE MOVE OUT 31st MARCH



On that date our present home, unlike Duode Units which never die, falls into the hands of the housebreakers and will vanish.

As we write we do not know where we shall be from April 1st onward. So for the moment please write to our permanent monomark address below. Don't send parcels there, only letters.

Of course, Duode National Sound Units, with their unique dual drive, built-in crossover and feed back, also the special Duode " new life " service, will continue.

So, if you want good sound, write this month to:

DUODE LTD.

BCM/DUODE, LONDON, W.C.1.

Encyclopedia on

CATHODE-RAY OSCILLOSCOPES

and Their Uses

Whatever your field—geophysics, aviation, automotive, medical research, television, audio, computers, automatic control, or any other branch of industrial and communication electronics—you will need this book.

Over 1,150 pages and profusely illustrated
Price £10.10.0 (Post Free).
Cash refunded if returned within 14 days.

THE RADIO AMATEUR'S HANDBOOK by A. R. R. L. 1961 edition 32/6. Postage 2/-.
SERVICES TEXTBOOK OF RADIO. Vol. 7.
RADIOLOCATION TECHNIQUES by J. H. Haigh. 15/-. Postage 1/-.
DICTIONARY OF ELECTRONICS by H. Carter. 35/-. Postage 9d.
HIGH FIDELITY SOUND ENGINEERING by N. H. Crowhurst. 50/-. Postage 1/-.
WORLD RADIO TV HANDBOOK 1961 edition 16/6. Postage 1/-.
THE STH AUDIO ANTHOLOGY. 28/-. Postage 1/-.
COMPLETE CATALOGUE. 1/-.

THE MODERN BOOK CO.

BRITAIN'S LARGEST STOCKISTS
of British and American Technical Books
19-21 PRAED STREET
LONDON, W.2
Phone: PADdington 4185
Open 6 days 9-6 p.m.

LEWIS have the CABINET for YOU

EXTENSIVE RANGE OF CABINETS FROM £4-7-6



THE CONTEMPORARY
Price £11.11.0

This beautifully designed Contemporary Cabinet can be supplied in Oak, Walnut or Mahogany veneer and has a waxed semi-matt finish. This cabinet can be fitted with any of the latest Hi-Fi units.



THE GROSVENOR
Price £19.19.0

This elegant cabinet is available in veneered figured walnut and polished to a high gloss in a medium shade. Gold embellishments are an attractive feature of the design. 9in. black legs are normally fitted. A three sliding door system reveals ample storage room and space for equipment.

TWO NEW LEWIS CATALOGUES:—

FREE! The Cabinet Catalogue
The Equipment Comparator Catalogue

(Designed to assist your choice of cabinet and equipment).
Please send me details of your two new catalogues

Name .....

Address .....

.....

BLOCK CAPITALS PLEASE WW41.

LEWIS radio

100 CHASE SIDE, SOUTHGATE, N.14
Telephone: Palmers Green 3733

REPAIRS AND SERVICE

WE undertake the manufacture of transformers singly or in quantities to any specification: all work guaranteed for 12 months.
LADBROKE Transformer Co., Ltd. 820a, Harrow Rd., London, N.W.10. Tel. Ladbroke 0914. [0222

TRANSFORMERS.—Suppliers to B.B.C., I.T.A., and leading radio manufacturers, single or long runs, prompt delivery, home and export, rewinds to all makes.
FORREST TRANSFORMERS, Ltd., Shirley, Solihull, Warwickshire. Telephone Shirley 2485. [0128

SPEAKER repairs, cones fitted, fields and clock coils wound, guaranteed satisfaction, prompt service.—L. S. Repair Services, Pluckley, Ashford, Kent. [0223

TRANSFORMERS to any specification, singles, small or large batches, quick and efficient service, competitive prices, estimates.—Messrs. Newman & Son, 1, Grove Crescent, South Woodford, E.18 [0330

MISCELLANEOUS

METALWORK, all types cabinets, chassis, racks, etc., to your own specification, capacity available for small milling and capstan work up to 1in bar.
PHILPOTT'S METAL WORKS, Ltd., Chapman St., Loughborough. [0208

CABLE Telephone Carrier 7/0.0136in, quad type P, Mk 3, Army, Vocab, No. Y.37.Y-00715; 4½ miles available; further particulars.—Edwards, High Wycombe 2501. [9461

NOTICES

THE ASSOCIATION OF PROFESSIONAL RECORDING STUDIOS, Ltd. To protect and encourage the interests of member studios engaged in electrical sound recording.—Write to the General Secretary, A.P.R.S., Flat 4, 34A, Arterberry Rd., London, S.W.20. [0173

BUSINESS OPPORTUNITIES

LARGE national company retailing goods both direct and mail order, require additional lines, speciality or otherwise, on a large quantity weekly basis; retail price 2/6 to £50.—Full details, with illustrations if available, and/or samples and lowest cash price to: Box 3985. [9487

CAPACITY AVAILABLE

RADIO components made to order.—Bel Sound Products, Marlborough Yard, N.19. [0185

COMPETITIVE quotations given for prototype and production runs with quality control.—Cave, Smith & Co., Ltd., Hereford. [9350

N.W. Electronic Sub-contractor, with spare capacity, seeks extra work; electronic and light electrical and mechanical assembly work undertaken to customer's specifications.—Box 3586. [9456

SITUATIONS VACANT

LOUIS NEWMARK, Ltd.

LEADING company in the design of auto pilots for helicopters are expanding their facilities at their development laboratories at Croydon and have the following vacancies to be filled immediately.
ENGINEERS and Assistant Engineers with degree or H.N.C. and experience in the field of light electrical engineering electronics, electro mechanical devices or semi conductors, to work on the development, installation and flight testing of automatic pilots. Salary commensurate with experience. Pension scheme.—Apply in writing, giving full particulars to: Personnel Officer, Louis Newmark, Ltd., Prefect Works, Purley Way, Croydon, Surrey. [0333

ROYAL Naval Scientific Service.

GOVERNMENT Communications Headquarters. REQUIRE Experimental Officers and Assistant Experimental Officers at Government Communications Headquarters, Cheltenham, Glos. Duties widely distributed in field of communications research and development, including radio equipment (over wide range of frequency), terminal equipment, aerials and radio range-finding and direction-finding systems. Propagation studies and experiments carried out. Work also includes data processing, programming and engineering, applications of electronic computing techniques and numerous problems in instrumentation. Candidates must normally be natural born British subjects and of British parentage. E.O.s min. age 26 and normally under 31. Asst. E.O.s at least 18 and normally under 28. Quals. shou'd include H.S.C. or G.C.E. (with at least 2 ("A") Level subjects) or equiv., or H.N.C., a University Degree or Diploma in Technology. Salaries: E.O.: £1,087 to £1,336; A.E.O.: £458 (at 18) to £801 (at 26 or over) to £983. Facilities for further education. Promotions prospects. Appointments unestablished, but opportunities exist for establishment. Forms from Ministry of Labour Technical and Scientific Register (K), 26, King St., London, S.W.1, quoting Ref. A.87/1A. [9476

TECHNICAL Authors and Specification Engineers required.
FOR electronic and electro-mechanical projects. Experience in writing manuals or specifications essential. Technical qualifications desired. These are permanent positions with generous pension and life insurance. Starting salaries up to £1,450. All applications treated in confidence. Write to Managing Director, ENGINEERING & Technical Publications, Ltd., 3, GREYFRIARS Road, Reading, Berks. [9480

Armstrong

HIGH QUALITY RADIOGRAM CHASSIS

JUBILEE Mk. 2 MODEL. 29 GNS.



This is the new and improved version of the well-known Jubilee chassis. An AM/FM chassis with nine valves and two diodes and including a high fidelity amplifier providing 8 watts push-pull output with a frequency response of 20-30,000 c.p.s. ± 2 dB. Full VHF band (87-108 m/cs) with automatic frequency control and medium and long wavebands. Inputs for tape recording and playback and for all types of pick-ups; a booster unit is available for low output pick-ups. Separate wide range bass and treble controls. Adjustable ferrite rod aerial on AM bands and magic eye tuning. Alternative matching for any loudspeakers.

AF208 MODEL. 22 GNS.



An AM/FM chassis providing 5 watts output and covering the full VHF and medium wavebands. Although this is the most economically priced chassis we have ever produced, the hand-built construction, superior finish and high quality components are the same as those used for our more expensive models. Inputs for all types of crystal pick-ups and for tape recording and playback. Separate wide range bass and treble controls and alternative matching for any loudspeakers.

Post this coupon or write for descriptive literature or call at our Holloway showroom for full demonstration. Open 9-5 including Saturdays.

NAME .....

ADDRESS .....

.....WMC

ARMSTRONG WIRELESS & TELEVISION CO. LTD.
Warlters Road, London, N.7
Telephone: NORth 3213

SOLDERING EQUIPMENT By LITESOLD

(REGD. TRADE MARK)



PRECISION INSTRUMENTS

Comprehensive range- Robust and Reliable- Light weight - Rapid heating - Bit sizes 3/32 in. to 3/8 in. - "PERMABIT" or Copper bits - All voltage ranges 6/7 v. to 230/250 v. - Prices from 19/6.

ALSO

- PLASTIC CABLE STRIPPERS.
- MINIATURE SOLDER POTS.
- HEAT GUARDS.
- LONG LIFE BITS.

ADAMIN

The new range of micro soldering instruments. Weights from ¼-oz. Bit dia. 1/32in. Have you had details?

Brochure SS on request from the sole proprietors and manufacturers with 28 years' experience in this field.

LIGHT SOLDERING DEVELOPMENTS LTD.
28 Sydenham Road, Croydon, Surrey
Phone: CROydon 8589 Grams: Litesold, Croydon

METERS



All makes of Single and Multi-range instruments repaired and recalibrated

★ *Prompt Service*
★ *All work guaranteed*
★ *Priority for urgent orders.*

A NEW RANGE OF METERS 2½" TO 5" SCALED TO REQUIREMENTS. DELIVERY 10-14 DAYS.

E.I.R. INSTRUMENTS LIMITED
329 Kilburn Lane, London W.9 *Tel. LAD 4168*

PART EXCHANGE

WE ARE ALWAYS WILLING TO TAKE YOUR UNWANTED EQUIPMENT FOR CASH OR IN EXCHANGE FOR OTHER GOODS. SEND FOR LISTS OF CABINETS, PLAYER CASES AND RECOMMENDED HI-FI EQUIPMENT.

H. C. HARRIDGE
8 Moor St., Cambridge Circus, W.1
Open Daily Except Thursday.

SITUATIONS VACANT

SOUTH-EAST ESSEX TECHNICAL COLLEGE. LONGBRIDGE Rd., Dagenham. REQUIRED in September:— A GRADE "B" assistant for marine radio officers course; candidates must hold first Class P.M.G. Certificates and M.o.T. Certificate in Radar Maintenance; ability to teach morse and commercial procedure es ential. SALARY £700×£27/10 to £1,150 p.a. (increments within scale for approved teaching, research or industrial experience and national service, and additions above scale salary for approved training and qualifications), plus London allowance (£38 or £51 p.a.). APPLICATION forms and further particulars from the Clerk to the Governors at the College. [9471

CENTRAL London firm requires competent organiser of postal and equipment sales. Age immaterial, refs. wanted. Part-time application considered.—Box 2462. [0133

OSMOR RADIO PRODUCTS, Ltd., require representative with entry to users of coils and sub-miniature transformers; car essential; salary, commission and full backing.—Box 3973. [9486

TELEVISION sales and service engineer, good position and prospects for keen men; old-established N.W. London Murphy dealer; driving experience essential; state age and details of experience.—Box 3975. [9485

ELECTRICAL test personnel are required by a well-known audio equipment designers and engineers; good all-round knowledge and previous experience essential.—Apply Tannoy Products, Ltd., Norwood Rd., S.E.27. [9474

TELEVISION engineer required by set manufacturer in Dublin to control tuner unit production and test, excellent opportunity, staff appointment.—Apply Works Manager, Pye (Ireland), Ltd., Dundrum, Dublin, Eire. [9489

PERSONAL Assistant required by owner of London retail radio and electrical business of good standing; congenial position and good prospects for capable, conscientious person; state age and details of career.—Box 3974. [9484

STUDENT technician, 17-20, wanted in Medical Research Laboratory, to train as electronic instrument mechanic (£260-£485).—Write to the Director, Neuropsychiatric Research Unit, Woodmansterne Rd., Carshalton, Surrey. [9459

ELECTRONICS engineers: Men or women with at least O.N.C. or equivalent experience to do final tests and inspection on a wide range of high accuracy instruments. These are permanent staff positions with pension fund and club room facilities.—Electronic Instruments, Ltd., Richmond 6434. [0124

SENIOR Technician required for Electrical Engineering Dept. for construction and servicing of electronic equipment, also general laboratory work; commencing salary according to ability and experience.—Application forms from Secretary, University College, London, Gower St., W.C.1, quoting EE/1. [9462

MINISTRY of Aviation require Electrical Engineers as Assistant Signals Officers Posts mainly in London but some in provinces DUTIES include planning, evaluation, installation and supervision of operation and maintenance of civil aviation telecommunications and navigational aids at Airports and telecommunication centres QUALS. 1st or 2nd class Hons. degree in Physics or Engineering, A.M.I.E.E or A.F.R.Ae.S Candidates with Parts I, II and III of A.M.I.E.E. or Parts I and II of A.F.R.Ae.S. or equiv., or of high professional attainment without these quals considered SALARY SCALE. £690 (at age 23) to £1,300. Slightly lower for posts outside London Promotion prospects. Further details and forms from Ministry of Labour, Technical and Scientific Register (K), 26, King St., London, S.W.1, quoting D 161/OA. [0264

JUNIOR Designer required by electrical component manufacturers in N.W. London; good knowledge of radio frequency circuits and experience in electronics, radio and/or television industry would be an advantage; write giving full details of experience, age and salary required to—Box JD4897 AK Advg. 212A, Shaftesbury Ave, London, W.C.2. [0036

TECHNICIAN for electronic measuring and ancillary equipment for bubble chamber data analysis group. Salary scale £690—£815 p.a. Additional payments for qualifications Experienced in punched tape data recording desirable.—Apply in writing, giving full details, to the Administrative Assistant, Physics Department, The University, Birmingham, 15. [9479

INTERNATIONAL AERADIO Ltd., has periodic vacancies overseas for Radio Technicians, City and Guilds Intermediate Telecoms, an advantage but not essential if applicant has considerable experience installation/maintenance H.F./V.H.F. low/medium power comms. Equipment; applications ex-service personnel of fully skilled categories welcomed; posts are permanent and pensionable; normally accommodation is provided with tax free emoluments equated to local conditions; additional marriage and child allowances; free air passages and insurance; kit allowance; generous U.K. leave; apply in writing.—Personnel Manager, 40, Park St., W.1. [0262

CLEAN AND SILENT D.C. to A.C.

UP TO 100 WATTS

WITH THE FELGATE ELECTRONIC INVERTER MK II



FROM 210/250 VOLTS D.C.

NO MOVING PARTS
FREQUENCY CONTROL

Manufactured by

McCARTHY
RADIO AND ELECTRONICS LIMITED
STUDLAND HALL, STUDLAND STREET, LONDON, W.6.

PROVED

The finest method for cleaning records

Already over 200,000 enthusiastic users

THE "Dust Bug"
AUTOMATIC GRAMOPHONE RECORD CLEANER
PATENT No. 817,398

Price reduced to 17/6 (plus 5/10 purchase tax)

from your local dealer or

CECIL E. WATTS LTD.
Consultant and Engineer (Sound Recording and Reproduction)
Darby House, SUNBURY-on-THAMES, MIDDX.

TELEPRINTERS PERFORATORS REPERFORATORS TAPE READERS

Pen Recorders, Terminals and V.F. Telegraph multi-channel units; Testing Equipment, Test Frames, Telephone Carriers and Repeaters; Signalling Rectifiers and Relays, Transformers, Transmit and Receive Filters; Repeating and Retardation Coils; Racks Relay Bases, Uniselectors, Remote Control Transmitters. British, American and German Equipment.

BATEY & CO., GAIETY WORKS,
Akeman Street, Tring, Herts.
Tel.: TRING 2183 and 2310

Audix

SOUND SYSTEMS

NEW ADDITIONS

Model A30

A high-quality AC Power Amplifier. Output power 30/40 watts, less than 2% distortion. Mixing for two Microphones and Gramophone, Radio, Tape Record inputs, in addition to master gain control. Treble and bass tone controls. Output level indicator.

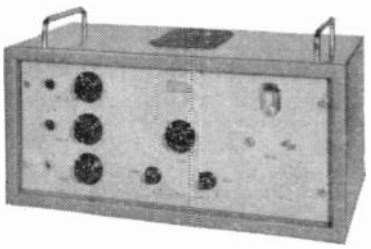

Model L205

Line Source Column Loudspeaker, styled in polished oak, giving excellent reproduction for both speech and music. Handling capacity 10 watts. Dimensions 36in. x 10in. x 6½in. deep.



Details of full range of Sound Equipment on request.

AUDIX LTD.
STANSTED
ESSEX

***Phone:* STANSTED 3132**

SITUATIONS VACANT

ELECTRONIC technician required, either with experience on teleprinters or radar; applicants should be capable of correcting faults on this equipment; this is "on site" work for which a subsistence is paid on top of the normal rate.—Personnel Officer, Field Aircraft Services, Ltd., Wymeswold Aerodrome, Burton-on-the-Wold, Nr. Loughborough, Leics. [9475

ELECTRONICS technician, experienced, for construction and servicing of specialized apparatus. O.N.C or equivalent desirable. Salary scale £690—£815 p.a. plus qualification allowances. Starting point according to age and experience. Apply in writing, giving full details, to the Administrative Assistant, Physics Department, The University, Birmingham, 15. [9478

A.T.C. have a vacancy for an "A" licensed aircraft radio engineer to be based at the company's workshops adjacent to L.A.P.; 42-hour basic week, pension scheme, overtime, bonus system in operation.—Apply in writing stating experience and salary required to The Managing Director, Air Transport (Charter), (C.I.), Ltd., Willow Rd., Poyle Trading Estate, Colnbrook, Slough, Bucks. [9444

TEST engineers.—Applications are invited from test engineers with previous industrial experience of testing radio communications receivers and transmitters; successful applicants will be offered positions on the company's permanent staff; starting salaries commensurate with qualifications and experience.—Apply in writing, giving full details to Personnel Officer, Redifon, Ltd., Broomhill Rd., S.W.18. [0252

TECHNICAL officer required for cyclotron engineering section, to gain experience in techniques, to study operation and to take part in development; qualifications: H.N.C. or degree in electrical or electronic engineering or physics; experience in R.F. power an advantage; age under 40; salary £960—£1,310 including London Weighting.—Apply giving full details to: Senior Cyclotron Engineer, Radiotherapeutic Research Unit, Hammersmith Hospital, Ducane Road, London, W.12. [9488

OVERSEAS. Electronic technicians are required by an oil exploration company with headquarters in the U.K. Men should be single on joining. Work will include the maintaining and operating of field equipment often under conditions of desert, jungle and swamp. The equivalent of an H.N.C., with practical experience in electronics, is essential. Tours overseas are of up to two years, followed by home leave.—Write with full particulars, covering any time spent in the Forces, to Box 2228. [0331

A GRADUATE electrical or electronics engineer, age preferably 25 to 30, is required to collaborate in the development and experimental use of an electron linear accelerator, 3cm microwave spectroscope, and other experimental equipment which is being used to study the chemical and biological effects of microsecond pulses of radiation. Salary in accordance with qualifications and experience.—Apply in writing to the Director, Research Unit in Radiobiology, Mount Vernon Hospital, Northwood, Middlesex. [9481

ELECTRONIC Engineer, interesting, varied work on scientific instruments, small, rapidly expanding company provides friendly and informal conditions with good opportunities for advancement; essential qualifications: a thorough understanding of electronic valve circuitry at d.c. and low frequencies, both theoretical aspects and practical application; experience of transistors, printed circuits and/or magnetic amplifiers an advantage; state fully career details and salary required to—Technical Director, Shandon Scientific Co., Ltd., 6 Cromwell Place, S.W.7. [9419

ERIE RESISTOR, Ltd., invite applications for the post of technical sales representative for Scotland and the northern counties of England; applicants should preferably have had recent similar experience, and must be the holders of the Higher National Certificate in Electrical Engineering, or of some similar qualification, and, above all, must be conversant with modern radio and television technology from the manufacturing angle; applicants must also own a reasonably modern car; consideration will also be given to the training of recent graduates, provided they have the basic knowledge of electronics.
THERE is also an inside vacancy for a capable man with similar qualifications and with previous sales office experience.
BOTH appointments are progressive, and subject to the company's staff superannuation and life assurance scheme.
WRITTEN applications only, stating age, experience, and salary required, to Sales Manager, 1, Heddon St., London, W.1. [9470

ELECTRONIC engineers.—Ekco Electronics, Ltd., have vacancies for electronic engineers based at Rochford, Essex, for installation and service laboratory duties; work is in connection with industrial nucleonic systems, nucleonic counting equipment and general nucleonic instrumentation; permanent, progressive posts in expanding organisation; requirements good theoretical electronic background, preferably coupled with electronic fault-finding experience; salary commensurate with ability.—Please write, stating age, qualifications and experience, to Personnel Manager, E. K. Cole, Ltd., Southend-on-Sea. [9469

"PUSH-PULL SIX"

(6 Ediswan Transistors and 2 Diodes)
6½ x 4½ x 1½in. approx.



Medium, Long Wave and Trawler Band to 80 metres. XC101's (350Mw) in push-pull for good quality output. 2 R.F. stages for super sensitive all band coverage. 3in. (full size) top grade speaker. Ferrite rod aerial. Pale blue polystyrene case with speaker grilles in red. Uses 4½ volt flash-lamp battery for long life. May be built for £6/19/6.

"Worked first go—speaks well for the clarity of your diagrams. Trawler Band particularly good! 'Home,' 'Luxembourg,' and many other stations and all at good volume."—H.B., Penzance, Cornwall. "Super car radio!"—G.S., Liverpool.

"PUSH-PULL FIVE"

(5 Ediswan Transistors)



Medium, Long Waves and Trawler Band. Redesigned and better than ever! Pale blue polystyrene case with speaker grille in red. Ferrite road aerial. Finger-tip control of stations. Vol./sen. control. XC101's (350 Mw) in push-pull for fine quality output. 3in.(full size) top grade m/c speaker for improved tone. Uses 4½ volt flash-lamp battery. May be built for £5/19/6. "I am more than satisfied."—G.S., Wilmslow. "I am so delighted with the P.P.5's performance that I would not hesitate to recommend it to anyone."—N.L.B., Dunstable, Beds.

"TRANSONA-FOUR"

4 Transistors and 2 Diodes

Medium/Long Waves. Noise-free tuning condenser. Ferrite road aerial. Two R.F. stages for super sensitivity. A test receiver tuned in nearly 30 stations one evening. Miniature speaker. May be built for £3/5/-.

"PUSH-PULL FOUR"

4 Ediswan Transistors and 1 Diode



Two S.W. coils free upon request. Covers Medium and Long Waves. Bias sensitivity volume control. 3in. moving coil speaker. XC101's (350 Mw) push-pull output for fine tone. Pale blue polystyrene case with speaker grilles in red. Uses 4½ volt flash-lamp battery May be built for £4/19/6.

"EASY THREE" (L. & M. to 80 m.)



3 Transistors and 1 diode Sensitive and selective most areas. Ferrite rod aerial. Miniature speaker. May be built for 49/6. With "Sonotone" miniature earpiece 55/-.

Parts list, circuits, etc., 1/3 each.

ALL PARTS SOLD SEPARATELY.
AFTER SALES SERVICE

RADIO EXCHANGE COMPANY

27 HARPUR STREET,
BEDFORD (opposite Co-op.)

Phone: 2367. Closed 1 p.m. Saturdays.

LONDON CENTRAL RADIO STORES

MOVING COIL HEADPHONES with wash leather earpads, 19/-
R.99 RECEIVERS. 60-600 kc/s medium and long wave bands. For callers only. **£5**
TIME SWITCHES, VENNER. 8-day clockwork, 250 v. A.1. Thoroughly reconditioned and guaranteed, 32/6 including post and packing.
10-WAY PRESS BUTTON INTER-COM TELEPHONES, in Bakelite Case with junction box. Thoroughly overhauled. Guaranteed. **66/15/-**
DESK PHONES. Complete with Hand Set and Dial 0-9 in Bakelite Case. **23/12/6.**
PROJECTION LAMPS. Pre-focus 100 v. 300 w. in new condition. 8/6.
P.25 V.H.F. RECEIVERS in metal case. Weight 37 lb. Size approx. 21½ × 9 × 6½in., 57/6.
C.R. VISION UNITS complete with VCR97. Size approx. 21½ × 9 × 6½in. In metal case. 37/6.
HIGH-SPEED ELECTRO-MAGNETIC COUNTERS. Ex-Govt. 0-9,999, 25/60 v. D.C. Size 4 × 1 × 1in. Single coil 2,300Ω or single coil 500Ω. 18/6.
VENNER TIME SWITCHES. For switching on/off lighting and power. Reconditioned as new. In ironclad cases, 10 amp., 75/-; 15 amp., 85/-; 20 amp., 85/5/-.
TELEPHONE DIALS. 0-9. Suitable for inter-office and factory installation, 17/6.
3-OHM P.M. SPEAKERS. In good working order, 10in. 27/6; 8in. 9/6; 6in. 9/6; 5in. 11/6.
3½in. **P.M. SPEAKERS.** 3Ω, 17/6.
SYNCHRONOUS VIBRATORS. 2 v. 7 pin, 3/6.
ELECTRICITY SLOT METERS. (1/- in slot.) for A.C. mains. Fixed tariff to your requirements. Suitable for hotels, etc. 200/250 v. 10 A., 84/-; 15 A., 96/-; 20 A., 104/-; Other amperages available. Reconditioned as new.
QUARTERLY ELECTRIC CHECK METERS. Reconditioned as new. 200/250 v. 10 A., 42/6; 15 A., 52/6; 20 A., 57/6. Other amperages available.
HIGH RESISTANCE EARPIECES. Double with 3ft. length of cord. 10/6 pair.
BALANCED ARMATURE HEADPHONES, 7/6.
ASSORTED RESISTANCES. 5/6 per 100.
THROAT MICROPHONES. 3/- each.
SOUND-POWERED HAND SETS. 17/6.
CENTRE ZERO METERS. 1-0-1 m/A, 25/-.
PROJECTION LAMPS. 110v. 500w. 3-pin bayonet, 10/6.
P.M. SPEAKERS. 3½in. 3-ohms, 16/6.

All prices include carriage

23 LISLE ST. (GER. 2969) LONDON, W.C.2
Closed Thursday 1 p.m. Open all day Saturday

TANNOY

The leading name in sound affairs

WEST NORWOOD SE27
Tel: Gipsy Hill 1131 (7 lines)

QCC

YOU are invited to apply for a copy of our illustrated brochure and price list which gives full details of our wide range of

QUARTZ CRYSTAL UNITS

which are renowned for their

Accuracy & Reliability

THE QUARTZ CRYSTAL CO. LTD.

Q.C.C. Works. Wellington Crescent, New Malden, Surrey | Telephones: MALden 0334 & 2988

SITUATIONS VACANT

SENIOR engineer for design and development of decimetric and metric receiving and transmitting aerials, age 25/40, qualified at least to H.N.C. and wide experience desirable.—Applications in writing, giving full details, should be addressed to The Secretary, Belling & Lee, Ltd., 540, Great Cambridge Rd., Enfield, Middlesex. [9465

BP has a vacancy for a computer engineer at their research centre, Sunbury-on-Thames, to work on the maintenance of an English Electric Deuce computer; applicants should have H.N.C. or equivalent technical qualification and at least one year's experience of maintaining electronic computers; an initial training period on the Deuce would be given at the company's head office in the City of London; salary according to age, qualifications and experience; non-contributory pension fund; housing scheme; removal expenses and settling-in allowance payable in certain cases; luncheon club.—Write, giving full details, quoting reference CS/2, to Box 6540 c/o Hanway House, Clark's Place, E.C.2. [9472

JUNIOR electrical or electronic engineers required for interesting work on radio frequency screening and interference suppression for the B.M.E.W.S. project; candidates aged 22/35 years must be prepared to work on site at Fylingdales Moor, Yorkshire, and Enfield; these posts may provide openings for recently released technical service personnel; qualifications desirable but not essential whilst experience in the use of test gear, adaptability and intelligence are absolutely necessary; appointments will be initially under an 18 months' contract, with the possibility of permanent employment on completion.—Applications in writing, giving full details, should be addressed to The Secretary, Belling & Lee, Ltd., 540, Great Cambridge Rd., Enfield, Middlesex. [9466

SITUATIONS WANTED

ENGINEER, electronic, solo field service.

AGE 52, 22 years same company, cinema sound, radio, tape and audio design experience, occasional tech. author; ex R.N.V.R. Lt.-Cdr.; 5 yrs. radar; occasional sales executive level; present sal. £850 and car and superan., wants new post, supervisory capacity; has loyalty, integrity, keenness, decision, good appearance. —Box 3960. [9482

EXPERIENCED radio and TV engineer, recently with manufacturer, seeks post on South or South-East Coast.—Box 3881. [9473

TECHNICAL TRAINING

LEARN Radio and Electronics the New Practical Way! Very latest system of experimenting with and building radio apparatus—"as you learn"—Free brochure from Dept. W.W.10. Radiostructor, 40, Russell St., Reading, Berks. [0241

CITY & GUILDS (electrical, etc.) on "No Pass—No Fee" terms, over 95% successes. —For details of modern courses in all branches of electrical engineering, applied electronics, automation, etc., send for our 148-page Handbook—free and post free.—B.I.E.T. (Dept. 388A), 29, Wright's Lane, London, W.8. [0017

TUITION

FULL-TIME courses for P.M.G. Certificates, C.G.L.I., Telecommunications and Radar Maintenance Certificates.—Information from College of Technology, Hull. [0111

FIND TV set troubles in minutes from that great book, The Principles of TV Receiver Servicing, 10/6, all book houses and radio wholesalers.—If not in stock from Secretary, I.P.R.E., 20, Fairfield Rd., London, N.8. [0089

FREE from the I.P.R.E.: Syllabus of famous radio and TV courses; membership conditions booklet, 1/-; sample copy The Prac. Radio Engineer, 2/- post free.—Secretary, 20, Fairfield Rd., London, N.8. [0088

WIRELESS.—See the World as a radio officer in the Merchant Navy; short training period, low fees scholarships, etc., available boarding and day students; stamp for prospectus.—Wireless College, Colwyn Bay. [0018

RADIO and TV servicing, all aspects from basic principles, guaranteed coaching for City & Guilds, R.T.E.B. Cert., Brit.I.R.E., etc. Study at home under highly qualified tutors. No books to buy.—Write for free prospectus stating subject, to I.C.S., Intertext House, Parkgate Rd. (Dept. 442A), London, S.W.11 [0033

TV and Radio.—A.M.Brit.I.R.E., City and Guilds, R.T.E.B. Cert., etc., on "No Pass—No Fee" terms, over 95% successes.—For details of exams. and home training courses (including practical apparatus) in all branches of radio, TV and electronics, write for 148-page Handbook—free—B.I.E.T. (Dept. 397A), 29, Wright's Lane, London, W.8. [0016

"HOW and Why" of Radio and Electronics made easy by a new, no-maths, Practical Way, Postal Instructions based on hosts of experiments and equipment buildings carried out at home. New Courses bring enjoyment as well as knowledge of this fascinating subject.—Free brochure from Dept. W.W.12 Radiostructor, 40, Russell Street, Reading, Berks [0240

A.M.I.Mech.E., A.M.Brit.I.R.E., City & Guilds, G.C.E., etc., bring high pay and security: "No Pass—No Fee" terms; over 95% successes.—For details of exams. and courses in all branches of engineering, building, electronics, etc., write for 148-page Handbook—free.—B.I.E.T. (Dept. 387B), 29, Wright's Lane, London, W.8. [0118

MORE POPULAR THAN EVER!!

THE RANGE OF

COMBINED VALVE, COMPONENT & TOOL BOXES

BY

GEO-PAT SUPPLIERS LTD.



PROVED ADVANTAGES FOUND BY OWNERS OF OUR PRODUCTS IS SPREADING THE DEMAND DAILY.

DON'T DELAY—WRITE TODAY

For details of our 5 Models

From **£2.5.0** to **£5.5.0** or
With Tools **£4.17.0** to **£12.12.0**

UNBEATABLE VALUES

Benches, Racks, and other aids also available.

GEO-PAT SUPPLIERS LTD.
LAMBRIDGE STREET, LARKHALL BATH

Instrumentation at its best . . .



SIFAM ELECTRICAL INSTRUMENT CO. LTD.
WOODLAND ROAD, TORQUAY Tel. 63822/3/4

RESISTANCE WIRES

EUREKA-CONSTANTAN

Most Gauges Available

NICKEL-CHROME **MANGANIN**

COPPER WIRE

ENAMELLED, TINNED, LITZ, COTTON AND SILK COVERED

SMALL ORDERS PROMPTLY DESPATCHED

B.A. SCREWS, NUTS, WASHERS, soldering tags, eyelets and rivets, EBONITE and BAKELITE PANELS.

TUFNOL ROD, PAXOLIN TYPE COIL FORMERS AND TUBES, ALL DIAMETERS

SEND STAMP FOR LIST. TRADE SUPPLIED

POST RADIO SUPPLIES
33 Bourne Gardens, London, E.4
Phone: Clissold 4688

LUSTRAPHONE
THE MASTER MICROPHONE

VR/64

'RIBBONETTE'



A VERSATILE RIBBON MICROPHONE FOR QUALITY RECORDING

With a response substantially flat to 14,000 c/s and a high level of sensitivity this well-styled LUSTRAPHONE model is established as one of the finest microphones ever made for tape recording requirements. It is available in high, line or low impedance and is supplied mounted on base and swivel complete with cable.

Price £7/17/6.

You are invited to send for literature describing other LUSTRAPHONE Ribbon and dynamic microphones.

LUSTRAPHONE
LIMITED

St. George's Works, Regents Park Road, LONDON, N.W.1. *Phone: PRImrose 8844.*

BOOKS, INSTRUCTIONS, ETC.

AMERICAN technical journals; electronics, related subjects, back issues, sets.—Canner's Inc., Boston 20, Mass., U.S.A. [9439

WEBB'S log-book for recording signals heard and worked, 112 pages 9¼in×8in, approved format, semi-stiff covers, excellent value, 6/- post free, or callers, 5/3.—Webb's Radio, 14, Soho St. London, W.1. [0021

A.D

LOUDSPEAKER ENCLOSURES AND AMPLIFIER CONSOLE CABINETS

A. DAVIES & CO. (Cabinet Makers)
3 PARKHILL PLACE (off Parkhill Road)
LONDON, N.W.3 GULLIVER 5775
Few minutes walk Belsize Park Underground

The VZ ELECTRICAL

METERS, we can supply and repair within 7-14 days; to B.S.89: Moving coil, moving iron, electrostatic, thermocouple, also multirange meters, meggers, pyrometers, etc.

AUDIO EQUIPMENT, we supply and repair: Tape recorders, amplifiers, tuners, etc

Write or phone:

311 EDGWARE ROAD, LONDON, W.2
Phone: PADdington 4515

HARRINGAY SUPPLIES
345 HORNSEY ROAD, N.19

ARC 4101



TELEPHONES "F" TYPE
Complete in fitted case, portable, range up to 5 miles, suitable for factories, building sites, offices, etc., 2 complete sets—£8/10/-. Carr. 5/-.

RE-ENTRANT LOUD HAILERS
Dia. 15in. Heavy Duty All Metal, new and unused. £6/10/-. Carr. 10/-.



SMALL MODEL MAKERS MOTORS 24v. AC/DC.
Reduction geared, new. Size 1¾in. × 1in. × 2¼in. long. 12/6 each.



p/p 1/6. Other types of small 12 or 24 v. motors in stock.



TRANSFORMERS
210-250 v in 275-0-275 v. 50 mA 6.3 CT. 3 A. out. 17/6. 210/250 in, 300-0-300 v. 125mA 6.3 CT2A 6.3 CT. 3.5 A. 5 v. 2 A. out 22/6. 220/240 v. in, 4 v. 6.34 A. Postage 3/- in the £1 on all.

Pots 10K, 10k Wire, 2.5K 2 m. 25K Lin and Log. .05/.25M 3/- each, post 6d. Tygan Fret 2/- sq. ft.
TRANSFORMERS—Step Down
200/250 v. in, 30 v. 100 watt out 17/6, post 2/-. 200/250 v. in. 110 v. 100 watt out 17/6, post 2/-. 200/250 v. in 110 v 3.04 amps. out 24/10/-, post 5/-.
AC/TO DC RECTIFIER UNITS, 200/250 v. in. 100/120 v. DC out at 2.5 amp., £8/0/0.
'DISTRIBUTION BOARDS' 12" × 6" fitted with 200/300 v. AC volt meter, two 15 amp. fuses, two 3-pin output sockets, 1 mains input socket 18/6, post 3/6.

As old as the "Wireless World"!

Smith's of EDGWARE ROAD

COMPONENT DISTRIBUTORS

Guaranteed components—made specially for us:—

1% to.. SILVER MICA CAPACITORS
84 standard values always in stock.

5-1000pF	9d.	1200-2000pF		1/-
2200-3000pF	1/3	3300-5000pF		1/6

1¼in. dia. POTENTIOMETERS 1in. shaft 10K, 25K, 50K, 100K (linear), 250K, 500K, 1M, 2M (log.) 3/-. With switch 4/6.

MINIATURE MAINS TRANSFORMER
Pri. 0-200-220-240 v, Sec. 250 v. 40 mA., 6.3 v. 1.5 amp. Stack size 2¼ × 1¾ × 1¼in., 14/6.

CELLULOSE WADDING for resonance damping, 40 ply 36in. wide, 5 yd. roll 18/-, post 3/-.
Sole distributors for this area.

IMPORTED COMPONENTS
Miniature High Stability Resistors 5% tol. "Preferred value" range (144 values, 12Ω to 10MΩ) ¼ watt, ⅛" x ⅜" or ½ watt, ¼" x ⅝" .... 6d. each.

WIMA "TROPYDUR" PAPER CAPACITORS
Flat oval shape. Small size. Glazed surface.

mfd.	tol.	250V	500V	mfd.	tol.	250V	500V
.01	20%	6d.	7d.	.15	10%	1/1	1/2
.015	20%	6d.	7d.	.22	10%	1/3	1/4
.022	20%	8d.	9d.	.25	10%	1/3	1/4
.033	20%	8d.	9d.	.33	10%	1/4	1/6
.047	20%	9d.	10d.	.47	10%	1/6	1/9
.068	20%	10d.	11d.	.68	10%	1/7	2/3
.1	10%	1/-	1/1	1.0	10%	2/1	2/6

"SURPLUS" HIGH STABILITY RESISTORS
Best makes. Largest selection available. 145 standard values plus many others.

5% ¼W. 7½d.	½W. 9d.	1W. 10½d.
2% ¼W. 10d.	½W. 1/-	1W. 1/3
1% ¼W. 1/3	½W. 1/6	1W. 1/9

Ordinary Carbon Resistors ½W. 3d., ½W. 4d. Also Carbon and Wire wound up to 200W. Full list No. 5.

AND, OF COURSE, OUR OWN PRODUCTS

BLANK CHASSIS

Precision made in our own works from commercial quality half-hard Aluminium. Two, three or four sided.
SAME DAY SERVICE
Of over 20 different forms made up to YOUR SIZE. Order EXACT SIZE you require to nearest 1/16in. (Maximum length 35in., depth 4in.).
Specials dealt with promptly.
SEND FOR ILLUSTRATED LEAFLET
or order straight away, working out total area of material required and referring to table below, which is for four-sided chassis in 16 s.w.g.:

48 sq. in. 4/-	176 sq. in. 8/-	304 sq. in. 12/-	
80 sq. in. 5/-	208 sq. in. 9/-	336 sq. in. 13/-	
112 sq. in. 6/-	240 sq. in. 10/-	368 sq. in. 14/-	
144 sq. in. 7/-	272 sq. in. 11/-	and pro rata	
post 1/3	post 1/6	post 1/9	

Quantity and trade discounts. Finishes arranged for quantities of 25 or over.
FLANGES (¼in., ½in., or ¾in.), 6d. per bend.
STRENGTHENED CORNERS 6d. each corner.
PANELS
Any size up to 3ft. at 4/6 sq. ft.
Postage (sq. in.):—72 9d.; 108 1/3; 144 1/6; 432 1/9; 576 2/-.

THE WELL-KNOWN
COOPER-SMITH HI-FI AMPLIFIERS

Each the best in its class—yet you can build it yourself!

	KIT	BUILT
STEREO Control Unit	£12 12 0	£15 0 0
STEREO Main Amplifier ..	£13 13 0	£16 0 0
Mk. II Control Unit	£7 17 6	£10 17 6
B.P.I. Main Amp. 10/12 W.	£12 5 0	£14 5 0
"MAGNUM" 20 W. Power Amp.	£21 2 6	£23 12 6
'PRODIGY' 6/9W. Integrated	£12 10 0	£15 15 0
'BANTAM' 3/4W. Integrated	£7 10 0	£8 5 0

Building instructions 2/6 each. (Bantam 1/6 Magnum 5/-)

Please add postage for all orders under £2

H. L. SMITH & CO. LTD
287/289 EDGWARE ROAD, LONDON, W.2
Telephone Paddington 5891/7595

A.R.R.L. RADIO AMATEURS HANDBOOK 1961 32/6

Postage 1/9

World Radio Handbook, 1961, by Johansen. Postage 1/-	16/6
Mullard Reference Manual of Transistor Circuits. Postage 1/-	12/6
Radio Valve Data, new edition, by Wireless World. Postage 9d	6/-
R.S.G.B. Radio Amateur Call Book, 1961. Postage 6d	4/-
Radio Tuners, F.M.A.M. and Stereo, by Hartley. Postage 6d	5/-
How to get the best out of your Tape Recorder, by Guy. Postage 8d	8/6
Servicing Transistor Radios, by D'Airo. Postage 1/-	23/-
Single Sideband for the Radio Amateur, by A.R.R.L. Postage 1/-	14/6
Elements of Radio Engineering, by Peel, 2nd edition. Postage 1/-	13/6
Worked Radio Calculations, by Witts. Postage 1/-	12/6
Mullard Valve Maintenance Manual. Postage 1/-	10/6

UNIVERSAL BOOK CO.
12 LITTLE NEWPORT STREET
LONDON, W.C.2. (adjoining Lisle Street)

REBUILT TV TUBES

FULLY GUARANTEED 12 MONTHS
Complete New Gun fitted in every Tube

12"	£4.0.0	17"	£5.0.0
14" 15"	£4.10.0	21"	£7.0.0

Immediate Delivery
Allowance on Old Tube
Carriage and Insurance 10/- extra
NU-GUN TELETUBES LIMITED
3 The Mews, Duckett Rd., Harringay London. N.4.
Telephone: MOUntview 2903

GUARANTEED TUBES

New low prices. Peak quality. Carr. & Ins. 12/6.

		Revacuumed G/tee 6 Mths.
All Mullard MAZDA		
BRIMAR	12/14 inch	£3 0 0
COSSOR	15/17 inch	£3 0 0
CATHODEON etc.	21 inch	£5 0 0

CRTs rebuilt in our own Factory.

REBUILT G/tee 13 Mths.		NEW TYPES G/tee 12 Mths.	
12/14 inch	£4/10/-	MW31/74	MW36/44
15/17 inch	£5/-/-	AW36/20	AW36/80
21 inch	£7/-/-	£6/12/6	
(Bowl allowance if returned in good condition).		MW43/69 AW43/80	MW43/80 £7/12/6

13 CHANNEL T/Vs. Table and Console Models. Famous makes.

Huge purchase direct from source enables us to offer unequalled value. These are complete but untested and are not guaranteed to be in working order.

12in.	£3 10 0	4-Speed Auto Changers	
14in.	£5 10 0	UA8 B.S.R.	£6/15/-
17in.	£9 10 0	UA14 B.S.R.	£7/10/-

ALSO 12in. 5 Chan. T/Vs 50/-.

MARLEY SUPPLIES
MARLEY BUILDING, OLD BREWERY,
CHURCH ROAD,
CROYDON, SURREY

TRANSFORMERS ALL TYPES

Pot cores to close inductance values a speciality.

PROMPT QUOTATIONS FOR ANY QUANTITY
WHY NOT TRY US FOR THAT TRICKY JOB?

SWEETNAM & BRADLEY LTD.
BRISTOL ROAD, MALMESBURY, WILTS.
TELEPHONE: MALMESBURY 2334

A. K. & L. G. SMITH LIMITED

Wholesalers and Distributors of Electrical and Electronic Appliances, Household, Etc.

38, Nunhead Lane, Peckham, London, S.E.15

INSTRUMENT REPAIRS

DON'T WAIT. TAKE ADVANTAGE OF OUR QUICK SERVICE COMPETITIVE PRICES AND GUARANTEED REPAIRS.

We specialise in the repair and conversion of the following:-

MULTI-RANGE METERS.
AMP-VOLT-WATTMETERS.
ELECTRONIC AND ALL ALLIED MEASURING EQUIPMENT.
SPC LABORATORY EQUIPMENT.

LEDON INSTRUMENTS LTD.
96, Deptford High St., London, S.E.8.
TIDEWAY 2689

MALVYN ENGINEERING WORKS

Engineers to the Radio and Electronic Industries

Manufacturers of: Chassis, Small Pressings, Machined Components, Wiring and Mechanical Assemblies, to specification.

Single and Production Quantities

7 CURRIE STREET, HERTFORD, HERTS.
Telephone: Hertford 2264

TRANSFORMERS

Since 1931 all types, single and 3-phs, 6w to 12 KVA, over 1,000,000 during the war, UL Output Transformers.

SOUND SALES LTD.
Works & Laboratories:
West Street, Farnham, Surrey
Farnham 6461

MINICOIL PRODUCTS

Manufacturers of:—

Miniature Precision Coils to Specification. Chokes, Delay Lines, Pulse Transformers etc. Also Stockists of Ferrite Material, Coil formers, Copper Wire, Insulating tape, etc.

2A MAXWELL ROAD PORTSMOUTH
Phone: Portsmouth 33330

WELLINGTON ACOUSTIC LABORATORIES LTD.

FARNHAM SURREY
Telephone: Farnham 6461

WAL GAIN Transistorised Pre-amplifiers. Gives extra gain without hum or distortion. Compact design. Many applications in Audio, Industrial, Commercial fields. Used for any purpose where it is necessary to amplify minute voltage into useful output. Mono £5, Stereo or two mono channels, £7/10/-, subject.

WALTRAK pocket audio oscillator, transistorised, 1,000 cps. Circuit checking, fault finding, calibrated 1 v., .1 v., .01 v. £6/10/-, subject.

WAL BULK ERASER. Wipes both tape tracks clean in 30 sec. Used in laboratories, studios, offices, colleges In fact anywhere that tapes have to ba "cleaned up" for the next recording session. £7/18/6, subject.

WAL D-MAG. Mains operated, pocket sized. Head demagnetiser providing complete degaussing circuit. Also for erasing short "unwanted" sound passage on tape or striped film.

FULL TECHNICAL LEAFLETS OF ALL OUR PRODUCTS ON REQUEST.

REBUILT T/V TUBES

12"-14" £4 15 0 15"-17" £5 5 0
21" £7 15 0

ALL TUBES GUARANTEED FOR 12 MTHS.
15/- ALLOWED ON YOUR OLD BULB.
CARRIAGE AND INSURANCE 10/- EXTRA.
FREE DELIVERY LONDON AREA.
VACUUM ELECTRONIC LTD.
35 SACKVILLE ST., LONDON, W.1.
Phone REG. 6404

"AS-NU"

REGUNNED T.V. TUBES

Supplied from stock, and despatched by British Railways same day. COMPLETE NEW GUNS fitted in every tube and fully guaranteed for TWELVE MONTHS.

		Mullard	Mazda
12in.	...	£4 10 0	£4 10 0
14in.	...	£4 15 0	£5 10 0
15in.	...		£6 0 0
16in.	...	£6 10 0	—
17in.	...	£5 10 0	£5 17 6
21in.	...	£8 10 0	£8 10 0

Plus 10/- carr. and ins.

Other types available. Please contact:

J. P. WRIGHT
103 Carr House Road
Doncaster
Sole Distribution Agent
Phone: DON 2636 or 66252

SOUTHERN TECHNICAL SUPPLIES

TRANSFORMERS FOR ALL MULLARD AMPLIFIERS

OUTPUT TRANSFORMERS (Secondaries for 2.75 and 15 ohms)

T.44. 5-10 amp. ultra linear, 8,000 ohm. 43% tappings, 30/-. P/P. 2/-.
T.102. 5-10 amp. and Osram 912, 6,800 ohm. 20% tappings, 30/-. P/P. 2/-.
T.100. 5-10 amps. LOW loading, 6,000 ohm., 28/-. P/P. 2/-.
T.142. 7 watt stereo amp., 9,000 ohm. 20°, tappings, 28/-. P/P. 2/-.
T.140. 3 watt amp., type A tape amp., 3 watt stereo, 5,000 ohm., 12/-. P/P. 1/6.

MAINS TRANSFORMERS (Primaries 240-220-200: 0-10 v. 50 c/s).

T.55. 5-10 amp. and tuner, 300-0-300 v., 120 mA., 6.3 v, 2.5 a., 6T. 6.3 v. 2.5 a., 6.3 v. 1 a., 32/-. P/P. 2/6.
T.56. 5-10 amp. 300-0-300 v. 100 mA. 6.3 v. 2.5 a., cT 6.3 v. 1 ... 27/-. P/P. 2/6.
T.101. Two 5-10 amp. Low loading, 300-0-300 v., 150 mA., 6.3 v. 4 a., cT., 6.3 v. 1 a., 34/-. P./P. 2/9.
T.143. 7 watt stereo 250-0-250 v., 150 mA., 6.3 v. 4 a. cT., 6.3 v. 1 a., 33/-. P/P. 2/9.
T.141. 3 watt, 300-0-300 v., 60 mA., 6.3 v. 1 a., cT., 6.3 v. 1 a., 22/-. P/P. 2/-.
T.163. 2 watt stereo 250-0-250 v., 80 mA., 6.3 v. 2 a. cT., 6.3 v. 1 a., 25/-. P/P. 2/6.
T.A. Trans. and Rectifier. 270 v. D.C. 100 mA., 6.3 v. cT., 3 a., 32/-. P/P. 2/-.
T.B. Trans. and Rectifier. 270 v. D.C. 60 mA.: 6.3 v. cT., 2 a. 25/-. P/P. 2/-.

All transformers fully guaranteed, all shrouded fully except T140 and TB. Write for our fully illustrated catalogue, with all data.

SPECIAL OFFERS T44 and T55, 59/-; T143 and two T142's, 82/-. P/P. 3/6 on both. Mullard's latest Publication detailing the complete range. "CIRCUITS FOR AUDIO AMPLIFIERS," 8/6. P/P. 1/-.

SOUTHERN TECHNICAL SUPPLIES, 83, Station Road, Portslade, Sussex

THE HIGH-FIDELITY MAIL ORDER SPECIALISTS

GOODS DESPATCHED BY RETURN

Carriage, Packing & Insurance (U.K.) FREE !!

AMPLIFIERS · TUNERS · SPEAKERS · MOTORS · PICK-UPS · MICROPHONES CABINETS · TAPE RECORDERS

Quad, Leak, Rogers, Dulci, Armstrong, Chapman, Jason, Wharfedale, T.S.L., Goodmans, Garrard, G.E.C., Connoisseur, W.B., Collaro, Lenco, Acos, E.J. Philips, Lentraphone, Record Horsing, Ferrograph, Vortexion, Brenell, Wearite, Tannoy, Lowther, Ronette, Fi-cord, etc.

Hire Purchase Terms available • *"Comparator" Demonstrations*

WORLD WIDE EXPORTERS

★ *OVERSEAS ORDERS SENT FREE OF PURCHASE TAX AND SHIPPED PROMPTLY AT MINIMUM COST* ★

C. C. GOODWIN (SALES) LTD.

(Dept. W.17) 7, THE BROADWAY, WOOD GREEN, LONDON, N.22 *Callers Welcomed* Tel. BOWes Park 0077/8

INSTRUMENT WIRES

AND INSULATING MATERIALS



ENAMELLED, SILK and COTTON covered Copper Wires, Single or Stranded, also Tinned, Paper, Asbestos and Plastic Westoflex, covered RESISTANCE WIRES, LITZ WIRES.

MICA, MICANITE and BAKELITE in all forms. Heat Resisting Boards, Canvasite for Silent Gears. Oil Cloth, Silk and Paper. Slot Insulations. Insulating Varnishes. Varnished Fabric and Plastic Sleeving. Moulded and Machined Pieces, etc.

WEST INSULATING COMPANY LTD.

1, Scott Road, Bromley, Kent.

FOR THE FIRST TIME IN THIS COUNTRY

THE WORLD'S FAIRY TALES DRAMATIZED ON TAPE

Told by MELANIE SCOTT

Complete Set of 4 Reels containing 16 different stories

Price: 29/6 per 5" Reel of Four Stories

Postage: 1/6 per tape

From: H. B. TRADING CO.

60-66 Wardour Street, W.1

CLASSIFIED ADVERTISEMENTS

Use this Form for your Sales and Wants

To "Wireless World" Classified Advertisement Dept., Dorset House, Stamford Street, London, S.E.1

PLEASE INSERT THE ADVERTISEMENT INDICATED ON FORM BELOW

- **RATE: 9/- for TWO LINES. 4/6 every Additional Line. Average six words per line.**
- **Name and address to be included in charge if used in advertisement.**
- **Box No. Allow two words plus 1/-.**
- **Remittances payable to "Wireless World" and crossed "& Co."**
- **Press Day, Tuesday, March 28th for May, 1961 issue.**

NAME .....

ADDRESS .....

.....

			REMITTANCE VALUE.....ENCLOSED		

Please write in block letters with ball pen or pencil.

NUMBER OF INSERTIONS.....

INDEX TO ADVERTISERS

	PAGE
A.A. Tools	197
Acoustical Mfg. Co., Ltd.	25
Adcola Products, Ltd.	52
Admiralty, The	188
A.D.S. Relays, Ltd.	80
Advance Components, Ltd.	22, 85
Aircraft Marine Products (G.B.), Ltd.	44
Airmec, Ltd.	125
Alpha Radio Supply Co., Ltd.	164
Amphenol-Borg, Ltd.	95
Anders Electronics, Ltd.	59
A.N.T.E.X., Ltd.	80
Appointments Vacant 183, 184, 185, 186, 187, 188, 189, 190, 191, 192, 193, 194, 195, 196	
Arcolectric Switches, Ltd.	54
Ardente Acoustic Laboratories, Ltd.	64
Armstrong Wireless & Television Co., Ltd.	64, 203
Associated Electrical Industries, Ltd. Cover ii, 27, 48, 123, 124, 184,	200
Audix, B. B., Ltd.	205
Automatic Telephone & Electric Co., Ltd. 40, 41,	89
Aveley Electric, Ltd.	4
Avo, Ltd. 1,	92
Baker's (Selhurst), Radio	104
Batey, W., & Co.	204
Belling & Lee, Ltd. 43,	119
Benson, W. A.	176
Bentley Acoustic Corporation, Ltd.	159
Berlin Exhibition	106
B.O.A.C.	1, 6
Box 3668, 3669	166
" 3603	188
" 3670	190
" 3979	190
" 3747	190
Bradford Institute	196
Brandauer, C. & Co., Ltd.	70
Brenell Engineering, Ltd.	50
Britain, Chas. (Radio), Ltd.	161
British Communications Corpn., Ltd.	126
British Institute of Engineering Technology	104
B.R.K. Laboratories, Ltd. 38,	39
Brookes Crystals, Ltd.	90
Brown, S. G., Ltd.	60
Bulgin, A. F. & Co., Ltd. Edit.	255
Bullers, Ltd.	78
Bush Radio, Ltd. 36,	183
Canadian Westinghouse	26
Candler System Co.	190
Carr Fastener Co., Ltd.	16
C.G.S. Resistance Co., Ltd.	94
Chitnis	192
City of Leicester Ed. Comm.	194
Civil Service Commission	186
Clyne Radio, Ltd. 146, 147,	148
Cosmocord, Ltd.	120
Crawshay, P. B.	178
C.R.E.I. (London)	195
Crown Agents	197
D. & B. Television	180
Daly (Condensers), Ltd.	60
Davies, A., & Co.	207
Davies, H. W., Ltd.	110
Davis, Jack (Relays), Ltd.	102
Daystrom, Ltd.	5
Decca Navigators, Ltd.	188
Denco (Clacton), Ltd.	68
Dependable Relay Co., Ltd.	66
Derritron Electronic Group	10
Direct T.V. Replacements, Ltd.	11
Drake Transformers, Ltd.	176
Drayton Regulator & Instrument Co., Ltd.	128
Dubilier Condenser Co. (1925), Ltd.	107
Duke & Co.	170
Duode Natural Reproducers	202
Edwards High Vacuum, Ltd.	76
E.K. Electronics	135
E.I.R. Instruments, Ltd.	204
Electro-Acoustic Developments	192
Electro-Acoustic Industries, Ltd.	67
Electro-Methods, Ltd.	8
Electronic Components	62
Electronic Precision Equipment, Ltd.	135
Electronics (Croydon), Ltd.	135
Electronics (Finsbury Park), Ltd.	135
Electronics (Fleet Street), Ltd.	168
Electronics (Manor Park), Ltd.	133
Electronics (Ruislip), Ltd.	133
"Electronic Technology"	75
Electro-Winds, Ltd.	172
Elektromesstechnik	12
Elliott Bros. (London), Ltd.	197
E.M.I. Electronics, Ltd. 184, 189,	190
English Electric Co., Ltd. 187, 191,	194
English Electric Valve Co., Ltd.	115
Enthoven Solders, Ltd. 58,	83
Erie Resistor Ltd.	81
Ferranti, Ltd. 42, 105, 185,	187
Fibre Form, Ltd.	62
Fortiphone, Ltd.	70
Fraser Speller Transformers, Ltd.	178
Fringevision Ltd.	82
Gabriel Mfg. Co., Ltd.	90
Gardners Radio, Ltd.	58
Garrard Eng. & Mfg. Co., Ltd., The	75
Gee Bros. (Radio), Ltd.	165
General Electric Co., Ltd. 2, 3, 15, 189,	193
Geo-Pat Suppliers, Ltd.	206
Gilfillan, R., & Co., Ltd.	176
Gilson, R. F., Ltd.	88
Gladstone Radio	178
Glaser, L., & Co., Ltd.	180
Goodmans Industries, Ltd. 87,	97
Goodwin, C. C. (Sales), Ltd.	209
Govt. Communications H.Q. 184, 190,	193
Gramophone Co., Ltd., The	14
Grampian Reproducers, Ltd.	96
Griffin & George, Ltd.	100
Hacker Radio	94
Hall Electric, Ltd.	79
Harmsworth, Townley & Co.	9
Harridge, H. C.	204
Harringay Photographic & Electrical Supplies, Ltd.	207
Harris Electronics (London), Ltd.	149
Harris, P.	202
Hatfield Instruments, Ltd.	66
Haverson Surplus Co., Ltd. 138,	139
H.B. Trading	209
Henry's (Radio), Ltd. 158,	159
Hewlett Packard, Inc.	57
Hivac, Ltd.	17
H.P. Radio Services, Ltd.	34
Hunton, Ltd.	56
I.B.M., Ltd.	188
I.C.I., Ltd.	193
Iliffe Books, Ltd. 98, 172, 174,	181
International Aeradio, Ltd.	184
International Computers and Tabulators	189
International Correspondence Schools	196
Irongate (M.O.) Co.	162
Kempner, S., Ltd.	98
Kenure, Holt & Co., Ltd.	96
Keyswitch Co., The	121
Kirkman (Crawley), Ltd.	174
Kolectric, Ltd.	84
Lasky's Radio, Ltd. 142, 143,	144
Lawson Tubes	200
Leak, H. J., & Co., Ltd.	131
Ledon Instruments	208
Lee Electronics	197
Lee Products	74
Lewis Radio Co.	203
Light Soldering Developments, Ltd.	204
Linear Products, Ltd.	78
Linvar, Ltd.	88
Lionnet, J., & Co., Ltd.	104
Livingston Laboratories, Ltd.	65
Lockwood & Co. (Woodworkers), Ltd.	51
London Central Radio Stores	206
Lubeck Engineers	208
Ludfry, Ltd.	180
Lustraphone, Ltd.	207
Lyons Radio, Ltd.	196
Malvyn Engineering Works	208
Marconi Instruments, Ltd. 16A, 16B, 16C,	16D
Marconi Wireless Telegraph Co., Ltd. 116, 117, 118,	185
Marks, C. (Newport), Ltd.	134
Marley Supplies	208
Marriott, P. A., & Co., Ltd.	98
Mayra Electronics, Ltd.	130
McCarthy Radio, Ltd.	204
Mills, W.	174
Minicoil Products	208
Ministry of Aviation 186,	192
Ministry of Labour	191
Modern Book Co.	202
Modern Electrics (Retail), Ltd.	82
M. R. Supplies, Ltd.	88
M. S. Radiopost	182
Mullard, Ltd. 32, 33, 45,	114
Multicore Solders, Ltd. Cover	iv
Multitone Electric Co., Ltd. 24,	194
National Cash Register Co., Ltd.	191
Neoflex, Ltd.	94
Newmarket Transistors, Ltd.	111
Nu-Gun Teletubes	208
Oddie Bradbury & Cull, Ltd.	192
Painton & Co., Ltd.	99
Parmeko, Ltd.	29
Partridge Transformers, Ltd.	201
P.C.A. Radio	54
P.C. Radio, Ltd.	171
Pearson, M. & J.	200
Pembridge College of Electronics	102
Philco International, Ltd.	109
Phillips Electrical, Ltd.	186
Phillips, N. V. 30,	31
Piezo, Ltd.	92
Plessey Co., Ltd. 53, 77, 122, 190,	191
Post Radio Supplies	206
Precious Metal Depositors	179
Premier Radio Co.	169
Proops Bros., Ltd. 154,	155
Pumer Electronics	172
Pye, Ltd	108
Pye Telecommunications, Ltd.	112
Quarts Crystal Co., Ltd.	206
Radio & Electrical Mart	180
Radio and TV Components (Acton), Ltd.	160
Radio Clearance, Ltd.	175
Radio Component Show	96
Radio Component Specialists	163
Radio Exchange Co., The	205
Radio Resistor Co., Ltd.	18
Radiospares, Ltd.	90
Radiostructor 127,	187
Radio Supply Co. (Leeds), Ltd. 150,	151
Rank Cintel, Ltd.	37
Rank Precision Industries, Ltd.	179
Reading Windings, Ltd.	188
Relda Radio, Ltd.	167
Reproducers & Amplifiers, Ltd.	103
Rola-Celestion, Ltd.	71
Rollet, H. & Co., Ltd.	145
Rothamstead Experimental Station	186
Samsons Surplus Stores, Ltd. 156,	157
Sanders, W. H., Ltd.	55
Serck Radiators, Ltd.	188
Service Trading Co. 136,	137
Servo & Electronic Sales	197
Shawndel Flyers, Ltd.	68
Short Bros. & Harland, Ltd.	186
Sifam Electrical Instruments, Ltd.	206
Sim-Tech Book Co.	92
Smith, A. K. & L. G., Ltd.	208
Smith, G. W. (Radio), Ltd. 140,	141
Smith, H. L. & Co., Ltd.	207
Solartron Electronic Group, Ltd. 191, 193,	194
Sound Sales, Ltd.	208
Southern Radio Supply, Ltd.	180
Southern Technical Supplies	209
Stamford, A. L.	200
Standard Telephones & Cables, Ltd. 19, 21, 23,	35
Steatite & Porcelain Products, Ltd.	61
Steatite Insulations, Ltd.	20
Stern Radio, Ltd. 152,	153
Stratton & Co., Ltd. Cover	iii
Suflex, Ltd.	13
Sugden, A. R., & Co. (Engineers), Ltd.	56
Superflexit, Ltd.	47
Sweetnam & Bradley	208
Tape Heads, Ltd.	100
Tannoy, Ltd.	206
Tape Recorders (Electronics), Ltd.	46
Technical Trading Co.	172
Tectonic Industrial Printers, Ltd.	63
Telemechanics, Ltd.	86
Teleng, Ltd.	74
Telequipment, Ltd.	91
Tele-Radio (1943), Ltd.	106
Telonic Industries, Inc.	72
Test Gear Components (London), Ltd.	132
Thompson, A. J.	200
Thorn Electric, Ltd.	101
T.R.S. Radio	166
Tutor Tape Company	178
U.K.A.E.A. 184,	194
Uncles, Bliss & Co., Ltd.	106
Unicam Instruments, Ltd.	193
Universal Book Co.	208
Universal Electronics	173
Vacuum Electronics, Ltd.	208
Vacwell Engineering Co. Ltd.	6, 7
Valradio, Ltd.	100
Venner Accumulators, Ltd.	69
Vitality Bulbs, Ltd.	178
Vortexion, Ltd.	129
V.Z. Electrical Service	207
Walcom, Ltd.	86
Watts, Cecil E.	204
Webber, R. A., Ltd.	106
Webb's Radio	84
Weller	93
Wellington Laboratories, Ltd.	208
West, A. & Partners, Ltd.	104
West Insulating Co., Ltd.	209
Westland Aircraft, Ltd.	194
Weymouth Radio Mfg. Co., Ltd., The	76
Wharfedale Wireless Works, Ltd.	49
Whiteley Electrical Radio Co., Ltd.	28
White, S.S. Dental Co. (G.B.), Ltd.	52
Wilkinson L. (Croydon), Ltd.	177
Wirecomp Electronics	182
Witte & Suter	100
Wright, J. P.	208
Wright Sound	196
Z. & I Aero Services, Ltd. 198,	199
Zonal Film (Magnetic Coatings), Ltd.	72

Printed in Great Britain for the Publishers, ILIFFE ELECTRICAL PUBLICATIONS LTD., Dorset House, Stamford St., London, S.E.1, by CORNWALL PRESS LTD., Paris Garden, London, S.E.1. *Wireless World* can be obtained abroad from the following: AUSTRALIA and NEW ZEALAND: Gordon & Gotch, Ltd. INDIA: A. H. Wheeler & Co. CANADA: The Wm. Dawson Subscription Service, Ltd.; Gordon & Gotch, Ltd. SOUTH AFRICA: Central News Agency, Ltd.; William Dawson & Sons (S.A.), Ltd. UNITED STATES: Eastern News Co., 306 West 11th Street New York 14.



There's an

EDDYSTONE

COMMUNICATIONS RECEIVER

for

EVERY SERIOUS PURPOSE



Model "880" High Stability HF receiver. Superb specification and performance—designed to meet professional requirements. Range 500 kc/s to 30 Mc/s. Dial setting accuracy within 1 kc/s. Combines the advantages of crystal control with continuous tuning.

Model "730/4" General Purpose HF receiver. Developed to meet a Government specification and capable of an excellent performance. Range 480 kc/s to 30 Mc/s. (Special versions available giving crystal control and low frequency coverage)





Model "850/2" General Purpose LF/MF receiver. Range 10 kc/s to 600 kc/s approximately. Full communications facilities.

Model "770U" Ultra High Frequency receiver, covering from 130 Mc/s to 500 Mc/s. Excellent performance throughout and suitable for receiving either FM or AM signals.



BETWEEN 10 Kc/s AND 1000 Mc/s



Model "770R" Very High Frequency receiver, covering from 19 Mc/s to 165 Mc/s in six ranges. Accepts AM, FM and CW. High sensitivity, fine control, thoroughly reliable.

Model "770S" Extra High Frequency receiver, having a range from 508 Mc/s to 1000 Mc/s. Specially developed circuitry gives high performance.

RADIO PRODUCTS EDDYSTONE TRADE MARK

Please write for full Technical Specifications to the Manufacturers

STRATTON & CO. LTD., BIRMINGHAM, 31

Reflectograph

with instant comparison between input and recorded signals



Here is a tape-recorder which is easy to operate, yet contains refinements normally provided only in costly professional machines. This is the ideal recorder for the high fidelity enthusiast or musician whose requirements demand recordings of library or studio quality. The separate record and playback heads and amplifiers controlled by the Tape/Input switch enables you to compare, instantly, the input signal with the signal on the tape *whilst the recording is being made*. Thus, you can rapidly determine whether to record at 7½ or 3¾ i.p.s. and monitor the recording through the built-in Goodman's loudspeaker. Editing is simplified by the variable speed, single, fast wind control. 3,600 ft. of tape on an 8¼" reel can be wound in 2 minutes—1,200 ft. in 45 seconds.

Some other outstanding features of the Reflectograph are: slimline duotone record level meter; 2 tone controls, 2 volume controls, 2 inputs, 2 outputs; equalisation for 2 speeds; knobs with calibrated skirts; no belts in the tape drive mechanism; a realistic performance specification.

An expert's opinion

". . . beautiful styling, with the satin finish instrument panel . . . first is the very smooth and level response in the deep bass. I know of no other recorder that can equal the Reflectograph in this respect"
P. Wilson, Technical Editor of 'The Gramophone'

Write for fully illustrated leaflet, or better still, go to your Reflectograph dealer and see for yourself the care that has been lavished on every detail. Then try it for yourself and you will be convinced that this is the recorder you have always wanted.

Send this coupon for free data card.

Please send me free of charge, copy of Bib Data Card containing playing times of various types and lengths of tape and playing times of 48 Classical works. Also comprehensive colour brochure on Reflectograph tape recorders and name and address of my nearest Reflectograph dealer.

NAME _____

ADDRESS _____

_____

MULTIMUSIC LTD. Maylands Avenue, Hemel Hempstead, Herts.

MODEL A
(2 tracks), 7½ & 3¾ i.p.s.
105 gns.
MODEL B
(4 tracks), 7½ & 3¾ i.p.s.
115 gns.

Audio Fair, Hotel Russell, 3rd Floor