


# wireless world

SEPTEMBER 1980 50p

**Floating-bridge amplifier**  
**Tv from satellites**  
**Electronic cryptography**

Australia A\$ 2.00  
Canada \$ 3.15  
Denmark Kr. 17.00  
Germany Dm. 5.00  
Greece Dr. 87.00  
Holland Dfl. 5.75  
Italy L. 1900  
Norway Kr. 17.25  
Singapore Ms 4.50  
Spain Ptas. 140.00  
U.S.A. \$2.50





# TESTING MOBILE RADIOS?

*... catch this bus with Farnell*

and arrive economically at an efficient ATE workstation.

Comprehensive testing under low cost desk computer control.

Manual systems too.




## Farnell

**INTERFACE WITH US NOW!**

Ask for details from:





Front cover shows display taken from the screen of the memory-mapped, colour graphics v.d.u., described by S. J. Marchant in the April 1980 issue. Picture by Bill Banks.

#### IN OUR NEXT ISSUE

**Acoustically small loudspeaker** is a unique design in which the enclosures work below the lowest cavity resonance.

**Floppy disc store** is a controller and 8in drive intended for the *Wireless World* computer, but adaptable for other designs.

**Tuner frequency meter** provides digital indication of frequency, mainly for radio receivers, but usable also as a general instrument.

Current issue price 50p, back issue (if available) £1.00, at Retail and Trade Counter, Paris Garden, London SE1. Available on microfilm: please contact editor.

By post, current issue 86p, back issues (if available) £1.00, order and payments to Room CP34, Dorset House, London SE1 9LU.

**Editorial & Advertising offices:** Dorset House, Stamford Street, London SE1 9LU.

**Telephones:** Editorial 01-261 8620. Advertising 01-261 8339.

**Telegrams/Telex:** Wiworld Business 25137 BISPRS G. Cables Ethaworld, London SE1.

**Subscription rates:** 1 year £9.00 UK and \$31 outside UK.

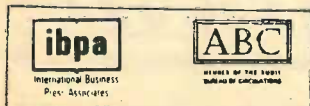
**Student rates:** 1 year, £4.00 UK and \$15.50 outside UK.

**Distribution:** 40 Bowling Green Lane, London EC1R 0NE. Telephone 01-837 3636.

**Subscriptions:** Oakfield House, Perrymount Road, Haywards Heath, Sussex RH16 3DH. Telephone 0444 59188. Please notify a change of address.

**USA mailing agents:** Expeditors of the Printed Word Ltd, 527 Madison Avenue, Suite 1217, New York, NY 10022. 2nd-class postage paid at New York.

© IPC Business Press Ltd, 1980  
ISSN 0043 6062



# wireless world

ELECTRONICS / TELEVISION / RADIO / AUDIO

SEPTEMBER 1980 Vol 86 No 1536

39 **He who hesitates . . .**

40 **The floating bridge**  
by R. M. Brady

44 **Electronic cryptography**  
by Pat Hawker

50 **As you like it: circuits or fields**  
by D. A. Bell

52 **Books**

53 **Simple alternative to the monostable**  
by D. Price

54 **News of the month**  
Spectrum utilization      Model control and CB      Inmos go-ahead

58 **Circuit ideas**  
Efficient c.d.i. system      Asynchronous serial data transmitter  
Parallel binary multiplier

61 **Transient recorder — 2**  
by G. J. Adams

63 **Designing with microprocessors — 4**  
by D. Zissos and L. Valan

67 **Development of a satellite terminal**  
by S. J. Birkill

73 **Graphical communication with microcomputers**  
by I. H. Witten

77 **Simple active filters**  
by D. W. Protheroe


79 **American letter**  
by G. Tillett

83 **Colour tv receiver design — 3**  
by R. Wilkinson

87 **Letters to the editor**  
IEEE bus standard      Scientific computer      Feedback for p.r.b.s. generators

90 **World of amateur radio**

91 **New products**



## Artistic licence?

We at QUAD go to a very great deal of trouble to ensure that with a QUAD 33 in the Cancel position, the voltage delivered to your loudspeakers is a virtually exact RIAA transfer of the voltage the pickup will produce into a stated passive load. Nothing added – nothing taken away.

A visiting journalist recently suggested that we should not do this. Final adjustment should be done by ear, he said.

### What an opportunity!

After all we know that if we add a little warmth with a subtle boost in the lower middle and balance this with an ever so gentle hump in the quack region (2-3kHz), we can make most programmes sound superficially more impressive. Come to that, why not change the  $3180\mu\text{S}$  to  $5000\mu\text{S}$  adding a little more 'heft' that most people will fall for. We could even make a special model for the boom and tizz brigade.

### Been to any live concerts recently ?


For further details on the full range of QUAD products write to :  
The Acoustical Manufacturing Co. Ltd.,  
Huntingdon, Cambs. PE18 7DB  
Telephone : (0480) 52561

# QUAD




for the closest approach to the original sound  
QUAD is a Registered Trade Mark





# DON'T GAMBLE WITH PERFORMANCE BUY LEVELL VOLTMETERS



## A.C. MICROVOLTMETERS

### VOLTAGE & dB RANGES

15 $\mu$ V, 50 $\mu$ V, 150 $\mu$ V ... 500V f.s.d.  
Acc.  $\pm 1\% \pm 1\%$  f.s.d.  $\pm 1\mu$ V at 1kHz.  
— 100, —90 ... +50dB.  
Scale —20dB/+6dB ref. 1mW/600 $\Omega$ .

### RESPONSE

$\pm 3$ dB from 1 Hz to 3MHz,  
 $\pm 0.3$ dB from 4 Hz to 1MHz above 500 $\mu$ V.  
TM3B filter switch: LF cut 10Hz,  
HF cut 100KHz, 10KHz or 350Hz.

### INPUT IMPEDANCE


Above 50mV: 10M $\Omega$  < 20pF.  
On 50 $\mu$ V to 50mV: > 5M $\Omega$  < 50pF.

### AMPLIFIER OUTPUT

150mV at f.s.d.

type  
TM3A **£130**

type  
TM3B **£145**



## BROADBAND VOLTMETERS

### H.F. VOLTAGE & dB RANGES

1mV, 3mV, 10mV ... 3V f.s.d.  
Acc.  $\pm 4\% \pm 1\%$  f.s.d. at 30MHz.  
— 50, —40 ... +20dB.  
Scale —10dB/+3dB ref. 1mW/50 $\Omega$ .

### H.F. RESPONSE

$\pm 3$ dB from 300kHz to 400MHz.  
 $\pm 0.7$ dB from 1MHz to 50MHz.

### L.F. RANGES

As TM3.

### AMPLIFIER OUTPUT

Square wave at 20Hz on H.F. with  
amplitude proportional to square of input.  
As TM3 on L.F.

type  
TM6A **£199**

type  
TM6B **£215**



## D.C. MICROVOLTMETERS

### VOLTAGE RANGES

30 $\mu$ V, 100 $\mu$ V, 300 $\mu$ V ... 300V.  
Acc.  $\pm 1\% \pm 2\%$  f.s.d.  $\pm 1\mu$ V. CZ scale.

### CURRENT RANGES

30pA, 100pA, 300pA ... 300mA.  
Acc.  $\pm 2\% \pm 2\%$  f.s.d.  $\pm 2$ pA. CZ scale.

### LOG. RANGE

$\pm 5\mu$ V at  $\pm 10\%$  f.s.d.,  $\pm 5$ mV at  $\pm 50\%$  f.s.d.,  
 $\pm 500$  V at f.s.d.

### RECORDER OUTPUT

$\pm 1$ V at f.s.d. into > 1k $\Omega$ .

type  
TM10 **£106**

These instruments incorporate many useful features, including long battery life. All A type models have 83mm scale meters and case sizes of 185 x 110 x 130mm. B types have 127mm mirror scale meters and case sizes of 260 x 125 x 180mm. Fully detailed specification sheets are available on request for our complete range of portable instruments. Prices are ex-works, carriage, packing and VAT extra. Optional extras are leather cases and power units.

**LEVELL** ELECTRONICS LTD.

MOXON STREET, BARNET, HERTS., EN5 5SD.  
TEL: 01-449 5028/440 8686



# years

## Danavox

DANAVOX (GT. BRITAIN) LTD.  
1 CHEYNE WALK,  
NORTHAMPTON NN15PT  
TEL. NORTHAMPTON (0604) 36351

### of research...

"on components and accessories for dictating machines, tele-communications, hearing aids and electroacoustic equipment etc."



STETOCLIP  
JUNIOR 60  
HEADSET




STETOCLIP  
LIGHTWEIGHT  
HEADSET



SENIOR  
STETOCLIP  
HEADSET



STETOMIKE BOOM  
MICROPHONE  
HEADSET



STANDARD &  
SUB-MINOR  
EARPHONES



PLASTIC  
EARHANGERS



DANAMIC FIDELITY  
EARSET



STETOTUBE  
HEADSET



2,5 mm and 3,5 mm  
JACK PLUGS &  
SOCKETS



DANASOUND  
HEADSET



DANASONIC  
INDUCTION AUDIO  
LOOP  
RECEIVER



SUBMINIATURE  
SWITCHES

WW — 044 FOR FURTHER DETAILS



# THE LEADING EXHIBITION OF COMPUTERS, PERIPHERALS AND SYSTEMS

# COMPEC

will be in the Grand Hall  
**OLYMPIA, LONDON**

**Nov 4, 5 & 6, 1980**

## CAN YOU AFFORD TO MISS BRITAIN'S BIGGEST COMPUTER EXHIBITION?

Sponsored by "Computer Weekly," "Data Processing," "Practical Computing" and "Systems International" and with the support of "Electron," "Electronics Weekly" — all members of IPC Business Press, the worlds largest publisher of specialist and business journals.

**GET YOUR TICKETS NOW — SAVE MONEY!**

If you send your request for tickets now you will pay only £1.50 per ticket (tickets £2 at the door)

To. Compec Tickets, IPC Exhibitions, 40 Bowling Green Lane, London EC1R 0NE Tel 01-837 3636

Please send me.....advance registration tickets for Compec 80 at the privilege price of £1.50 per ticket.

Name \_\_\_\_\_

Address \_\_\_\_\_

\*Tickets £1.50 in advance, £2 at the door. Applications received after October 3rd, cannot be accepted.

**TRADE ONLY — NO SCHOOL PARTIES — NO ADMITTANCE UNDER 16**


ALL CHEQUES/MONEY ORDERS TO BE MADE PAYABLE TO IPC BUSINESS PRESS LTD IN UK STERLING





# AMCRON

## INDUSTRIAL MUSCLE



**Model — M600**

- ★ POWER RESPONSE DC — 20KHz  $\pm$  1dB.
- ★ OUTPUT POWER IN EXCESS OF 1.5kW INTO 2.75 Ohm LOAD (CONTINUOUS R.M.S.).
- ★ D.C. OUTPUT 20 AMPS AT 100 VOLTS OR 2KVa.
- ★ HARMONIC DISTORTION LESS THAN 0.05% DC-20KHz AT 1kW INTO 6 OHMS
- ★ PLUG-IN MODULES: CONSTANT VOLTAGE/CURRENT, PRECISION OSCILLATORS ★ UNIPOLAR AND BIPOLAR DIGITAL INTERFACES, FUNCTION GENERATORS, AND MANY OTHERS.
- ★ OUTPUT MATCHING TRANSFORMERS AVAILABLE TO MATCH VIRTUALLY ANY LOAD.
- ★ FULL OPEN AND SHORT CIRCUIT PROTECTION GUARANTEED STABLE INTO ANY LOAD.
- ★ TWO UNITS MAY BE CONNECTED TO PROVIDE UP TO 4kW.
- ★ INTERLOCK CAPABILITY FOR UP TO EIGHT UNITS.
- ★ 3-YEAR PARTS AND LABOUR WARRANTY.

*For full details on all Amcron Products write or phone Chris Flack*



## Kirkham Electronics

MILL HALL, MILL LANE, PULHAM MARKET, DISS, NORFOLK IP21 4XL  
DIVISION OF K.R.S. LIMITED  
TELEPHONE (037 976) 639 / 594



**INPUT**  
FROM PHILIPS TEST & MEASURING INSTRUMENTS

OSCILLOSCOPES

# NO WAITING FOR THESE TOP PRODUCTS

MULTIMETERS

## The PM 3207 - Super

Scope - is a tough, general purpose oscilloscope which offers at a low price the quality and technology you expect from Philips Test and Measuring Instruments.

Both these instruments are available off the shelf from the **Philips Electronic Instruments Department** (see address below) or from the following distributors. **British Tungsram**, West Road, Tottenham, London N17 0RN. Tel: 01-808-4884. **Philips Service Centres** (25 throughout the country). Tel: 01-686-0505 for the address of your nearest branch. **Wessex Electronics Ltd**, 114-116 North Street, Downend, Bristol BS16 5SE. Tel: (0272) 571 404.

### Reader inquiry number 220

- 15 MHz dual trace
- Auto triggering from either channel with adjustable level between peaks and TV triggering
- 5 mV sensitivity, Y and X (via A input)
- B invert facility

### Reader inquiry number 221

## PATTERN FOR THE FUTURE

The **PM 5519** colour TV pattern generator is already a widely used instrument. As a major manufacturer of Video cassette recorders, and colour television receivers - and the company which has developed the world's most advanced video disc system - Philips have carefully selected the best patterns for aligning and testing these products. With over 20 colour and b/w test patterns to choose from it is the most versatile pattern generator on the market.

- **PM 5519I** for British system - versions available for other TV systems
- RF signals available in bands I, III, IV and V
- Variable Video Output (with 1 volt fixed position)
- External video and sound modulation facility
- Composite sync output for triggering - includes the line frame and blanking pulses to the local TV standard

### Reader inquiry number 222

Some other Philips audio and video service instruments:

#### PM 5326 RF SIGNAL GENERATOR

- 100 kHz-125 MHz in 9 overlapping ranges

- Built-in 5 digit counter
- 50mV RF output at 75Ω can be attenuated to over 100dB
- Electronically stabilised output level
- Wobulator facility

### Reader inquiry number 223

#### PM 6307 WOW AND FLUTTER METER

- X-tal controlled oscillator
- High accuracy and frequency stability
- 3150 Hz or 3000 Hz switchable
- Separate 'Drift' and 'Flutter' indication

Reader inquiry number 224

All Philips audio and video service instruments are also available from Philips Service Centres (for details see end of PM 3207 section).

*Input advertisements are designed to meet the needs of our professional customers. They are a shop window for Philips Test and Measuring Instruments - and we will be changing the display frequently because we have a lot of products to show you.*

*Where you require full information about a product, tick the coupon and attach it to your name and address, or letterhead - or, of course, use the journal's reader inquiry service. You will receive in return a detailed information pack reflecting your specific requirements.*

Inquiry no.

<b>PM 2517 multimeter</b>	<b>220</b>
<b>PM 3207 oscilloscope</b>	<b>221</b>
<b>PM 5519 colour TV pattern generator</b>	<b>222</b>
<b>PM 5326 RF signal generator</b>	<b>223</b>
<b>PM 6307 wow and flutter meter</b>	<b>224</b>



**Test & Measuring Instruments**

TV GENERATORS



**Pye Unicam Ltd**

Philips Electronic Instruments Dept.  
York Street, Cambridge, England CB1 2PX  
Tel: Cambridge (0223) 358866 Telex 817331

# PHILIPS



# Carston Electronics

**PRIME  
EQUIPMENT**

The second user test  
and measuring  
instrument specialists

The fresh idea from Carston which brings you recent "State-of-the-Art" instruments at competitive prices, with fast delivery (2-4 weeks). Every "Prime" instrument carries the Carston 90 Day Full Guarantee covering parts and labour.

**DYMAR**  
2081/100 RMS Power Meter  
DC-500 MHz 30mW-100W £440

**HEWLETT PACKARD**  
8640B Precision AM-FM  
Signal Generator £3550

141T Spectrum Analyzer —  
Mainframe £1300

8552B Spectrum Analyzer —  
IF Section £2200

8553B Spectrum Analyzer —  
RF Section £1650

8555A Spectrum Analyzer —  
RF Section £4400

8556A Spectrum Analyzer —  
LF Section £1650

1600A 16 Channel Display  
Logic Analyzer £2150

**PHILIPS**  
PM 3212 Dual Trace 25 MHz  
2mV/Div Oscilloscope £525

PM 3214 Dual Timebase Dual  
Trace DC-25 MHz  
Oscilloscope £625

**RACAL**  
9081 5-520 MHz Generator  
130 dBm AM/FM £1975

**TEKTRONIX**  
466 100 MHz Storage  
Oscilloscope £2800

485 Dual Trace 350 MHz  
Oscilloscope £2995

T912 Dual Trace Storage  
Oscilloscope  
DC-10 MHz 250 cm/ms  
writing speed £699

7313 Storage Oscilloscope  
Mainframe 4.9 cm/μs  
writing speed DC-25 MHz £1900

7A22 Differential Plug-in.  
As new DC-1 MHz  
10μV-10V/Div  
(12 month guarantee) £670

7A26 Dual Trace Plug-in.  
DC-150 MHz 5mV-5V/Div. £780

**TEXSCAN**  
VS60B Sweep generator  
5-1000 MHz £985

Prices  
from £

7210. DC-15 MHz. Dual Trace 1 mV  
sensitivity on CH1. Delayed  
Timebase 300

**HEWLETT PACKARD**  
1703A Storage 1000Div/ms.  
DC-35 MHz. Dual trace Mains/Ext  
DC 1200  
1707B/020 DC-75 MHz. Dual trace.  
Dual Time Base. 700  
1707B/012 As 1707B/020 with  
Internal Battery fitted 750  
181A Storage 1000Div/ms.  
DC-100 MHz Main frame only 650  
182C DC-100 MHz Mainframe, large  
screen 525

**MEDELEC**  
M-scope 4 channel DC-100 kHz U/V  
Chart 1225

**PHILIPS**  
PM3233 Dual Beam DC-10 MHz  
2mV/div. 400

**SCOPEX**  
40-10B Dual Trace DC-10 MHz 180

**TEKTRONIX**  
475 Dual Trace DC-200 MHz 2mV 1125  
485 Dual Trace DC-350 MHz 50Ω  
1 MΩ 250 MHz 2100

556/1A1. True dual beam.  
DC-50 MHz. Can display 2 separate  
signals at different sweep rates.  
Includes trolley 700

545B/1A1. DC-30 MHz. dual trace.  
Delayed timebase 325

561A/3A6/3B1. DC-10 MHz. Dual  
Trace. High persistence tube.  
Delayed Timebase 275

585A/82. DC-80 MHz. dual trace  
10 mV sensitivity 525

547/1A1. DC-50 MHz. dual trace  
DTB 525

547/1A4. DC-50 MHz. four trace  
DTB 625

7704A DC-200 MHz. CRT Readout.  
Mainframe for 4 Plug-in 1200

**TELEQUIPMENT**  
D53A. DC-25 MHz. dual trace.  
10mV sensitivity with C-2 plug-in  
DC-15 MHz with JD plug-in 250

D63/V1/V3 DC-35 MHz. Depending  
on sensitivity. 50μV or 1 mV  
Sensitivity 675

D34 Dual Trace DC-15 MHz 2mV  
Mains/Batt 525

D75 Dual Trace DC-50 MHz Dual  
Timebase 600

**Oscilloscope Plug-ins**  
**HEWLETT PACKARD**  
1804A DC-50 MHz Four channel  
20 mV-10V/div. 575  
1825A Dual Timebase 50ns-1s/div. 525

**TEKTRONIX**  
Type R. Transistor R.T. tester. Pulse  
rate 120 pulses/sec. R.T. Less than  
5 μs 100

Type L. DC-20 MHz. 5mV sensitivity  
fast rise time amplifier 30

Type G. Differential amplifier. 100:1  
CMR DC-20 MHz. 50 mV sensitivity  
Plug-ins for 500 series 50

1A1 dual trace Plug-in DC-50 MHz 225  
1A2 dual trace Plug-in DC-50 MHz 180  
1A4 four trace Plug-in DC-50 MHz 375

1A5 Differential Plug-in 175  
Z Differential Plug-in 140

81 Adaptor Plug-in 1A Series to 580  
Series 75

7A12 Dual Trace DC-105 MHz  
5mV/div. 410

7A18 Dual Trace DC-75 MHz  
5mV/div. 370

7A22 High gain diff. amp.  
0.1 Hz-1 MHz 10μV 450

7A26 Dual Trace DC-150 MHz  
5mV-5V/div. 525

7B53A Dual Timebase 5ns-5s/div. 440

**TELEQUIPMENT**  
DM64 Storage 250 Divs/ms.  
DC-10 MHz Dual trace. 400

D67 DC-25 MHz. Dual trace. Dual  
Time Base. TV sync. 325

D83 DC-50 MHz. Dual trace. Large  
6 1/2" CRT. Dual Time Base 650

**Oscilloscopes (storage)**  
**DYNAMCO**  
7110. DC-30MHz. Dual trace.  
Writing speed 20μs/Div. 525

**TEKTRONIX**  
549/1A1. DC-30 MHz. 5mV  
sensitivity. Dual trace. Storage  
scope. Writing speed: 5cm/μs with  
enhancement. Includes trolley 675

## Acoustic

### BRUEL & KJAER

1613 Octave filter set 31.5 Hz 250

31.5 kHz 400

2203 Precision sound level meter 375

2608 Measuring Amplifier. Hi pass 60

filter 4135 Microphone 1500

CEL 112 LEQ meter digital readout 450

## Attenuators

### MARCONI SANDERS

6593 SWR Indicator. Batt/Mains 175

## Bridges

### CINTEL

277 Measures iron core inductances 130

0.01H-1000H (with a Q value not 20

less than 2) DAWE

210B Decade Capacitance box 20

0.1μF-1mF 0.1 μf step MARCONI

TF1245 'Q' meter. Freq. range 1kHz- 350

300MHz using external osc. TF868A Universal Bridge 250

TF1313A Universal LCR Bridge 0.1% 375

## WAYNE KERR

B224 Wide range LCR Bridge 475

B500 Log LCR Bridge 225

B601 RF LCR Bridge 125

(Detector and Oscillator not incl). B641. Measures L/C/R/G Accuracy 450

of 0.1% Q801. Y parameter test set. Plus 230

transistor adaptor unit Cable Test Equipment

## MARCONI

TF2333 Transmission Test set 575

## HEWLETT PACKARD

3556A. For psophometric 475

measurements from 20 Hz-20kHz. 0.1mV-30V input level

Prices  
from £

## NEC

TTS-37B. Noise, level and VU  
measurement. Sensitivity 180dBm  
up to +20dBm 275

## STC

74216A Noise Generator CCITT 240

74261A Psophometer CCITT 475

## WANDEL u. GOLTERMANN

DLM-1. Send/receive system for 1500

measuring phase jitter random noise  
and frequency shift on data  
transmission lines LDS-2. 200Hz-600kHz sender for

measuring group delay and 3250

attenuation variations LDEF-2. Filters for DLM unit 250

## Counter Timers

### HEWLETT PACKARD

5300A/5303B DC-520 MHz 6 digits 210

5300A. Display Module. 6 Digits. 3 x 10<sup>7</sup> 90

5300B Display Module. 8 Digits. 2 x 10<sup>8</sup> 140

5303A DC-50 MHz. 100mV sens. 75

Time interval. Period. Ratio. Totalise. 5303B DC-520 MHz. (Plug-on)

125mV sens. 50Ω 120

5308A 0-75 MHz. Universal Module. 50mV sens. 1MΩ 100

5267A Time Interval Plug-in 10ns 120

5345 DC-500 MHz Time Int. Ave. Burst Total Ratio 1225

## RACAL

835. DC-15 MHz 6 digits 100

Time interval/Period/Ratio 9024 10 Hz-600 MHz 7 + 1 digits 250

9835 6 Digit DC-20 MHz 10mV 100

9837 DC-80 MHz 6 digits 130

## S.E. LABORATORIES

SM202 DC-150MHz. 8 Digits. 50Mv. A,B,C. Input. Time Interval 220

and Totalise SYSTRON DONNER

6053 9 Digit 20 Hz-3 GHz BCD O/P 850

6054A/04 11 Digit 20 kHz-18 GHz 2800

BCD O/P

Prices  
from £

## Function Generators

### HEWLETT PACKARD

3310 0.0005 Hz-5 MHz. Multi-Mode. 10V/50Ω sine, square, triangular 250

## INTER-STATE

### ELECTRONICS

F51A Multi-Mode. + and - offset: 0.0005 Hz to 10 MHz. 10/15V/50Ω 250

F55A Multi-Mode. 0.0025 Hz-10 350

MHz. 10V/50Ω. Ext. VGC. Burst  
O/P up to 100k bursts/sec PHILIPS

PM5127. 0.1 Hz-1 MHz. Sine / 325

Square/Triangular/Pulse outputs.  
External sweep facility 30Vp.p. max  
output Logic Analysers

### HEWLETT PACKARD

1601L Logic state analyser 250

12 channel display 1600A 16 channel 20 MHz clock 1850

MAP A & B store 1607 16 channel 20 MHz clock 1500

(Display scope required) Modulation Meters

### AIRMEC

210 1-300 MHz. AM/FM 150

409 3-1500 MHz. AM/FM 295

## MARCONI

TF2300A 1-1000 MHz. AM/FM 450

## Multimeters-

### Analogue

### AVO

8MKIII AC/DC V.AC/DC Amps. 60

OHMS Oscilloscopes

### ADVANCE

OS1000A DC-20 MHz. dual trace 310

3300B Dual Trace DC-50 MHz 5mV/div. Dual Timebase 600

## COSSOR

3100 Dual Trace DC-40 MHz 400

## DYNAMCO

7200. DC-15 MHz. Dual Trace 1 mV 200

sensitivity

Prices  
from £



# Today Carston Value makes even more sense

-all equipment for sale is fully refurbished to manufacturers' original specifications

	Prices from £
564/3A74/3B4. DC-2MHz, four channel. 20 mV sensitivity. Writing speed up to 500cm/ms	650
564B/3A6/2B67. DC-10 MHz. Dual trace 10mV sensitivity, split screen storage oscilloscope	750
466 Storage 1350 cm/μs Variable Persist DC-100 MHz	2225
7403N DC-60 MHz Main frame for 3 plug-ins	450
<b>Phase Meter</b>	
<b>DRANETZ</b>	
301A 5 Hz-500 kHz. Z in 100kΩ. Accuracy ±1° to ±2°. Analogue O/P	400
<b>Power Meters</b>	
<b>MARCONI SAUNDERS</b>	
6460 10 MHz-40 GHz (Depending on Head)	300
6420 10 MHz-12.4 GHz 10mw	75
6421 DO MHz-18.4 GHz 100mw	75
6422 10 MHz-12.4 GHz 1mw	50
6428 26.5-40 GHz 10mw	50
<b>MARCONI</b>	
TF2512 DC-500 MHz 0.5-30w 50Ω	130
<b>Power Supplies</b>	
<b>ADVANCE</b>	
1V1 12V DC to 240V 50 Hz, 150w Inverter	125
<b>BRANDENBURG</b>	
475R 10-2100V 5mA DC Stab.	150
<b>FARNELL</b>	
L30B 0-30V 1A DC Stab.	55
<b>FLUKE</b>	
415B 0-3100V 30mA 0.005% reg. Protected	350
<b>ITT</b>	
Power Lab	90
<b>MARCONI</b>	
TF2154/1 0-30V 1A. 0±15V 2A 0±7.5V 4A	60
<b>OLTRONIX</b>	
A2.5 KV. 10-2500V up to 10 mA. Current limit 2-12 mA. either ± outputs	60
<b>SORENSEN</b>	
DCR 300-2.5 0-300V 2.5A DC Stab.	375
<b>Pulse Generators</b>	
<b>DB ELECTRONICS</b>	
150. I.C. pulse generator	50
<b>EH RESEARCH</b>	
122. 1 kHz-200 MHz 5V/50Ω RT 12ns	220
139(L). 10Hz-50 MHz 10V/50Ω RT 5ns	175
1221. Timing Unit 6 Channel 0-10 MHz 5V/50Ω RT 8ns	50
G710. 5V/50Ω 30 Hz-50 MHz RT 5ns	100
132AL. 50V/50Ω 5 Hz-3 MHz RT 12ns	175
<b>HEWLETT PACKARD</b>	
214A 100V/50Ω. Double pulse O/P. W50ns-10ms. 10 Hz-1 MHz. 15ns RT	350
<b>MARCONI</b>	
TF2025 0.2 Hz-25 MHz ±10V/50V RT 7ns	350
<b>PHILIPS</b>	
PM5705. 0.1 Hz-10 MHz. Typical RT 6ns Output 1-15V	225

	Prices from £
PM5776 3V/50Ω. 1 Hz-100 MHz. Rise/fall Times less than 1ns.	275
<b>Recorders and Signal Conditioning Equipment</b>	
<b>AMPEX</b>	
PR2200 Instrumentation Recorder up to 16 channels. FM/DR. Record replay all speeds. 1" tape FM/DR I.R.I.G. DC-40 kHz FM. 100 Hz-300 kHz DR	6500
<b>BRUNO WOELKE</b>	
ME102B. Wow and flutter meter	75
ME102C. Wow and flutter meter	90
<b>BRUEL &amp; KJAER</b>	
2305B Bench type. Mains operated. Log recording of AC: 2 Hz-200 kHz and DC.50 or 100mm paper width.	750
ZR0001 Linear Pat DC: 10-35 mV	59
ZR0002 Linear Pat DC: 10-110V	79
ZR0004 25 dB Potentiometer	52
ZR0005 50 dB Potentiometer	59
ZR0006 75 dB Potentiometer	69
<b>BRYANS SOUTHERN</b>	
29000 X-Y Recorder A4 0.25mV-10V/cm	525
BS314 4 channel 1mV-10V 16 speeds	1650
BS316 6 channel 1mV-10V 16 speeds	2350
29300 X-Y Single pen A4 0.25mV-10V/cm 0.1s-50s/cm	545
<b>HEWLETT PACKARD</b>	
680M. 5 inch. Stripchart Single Pen 5mV-120V I/P 20cm/min 2.5 cm/hr	275
7046A Two pen A3 0.25mV-5V/Cm	995
<b>KUDELSKI</b>	
Nagra 4.2 LSP Professional Audio Recorder (Batt optd)	1215
<b>PHILIPS</b>	
PM 8251 Single pen 10in chart 10mV-50V FS	450
<b>RACAL</b>	
Store 4. Uses D/4 inch magnetic tape. Will record 4 F.M. channels. Operates at 7 different speeds.	1950
<b>S E LABORATORIES</b>	
6150/6151 12 channel UV 1250 mm/s-25 mm/min 6 in chart	1400
<b>SMITHS INDUSTRIES</b>	
RE541.20 Single Pen. 0.5mV-100V FSD. 3-60cm/min and hour	350
<b>YOKOGAWA</b>	
3046. 10 inch Chart Single Pen. 0.5 mV-100 V/P2.60cm/min and/hr	350
3047. 2 Pen Version of 3046	425
<b>Signal Sources and Generators</b>	
<b>BOONTON</b>	
102B 4.3-520 MHz Int/Ext FM/AM 0.1μV-1V 50Ω	1725
<b>DYMAR</b>	
1525 100 kHz-184 MHz Int/Ext AM/FM Batt/Mains	525
<b>GOULD ADVANCE</b>	
SG70 5 Hz-125 kHz 600Ω 4w	85
<b>HEWLETT PACKARD</b>	
204D 5 Hz-1.2 MHz. 600Ω. 80dB att. O/P 5V RMS	150
204D/001 As for 204D (Battery operated)	175
608E. 10-480 MHz AM	410

New stock is added daily.  
For latest details on 'standard' equipment or for help in locating your SPECIALIST NEEDS ring us today!

	Prices from £
620B 7-11 GHz 50Ω FM/PM 1mw	1100
8614A 800 MHz-2.4 GHz + 10dBm to -127 dBm 50Ω AM/FM	1950
8616A 1.8-4.5 GHz Ext AM/FM/PM 10 mw	925
<b>MARCONI</b>	
TF144 H/4S HF Generator 10 kHz-72 MHz AM	550
TF791. FM Deviation Meter 4-1024 MHz	95
TF801/D1. 10-470 MHz AM. FM.	255
TF995A/2. 1.5-220 MHz AM. FM.	350
TF2171 Digital Synchroniser for TF2015	525
<b>PHILIPS</b>	
PM5326. 100 kHz-125 MHz. Digital display of frequency. AM. FM. Sweep facility for I.F. measurements	525
<b>ROHDE &amp; SCHWARZ</b>	
SWOB 11. 0.5-1200 MHz. 50Ω	850
<b>SCHAFFNER</b>	
NSG101 Mains Interference Simulator. Superimposes Pulses on mains for testing immunity of equipment to interference. Pulse amplitude: ±800V. Rise Time 0.25μs. Width 50 & 200μs	300
NSG330 Ignition Interference Attachment	150
<b>STC</b>	
74216 Noise Generator 20 Hz-4 kHz Flat/CCITT Wtg	315
<b>TEXSCAN</b>	
9900. 10-300 MHz. Sweep generator with CRT display	525
<b>Spectrum Analysers</b>	
<b>HEWLETT PACKARD</b>	
8443A Tracking Gene/counter 100 kHz-110 MHz	850
8445A Automatic pre-selector 10 MHz-18 GHz	1300
8555A RF Plug-in 10 MHz-18 GHz 1 kHz Res	3000
<b>NELSON ROSS</b>	
011. DC-20 kHz. 80dB dynamic range. Dispersion: 100 Hz-6 kHz	350
022. DC-100 kHz. Dynamic range 60dB fits into various 500 series CRO's	350
<b>TEKTRONIX</b>	
3L5. Plug-in unit fits into various 500B series CRO's. 50 Hz-1 MHz. Greater than 60dB dynamic range	475
<b>Sweep Generators</b>	
<b>HEWLETT PACKARD</b>	
8690B Mainframe. Int/Ext AM. Ext FM	600
8693B/100 3.7-8.3 GHz. 5mW. PIN levelled 'N' connectors	600
8699B/100 0.1-4 GHz. 6mW. (20mW to 2 GHz). PIN levelled. 'N' connectors	1200
<b>T.V. Test Equipment</b>	
<b>PHILIPS</b>	
PM5508B Pattern Generator. 625 lines PAL. UK Systems	225
<b>Vibration</b>	
<b>DAWE</b>	
1461. CV(M) Portable Vibration Analyser Kit	350

## Voltmeters-Analogue

<b>AVO</b>	
8 Mk IV	70
<b>BRADLEY</b>	
CT471C. AC/DC/Ω/current multimeter and RF	75
<b>HEWLETT PACKARD</b>	
400E Millivoltmeter	99
10 Hz-10 MHz B/W 1mV FSS	275
427A. AC/DC/Ω multimeter	345
3406A. 10 kHz-1.2 GHz	
<b>8405A Vector Voltmeter</b>	
1-1000 MHz B/W Auto Phase Lock	850
<b>3400A 10 Hz-10 MHz 1mV-300V True RMS</b>	350
<b>LINSTEAD</b>	
M2B. DC/AC 10 Hz-500 kHz	25
<b>MARCONI</b>	
TF2603. AC voltmeter to 1.5 GHz	300
<b>PHILIPS</b>	
PM2454B 1mV. 300V. 10 Hz-12 MHz Z in 19MΩ. DC O/P.	300
<b>RACAL</b>	
9031 RMS Millivoltmeter 10 kHz-1.5 GHz with carry case	475

## Voltmeters-Digital

<b>ADVANCE</b>	
DMM 7A/01 1999 FSD AC/DC/Ω/Current	115
<b>FARNELL</b>	
DM131B. 1999 FSD AC/DC/Ω/Current/Temperature	85
<b>FLUKE</b>	
8000A 1999 FSD. AC/DC/OHMS/Current	115
<b>HEWLETT PACKARD</b>	
3470A/34702A 9999 FSD AC/DC/OHMS	180
<b>SOLARTRON</b>	
LM1420.2. 2300 FSD DC only 0.05% 100mΩ resistance	75
LM1420.2BA. 2300 FSD AC True RMS/DC	110
A200. 1999 FSD DC only	160
A203. 1999 FSD AC/DC/Ω. Sensitivity: (1μV DC, 10μV AC, 100mΩ resistance)	300
A205. 1999 FSD AC/DC/Ω. A243. 11999 FSD AC/DC/Ω. Sensitivity: (1μV DC, 10μV AC, 10mΩ resistance)	300
7050. 99999 Auto AC/DC/Ω	325
<b>Wave Analysers</b>	
<b>HEWLETT PACKARD</b>	
333A 5 Hz-600 kHz Total distortion Auto-Null 0.1%	310
334A 5 Hz-600 kHz Total distortion AM Det 0.1%	325
<b>AIRMEC</b>	
853 30 kHz-30 MHz 60 dB Dynamic Range	325
<b>MARCONI</b>	
TF2330 20 Hz-20 kHz Selective Range ±3.5 to 80Hz. Dynamic range 75dB	400
TF2331 20 Hz-20 kHz Total distortion	285
<b>WAYNE KERR</b>	
A321 20 Hz-20 KHz Sens 75dB	125

## AS NEW — EX STOCK DELIVERY

### Oscilloscopes

<b>TEKTRONIX 465</b>	
DC-100 MHz Dual Trace 5mV-5V/Div	
0.05μs-0.5s/Div Delayed T/B XY DC 4 MHz	£1250
<b>TEKTRONIX 475A</b>	
DC-250 MHz Dual Trace 5mV-5V/Div	
0.01μs-0.5s/Div Delayed T/B XY DC 3 MHz	£1950

THESE INSTRUMENTS SOLD WITH ONE YEAR FULL GUARANTEE

**Redundant Test Equipment**  
Why not turn your under-utilized test equipment into cash? Ring us and we'll make you an offer.



# Carston

Carston Electronics Limited

Shirley House, 27 Camden Road, London NW1 9NR. Telex: 23920

Contact Brian Hollingsworth or Noel Jennings

## 01-267 5311/2

WW — 039 FOR FURTHER DETAILS

All prices are exclusive of VAT (Standard Rate)



# STATE-OF-THE-ART

## Quality Second-User Instrumentation

The product you buy from Second User Electronics is the same as from the manufacturer – same performance, same measuring capability, in most cases even the same guarantee.


We offer top quality, general purpose test equipment, fully maintained, at savings of up to 50% on manufacturers list price – so you make the very most of your capital budget. When equipment is only required for short term use it just doesn't make sense to buy new.

We give 90-day warranties as standard, with many specified items on a 12 month extension – and we beat manufacturers delivery dates. Buy equipment at down-to-earth prices. You don't need to buy new, buy SUE.  
**On 01-897 3759.**

### Storage Oscilloscopes

**1703A Hewlett-Packard**  
0–30MHz, 10mV–5V/Div, time base  
100ns–200ms/Div, sweep delay, writing  
speed 1 cm/ $\mu$ s.

£1200



**1223A Hewlett-Packard**  
0–15MHz, 2mV–10V/Div, time base  
100ns–2s/Div, writing speed 1 cm/ $\mu$ s.  
**From £800**

**OS2200 Advance**  
0–25MHz, 10mV–50V/Div, time base  
100ns–2s/Div, sweep delay, writing speed  
1 cm/ $\mu$ s.

£725

### General Purpose Oscilloscopes


**454 Tektronix**  
0–150MHz, 5mV–10V/Div, time base  
0.05 $\mu$ s–0.5s/Div, sweep delay.

£1100



**455 Tektronix**  
0–50MHz, 5mV–5V/Div, time base  
5ns–0.5s/Div, sweep delay.

From £1000



**465 Tektronix**  
0–100MHz, 5mV–5V/Div, time base  
5ns–0.5s/Div, sweep delay.

From £1200

**485 Tektronix**  
0–350MHz, 5mV–5V/Div, time base  
1ns–0.5s/Div, sweep delay.


£2400



**1720A Hewlett-Packard**  
0–275MHz, 10mV–5V/Div, time base  
10ns–0.5s/Div, sweep delay.

£1600

### Digital Voltmeters



**7065 6½ Digit Microprocessor Multimeter Solartron**  
Scale length 1,400,000, modes: DC, AC, Ohms,  
Ranges: = : 10mV–1000V, resolution  
1 $\mu$ V, ~ : 100mV–1000V, resolution  
1 $\mu$ V,  $\Omega$  : 10–10M $\Omega$ , resolution 1 m $\Omega$ ,  
Typical accuracy: = 0.005%, ~0.1%,  
 $\Omega$  0.007%.

£840

**7055 5½ Digit Microprocessor Multimeter Solartron**  
Scale length 200,000, modes DC, AC, Ohms.  
Ranges: = : 10mV–1000V, resolution  
1 $\mu$ V, ~ : 100mV–1000V, resolution  
1 $\mu$ V,  $\Omega$  : 100 $\Omega$ –10M $\Omega$ , resolution  
10m $\Omega$ , Typical accuracy: = 0.01%,  
~0.1%,  $\Omega$  0.03%.

From £715





### 1051 5 1/2 Digit Multimeter with true RMS Datron

Scale length, 1.99999, modes: DC, AC, true RMS, Ohms, auto range.  
 Ranges: = V : 10mV–1000V, resolution 0.1μV, ~V : 100mV–1000V, resolution 1.0μV, Ω : 100Ω–10mΩ, resolution 1mΩ, Typical accuracy: = V ±0.004%, ~V ±0.06%, Ω±0.02%.

£980

### Digital Counters



**5327B 7 Digit Universal Counter Timer and D.V.M. Hewlett-Packard**  
 Modes: Frequency, period, time interval, D.C. Voltage. Frequency range 0 – 550MHz, D.V.M. range 10V – 1000V, resolution 100uV, Counter stability 5 parts in 10<sup>9</sup> short term, counter sensitivity 25mV.

£1500

**TC15 9 Digit Timer Counter Advance**  
 Modes: Frequency, period, multiple period, Frequency range 0 – 500MHz, Resolution: 1Hz, 110ms typical stability/ 24H 1 part in 10<sup>7</sup>. Maximum sensitivity 10mV.

£495

### Tape Recorders



**Store 14 14 Channel FM**  
 8 inch NARTB centre spool, frequency range DC – 20KHz, tape speed 15/16 – 60ips.

From £6200

**Store 7 D FM 7 Channel (Racal)**  
 Max. spool size 20cm, FM frequency range 0 – 20KHz, tape speed 15/16 – 60ips.

From £4100

### Universal Bridges



### B642 Wayne Kerr


Ranges: 10uΩ – 100GΩ, 1fF – 10F, 1nH – 10MH, accuracy 0.1%, Bridge frequency 1591.5Hz.

£680

**For SUE ring  
01-897 3759**

**REMEMBER  
SUE is a  
purchaser of  
top quality  
instrumentation  
ring  
01-897 3759**

### Logic Analysers



### 1600A Hewlett-Packard

16 Parallel data measurements displayed on C.R.T., Clock rate 0 – 20MHz, Start display trigger, end display trigger, delay from 0 – 99999 clock pulses.

£1850

# POUND TOUGHENS UP AGAINST THE DOLLAR



Which gives you a chance to buy the latest bulk-purchased USA instrument at lowest-ever prices.

**Buy Now, Buy New, Buy SUE !**

**Just £1400 for the  
TEKTRONIX 465B**

Ring 01-897 3759 for details



# Think of KGM as your monitor production line...



*See how big names pass their video display headaches to us!*

Use CRT displays in your systems or equipment? Then it's well worth getting to know the KGM resources. We can take both design and production problems onto our own experienced shoulders. Far better than struggling with complex video concepts yourself!

For a quick scan of KGM capability, look through our new colour folder — featuring some of the units we have produced for major customers. Some are based on our standard monitor range — but even these come with a choice of thick film modules or discrete components, for maximum 'tailor-made' flexibility. And today our technology extends to complete keyboard and micro-processor units. If you're ready to talk monitors now, ring our Sales Applications Engineer. Or start with one of those folders.

**KGM Electronics Limited**

Clock Tower Road, Isleworth, Middlesex TW7 6DU.

Tel: 01-568 0151. Telex: 934 120

**KGM ELECTRONICS LIMITED**

WW — 024 FOR FURTHER DETAILS

**OLSON**

## PORTABLE MAINS DISTRIBUTION — NEW WITH CIRCUIT BREAKERS



**New! Slim Jim**


Dim. 1 3/4" x 2 1/2" x 18 3/4"  
£13.50 P&P £1 + VAT



Fitted with M.K. 10 amp C.B. — 13/A5 SW.CB £29.50 + post £1 + VAT



3 1/2" x 19" Rack Mounting Type 13A/4SW/R £18.50 P&P £1 + VAT



10 amp CB. — 13A/4 SW.CB  
£25.95 + post £1 + VAT


TR6 — 6 sockets switched £23.65

TR9 — 9 sockets switched £28  
Plus P&P £2 + VAT



4 feet LG. 30 amp total load Instant Trunking System for Wall or Bench Mounting

**NEW!** 10 sockets switched in sloping box



Type 13A/10SW £29.50. P&P £2 + VAT



COMPLETE WITH 6FT. CABLE  
AND 13-AMP FUSED PLUG

4 sockets 13A	£14.00
6 sockets 13A	£16.50
4 sockets 13A switched	£15.90
6 sockets 13A switched	£18.45
+ Post £1 + VAT	



## MAINS ISOLATING UNIT

The Olson mains isolating unit is an essential bench item for safety when testing and repairing mains-operated equipment. The isolating transformer has an earthed screen and is rated 250VA.

£38 + P&P £2 + VAT



ALL DISTRIBUTION PANELS ARE FITTED WITH MK SOCKETS & PLUG  
Send for details of complete range

OLSON ELECTRONICS LTD., FACTORY NO. 8, 5-7 LONG ST., LONDON E2 8HJ  
TEL. 01-739 2343

WW — 031 FOR FURTHER DETAILS



# Get 24 DMMs off the shelf.

Turn to page 3 of your ITT Instrument Services catalogue for a list of top names Thandar (Sinclair), Fluke, Avo, Keithley and Norma. Compare performance and specification then phone or telex Harlow or any local ITT office and we'll deliver off the shelf.

The ITT Instrument Services catalogue is your key to fast delivery and technical back-up for a vast range of quality instruments. **Get it off the shelf.**

ITT Instrument Services

Edinburgh Way,  
Harlow, Essex  
CM20 2DF.

Tel: (0279)

29522.

Telex: 81525.



**ITT instrument services**

the only way to buy.



WW — 021 FOR FURTHER DETAILS

## THE FOR-1004 A NEW WIDEBAND GRAPHICAL RECORDER

### 9 Recording Modes

The FOR1004 is the first of a new generation from Medelec. A highly versatile graphical recorder, it has been specially developed for wide ranging applications in research and industry. In both performance and economy it has many advantages over conventional instrumentation. There are nine recording modes — all push button controlled, which permit the optimum presentation of most graphical data. Triggering is fully automatic and displayed signals can be monitored via an internal loudspeaker. The fast response time and wide range timebase allows the detailed examination of transients and trends.

**medelec**

Industrial Products



Attractive new styling, and ease of operation combine to make the FOR1004 an important new instrument.


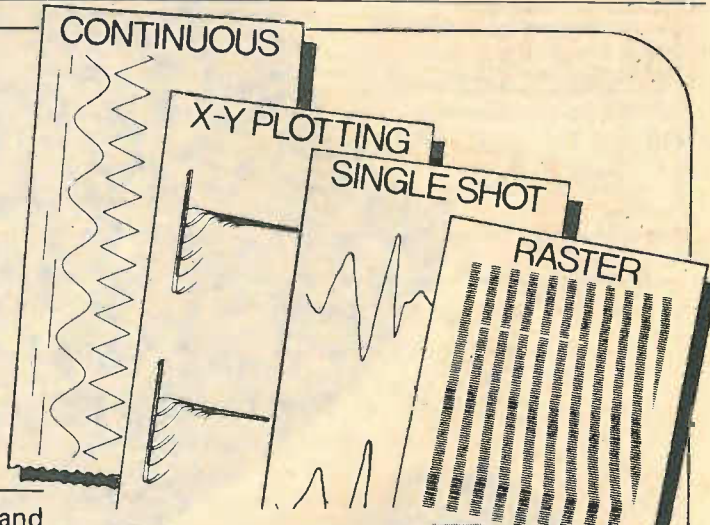
Simultaneous View and Record

Four High Input Signal Channels

High Resolution, Inexpensive Records.

For further information please contact:

**Medelec Limited**  
Manor Way Old Woking  
Surrey GU22 9JU England  
Tel: Woking (04862) 70331  
Telex: 859141 Medlec G  
A Vickers Limited Company



WW — 011 FOR FURTHER DETAILS





# Fault us on size and we'll eat it.

Shrinking high voltages into very small packages presents no problem to a manufacturer that has been deeply involved with space missions. The Erie range of high voltage rectifiers, voltage multipliers and power supplies is the product of forty year's leadership in ceramic technology.

If you have a problem of too many volts chasing too small a space in your equipment - talk to us. We have probably already solved it for another customer.

ITT Mercator, South Denes,  
Great Yarmouth, Norfolk,  
NR30 3PX. Tel: (0493) 4911.  
Telex: 97421.



## ITT mercator

WW — 010 FOR FURTHER DETAILS



## CAMBRIDGE LEARNING

## Self- Instruction Courses

*It's faster and more thorough than classroom learning: you pace yourself and answer questions on each new aspect as you go. This gives rare satisfaction - you know that you are really learning and without mindless drudgery. With a good self-instruction course you become your own best teacher.*

### Understand Digital Electronics

In the years ahead digital electronics will play an increasing part in your life. Calculators and digital watches mushroomed in the 1970's - soon we will have digital car instrumentation, cash cards, TV messages from friends and electronic mail.

After completing these books you will have broadened your career prospects and increased your knowledge of the fast-changing world around you.

### DIGITAL COMPUTER LOGIC AND ELECTRONICS £7.00

This course is designed as an introduction to digital electronics and is written at a pace that suits the raw beginner. No mathematical knowledge is assumed other than the use of simple arithmetic and decimals and no electronic knowledge is expected at all. The course moves painstakingly through all the basic concepts of digital electronics in a simple and concise fashion: questions and answers on every page make sure that the points are understood.

Everyone can learn from it - students, engineers, hobbyists, housewives, scientists. Its four A4 volumes consist of:

**Book 1** Binary, octal and decimal number systems; conversion between number systems; conversion of fractions; octal-decimal conversion tables.

**Book 2** AND, OR gates; inverters; NOR and NAND gates; truth tables; introduction to Boolean algebra.

**Book 3** Positive ECL; De Morgan's Laws; designing logic circuits using NOR gates; dual-input gates.

**Book 4** Introduction to pulse driven circuits; R-S and J-K flip flops; binary counters; shift registers; half-adders.

### DESIGN OF DIGITAL SYSTEMS £12.50

This course takes the reader to real proficiency. Written in a similar question and answer style to Digital Computer Logic and Electronics, this course moves at a much faster pace and goes into the subject in greater depth. Ideally suited for scientists or engineers wanting to know more about digital electronics, its six A4 volumes lead step by step through number systems and Boolean algebra to memories, counters and arithmetic circuits and finally to an understanding of calculator and computer design.

**Book 1** Octal, hexadecimal and binary number systems; conversion between number systems; representation of negative numbers; complementary systems; binary multiplication and division.

**Book 2** OR and AND functions; logic gates; NOT, exclusive-OR, NAND, NOR and exclusive-NOR functions; multiple input gates; truth tables; De Morgan's Laws; canonical forms; logic conventions; karnaugh mapping; three state and wired logic.

**Book 3** Half adders and full adders; subtractors; serial and parallel adders; processors and arithmetic logic units (ALUs); multiplication and division systems.

**Book 4** Flip flops; shift registers; asynchronous and synchronous counters; ring, Johnson and exclusive-OR feedback counters; random access memories (RAMs) and read only memories (ROMs).

**Book 5** Structure of calculators; keyboard encoding; decoding display data; register systems; control unit; program ROM; address decoding; instruction sets; instruction decoding; control programme structure.

**Book 6** Central processing unit (CPU); memory organization; character representation; program storage; address modes; input/output systems; program interrupts; interrupt priorities; programming; assemblers; computers; executive programs; operating systems and time sharing.

### Flow Charts and Algorithms

are the essential logical procedures used in all computer programming and mastering them is the key to success here as well as being a priceless tool in all administrative areas - presenting safety regulations, government legislation, office procedures etc.

### THE ALGORITHM WRITER'S GUIDE £4.00

explains how to define questions, put them in the best order and draw the flow chart, with numerous examples.

## Microcomputers are coming - ride the wave! Learn to program.

Millions of jobs are threatened but millions more will be created. Learn BASIC - the language of the small computer and the most easy-to-learn computer language in widespread use. Teach yourself with a course which takes you from complete ignorance step-by-step to real proficiency with a unique style of graded hints. In 60 straightforward lessons you will learn the five essentials of programming: problem definition, flowcharting, coding the program, debugging, clear documentation. Harder problems are provided with a series of hints so you never sit glassy-eyed with your mind a blank. You soon learn to tackle really tough tasks such as programs for graphs, cost estimates, compound interest and computer games.



### COMPUTER PROGRAMMING IN BASIC £9.00

**Book 1** Computers and what they do well; READ, DATA, PRINT, powers, brackets, variable names; LET; errors; coding simple programs.

**Book 2** High and low level languages; flowcharting; functions; REM and documentation; INPUT, IF...THEN, GO TO; limitations of computers, problem definition.

**Book 3** Compilers and interpreters; loops, FOR...NEXT, RESTORE; debugging; arrays; bubble sorting; TAB.

**Book 4** Advanced BASIC; subroutines; string variables; files; complex programming; examples; glossary.

### THE BASIC HANDBOOK £11.50

This best-selling American title usefully supplements our BASIC course with an alphabetical guide to the many variations that occur in BASIC terminology. The dozens of BASIC 'dialects' in use today mean programmers often need to translate instructions so that they can be RUN on their system. The BASIC Handbook is clear, easy to use and should save hours of your time and computer time. A must for all users of BASIC throughout the world.

### A.N.S. COBOL £4.40

The indispensable guide to the world's No. 1 business language. After 25 hours with this course, one beginner took a consulting job, documenting oil company programs and did invaluable work from the first day. Need we say more?

### GUARANTEE - No risk to you

If you are not completely satisfied your money will be refunded on return of the books in good condition.

Please send me:-

....Digital Computer Logic & Electronics @ £7.00

....Design of Digital Systems @ £12.50

....Algorithm Writer's Guide @ £4.00

....Computer Programming in BASIC @ £9.00

....BASIC Handbook @ £11.50

....A.N.S. Cobol @ £4.40

#### FOUR WAYS TO PAY:

1) A U.K. cheque or a U.K. postal order (Not Eire or overseas)

2) A bank draft, in sterling on a London bank (available at any major bank)

3) Please charge my Access/M.Ch. ☐ Barclay/TrustC/isa ☐ Am. Exp. ☐ Diners ☐

4) Or phone us with these credit card details - 0480 67446 (ansaphone) 24 hour service

Card No. .... Signed .....

THESE PRICES COVER THE COST OF SURFACE MAIL WORLDWIDE. AIRMAIL: Eur, N.A.F. Mid. E. add ½ to price of books: Jpn. Aus. N.Z. Pcf. add ¾; elsewhere add ½

Name .....

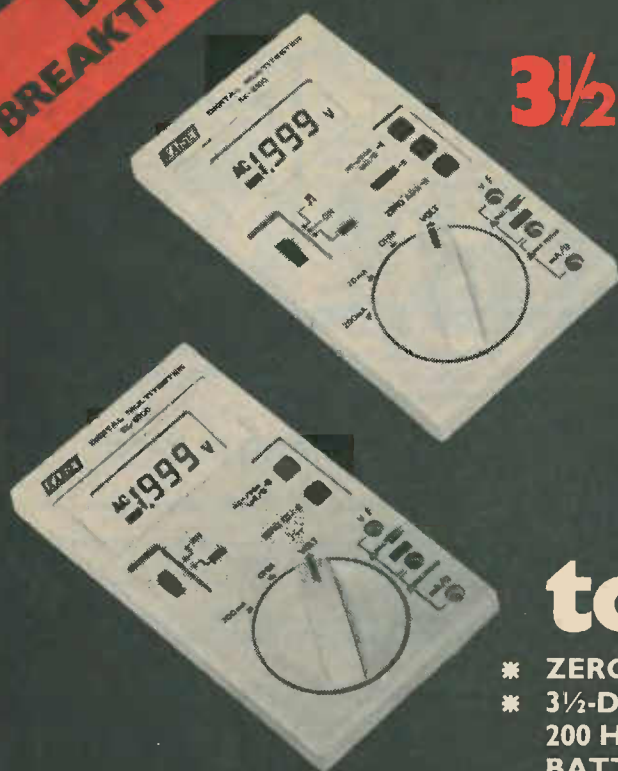
Address .....

U.K. Delivery: up to 28 days

Cambridge Learning, Unit 34 Rivermill Site, FREEPOST, St. Ives, Huntingdon, Cambs, PE17 4BR England.  
Reg. in Eng. No. 1328762



**DMM  
BREAKTHROUGH**



**If you want an  
Autoranging  
3½-digit LCD DMM  
For only  
£39.95  
(inc VAT)**

**We've got  
to hand it to you!**

- \* ZERO ADJUSTMENT
- \* 3½-DIGIT LCD WITH 200 HRS CONTINUOUS BATTERY LIFE
- \* AUTO 'BATT' WARNING
- \* FULL AUTORANGING
- \* AUTO UNIT DISPLAY
- \* CONTINUITY TEST (6110 and 6100 only)
- \* 10 AMP AC/DC (6110 and 6220 only)

**Introducing the latest professional state-of-the-art 3½-digit DMM – at really old-fashioned prices! From just an unbelievable £39.95 inc. VAT, plus £1.15 p&p!**

	6100	6110	6200	6220
RESOLUTION	1mV, 10µA, 0.1Ω on all models			
FULL AUTO RANGING	✓	✓	✓	✓
RANGE HOLD	✓	✓	✓	✓
UNITS OF MEASUREMENT DISPLAYED	mV, V, mA	mV, V, mA, A	mV, V, mA	mV, V, mA, A
FUNCTIONS DISPLAYED	Ω, KΩ, AUTO, BATT, ADJ, LO, – and AC			
MEASURES DC VOLTAGE TO:	1000V	1000V	1000V	1000V
MEASURES AC VOLTAGE TO:	750V	750V	750V	750V
MEASURES AC/DC CURRENT TO:	200mA	10A	200mA	10A
ZERO ADJUSTMENT	Zeros out minute test-lead resistances for precise measurements			
ACCURACY	0.5%	0.5%	0.8%	0.8%
LOW POWER OHM RANGES	For in-circuit resistance measurements on all models			
BUZZER – Continuity Test	✓	✓	✓	✓
BUZZER – Over Range Indicator	✓	✓	✓	✓
COMPLETE WITH	Batteries, pair of Test Leads, Spare Fuse, One Year's Guarantee			
PRICE	ONLY £64.95	ONLY £74.95	ONLY £39.95	ONLY £49.95
p&p	£1.15	£1.15	£1.15	£1.15

Why such a low, low price?  
Because the A/D converter and display are custom built! This is a genuine top-spec DMM. Check these features for unbeatable value – you won't find a hand-held DMM with these features at these prices again!

I believe you! Please send me the DMM/s as marked.

\_\_\_\_\_ 6200 @ £41.10 each, inc. VAT, p&p. Total price £ \_\_\_\_\_  
 \_\_\_\_\_ 6220 @ £51.10 each, inc. VAT, p&p. Total price £ \_\_\_\_\_  
 \_\_\_\_\_ 6100 @ £66.10 each, inc. VAT, p&p. Total price £ \_\_\_\_\_  
 \_\_\_\_\_ 6110 @ £76.10 each, inc. VAT, p&p. Total price £ \_\_\_\_\_

Total cash/cheque enclosed £ \_\_\_\_\_  
 Cheques payable to  
 Maclin-Zand Electronics Ltd., please.

Available exclusively from the company that gives  
 you tomorrow's technology today.  
 38 Mount Pleasant, London WC1X 0AP.  
 Tel. 01-278 7369/01-837 1165

ACCESS orders taken. Please write card no. and signature.

ACCESS NO. \_\_\_\_\_

Name \_\_\_\_\_

Address \_\_\_\_\_

Signed \_\_\_\_\_



**Maclin-Zand**

Making state-of-the-art affordable.

To: Maclin-Zand Electronics Ltd., 38 Mount Pleasant, London WC1X 0AP.  
 Despatch by return. For overseas orders, please add £5 to cost of total order package.

1WW



# IDEAS + IDEALS

An ideal cartridge would weigh nothing. Its stylus would have zero effective tip mass and infinite compliance.

An ideal arm would have zero effective mass and infinite compliance.

These are properties of a ray of light and movement towards this goal has continued since the

earliest days of reproducing machines with their massive sound boxes and tone arms.

The extent of departure from these ideals is the measure of unwanted mechanical energy reacted in the record, turntable and pick-up arm.

The effective mass of the Series III precision pick-up arm is a mere 5.25 grams and it will deflect under a force of less than 20 milligrams applied at 9" radius.

A pick-up arm has physique but not personality. It is as happy with a moving coil as a moving magnet or moving iron but mass and compliance are another matter.

With a high mass arm you are permanently committed to a low compliance cartridge, with a Series III you always have freedom of choice. Its mass can be raised by the addition of a neat weight which we can supply to place in the shell and lowered again when desired by removing it or using another interchangeable CA-1 carrying arm.

Low compliance cartridges can be thought of as high compliance cartridges in an earlier stage of development. History and design logic establishes this as progress, anticipate it with

# SME

*the best pick-up arm in the world*



Write to Dept 0659  
SME Limited, Steyning  
Sussex, BN4 3GY  
England



## The finest amplification kits from Crimson Elektrik

### ★★★★ LATEST DEVELOPMENTS ★★★★★

CRIMSON ELEKTRIK Power amplifiers are the most sophisticated on the market today. Yet now with the latest issue 5 innovations THEY ARE EVEN BETTER! We have included sonic improvements and developed a unique electronic protection circuit which obviates the need for output fuses. In fact, such fuses can seriously degrade the performance of an amplifier. They can blow under heavy drive conditions — even with non-faulty loads (due to thermal fatigue), they can be a time-consuming nuisance and even dangerous to replace, but more importantly they are responsible for 'envelope distortion' i.e., dynamic compression of the signal, even fuses in the feedback loop suffer from the first two disadvantages, and the latter to a lesser extent.



### ★★★★ BEST VALUE ★★★★★

CRIMSON have an enviable reputation for supplying the best value amplifier kits. You can prove this to yourself by checking out the competition in the following crucial areas: ★ professional grade phono sockets for ALL signal connections ★ Silver/Gold plated switch contacts ★ Adequate heatsinking for full-rated output ★ Available from stock ★ Manufactured by a specialist company with a reputation for friendly and helpful service before and AFTER sale ★ Forms the basis for high quality active loudspeaker systems. Considering the advantages of CRIMSON Kits, why choose anything else?

### ★★★★ SOUND ADVICE ★★★★★

Crimson Amplifiers are versatile and dependable. The new CP3000 will give up to 300 watts into 4 ohms at 0.03% THD and is the obvious choice for P.A. and Discos requiring the best performance. For Hi-Fi we produce the ever-popular pre- and power amp hardware kits which enable our advanced modules to be housed in attractive metalwork and include everything down to the last nut and bolt.

Our Pre-amplifier can be fitted with the moving coil module allowing it to be used with the latest M.C. cartridge (which can now be bought for as little as £30).


Write for details, specifications and full price list or send 50p, cheque/P.O. for our comprehensive application/user's manual.

Space precludes us from publishing all our products and prices, below are just a few examples:

★ Power Amp Modules (single channel)	
CE 608 (60 WRMS/8 ohms)	£23.10
CE 1708—(170 WRMS/8 ohms)	£38.50
CP 3000—(300 WRMS/4 ohms)	£58.00
★ 60 + 60 watt stereo pre and power amplifier complete kit	£208.86
★ Stereo Moving Coil Pre-Pre Amplifier Module MC1	£28.50
★ 3 Way Active Crossover (single channel)	£32.60

Don't forget, Crimson modules are available throughout the country from all branches of Marshalls and Mail Order from Badger Sound Services and, of course, Crimson Elektrik.

Prices include V.A.T. and post to anywhere in the U.K.



# Crimson Elektrik



1A STAMFORD STREET, LEICESTER LE1 6NL  
TELEPHONE: 0533 553508



WW — 018 FOR FURTHER DETAILS

## 3½ DIGIT LCD MULTI-METER KIT

# NEW

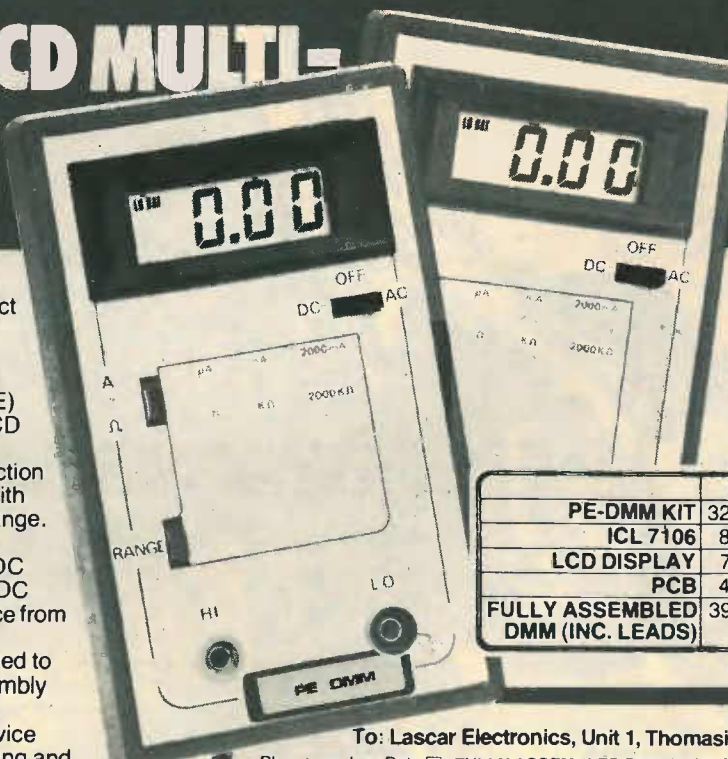
Build the Practical Electronics handheld DMM. This superb product offers professional precision with extended battery life. Five function operation (AC and DC VOLTS, AC and DC CURRENT, RESISTANCE) with ability to check diodes. 0.5" LCD display with 'Battery Low' warning. Auto-polarity, Auto-zero. Full protection against transients and overloads with ability to withstand mains on any range. 0.5% basic DC accuracy and 15 different ranges. It measures AC/DC voltages from 0.1mV to 500V. AC/DC current from 0.1µA to 2A. Resistance from 0.1Ω to 2MΩ. 200 hour battery life.

The Kit contains all parts needed to construct the multimeter plus assembly instructions, battery and test leads.

We also offer a calibration service (£5.00 + VAT) and a trouble-shooting and calibration service (£7.50 + VAT). Various other component parts are also available as listed.

The multimeter is also available fully assembled and calibrated at a cost of £39.70 + P&P + VAT.

Lascar Electronics Ltd., Unit 1, Thomasin Road, Basildon, Essex. Telephone No: Basildon (0268) 727383.



## FEATURED AS A PROJECT IN PRACTICAL ELECTRONICS

	£	P & P	VAT	TOTAL
PE-DMM KIT	32.95	1.00	5.09	39.04
ICL 7106	8.95	0.50	1.42	10.87
LCD DISPLAY	7.95	0.50	1.27	9.72
PCB	4.95	0.50	0.82	6.27
FULLY ASSEMBLED DMM (INC. LEADS)	39.70	1.25	6.14	47.09

To: Lascar Electronics, Unit 1, Thomasin Road, Basildon, Essex.

Please send me Data ☐ FULLY ASSEMBLED DMM (INC. LEADS) £47.09 ☐

PE-DMM KIT £39.04 ☐ ICL 7106 £10.87 ☐ LCD DISPLAY £9.72 ☐ PCB £6.27 ☐

Name \_\_\_\_\_

Address \_\_\_\_\_

Tel. No. \_\_\_\_\_

I enclose cheque/P.O. value \_\_\_\_\_

WW — 041 FOR FURTHER DETAILS



# ANNOUNCING TWO BRAND NEW THANDAR INSTRUMENTS

## TF200 LCD FREQUENCY METER

The TF200 has the professional specification you need with true portability, small size and low weight combined in a robust, low cost instrument.

- \* Wide frequency range - 10Hz to 200MHz (600 MHz prescaler available shortly)
- \* High sensitivity- 10mV rms
- \* Versatile- Lo f, Hi f, Time Av. period and totalise functions
- \* Battery or mains operation

\* Only £145 + £21.75 VAT (including batteries)

200 HOURS  
BATTERY LIFE

## OTHER PORTABLE TEST INSTRUMENTS IN THE THANDAR RANGE

### SC110 Single-Trace Portable Oscilloscope

10MHz band width 10mV/div sensitivity.  
£139.00 + £20.85 VAT

### DM450 4½ Digit Multimeter

34 ranges; 0.05% basic accuracy  
£99.00 + £14.85 VAT

### DM350 3½ Digit Multimeter

34 ranges 0.1% basic accuracy  
£72.50 + £10.88 VAT

### DM235 3½ Digit Multimeter

21 ranges; 0.5% basic accuracy  
£52.50 + £7.88 VAT

### PFM200 Pocket Frequency Meter

20Hz - 200MHz; 10mV sensitivity  
£49.80 + £7.47 VAT

### PDM35 Pocket Digital Multimeter

16 ranges; 1% basic accuracy  
£34.50 + £5.18 VAT


## LEADER

Sinclair Electronics Ltd is also the sole U.K. importer for Leader Electronic Corp. of Japan who feature an extensive range of high quality products including oscilloscopes and audio, TV, video, radio amateur and C.B. test equipment.

# NEW

Thandar are proud to introduce two brand new bench/portable instruments as part of an expanding range of test equipment. Housed in stylish compact cases, the Thandar TF200 Frequency Meter and TG105 Pulse Generator both provide portable versatility for bench and field use. Both have wide range specifications with robustness and reliability at prices that are hard to beat. All Thandar products carry a full 1-year warranty and are backed by the resources and enthusiasm of a company committed to the development and manufacture of high quality equipment.

# NEW



## TG105 PULSE GENERATOR

A comprehensive specification at a highly competitive price! Easy to operate and ideal for laboratory test bench or educational use.

- \* Wide frequency range- 5Hz to 5MHz
- \* Independent, fully variable period and pulse control
- \* Very wide duty cycle capability
- \* Auto-lockout of inadmissible control settings
- \* Additional TTL output
- \* Full gating and single-shot facilities
- \* Only £85 + £12.75 VAT

For full technical details together with price list and stockist list please contact:

**thandar**  
SINCLAIR ELECTRONICS LTD  
London Road, St. Ives, Huntingdon, Cambs. PE17 4HJ.  
Telephone: St. Ives (0480) 64646. Telex: 32250

Sinclair Electronics Ltd. reserve the right to alter prices and specifications on Thandar equipment without prior notice.  
WW — 008 FOR FURTHER DETAILS



# Britain's first com puter kit.

## The Sinclair ZX80.

# £79.95

### Price breakdown

ZX80 and manual: £69.52

VAT: £10.43

Post and packing FREE

Please note: many kit makers quote VAT-exclusive prices.

You've seen the reviews... you've heard the excitement... now make the kit!

This is the ZX80. 'Personal Computer World' gave it 5 stars for 'excellent value.' Benchmark tests say it's faster than all previous personal computers. And the response from kit enthusiasts has been tremendous.

To help you appreciate its value, the price is shown above with and without VAT. This is so you can compare the ZX80 with competitive kits that don't appear with inclusive prices.

### 'Excellent value' indeed!

For just £79.95 (including VAT and p&p) you get everything you need to build a personal computer at home... PCB, with IC sockets for all ICs; case; leads for direct connection to a cassette recorder and television (black and white or colour); everything!

Yet the ZX80 really is a complete, powerful, full-facility computer, matching or surpassing other personal computers at several times the price.

The ZX80 is programmed in BASIC, and you can use it to do quite literally anything from playing chess to managing a business.

The ZX80 is pleasantly straightforward to assemble, using a fine-tipped soldering iron. It immediately proves what a good job you've done; connect it to your TV... link it to an appropriate power source\*... and you're ready to go.

### Your ZX80 kit contains...

- Printed circuit board, with IC sockets for all ICs.
- Complete components set, including all ICs—all manufactured by selected world-leading suppliers.
- New rugged Sinclair keyboard, touch-sensitive, wipe-clean.
- Ready-moulded case.
- Leads and plugs for connection to domestic TV and cassette recorder. (Programs can be SAVED and LOADED on to a portable cassette recorder.)
- FREE course in BASIC programming and user manual.

### Optional extras

- Mains adaptor of 600 mA at 9 V DC nominal unregulated (available separately—see coupon).
- Additional memory expansion boards allowing up to 16K bytes RAM. (Extra RAM chips also available—see coupon).

\*Use a 600 mA at 9 V DC nominal unregulated mains adaptor. Available from Sinclair if desired (see coupon).

### The unique and valuable components of the Sinclair ZX80.

The Sinclair ZX80 is not just another personal computer. Quite apart from its exceptionally low price, the ZX80 has two uniquely advanced components: the Sinclair BASIC interpreter; and the Sinclair teach-yourself BASIC manual.

The unique Sinclair BASIC interpreter offers remarkable programming advantages:

- **Unique 'one-touch' key word entry:** the ZX80 eliminates a great deal of tiresome typing. Key words (RUN, PRINT, LIST, etc.) have their own single-key entry.
- Unique syntax check. Only lines with correct syntax are accepted into programs. A cursor identifies errors immediately. This prevents entry of long and complicated programs with faults only discovered when you try to run them.
- Excellent string-handling capability—takes up to 26 string variables of any length. All strings can undergo all relational tests (e.g. comparison). The ZX80 also has string input-to request a line of text when necessary. Strings do not need to be dimensioned.
- Up to 26 single dimension arrays.
- FOR/NEXT loops nested up to 26.
- Variable names of any length.
- BASIC language also handles full Boolean arithmetic, conditional expressions, etc.
- Exceptionally powerful edit facilities, allows modification of existing program lines.
- Randomise function, useful for games and secret codes, as well as more serious applications.
- Timer under program control.
- PEEK and POKE enable entry of machine code instructions. USR causes jump to a user's machine language sub-routine.
- High-resolution graphics with 22 standard graphic symbols.
- All characters printable in reverse under program control.
- Lines of unlimited length.

### Fewer chips, compact design, volume production—more power per pound!

The ZX80 owes its remarkable low price to its remarkable design: the whole system is packed on to fewer, newer, more powerful and advanced LSI chips. A single SUPER ROM, for instance, contains the BASIC interpreter, the character set, operating system, and monitor. And the ZX80's 1K byte RAM is roughly equivalent to 4K bytes in a conventional computer—typically storing 100 lines of BASIC. (Key words occupy only a single byte.)

The display shows 32 characters by 24 lines.

And Benchmark tests show that the ZX80 is faster than all other personal computers.

No other personal computer offers this unique combination of high capability and low price.

**Z80 A microprocessor**—new, faster version of the famous Z-80 microprocessor chip, widely recognised as the best ever made.


**Sockets for TV, cassette recorder, power supply.**

**SUPER ROM.**

**Clock. Rugged, flush, Sinclair keyboard.**


**RAM chips.**

**UHF TV modulator.**







# plete



## ZX80 software – now available!

See advertisements in Personal Computer World, Electronics Today International, and other journals.

New dedicated software – developed independently of Science of Cambridge – reflects the enormous interest in the ZX80. More software available soon – from leading consultancies and software houses.



### The Sinclair teach-yourself BASIC manual.

If the specifications of the Sinclair ZX80 mean little to you – don't worry. They're all explained in the specially-written 128-page book *free* with every kit! The book makes learning easy, exciting and enjoyable, and represents a complete course in BASIC programming – from first principles to complex programs. (Available separately – purchase price refunded if you buy a ZX80 later.) A hardware manual is also included with every kit.

### The Sinclair ZX80. Kit: £79.95. Assembled: £99.95. Complete!

The ZX80 kit costs a mere £79.95. Can't wait to have a ZX80 up and running? No problem! It's also available, ready assembled and complete with mains adaptor, for only £99.95.

Demand for the ZX80 is very high: use the coupon to order today for the earliest possible delivery. All orders will be despatched in strict rotation. We'll acknowledge each order by return, and tell you exactly when your ZX80 will be delivered. If you choose not to wait, you can cancel your order immediately, and your money will be refunded at once. Again, of course, you may return your ZX80 as received within 14 days for a full refund. We want you to be satisfied beyond all doubt – and we have no doubt that you will be.

**Sinclair ZX80**  
**Science of Cambridge Ltd**  
 6 Kings Parade, Cambridge, Cambs., CB2 1SN.  
 Tel: 0223 311488.

### ORDER FORM

To: Science of Cambridge Ltd, 6 Kings Parade, Cambridge, Cambs., CB2 1SN.  
 Remember: all prices shown include VAT, postage and packing. No hidden extras.  
 Please send me:

Quantity	Item	Item price £	Total £
	Sinclair ZX80 Personal Computer kit(s). Price includes ZX80 BASIC manual, excludes mains adaptor.	£79.95	
	Ready-assembled Sinclair ZX80 Personal Computer(s). Price includes ZX80 BASIC manual and mains adaptor.	£99.95	
	Mains Adaptor(s) (600 mA at 9 VDC nominal unregulated).	8.95	
	Memory Expansion Board(s) (each one takes up to 3K bytes).	12.00	
	RAM Memory chips – standard 1K bytes capacity	16.00	
	Sinclair ZX80 Manual(s) (manual free with every ZX80 kit or ready-made computer).	5.00	

NB. Your Sinclair ZX80 may qualify as a business expense.

**TOTAL £**


I enclose a cheque/postal order payable to Science of Cambridge Ltd for £ \_\_\_\_\_  
 Please print

Name: Mr/Mrs/Miss \_\_\_\_\_

Address \_\_\_\_\_



# Dutchgate



## The Hitachi range of Low Cost Portable Oscilloscopes

Dutchgate offer the full range of Hitachi innovative Oscilloscopes each with a **two year warranty**. These easy to operate oscilloscopes featuring wider width band and integrated circuitry offer increased stability, improved reliability and excellent performance.

The vast experience gained by Dutchgate as specialists in servicing and maintaining test and measurement instrumentation will be used to effect a fully reliable and efficient after sales service.

Test Dutchgate today — by asking for details of the Hitachi Low Cost Portable Oscilloscopes and then measure the result.

## Dutchgate Ltd

Authorised agents for  **Hitachi Denshi (UK) Ltd.**


TIMEBASE 94, ALFRISTON GARDENS  
SHOLING, SOUTHAMPTON Telephone: (0703) 431323

WW — 060 FOR FURTHER DETAILS

# HAMEG

## OSCILLOSCOPES

TOP PERFORMANCE,  
QUALITY AND VALUE



**HM 307 ..... £149**  
Single Trace DC-10MHz  
Plus Built-in Component  
Tester

**HM 312 ..... £250**


Dual Trace DC-20MHz  
5mV/cm, Full X-Y, 30MHz  
Trigger, plus TV Trigger

**HM 412 ..... £350**

Dual Trace DC-20MHz  
5mV/cm, X-Y, 40MHz Trigger  
plus Sweep Delay

**HM 512 ..... £580**

Dual Trace DC-50MHz  
5mV/cm, X-Y, 70MHz  
Trigger Sweep Delay, plus Single  
Shot, Sweep Delay and After  
Delay Trigger



**HM 812 ..... £1,458**

Dual Trace as per HM 512 plus  
Storage, Automatic Storage and  
Variable Persistence

Prices U.K.  
List Ex. VAT

For  
FULL DETAILS and  
DISTRIBUTOR LIST  
contact:

**HAMEG LTD.**


**74-78 Collingdon St.  
Luton, Beds LU1 1RX  
Tel: (0582) 413174**



# KIKUSUI

**NOW EVEN  
MORE SCOPES  
FOR YOUR MONEY.**

We promised more - and here they are. High Performance, advanced design - at prices that are incredibly low. Just read the specs below, and if you don't see what you want, shout! There's over 14 new, sensational scopes in the Kikusui range.




**THE MOST COMPLETE  
DUAL CHANNEL 50MHz  
SCOPE AVAILABLE Model 5650 & 5650E**

50MHz.5mV 5 x MAG 1 mV.10MHz, Alternate Time Base Alternate Trigger - 500KHz Chop Frequency, Auto Level (Lock) Circuit Calibrated Delay Sweep - One Touch Triggered Delay, Variable Hold Off - B ends A With CH1 Output Signal (5650E), One Touch X-Y Operation Rectangular CRT, Internal Graticule (5650 Illuminated), Linear Focus  
**5650 £ 945; 5650E £865**

**A PORTABLE, HIGH PERFORMANCE,  
RELIABLE DUAL CHANNEL 35MHz SCOPE Model 5630**

35MHz.5mV 5 x MAG 1 mV.10MHz Alternate Trigger - 500 KHz Chop Frequency Calibrated Delayed Sweep - One Touch Triggered Delay Auto Level (Lock) Circuit, Variable Hold Off - B ends A, One Touch X-Y Operation Rectangular CRT, Internal Graticule Illuminated, Linear Focus  
**ONLY £ 795**




**A LOWER PRICE, HIGHER  
PERFORMANCE, DUAL CHANNEL  
35MHz SCOPE Model 5531**

35MHz.5mV 5 x MAG 1 mV.15MHz Automatic Selection Alternate/Chop (200KHz) and Chop Only Mode Delayed Sweep - One Touch Triggered Delay Variable Hold Off, One Touch X-Y Operation, Auto Focus Internal Graticule High Brightness CRT (Non- illuminated)  
**ONLY £ 500**



**LOW PRICE, HIGH VALUE, DUAL  
CHANNEL 35MHz SCOPES  
Models 5530/5530GR**

35MHz.5mV 5 x MAG 1mV.10MHz 5530: Illuminated External Graticule 5530GR: Internal Graticule (Non-illuminated) Post-Accelerating High Brightness CRT Vertical Delay Line Built-in One Touch X-Y Operation  
**ONLY £ 395**



**A LOWER PRICED, HIGH  
PERFORMANCE 20MHz SCOPE  
Model 5520**

20MHz.5mV 5 x MAG 1mV.10MHz One Touch X-Y Operation TV Sync Separator (Trigger) Single Sweep Function High Brightness CRT  
**ONLY £ 230**

Prices exclude VAT,  
and are correct at time of going to press.

**THERE'S EVEN MORE 'SCOPE' FOR YOUR MONEY FROM TELONIC BERKELEY**



**TELONIC/BERKELEY U.K**

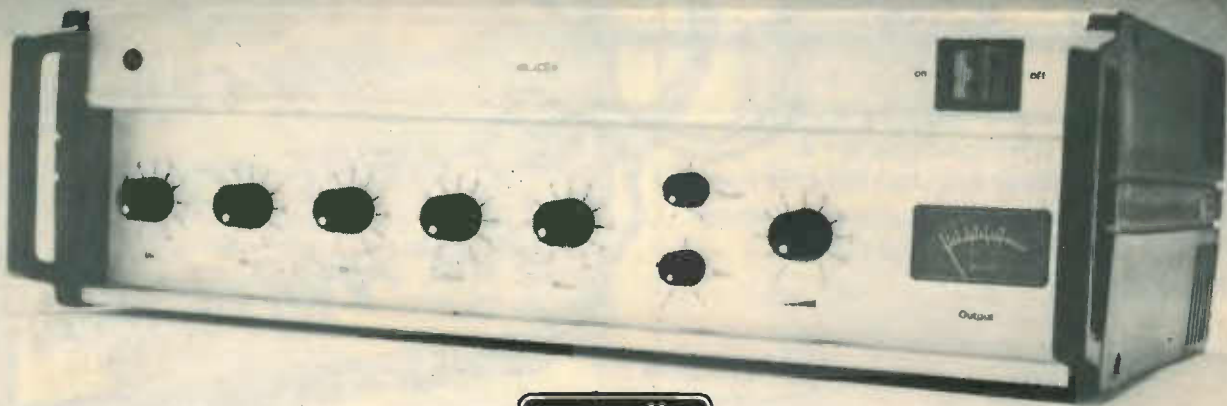
2, Castle Hill Terrace, Maidenhead, Berkshire SL6 4JR  
Telephone: Maidenhead (0628) 28057 Telex: 849131 Telber G



## Newport Range—

Sound reinforcement and public address  
amplifiers; 30, 60, 120 or 200 watts—  
with a range of 10 models for free  
standing and rack mounting use—  
*engineered for reliability*

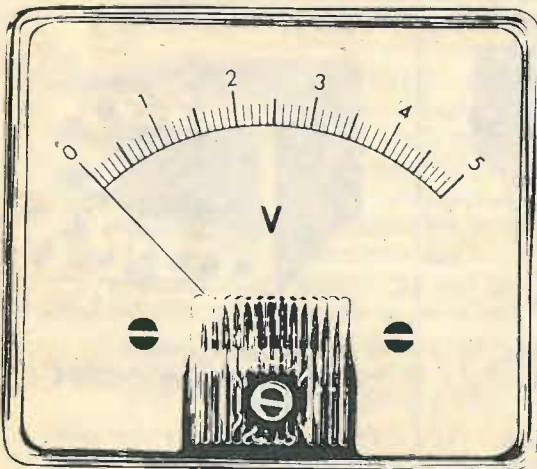
**BUILT FOR  
RELIABILITY**



**audix**

Audix Limited, Station Road, Wenden, Saffron Walden, Essex CB11 4LG  
Tel: Saffron Walden (0799) 40888; Telex: 817444

## METER PROBLEMS?



137 Standard Ranges in a variety of  
sizes and stylings available for 10-14  
days delivery. Other Ranges and  
special scales can be made to order.

Full Information from:

**HARRIS ELECTRONICS (London)**

138 GRAYS INN ROAD, W.C.1 Phone: 01/837/7937

WW — 070 FOR FURTHER DETAILS


## PRODUCTION TESTING

## DEVELOPMENT

## SERVICING

## POWER UNITS

Now available with  
3 OUTPUTS



Type 250VRU/30/25

OUTPUT 1: 0-30v, 25A DC

OUTPUT 2: 0-70v, 10A AC

OUTPUT 3: 0-250v, 4A AC

ALL  
Continuously  
Variable

**Valradio**

VALRADIO LIMITED, BROWELLS LANE, FELTHAM  
MIDDLESEX TW13 7EN  
Telephone: 01-890 4242/4837

WW — 026 FOR FURTHER DETAILS



## Complete Audio/Tuner Kits



### Mk III FM Tuner series

Carriage for Mk III tuner £3 inc

The Mark III series FM tuner has been updated, and now includes a centre zero tuning meter as standard. The instruction manual has been meticulously revised, enabling easy assembly by constructors of various levels of experience - a preview copy may be purchased for £1.00.

Mark III A series 'Reference series' tuner modules .....£171.35 inc.  
Mark III B series 'Hyperfi' modules, with switched IF BW, pilot cancel decoder .....£198.95 inc.

A matching synthesiser unit will be made available later this year, and can be retrofitted to either version. All versions include digital frequency readout/clock, VU deviation meters, 6 preset stations, 10 turn pot manual tuning, toroidal PSU, output level adjustment, 110/240v AC input. Full alignment service available.

### Power Amplifier

Style and performance - with a real 'belt and braces' PSU design.

After a couple of preview comments, it seems that many of you are waiting to hear about the matching HMOSFET power amplifier for the Mk III tuner. Well, it's out at last - complete with twin toroidal PSUs for comfortable 80W RMS per channel, over 100W peak, but limited by thermal shutdown of the HMOS. 10W-100W log LED output peak indicator, DC offset protection and switch-on pause relay. AC or DC input coupling, direct or relay protected output terminals. The works.  
Only one version of this item: Complete kit .....£178.25 inc. Carr. £5.

### Preamplifier

More features and facilities, thanks to DC switching and control design

Previewing the most comprehensive audio preamplifier yet..... DC switching of 7 inputs, plus two tape in/outs. 2 low pass, 2 high pass active filters, genuine volume related loudness, 1dB channel matching, with DC volume, balance, bass and treble controls. Suitable for bus/remote control, tape dubbing, switched monitor etc. 80dB S/N, THD -75dB or better. Pluggable PU equalization boards, tone control override. Price for complete unit about £149 ex VAT.

## Semiconductors

### Radio/Communications ICs

FOR COMPLETE LISTINGS - SEE OUR NEW PRICELIST

CA3089E	2.11	HA1197	1.61	SD6000	4.31
CA3189E	2.53	CA3123E	1.61	TDA4420	2.59
HA1137W	1.95	TDA1072	3.09	MC1330P	1.38
HA1222S	2.47	TBA651	2.53	MC1350P	1.38
HA12412	2.81	TDA1090	3.51	KB4412	2.24
KB4420	1.95	TDA1220	1.61	KB4413	2.24
TBA120S	1.15	TDA1083	2.24	KB4417	2.53
KB4406	0.80	TDA1062	2.24	MC3357P	3.16

SL1610	1.84	SL1626	2.80
SL1611	1.84	SL1630	1.86
SL1612	1.84	SL1640	2.17
SL1613	2.17	SL1641	2.17
SL1620	2.50	SL6600	4.31
SL1623	2.80	SL6640	3.16
SL1624	3.77	SL6690	3.68
SL1625	2.50	MC1496	1.44

### VARIACAP DIODES.....

A section from our PL:

BA102	0.35	16:1 ratio AM tuning	
BB204	0.41	KV1215 9v triple	2.93
BB105	0.41	KV1211 9v dual	2.01
BB109	0.31	KV1225 25v triple	3.16
MVAM2	1.93	BB212 9v dual	2.25

### POWER MOSFETS

100W PA's made simple

Since pioneering the 100W complementary MOSFET technique - Hitachi have developed a range of output devices and drivers that ought to revolutionise opinions and attitudes towards the design of all LF amplification systems. We have a new 48 page application note (£1.50 inc) and complete sets of parts, modules and now the new complete PA system (see above).

2SK133 120v N-ch 100W MOSFET £6.33 2SJ48 Pch complement £6.33  
2SK135 160v N-ch 100W MOSFET £7.29 2SJ50 Pch complement £7.39  
PA101B Kit for 100W MOSFET PA less Heatsink £16.10 (£23 inc heatsink/bkt)

### ULTRA LOW NOISE PU PREAMPLIFIER

The HA12017 is the last word in PU preamps, and general low noise audio design. It is an SIL IC, with 86dB S/N in RIAA configuration, 10v RMS output capability, 0.002% typ THD at 10v RMS output (imagine the overload margin !!). It comfortably supercedes discrete circuit designs in terms of price/performance, and takes the art beyond the TDA1042's capabilities. (Replaces HA1457) £1.80 each - or an RIAA applications PCB with two ICs for £5.75. Complete with Rs&Cs £9.95.

### Radio Control ICs

We have various RC ICs, including NE544 NE5044, and two new ones from OKI

KB4445 - 4 channel dig-prop. FM TX IC. 30mW out (amplifiable) £2.30 inc  
KB4446 - 4/5 ch. dig. prop FM RX IC. Suits KB4445 or RCME syst. £2.65.  
KB4445/6 pair: £4.75. New 8 page data sheet 35p + SAE. More RC ICs in list

### CMOS, LPSNTTL, TTL, MPU:

Listings in the new pricelist.

Most CMOS is available in low volume - also LPSN. Standard linears and TTL OK.

Things like ICM7216B, ICL8038, 8080A, 6800P, 2708, NE555, NE556, etc

Coming Soon.....

Contain yourselves, RF fans! Not yet ready for a full launch until autumn, but previewed here:

### SSB transceiver system : 10kHz to 1000MHz !!

A modular VLF to UHF SSB TX/RX system at last. With the correct first mixer, the basic PCB covers 10kHz to 1000MHz - using LO fed from ext. source (Our 2 IC Mullard synth for instance) and RF PA for TX. OP. 0.2uV basic sensitivity in HF. Typ cost for HF synth SSB RX will be less than £200. Add an RF PA for full TRX for another £50. See one in our foyer, and marvel.

CATALOGUES 60p ea., all three for £1.60  
PRICES SHOWN HERE INCLUDE VAT  
POST/PACKAGE CHARGE NOW 35p

Please send an SAE with all enquiries.  
Phone orders by ACCESS - but minimum £5  
Callers welcome

**ambit**  
INTERNATIONAL

**200 North Service Road, Brentwood, Essex**

TELEPHONE (STD 0277) 230909 TELEX 995194 AMBIT G POSTCODE CM14 4SG

WW - 051 FOR FURTHER DETAILS

## Radio/Audio/Communications Modules

### LW-MW-SW-SW DC tuned and switched

91072: All switching of bands by a single pin to gnd. Varicap tuned, with LO output for synth. MW/LW version or MW/LW plus 1 or 2 SW bands  
MW/LW: £15.58 +1SW £16.73

### VHF Tunerheads

Europe's largest stock range for broadcast and communications. Probably also the world's - details in the catalogues and PL. Specials are also supplied in the region 30-220MHz.

### Pilot Cancel PLL Stereo decoders

Again, Europe's widest range of stereo decoders including pilot cancel PLL types. The pic shows the 944378 - pilot cancel including post decoder 26/38kHz filtering and muting preamp output

944378.2  
£26.45

### Switched bandwidth FM IF strips

Broadcast FM IF strips for all occasions, including the new 911225 - with diode switched narrow filter option, ultra linear phase ceramic filters, 84dB S/N, and 0.04% THD (40kHz deviation). Plus usual things like AGC, AFC, dev. mute, level meter drive. £23.95 (supplied in screen can with 0.1 edge connection system) Also the 7230 hyperfi series - as the 911225, but with slope controlled AFC that operates in conjunction with signal level - and an extra IF amp stage for DXing.

### Various digital frequency displays

The World's largest range of receiver DFM's is now joined by the DFM7 (shown) - and L shaped version of the DFM3 with remote display mount connector possibility. 1kHz SW resolution with 455kHz or 10.7MHz offsets, 100Hz res up to 3.9999MHz, and VHF to 299.99 MHz in 10kHz steps : £41.75



## Components

### Crystal Filters

Most popular types are available ex-stock, and in quantity.

10.7MHz	25kHz Channel spacing 8pole	£16.67
	12%kHz	£17.82
	2.4kHz SSB	£19.78
	Monolithic dual roofing filter	£2.30
34.5MHz	1.3dB loss, 80dB stopband HF	
	first filter in synth. RX	£36.80
RC XTALS	FM pairs (no splits)	£3.74
	AM pairs	£3.57
USB/LSB	Xtals for 10.7SSB filter	£2.88 ea

### Piezo Sounders

The most efficient warning sounders yet

The latest thing in electro-acoustic efficiency. 1mA of drive from CMOS will give an SPL of 83dB - 10v RMS drive from CMOS uses 3mA for 100dB SPL at 4.8kHz (88dB at 1.65kHz) The data sheets shows various drive circuits, and give full specifications with regard to broadband responses and power consumption etc. 1 off 44p inc. 100 off 28.75p (25p ex vat)

### Keyboard switches and caps

From the world's most widely used switch manufacturers - ALPS - come the biggest and best range of keyswitches, and data entry keyboard switches. The SCM81101 is shown here, with the KT5 2-part cap (with clear top, to enable easy fitting of your chosen legend. Other types are available with built in LED, 90° mounting etc. SCM81101: 17p, KT5: 16p - or 29p/pair



### LCD CLOCKS

### LCD DVM

CM161: 7mm LCD 12/24hr, alarms etc £11.44 each  
CM172: 13mm, 12hr, alarms, timer etc £14.32 each  
CM174: 13mm, 12hr, min/sec stopwatch £14.32 ea  
DVM 176: ICM7106 based LCD 3 1/2 digit £22.36 each



## WHAT'S NEW at AMBIT

**NEW PRICELIST/SHORTFORM:-**  
28 pages, FOC with A5 SAE pse

Bigger print than our recent one page list - and vastly extended

If you still need convincing to invest £1.60 in the cats, be mean and get this first.

**POWER MOSFET APPLICATIONS HANDBOOK by HITACHI :**

£1.50 each - or free with pairs of HMOS and the PA101B

Everything you should know about HMOSFET devices theory and applications.

DWO PLEASE Commercial MA terms on application  
Goods are offered subject to availability, prices subject to change so please phone and check if in doubt.

Parts 1-3  
AMBIT catalogues  
60p ea, or  
£1.60 the lot.




# Guide to Broadcasting Stations

18th Edition

Around the world some thousands of radio stations are sending signals. If you're receiving, this standard guide will tell you who's where. It lists stations broadcasting in the long, medium, short wave and vhf bands, dealing with them by frequency, geographical location and alphabetical order. Sections are helpfully cross referenced. The Wireless World Guide to Broadcasting Stations is the eighteenth edition of a publication which has sold over 270,000 copies. In addition to the stations data, it includes much useful information on radio receivers, aerials, propagation, signal identifications and reception reports.

£3.25 inc. postage.



To: General Sales Dept., Room CP34  
Dorset House, Stamford Street, London SE1 9LU

Please send me \_\_\_\_\_ copy/ies of the Wireless World Guide to Broadcasting Stations (18th edition) @ £3.25 a copy inclusive, (U.K.), \$8 overseas, remittance enclosed. Cheque/P.O. payable to IPC Business Press Ltd.

Name \_\_\_\_\_  
(please print)  
Address \_\_\_\_\_  
\_\_\_\_\_  
\_\_\_\_\_

Registered in England No. 677128  
Registered Office: Dorset House, Stamford Street, London SE1 9LU



# SINCE 1954 PEOPLE HAVE BEEN ASKING "WHAT'S NEW?"

In the last three decades, TRW has had more than its fair share of important breakthroughs which have come to be regarded as milestones in the semiconductor industry.

## THE 1950's

1954 TRW's first product—the improved glass-sealed axial-leaded diode. Still in high production.

1958 TRW invented the VARICAP®—now almost a generic term for the varactor.

1959 The first high power, high frequency transistor.

1959 High reliability semiconductors. Starting with the Minuteman, TRW has been part of every space and missile programme since.

## THE 1960's

1961 TRW invented TTL Integrated circuits.

1962 Pioneered high voltage, triple diffused switching transistors.

1963 High reliability transistors in plastic package—accepted for military applications.

1966 The first transistor designed specifically for CATV.

1968 5W, 2GHz transistors for general use—off the shelf.

## THE 1970's

1970 CATV hybrid amplifiers used in most of today's cable TV systems.

1972 High voltage, high speed monolithic Darlington transistors.

1972 Power Schottky Rectifiers in volume production.

1975 Industry's first monolithic RF L Band circuit.

1976 5W, 5GHz transistors.


1978 Development of L Band radar transistors.

## THE 1980's

The first of the decade's big advances—45W microwave pulse power at S Band transistors. The highest available in the world. The start of a new important family of microwave devices.

In the 1980's TRW RF and TRW Power Semiconductors will keep you ahead with the most technologically advanced, exciting products from the most diverse and reliable range available anywhere.

If you're involved in RF (Reader reply no. 014) or Power (Reader reply no. 013) send for your copy of the new Data Books.




# TRW® SEMICONDUCTORS

MCP Electronics Ltd.,  
38 Rosemont Road,  
Alpertown, Wembley, Middx.  
Telephone 01-902 5941. Telex: 923455.



## SOFTY Software Development System and Eprom Programmer

EX-STOCK



### MICROSYSTEM DEVELOPMENT USING SOFTY

SOFTY is intended for the development of programs which will eventually become software residing in ROM and forming part of a microsystem. During the development stage of a microsystem, SOFTY will be connected in place of the firmware ROM via a ribbon cable, terminated in a 24 pin DIL plug.

Data may be entered into the SOFTY RAM via the **serial port, parallel port, direct memory access, or the keypad**, and manipulated using the **assembler key-functions**. When the program has been entered, the internal microprocessor can be 'turned off', and the external microsystem and its resident microprocessor allowed to access and run the program in SOFTY's RAM and/or programming socket. In this way modification can be made until the required program is complete — **the contents of the RAM being clearly visible as a 'page' on TV or monitor**. 4 pages are available. 2 of the Data RAM and 2 of the programming socket.

In the end, when the program is complete and working, the DIL plug is removed and replaced by an EPROM device programmed by SOFTY. **SOFTY is able to program the 2704/2708/2716 family** which have 3 voltage rails.

To help in the process of program development SOFTY has various assembler key-functions, which include — **block shift without overwriting, block store, cursor control, match byte and displacement calculations (for jumps, etc.)**. A **high-speed cassette interface** is also provided for storing working programs and useful subroutines.

**SOFTY Kit-of-parts** (including zero insertion force socket for EPROM programmer). **Price £115** (inc. VAT p&p). **SOFTY built and tested** — £138 (inc. VAT p&p). **Built SOFTY power supply** — £23 (inc. VAT p&p). Write or telephone for full details.

### NEW — SOFTY CONVERSION CARD — EX-STOCK

Enables SOFTY to program the single rail EPROMS 2508, 2758, 2516, (INTEL 2716), 2532.

Selection of device type and 1K block are by 4-way pcb slide switches. Programming socket is zero insertion force. Supplied ready built and tested with Dip jumper for connection to SOFTY. **£46** (inc. VAT p&p).

### NEW — SOFTY PRINTER CARD — EX-STOCK

● 40 column electrosensitive printer ● 5x7 dot matrix ● software selection of characters per line (1 to 16 bytes) ● push-button printing of EPROM / RAM / Intercursor contents ● Connects to SOFTY card edge ● Well documented ● Supplied ready built and tested, including power supply, edge connector and paper roll for **£166.75** (inc. VAT p&p). Spare paper rolls (28-30 metres / roll) — 4 rolls for **£8** (inc. VAT p&p).

## MODEL 14 EPROM ERASERS



### MODEL UV141 EPROM ERASER

- Fast erase times (typically 20 minutes for 2708 EPROM)
- 14 EPROM capacity
- Built-in 5 to 50 minute timer to cater for all EPROMs
- Safety interlocked to prevent eye and skin damage
- Convenient slide-tray loading of devices
- MAINS and ERASE indicators
- Rugged construction
- Priced at only **£89.70** (inc. VAT, p&p)

### MODEL UV140 EPROM ERASER

Similar to Model UV141 but without timer  
Low price at only **£70.73** (inc. VAT, p&p).


WRITE OR TELEPHONE FOR FULL DETAILS OR SEND CHEQUES / OFFICIAL COMPANY ORDERS TO:

## GP Industrial Electronics Limited

(Retail Sales), Skardon Place, North Hill, Plymouth  
PL4 8HA. Telephone: Plymouth (0752) 28627  
TRADE AND EXPORT ENQUIRIES WELCOME

WW — 028 FOR FURTHER DETAILS

## IQXO-100 SERIES LOW PROFILE CRYSTAL CLOCK OSCILLATORS



- Hermetically sealed metal package
- DIL compatible
- 20.70L x 13.08W x 5.08H (mm)

The frequency range 600 Hz to 30 MHz is covered by both CMOS (600 Hz – 8 MHz) and TTL (150 KHz – 30 MHz) types having an overall tolerance of  $\pm 0.01\%$  from 0 to  $+70^\circ\text{C}$ . For more stringent requirements,  $\pm 0.01\%$  from  $-55$  to  $+125^\circ\text{C}$  is available.

*Many frequencies can be supplied from stock.*



## INTERFACE QUARTZ DEVICES LTD

29 Market Street, Crewkerne, Somerset TA18 7JU  
Crewkerne (0460) 74433 Telex 46283 inface g

WW—083 FOR FURTHER DETAILS

## OLSON

### INSTRUMENT CASES



8 Different sizes



Wall mounted in 4 sizes.



24 Different sizes.



In 4 sizes.

- ★ Advanced design
- ★ High Quality
- ★ Rigid Construction
- ★ Low Price

Panels and cases punched to customer's requirements at very low cost. Please write for details.

OLSON ELECTRONICS LTD.  
Factory No. 8, 5-7 Long St., London E2 8HJ  
Tel. 01-739 2343

WW—080 FOR FURTHER DETAILS



# LEADER TEST INSTRUMENTS

## - more performance and reliability than you ever thought possible



### A Leader instrument for every need.

The full range of Leader Test Equipment, the first choice of engineers around the world, is now available in the U.K.

Leader Products, with a long history of high reliability, backed by a 1-year warranty, are engineered and built to the most rigid standards, and incorporate the latest technology.

#### RADIO/CB/TV TEST

WW — 063



£49

plus VAT

CRT Testers · Pattern Generators · Signal Generators · Antenna Impedance Meters · RF Power Meters · C.B. Signal Generators

#### LSG16 SIGNAL GENERATOR

A compact R.F. generator ideally suited to checking alignment of AM/FM and T.V. receivers.

- Frequency Range 100 KHz — 100 MHz
- Frequency Accuracy  $\pm 1.5\%$
- Crystal Oscillator 1 — 15 MHz
- Modulation Internal 1kHz for A.M.
- Output Voltage 0.1VRMS or higher to 100 MHz

#### GENERAL TEST

WW — 064

Function Generators · Transistor Checkers · LCR Bridges · Power supplies · Millivoltmeters · Curve Tracers · Speaker Analyzers · Home Appliance Testers.

#### LFG1300S SWEEP/FUNCTION GENERATOR

A multipurpose function generator producing five separate waveforms over a wide frequency range.

- Frequency Range 0.002 Hz — 2MHz
- Five different waveforms
- Symmetry function
- Built in Linear/Log Sweep function
- A.M. output · T.T.L. level output



£299

plus VAT

#### AUDIO TEST

WW — 065

Audio Generators · Frequency Response · Recorders · Audio Systems · Analyzers · Wow & Flutter Meters

#### LFR5600 FREQUENCY RESPONSE RECORDER

Designed to graphically record wow and flutter, drift, voltage, temperature and frequency response of Audio equipment.

- Frequency Range 20 Hz — 30KHz
- Variable chart speed
- Voltage range 0.1V, 1V, 10V.
- Sweep Oscillator
- Pilot Signal
- Metered, Swept frequency input/output voltage




£1249

plus VAT

#### OSCILLOSCOPES

4 - 35 MHz Oscilloscopes with more performance and reliability for less cost. The Leader range of oscilloscopes includes 12 models, single and dual trace, for bench or field use. All models offer comprehensive triggering controls, TTL compatible Z-AXIS modulation and convenient colour-keyed front panel layout.



£299

plus VAT

#### LBO508A OSCILLOSCOPE

With 20MHz bandwidth and 10 mV input sensitivity on a 5" screen this universal oscilloscope is suitable for a wide range of applications.

- 5" Dual trace
- DC-20 MHz bandwidth (vert amp)
- 10 mV Sensitivity
- Sweep mode: chop · ALT, CH1, CH2, X-Y
- Synchronisation: Auto, Norm, TV, Int., Ext., +, -
- Timebase Sweep Speeds: 0.5  $\mu$ s/cm - 200 ms/cm
- X5 Magnification (max speed 100ns/cm)

LBO 310A	4 MHz	20 mV	Single Trace	3"
LBO 301	7 MHz	10 mV	Single Trace	3"
LBO 308S	20 MHz	2 mV	Dual Trace	3"
LBO 510A	4 MHz	20 mV	Single Trace	5"
LBO 512A	10 MHz	10 mV	Single Trace	5"
LBO 513	10 MHz	5 mV	Single Trace	5"
LBO 514	10 MHz	5 mV	Dual Trace	5"
LBO 506A	15 MHz	10 mV	Dual Trace	5"
LBO 507A	20 MHz	10 mV	Single Trace	5"
LBO 515A	25 MHz	5 mV	Dual Trace	5"
LBO 520A	35 MHz	15 mV	Dual Trace	5"

WW — 066

For full technical details together with price list please contact:

## LEADER

SINCLAIR ELECTRONICS LTD  
London Road, St. Ives, Huntingdon, Cambs. PE17 4HJ.

Telephone: St. Ives (0480) 64646. Telex: 32250

Sinclair Electronics Ltd. reserve the right to alter prices and specifications on Leader equipment without prior notice.



**NEW  
FROM  
REDITRONICS**


## HERE'S HOW TO TALK TO ALL OF THE PEOPLE ALL OF THE TIME

with a communications system built up from the  
all-embracing, constantly expanding range of

### REDITRONICS EQUIPMENT

The latest additions to that range —

#### ★ A104K AUTOMATIC ANNOUNCER



with **ENCODED SPOT CAPABILITY**  
for central recording on erasure-  
proof spots, local recording on  
blank spots with spot omission  
switch facility, built-in chime,  
monitor loudspeaker and/or  
headphone direct paging priority  
via associated mic.

#### ★ AA115 FOUR-CHANNEL AUDIO POWER AMPLIFIER



with **MAINS-DERIVED OR BATTERY-OPERATION CAPABILITY**  
for Versatility, with quad (4 x 40 W), stereo (2 x 80 W), or  
mono (1 x 160 W)

Mobility, with battery operation on 4 x 12 V battery-pack

Availability, with emergency standby operation (automatic switchover  
on mains failure by associated Reditronics CU106 standby power  
control unit incorporating a battery charger).

When it comes to **SOUND** communications, **REDITRONICS EQUIPMENT**  
does **MORE FOR LESS**. REDITRONICS is the one name that says it all.

Send for details of any item, and our full brochure, of a range of equipment that can provide every integrated link in the  
chain of a tailor-made sound communications system.

**REDITRONICS**  
TOTAL SYSTEMS CAPABILITY



REDIFFUSION REDITRONICS LTD.,  
La Pouquelaye, St Helier, Jersey, Channels Islands  
Tel: Jersey (0534) 30321 Telex: 4192341  
U.K. DEPOT: River View Road, Bitterne, Southampton, Hampshire, U.K.  
Tel: Southampton (0703) 555566


and to meet growing demand—

**Musitune** are appointed as Reditronics distributors  
for Greater London and the Home Counties.

Contact Musitune Ltd., 388 Green Lanes,  
London N4 1DW (Tel: 01-802 1163) for Reditronics  
systems-planning to your exact requirements.

WW — 048 FOR FURTHER DETAILS

## EXPANDORAM II



### Expandable Random Access Memory Board

#### Features

- \* S-100 Bus Compatible
- \* 4MHz Operation
- \* Board Select for Multi-user System
- \* Expandable Memory from 16K to 256K using 16K or 64K devices
- \* DIP Switch selectable boundaries at any 16K or 64K boundary
- \* Page Mode Operation Allows up to 8 boards on a Bus
- \* Operates with Z80 CPUs
- \* Phantom Output Disable and a manual Switch
- \* Selectable Output Disable
- \* Power Dissipation — 5 watts, Typical
- \* Wait States and Invisible Refresh Synchronized
- \* 4-64K Banks are available with 4164's

The ExpandoRAM II provides a low cost means for expanding Random Access Memory capability for computers using the S-100 Bus structure. The board's design allows eight boards to operate from the same S-100 Bus.

Page mode operation provides the system with the capability of servicing multiple users without RAM interference. Synchronization of the wait state and invisible refresh deliver faster operation, allowing processing speeds up to 4MHz.

The ExpandoRAM II is compatible with most S-100 CPUs based on the Z80 microprocessor. When other SD SYSTEMS 200 series boards are combined with the ExpandoRAM II, they create a microcomputer with exceptional capabilities and features.

**OUR PRICE: £129.00 to £299.50 (64K Kit) Built & Tested from:— £272.00 to £398.00 (64K B-T)**

All items subject to V.A.T.

For further information on this board, or any  
other boards in our comprehensive range  
i.e.: SBC100, Versafloppy I + II, VDB8024,  
Z80 Starter Kit etc. Please write or  
telephone.

**airamco**  
AIRAMCO LIMITED

Unit A2 9 Longford Avenue  
Kilwinning Industrial Estate  
Kilwinning Ayrshire KA13 6EX  
Tel. 0294 57755 Telex 779808

WW — 029 FOR FURTHER DETAILS



## PRECISION PETITE MINIATURE DRILLS AND ACCESSORIES for all your modelling needs



A choice of three power drills that fit snugly in the hand, so light they enable you to carry out the most intricate tasks — drilling, shaping, cutting, polishing etc in the minimum of time. There are two types of drill stand, S1 for P1 drill, S2 for all drills, plus all the necessary accessories in a remarkable range that fills every need. Fully illustrated literature is available and will be

gladly sent upon receipt of 9" x 4" stamped addressed envelope.

Access & Barclaycard welcome



Sole UK Distributors **PRECISION PETITE LTD**  
119a HIGH ST. TEDDINGTON, MDX. Tel 01-977 0878

WW — 017 FOR FURTHER DETAILS

## MORE SPEC. FOR YOUR MONEY



**TYPE 217 DUAL POWER SUPPLY**  
£84.88 & £3.00 carriage, ins., etc.

CONSTANT VOLTAGE or CONSTANT CURRENT

DIGITAL MONITORING

MODE INDICATION

+0 to 20V and -0 to 20V or 0 to 40V

+0 to 750mA and -0 to 750mA

ALL INDEPENDENTLY SELECTABLE

**LAB SPEC. — BENCH PRICE!**

OMB ELECTRONICS, RIVERSIDE, EYNSFORD, KENT DA4 0AE  
Tel. Farningham (0322) 863567

Prices, which are CWO and ex-VAT, are correct at the time of going to press and are subject to change without notice.

**FROM OMB ELECTRONICS**

WW — 019 FOR FURTHER DETAILS

## MEET THE PROBLEM SOLVER



The 'System One' series of micro computers is probably the most flexible series of micro computers available today. Flexibility of hardware coupled with a wide range of software, allows the user to choose the most cost effective hardware/software configuration to solve his/her problem.

### HARDWARE CONFIGURATION

Internal storage from 32 to 64K.  
1 or 2 single-sided 5¼" or 8" floppy disks.  
1 or 2 double-sided 5¼" or 8" floppy disks.  
Support for most popular makes of printers. 1 or 2 terminals.

### SOFTWARE FROM

FORTRAN Compiler  
Text Editor

BASIC Compiler  
Text Processor

STRUBAL Compiler  
Assemblers

LABEL BASIC  
PILOT

Basic interpreter both sequential and Random Access Versions. Plus full development and debugging software.

You even have a choice of two Operating Systems. SSBDOS or FLEX.

With all this to choose from you might begin to think you could not afford it — well a 32K storage system one with dual-single sided 5¼" floppy disks, SSBDOS and a basic interpreter would cost you £1,650.

If you require a terminal as well, the above system together with the ACT-1 keyboard and 9" video monitor would cost you £1,970.

Call SEED at our Brownhills office for further details of demonstration.




**STRUMECH ENGINEERING ELECTRONIC DEVELOPMENTS LTD.**  
Portland House, Coppice Side, Brownhills, Walsall  
West Midlands. Telex 335243 SEL. Tel. No. 054-33 78151

WW — 046 FOR FURTHER DETAILS



DIN 45406

# The fastest PPM-easily!



Soundex also make PPM's to other performance standards, please send for data.

If you have had difficulty sourcing Peak Programme Meters to meet DIN 45406, the fast European PPM standard, then Relax! The Soundex PPM 302 amplifier card and fast meter movement make it look easy. The scale reads from -50dB to +5db, 0% to 180% including the red part of the scale and it's amazingly accurate. Our amplifier card is surely the smallest at only 54 x 70 mm and the cost won't finish you.

## Brief Specification

**Indicating range:** -50 dB to +5 dB 0% to 180%  
0dB corresponds to 100%

**Accuracy:** Better than  $\pm 1$  dB between -5 and +5 dB at 1kHz and  $\pm 2$  dB between -40 and -5 dB at 1kHz

**Frequency response:**  $\pm 1.0$  dB between 30Hz and 15,000 Hz. Roll-off: at least 15 dB at 40kHz

**Attack:** -1 dB  $\pm 0.5$  dB after 10ms

**Decay:** 1.7  $\pm 0.35$ S to fall to -20 dB

**Input impedance:** 10Kohms between 30 and 15,000 Hz

**Sensitivity:** Variable

**Overshoot:** Complete System: Less than 1.0 dB

**Supply:** 20v to 30v D.C. 45 mA at 24V.

## Bulgin Electronics

One of the Bulgin Group of Companies

Park Lane, Broxbourne, Herts. Tel: Hoddesdon 64455

Soundex Ltd

ENGLAND: Future Film Developments 36-38 Lexington Street LONDON W1R 3HR

AUSTRALIA: R H Cunningham (Pty) Limited PO Box 4533 Melbourne VICTORIA 3001

CANADA: Gen Electro Acoustics Limited 363 Adelaide Street East Toronto ONTARIO M5A 1N3

GERMANY: Bergmann - Skalen - Vertrieb Kralitzstrasse 150 7534 Birkenfeld W Germany


FINLAND: Nores Oy PO Box 889 00101 HELSINKI 10

FRANCE: A S N Diffusion 86 Avenue du General Le Clerc Maisons Alfort

WW - 077 FOR FURTHER DETAILS

# FYLDE

## TRANSDUCER and RECORDER AMPLIFIERS and SYSTEMS



reliable high performance & practical controls. individually powered modules—mains or dc option single cases and up to 17 modules in standard 19" crates small size—low weight—realistic prices.

# FYLDE

49/51 Fylde Road Preston  
PR1 2XQ  
Telephone 0772 57560

Fylde  
Electronic  
Laboratories  
Limited.


WW-084 FOR FURTHER DETAILS

## Hand Held Thermal Wire Stripper STRIPS MOST INSULATIONS Model TW1

Especially suitable for PTFE

Wire sizes up to 6mm OD

- Self contained — no external power packs required
- Long life rugged alloy blades heat to 1700°F in four seconds and may be notched for wire sizes
- Blade depth stop prevents blades touching conductors, eliminating scratching and nicking
- Temperature control unit available
- Optional bench stand



Strips even the finest wires cleanly with no nicking or deformation of the conductors

Adjustable stops for strip length and blade depth

## TELEPHONE FOR A FREE DEMONSTRATION

Eraser International Ltd.,  
Unit M, Portway Industrial Estate,  
Andover, Hants SP10 3LU.  
Tel: Andover (0264) 51347/8 Telex: 477291

WW - 016 FOR FURTHER DETAILS



# "I NEVER KNEW COLOUR VIDEO COULD COST SO LITTLE"

Don't be put off by what you may have heard – or imagined – about the cost of colour video.

Talk to Bell & Howell or one of our Video Centres and get the current facts.

The fact, for example, that a portable JVC colour camera costs little more than an ordinary black-and-white camera.

And the further fact that by adding a JVC VHS you have a complete colour recording system for as little as £1,300 plus VAT. For playback, a standard TV receiver is all you need.



At these prices every user can benefit from colour. Training will be easier to understand; publicity more compelling; management communications more interesting; rôle-playing more effective. After all, we live in a coloured world.

## PUSH-BUTTON FEATURES

Don't think for one minute that the low price has been achieved at the expense of useful features. Among other things the camera has an iris control which automatically adjusts lens aperture to match lighting conditions; a 6:1 power or manual zoom, giving close-ups as close as 50 mm; TTL indicators which automatically show exposure level, auto-white balance, operating mode and power level.

## BETTER STILL

Or, if you feel inclined to make even fuller use of the camera's capabilities, couple it to a JVC ¾-inch U-format recorder.

The picture will be improved. You'll have another

sound track to use for foreign-language commentaries or question-and-answer training routines.

On ¾-inch, moreover, you'll be in the right format to edit and duplicate – or add in library material. And still



the cost of the system needn't exceed £2,700 plus VAT. Alternatively, at very attractive rates, it can be leased.

## SEE FIRST, THEN DECIDE

You can, of course, spend more. At any Bell & Howell Video Centre you'll see more expensive cameras, video recorders and electronic editing equipment that wouldn't be out of place in a national network.

But do you need them?

Let the Video Centre, or Bell & Howell, help you decide.

Whatever your decision, two things are certain.

One, colour video now costs a lot less than it used to (as well as being highly dependable and very easy to use).

Two, every unit in the system you choose qualifies for the Supershield warranty, unique to Bell & Howell.

Under Supershield, all adjustments, repairs and replacements (except for tubes and tapes) are free for two years after purchase. And if a job can't be done on the spot we also provide free transport anywhere in mainland Great Britain to and from a fully equipped Supershield video workshop.

Convert to (or start with) colour. With JVC video equipment. And the Bell & Howell Supershield guarantee.

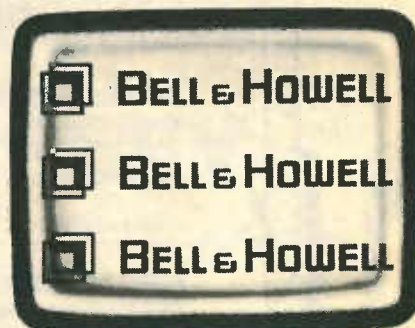
## Let Bell & Howell show you the answer.

To Pieter Glas, Bell & Howell A-V Ltd., Freepost, Wembley, Middlesex HA0 1BR.  
Please send me more information about video equipment and a list of your Video Centres.

Name

Organisation

Address



WW6/9

JVC CAMERAS. JVC RECORDERS. JVC STUDIO EQUIPMENT. JVC MONITORS. ELECTROHOME MONITORS. FUJI VIDEO TAPES.

WW — 035 FOR FURTHER DETAILS



## INSIST ON VERSATOWER

### BY PROFESSIONALS— FOR PROFESSIONALS

The VERSATOWER range of telescopic and tilt-over towers cover a range of 25ft to 120ft (7.5M to 36M).

Designed for Wind Speeds from 85mph to 117mph conforming with CP3 Chapter V, part 11.

Functional design, rugged construction and total versatility make it first choice for telecommunications.

Trailer mounted or static, the VERSATOWER solves those difficult problems of antenna support, access and ground level maintenance.

A programme of continuous product development has led to a range of over 50 models, all available at highly competitive prices. This coupled with our quality assurance scheme ensures that we maintain the leader position we enjoy today.

## VERSATOWER

### THE PROFESSIONALS' CHOICE

**STRUMECH**  
**VERSATOWER**  
**SYSTEM**

PORTLAND HOUSE, COPPICE SIDE  
BROWNHILLS, WEST MIDLANDS  
TEL: (05433) 4321 TELEX: 335243 SEL

WW — 047 FOR FURTHER DETAILS

## QUALITY REEL TO REEL & CASSETTE TAPE HEADS + MECHANISMS



### NEW C2000

REMOTE OPERATION TAPE  
TRANSPORT MECHANISM  
FOR DIGITAL OR AUDIO.

THIS BRITISH MADE CASSETTE  
TRANSPORT HAS GIVEN  
INDUSTRY A GREAT COST  
SAVINGS OVER  
COMPARABLE FOREIGN  
IMPORTS AND IS NOW BEING  
MADE GENERALLY AVAILABLE.

CAN BE SUPPLIED WITH TAPE FAIL/  
END DETECTION, SEARCH, AND FAST  
ERASE. SOLENOID CONTROL PROVIDES  
FULLY REMOTE OPERATION.

WRITE NOW FOR FULL DETAILS  
BASIC PRICE £60.30 INC. VAT.

### POPULAR UNIVERSAL CASSETTE TAPE HEADS

B12-01 Mono Playback.....	£1.89	C42RPH04 Stereo GLASS FERRITE R/P.....	£11.60
B12-02 Mono Record/Playback.....	£4.02	C42RPS18 Stereo TWIN GAP R+P.....	£25.21
B24-01 Stereo Playback.....	£3.30	E12-09 Mono/stereo erase.....	£ 1.85
B24-02 Stereo Record/Plbk.....	£6.66	B22-02 Twin, 1/2 track R/P.....	£ 5.97
B24-07 Stereo R/P, (Dolby Stsm).....	£7.87	C44RPH03 Quad 1/4 track R/P.....	£13.17
C42RPH20 Stereo SENDUST R/P.....	£9.28	C44RP2ES01 Quad 1/4 track combined R/P + Erase.....	£26
C42RP1ES01 Stereo combined R/P + Erase.....	£10.93	C22ES02 Twin half track erase.....	£ 7

SEND FOR OUR FULL CATALOGUE 25p.

**MONOLITH**

THE MONOLITH ELECTRONICS CO. LTD.  
17 CHURCH ST., CREWKERNE, SOMERSET, ENGLAND. (0460) 74321

PLEASE ENCLOSE  
30p P&P WITH  
ORDER

ALL PRICES  
INCLUDE VAT

WW — 068 FOR FURTHER DETAILS

**Specification:**  
220/240 volt 0.4A 22 watt  
Type Femo 65FJ  
Reach 38 inches (97cm)  
Magnification 1.75  
Lens dia 4 1/2in (113mm)  
Colour Grey


Add Magnifying Lens  
Lens dia 2 1/2in (64mm)  
Used with 6FJ Lamp  
Total Magnification ca x 3.5



**Femo 77J**  
Bench or Desk Lamp with  
optional magnifier attachment

**Specification:**  
220/240 volt AC 20 watt  
standard fluorescent tube  
(Tube separate)

Detachable magnifier R42  
Magnification ca x 2  
Colour Light Grey



Made in Sweden

Distributed by:

Special Products Distributors Ltd.,  
81, Piccadilly, London W1V 0HL.  
Tel: 01-629 9556 Cables: Speciproduct London W1

WW — 092 FOR FURTHER DETAILS





## ***We'll help you see infra-red and put you on target as well.***

As manufacturers of the widest range of broadband infra-red detectors in Europe we offer designers an extensive range of devices to suit virtually all their project requirements.

So, whether you're involved in infra-red detection for industrial, military or research applications in any of these fields, things are looking better for you:

- Gas analysis
- Laser detection and measurement
- Intruder and fire alarms
- Radiometry and spectroscopy

Plessey infra-red detectors feature a range of element materials: ceramic, lithium tantalate, triglycine sulphate; a choice of windows and filters for selecting spectral response and a choice

of electronics to give the required signal response.

And, if your need is for fast photovoltaic detectors for CO<sub>2</sub> laser range-finding applications, we can also offer lead tin telluride in the 10-11 micron region. High  $D^*(4 \times 10^{10} \text{ cmHz}^{1/2} \text{ W}^{-1} \lambda_p, 800, 1)$  bandwidth to 10MHz and beyond.

Whatever your requirements, ask for our latest catalogue to put you on target.

 **PLESSEY**

Plessey Optoelectronics and Microwave Limited  
Wood Burcote Way, Towcester, Northants, United Kingdom NN12 7JN.  
Telephone: (0327) 51871 Telex: 311442

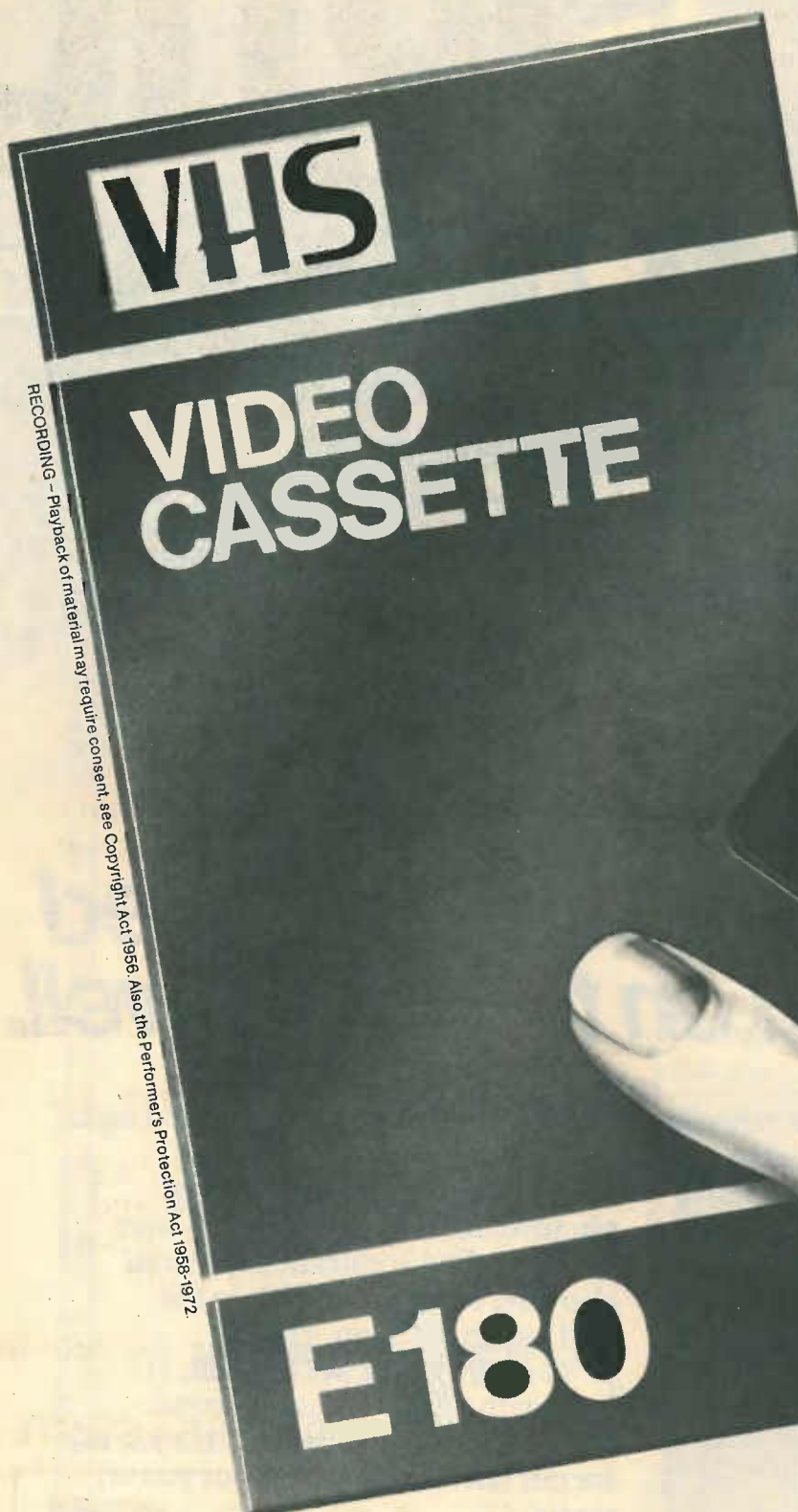
Plessey Optoelectronics and Microwave Limited  
1641 Kaiser Avenue, Irving, California 92714, USA.  
Telephone: (714) 540 9934 TWX: 910 595 1930

WW — 040 FOR FURTHER DETAILS

0632 2 0010



# We right



RECORDING - Playback of material may require consent, see Copyright Act 1956. Also the Performer's Protection Act 1958-1972.

Advertisement produced co-operatively by: Akai, Ferguson



# got it right, it from the start.

Believe it or not, 2 out of every 3 home video recorders sold or rented in this country in 1979 were VHS models. VHS was also the most successful home video system worldwide.

That represents a pretty overwhelming vote of confidence. How did we manage it?

At the outset we were determined to produce a home video system that was nothing short of outstanding. That's why VHS offers standards of reproduction, reliability and compatibility that are quite simply second to none.

And of course, if you build a better system in the first place there's less need to change it later on.

So while we have continually improved the quality of our recorders - there are now triple standard VHS machines which accept PAL, SECAM and NTSC - we have never changed the design of the VHS cassette. And it will not change in the future either. Which is more than can be said for some of our competitors.

By maintaining the same cassette, VHS has become the most compatible system available. So your customers will find it much easier to swap tapes with friends and enjoy the greatest range of pre-recorded material too.

VHS is the No. 1 system in the UK, Europe, the US and Japan.

Make sure you've got it.  
Right?

**The world's No. 1 system.**

# VHS

**Hitachi, JVC, Panasonic, Sharp.**



**fact:  
the SM63 looks  
(and sounds) great  
in front of people...  
and cameras!**

**NEW!**

**SM63**  
**Omnidirectional**  
**Dynamic**  
**Microphone**  
**(actual size)**

### Take it from the professionals

A top quality Shure microphone makes a measurable difference in upgrading sound. Now, Shure has added a new microphone designed to upgrade the appearance of your act, as well as the sound. The SM63 is a top-quality omnidirectional microphone with high output and clear, crisp sound quality — an innovative blending of smaller size, handsome appearance, and truly noteworthy broadcast-quality performance. Highly effective pop protection, low handling noise and very low profile (so it won't obscure the performer's face) make it the perfect choice for on-camera applications. The SM63 omnidirectional dynamic microphone measures just 5<sup>11</sup>/<sub>16</sub> in. long, 1<sup>1</sup>/<sub>4</sub> in. in diameter and weighs only 2.8 ounces with no compromise in Shure's standard of reliability. It offers twice the voltage sensitivity of our own SM61 (6 dB) and features a humbucking coil for superior rejection of electromagnetic hum (up to 20 dB better than competitive units) and an elastomer isolation shock mount for minimized handling noise. The new SM63 also features the Shure-developed VERAFLX® dent resistant grille and a smooth satin finish perfect for on-stage and on-camera applications. Send for complete literature on all Shure professional microphones — including the new SM63. (Please let us know your microphone application.)

#### SPECIFICATIONS

Frequency Response: 50 to 20,000 Hz

Polar Pattern: Omnidirectional

Impedance: 150 ohms

Output Level (at 1,000 Hz): Open Circuit Voltage (0db = 1 volt per microbar) —76.0db (0.16mV) Power Level (0db = 1 milliwatt per 10 microbars) —56.5db

Hum Pickup (typical at 60Hz): 13 db equivalent SPL in 1 millioersted field

Shock Mount: Patented internal vibration isolator

Case: Champagne finish aluminium with VERAFLX® grille

Dimensions and weight: 5<sup>11</sup>/<sub>16</sub> in. long, 1<sup>1</sup>/<sub>4</sub> in. in diameter; 2.8 ounces

**professional microphones...by**



Shure Electronics Limited, Eccleston Road, Maidstone ME15 6AU — Telephone: Maidstone (0622) 59881



# wireless world

## He who hesitates . . .

**Editor:**

TOM IVALL, M.I.E.R.E.

**Deputy Editor:**

 PHILIP DARRINGTON  
Phone 01-261 8435

**Technical Editor:**

 GEOFF SHORTER, B.Sc.  
Phone 01-261 8443

**Projects Editor:**

 MIKE SAGIN  
Phone: 01-261 8429

**Communications Editor:**

 TED PARRATT, B.A.  
Phone 01-261 8620

**Drawing Office Manager:**

ROGER GOODMAN

**Technical Illustrator:**

BETTY PALMER

**Production & Design:**

ALAN KERR

**Advertisement Controller:**

G. BENTON ROWELL

**Advertisement Manager:**

 BOB NIBBS, A.C.I.I.  
Phone 01-261 8622

DAVID DISLEY

Phone 01-261 8037

**Classified Manager:**

 BRIAN DURRANT  
Phone 01-261 8508 or 01-261 8423

MIKE THRIVES

(Classified Advertisements)

Phone 01-261 8508

JOHN GIBBON (Make-up and copy)

Phone 01-261 8353

**Publishing Director:**

GORDON HENDERSON

Democratic, parliamentary government is a fine thing. Matters of consequence to the community cannot be left to the whims of dictators, unless they happen to be of an unusually benevolent disposition. The imposition of taxes, the control of education, health care, transport – all must be discussed and arranged in a properly democratic manner. But, when ministers are seen to shy away from the decision which must be taken when the talking stops, one can sometimes begin to wish for a benevolent despot, or at least a well-heeled entrepreneur.

In America, Japan and one or two European countries, thousands of millions of pounds worth of investment have been used to build vigorous research, development and production programmes in integrated-circuit technology. In the UK, Sir Keith Joseph hesitated over the second £25 million for Inmos. He would clearly have preferred the company to raise the money from private sources, but only discerned "flickers of interest" from private enterprise. That the interest is only a flicker does not show the City in a particularly adventurous light – it evidently likes to apply its risk capital in an area of slightly less risk – but the decision has to be accepted.

Since the original plan to fund Inmos to the tune of £50 million was made, the company has lived up to its promises and is on schedule with its US operation: nothing has changed. Although the original decision was made by a Labour government, there seems to be no reason why the Tory incumbents should wish to throw away the first £25 million by holding back the second. Inmos have said that they have already lost £36 million in the time spent hawking over the second instalment. If it had not been forthcoming, Inmos would almost certainly have survived, but as an American company, possibly raising money from US sources.

The question of whether we need Inmos has been raised. It is somewhat late in the game, after all, to start competing with the established giants,

particularly as the said giants are pretty well entrenched in Britain already. One American view is that Europe has no need of a semiconductor, manufacturing capability; the application is all, so they say, so why not leave the supply of raw materials – chips – to others? One hesitates to appear churlish in the face of such altruism, but the Americans ought not to be asked to shoulder the whole burden of mountainous profits from semiconductor making.

They do have a very good point, of course. Software and applications development do not run away with the millions in the way that chip design, manufacture and marketing can in the early stages. The UK is already rather good at software (less so at industrial application) so perhaps we should concentrate on this side of the "microelectronic revolution".

If there were a choice, that would possibly be a sensible one. But is there a choice? Is it really in our best interests to leave to foreign companies the conception, design and manufacture of supplies which we are constantly being told will be central to our future economy? Will we then be supplied with the devices we want or those we are told to want? Will we be supplied at all? Having already seen control of many of our established industries pass from our hands in an involuntary way, it hardly seems reasonable to forego a chance of holding on to one of such significance.

It may be that the pathetically small investment in Inmos which is all that is possible, unless private enterprise becomes more enterprising, is far too little and about fifteen years too late, but however small a UK microelectronics industry finds itself to be when the situation stabilizes, a nucleus of capability strong enough to supply special needs and, more important, to attract the necessary brain power, must be kept. This is a decision which carries extremely long-term consequences: future options should not be limited by further haggling over the petty cash.



# The floating bridge

New design principle for audio amplifiers

by R. M. Brady

**This article describes a design principle which has the advantages of the bridge amplifier but none of its disadvantages. A simple amplifier which drives four ohm, 15-watt speakers using power from a 12-volt car battery is described in part 2 and test results are included. The design is further applied to a 200-watt version suitable for group use.**

Bridge amplifiers offer many potential advantages over single push-pull amplifiers: high power, high voltage swing for moderately low-voltage components, lower power dissipation in each transistor, and the capability of operating with high impedance loads, thereby reducing transmission losses and permitting a high damping factor. They are almost essential if power supply voltage is limited as, for example, with a car battery. Present designs, however, are necessarily of complex and cumbersome manufacture, making them expensive and not so reliable. They also have limited bandwidth and poor distortion performance, because of the close coupling between individual halves of the amplifier.

One half controls the instantaneous potential of one output terminal with respect to earth, and the other does the same job on the other terminal. The new system uses one amplifier to control the difference between output terminal potentials, and a second, cheaper amplifier to control a quantity which could loosely be called the sum of these voltages. This amplifier acts merely as a "slave" to the first one, enabling a full voltage swing to occur, but not in any way directly affecting the required output. The second amplifier is capacitively by-passed at high frequencies, where a full voltage swing is not so important in audio work. This bypassing prevents the instability for which bridge amplifiers are renowned.

The simplest version of the circuit requires that the earth (i.e. chassis, screening and mains earth) be floating, changing potential with respect to the power supply. Although this is unusual, it is perfectly safe and acceptable provided steps are taken to prevent stray

currents from passing through the system.

It turns out that the design of both component amplifiers may be considerably reduced in complexity by using this system. Extras, such as current protection, may be added easily and far more simply to the floating bridge than to conventional amplifiers

The new system has the following advantages over conventional bridge amplifiers:

- wider bandwidth and lower distortion
- optimized voltage swing, because

both amplifiers must bottom before the output is affected

- saving in cost and complexity
- one output terminal may be earthed
- possibility of using two floating bridges to make a bridge-bridge amplifier

The next section presents the system in block diagram form, contrasting it with a conventional bridge amplifier configuration, and then sub-dividing the circuits for tracing through the feedback loops of the whole system, prior to reading the later paragraphs. The circuits are rather unconventional,

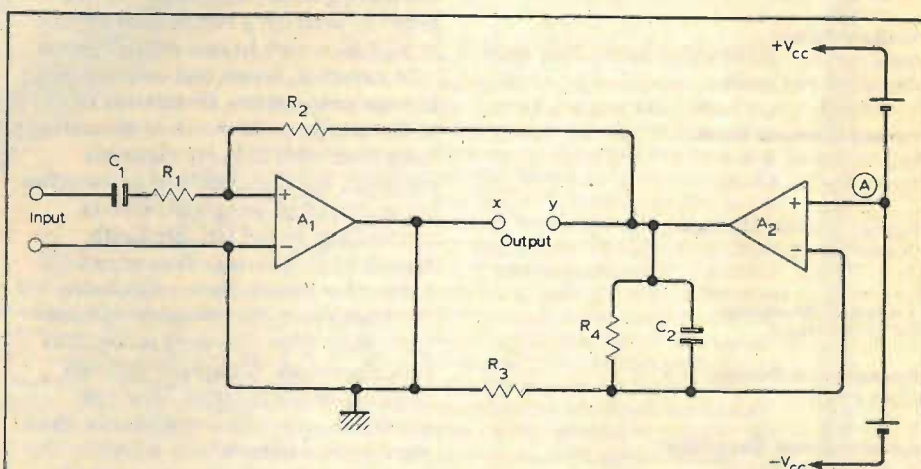


Fig. 1. In version A,  $A_1$  is a high quality amplifier which controls the difference between output terminal voltages,  $x - y$ , while  $A_2$  is a cheaper amplifier which controls the sum  $x + y$  so that full voltage swing can occur. Note the unusual position of the earth. ( $x$  and  $y$  are potentials with respect to point A.)

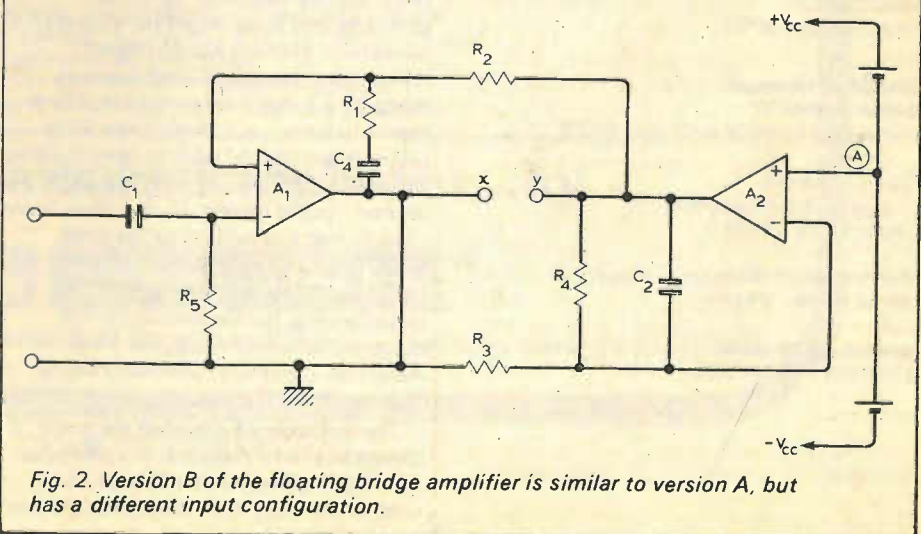


Fig. 2. Version B of the floating bridge amplifier is similar to version A, but has a different input configuration.



and if you do, you may find it good advice to forget temporarily the electronics you have already learnt, and to investigate the circuits from first principles.

### Block diagram analysis

Two alternative but similar arrangements of the bridge amplifiers are shown in Figs 1 & 2. Amplifiers are inverting and non-inverting and  $A_1$  is insensitive to the state of the power supply. Output terminals are labelled  $x$  and  $y$  as shown, being instantaneous potentials with respect to point A, and in both cases the feedback loops are arranged so that at low frequencies  $A_1$  controls the value of  $x-y$ , and  $A_2$  controls the value of  $xR_4 + yR_3 \approx x+y$ . Capacitor  $C_2$  by-passes  $A_2$  at high frequencies, where large voltage swings are unnecessary. Circuit A, Fig. 1, inverts the signal whereas circuit B, Fig. 2, does not.

First consider a simple-minded approach to a conventional bridge amplifier, Fig. 3. Feedback loops are arranged so that if  $V$  is the instantaneous input voltage then  $x = GV$  and  $y = -GV$ , and the output across the load is  $x-y = 2GV$ . Remembering the close coupling between individual amplifiers, imagine that  $x$  rises for some reason because of effects in  $A_1$ . This causes  $A_2$  to turn on, to keep  $y$  constant. The fact that  $A_2$  has turned on affects the value of  $x$ , causing  $A_1$  to react each time there is a small phase shift, which can easily be amplified by this mechanism and cause unwanted oscillation. Hideous things can happen at the cross-over point where both amplifiers must conduct simultaneously. The new system almost completely eliminates this coupling effect.

Effect of  $A_1$  in circuit A Fig. 4 shows  $A_1$  and its associated feedback loop. For the present  $A_2$  can be regarded as a sink which will accept any current generated by  $A_1$ . In the quiescent state,  $A_1$  stabilizes  $x-y$  to its own (ideally zero) offset voltage. Imagine that the potential  $y$  rises with respect to  $x$  for some reason. The potential at the  $+$  input to the amplifier remains at almost earth potential  $x$ , so that there is a voltage across  $R_2$  which tends to make a current pass into the  $+$  input. This causes  $A_1$  to turn on in such direction as to make a current pass from  $x$  to  $y$  through the load impedance\*, thereby reducing the value of  $y-x$  and stabilizing the system. Amplifier  $A_1$  is acting as a virtual earth amplifier, and its voltage gain is  $R_2/R_1$ . Because  $A_1$  is insensitive to supply voltages, then any change in potential  $y$  with respect to the power supply will not be noticed by  $A_1$  (apart from stray capacitance effects\*\*). As the potential

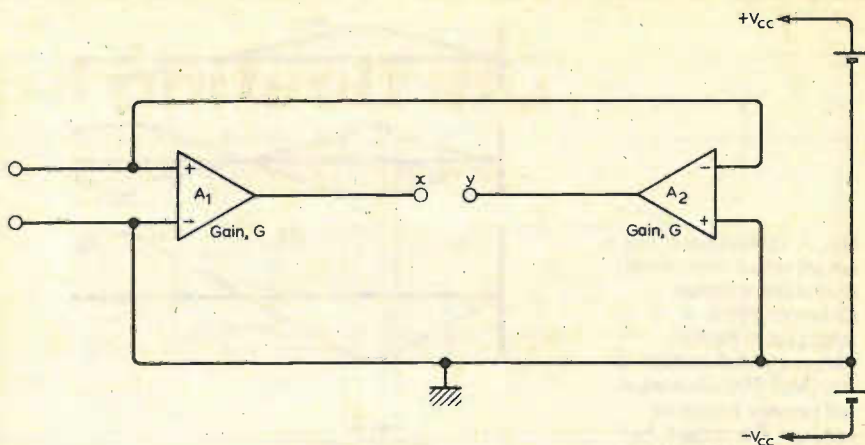


Fig. 3. In the conventional bridge amplifier  $A_1$  and  $A_2$  are identical good quality amplifiers arranged so that output  $x$  is proportional to the input and output  $y$  is the negative of this. It enables a high maximum voltage swing to occur for a given power supply, but is expensive and prone to instability.

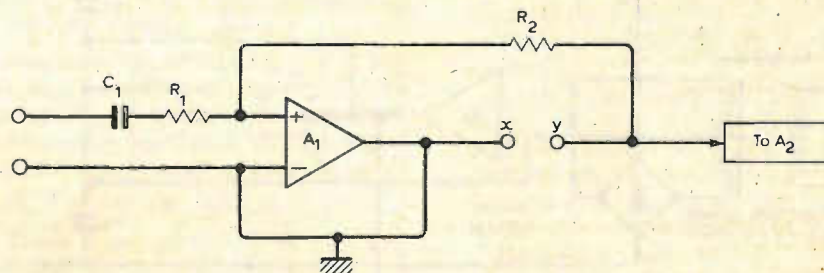


Fig. 4.  $A_1$  amplifier of version A. Ignoring the earth connection, imagine voltage  $y$  rises; feedback is arranged so that this causes a current to flow into  $x$ , causing  $x$  to rise, and so restoring the correct output  $x-y$  (i.e. negative feedback). As there is only one earth connection it cannot short out any currents! Amplifier gain is  $R_2/R_1$ .

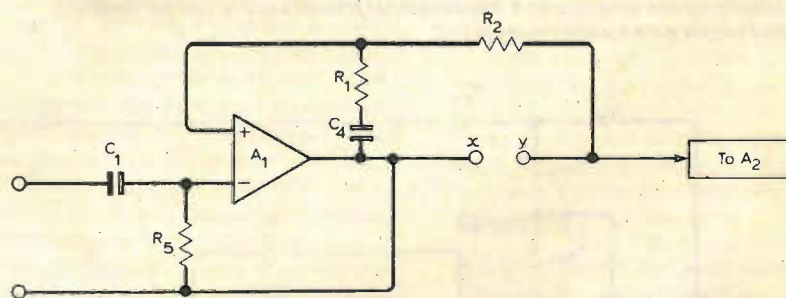


Fig. 5.  $A_1$  amplifier of version B, similar to that of version A, but with slightly different input. Amplifier gain is again  $R_2/R_1$ .

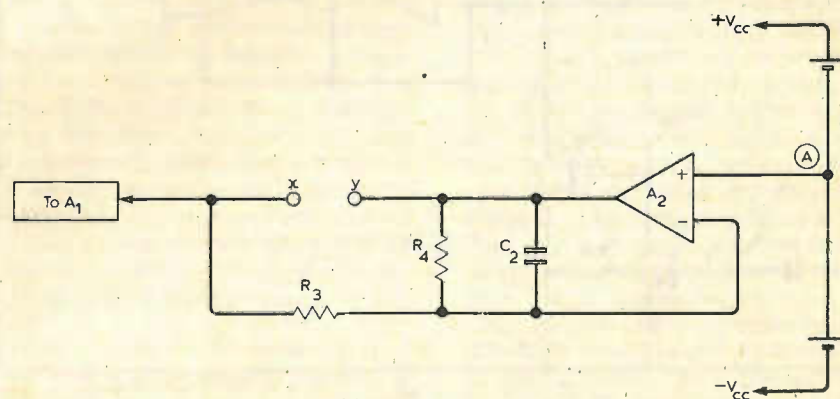


Fig. 6. Cheap amplifier  $A_2$  controls the sum  $x+y$ . Normally, this must control the current so that  $y = -x$ , which would be the case if  $R_3 = R_4$ . At high frequencies full voltage swing is not so important and  $C_2$  gives feedback so that  $y$  remains constant; this greatly simplifies design.

\*Remember Kirchhoff's Law; if current is supposed to disappear down the earth line, where is the circuit supposed to be completed?

\*\*There is also a low frequency coupling, discussed in part 2



Fig. 7. Operation of the circuit when over-driven with a large signal. Cheap amplifier  $A_2$  is arranged to bottom before the full voltage is reached. This enables a full voltage swing to occur in the output, but bottoming of  $A_2$  does not affect the output.

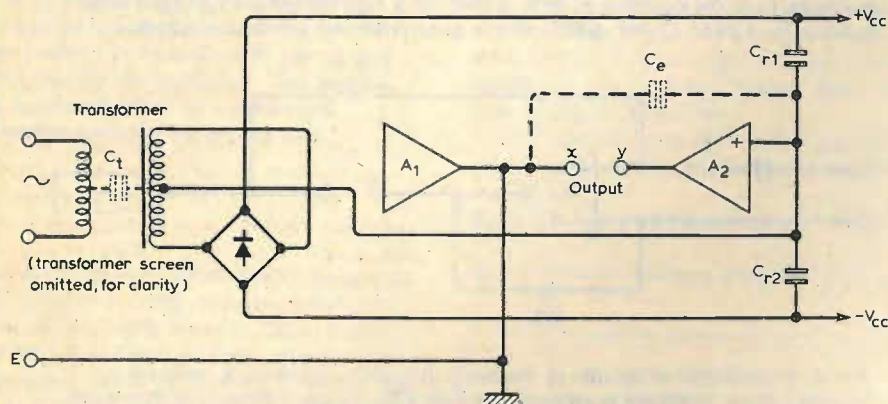
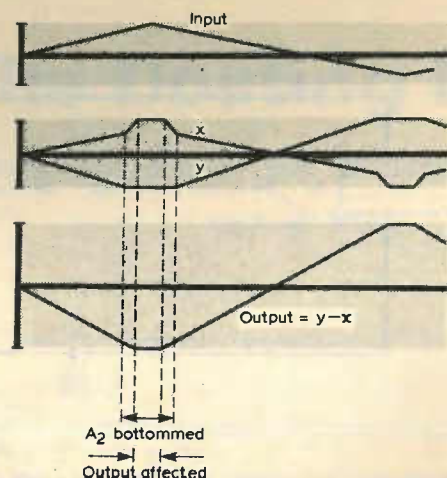


Fig. 8. Simple power supply arrangement in which  $C_e$  is stray between earth and the power supply,  $C_t$  is the transformer capacitance between the mains and secondary; if an earthed screen is not included then mains currents could pass, destroying the amplifiers. A conventional power supply can be used if a change-of-origin preamplifier is included.

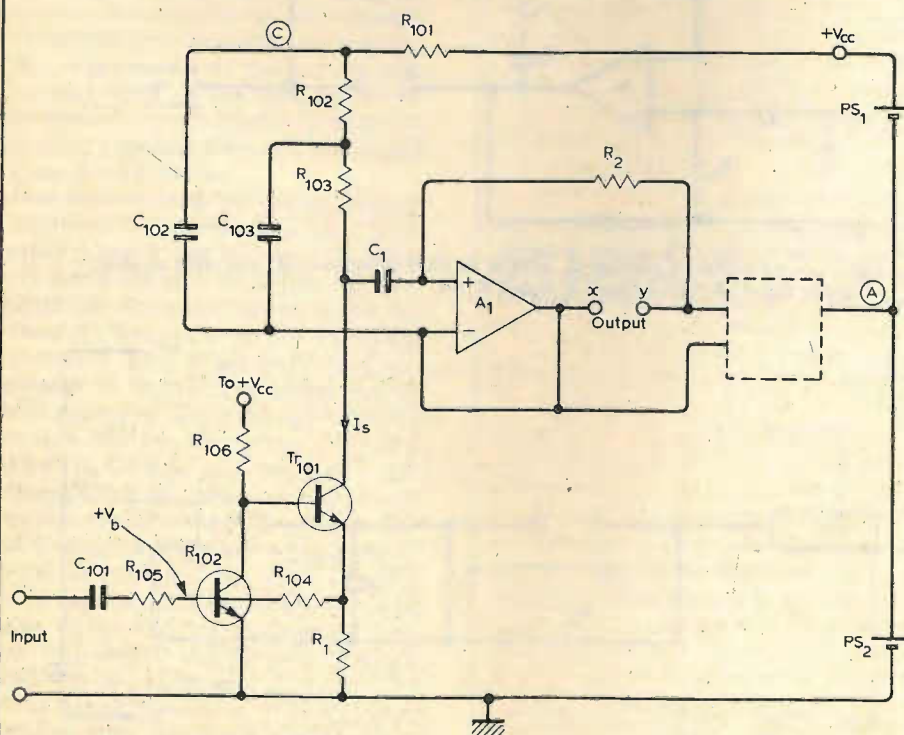


Fig. 9. Change-of-origin preamplifier. Earth is connected to the power supply negative rail, so many floating bridges can be operated on the same power supply. Preamplifier converts the signal into current  $I_s$  which passes through  $R_2$  from an a.c. point of view. Output  $x - y$  is therefore  $I_s \times R_2$ .

y with respect to the power supply is the only thing which is affected by  $A_2$ , then  $A_1$  is decoupled from  $A_2$ . This confers a high degree of stability on the circuit, and enables  $A_2$  to be of cheap design, with poor distortion performance, in what will remain a high fidelity system.

Effect of  $A_1$  in circuit B. Fig. 5 shows  $A_1$  and its associated feedback loop. Resistor  $R_5$  is large-valued, providing bias, so that d.c. conditions are identical with those for circuit A. Imagine that the input voltage rises. This causes  $A_1$  to conduct in such a direction as to cause y to rise with respect to x. Negative feedback is applied through  $R_2$ , causing the potential of the + input to rise until it equals that of the - input, and the circuit stabilizes. This happens when the value of  $y - x$  is  $R_2/R_1$  times the input voltage.  $A_1$  is again decoupled from  $A_2$ .

Effect of  $A_2$ . Fig. 6 shows  $A_2$  and its feedback loop;  $C_2$  by-passes  $A_2$  at high frequencies. Resistance  $R_4$  will be set nearly equal to  $R_3$  so that at low frequencies  $A_2$  controls the potential of y in such a way that  $x + y$  is always equal to the potential at point A. This corresponds to the voltage swings experienced in conventional bridge amplifiers, and has the advantage that the power dissipation is shared equally between component amplifiers. In practice, however,  $R_4$  will be set slightly larger than  $R_3$ , so that at low frequencies,  $A_2$  bottoms shortly before  $A_1$  does so. This enables a full voltage swing to occur, and is illustrated in Fig. 7. The system can cope with a poor quality design of  $A_1$ , without the required output being appreciably affected. Cost savings can be quite large in this area.

Earthing arrangements. Fig. 8 shows a typical power supply arrangement. Capacitors  $C_r$  are reservoirs,  $C_e$  the stray capacitance between earth and the bulky components of the power supply, and  $C_t$  the stray capacitance between primary and secondary of the transformer.

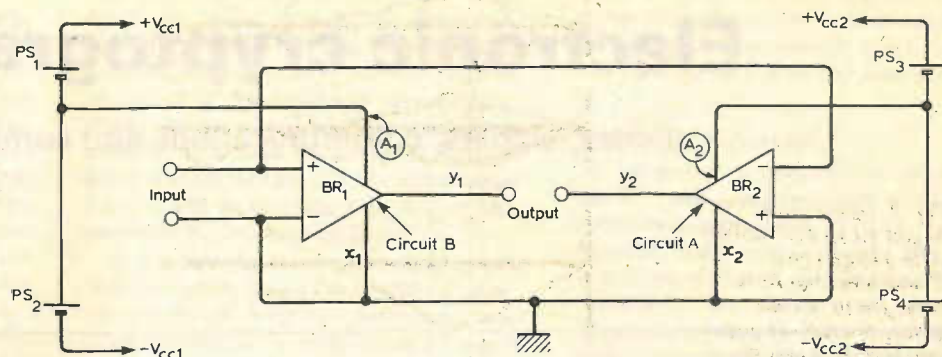
An apparent problem as regards bandwidth is the effect of capacitance  $C_e$  between earth and the floating power supply. Much of this will be contributed by the transformer, and so it is hard to eliminate. A typical value in a design which is not particularly fussy about reducing this capacitance, is around 500 to 1000pF. This capacitance is effectively put across the output, because of the effect of the capacitor in the feedback loop of  $A_2$ , and is thus in parallel with a load of typical impedance 8 ohms. It thus only becomes significant at frequencies above about 20MHz and so can be ignored.

The effect of  $C_t$  is potentially more serious. Mains current can potentially pass from live, through  $C_t$ , via the rectifier to the power rails, through the transistors of  $A_1$  and  $A_2$ , and to earth. The high mains voltages involved are capable of destroying the semiconductors in  $A_1$  and  $A_2$ . However, it is easily seen that, whilst the system is working



Fig. 10.

Bridge-bridge amplifier for the real power maniac!  $BR_1$  and  $BR_2$  are both floating bridge amplifiers, and each have their own power supply. They are connected together similarly to a conventional bridge amplifier (so care with instabilities!). Available voltage swing is four times the voltage of each part of the power supply.



correctly these currents are safely passed. The feedback loop of  $A_2$  causes the potential  $y$  to follow that of the power supply, if it rises with respect to  $x$  (i.e. earth). Such a rise in  $y$  causes  $A_7$  to conduct so as to safely pass any such mains currents. But this does not apply at switch-on, or on failure of some component. It is thus highly desirable to insert an earthed screen, between primary and secondary of the transformer.

A further safeguard, which is necessary for highly inductive loads anyway, is to insert reverse-biased diodes between  $x$  and each power rail. This prevents the e.m.f. on the collector of any transistor in  $A_1$  from exceeding the power supply e.m.f. and also prevents any transistors from being reverse-biased. However, if a good screen is included, and any inductive loads are by-passed by the usual C-R network, then this is unnecessary.

### Further application: Change of origin device

This section describes how the amplifier can be included in a stereo arrangement, avoiding the unusual earthing arrangement of Fig. 8, and also describes a bridge-to-bridge circuit. It is included here because it follows on naturally from the block-diagram treatment which the bridge amplifier has so far received. If you wish to see how the block-diagram amplifier actually looks in real circuits and actual components you may prefer to jump to part 2 and come back to this section later.

The earthing devices so far described are fine, provided only one amplifier is used with each power supply. Any attempt to operate two such amplifiers from the same supply would result in each  $A_1$  shorting out the other  $A_1$ . Fig. 9 shows circuit A with a modification so that many such amplifiers can be operated using one power supply. The input is with respect to the - rail. A similar modification could be made to circuit B type floating bridges.

The transistors are arranged with d.c. feedback, so that in the quiescent state  $I_s = V_b/R_1$ , where  $V_b$  is the base-emitter

voltage of  $Tr_{102}$ . From an a.c. point of view, they act as a virtual earth amplifier, so that the a.c. signal  $I_s$  is equal to  $(R_{104}/R_{105}) \times V_{in}/R_1$ , where  $V_{in}$  is the input voltage.

Because of the effect of  $C_{102}$ ,  $C_{103}$ ,  $R_{101}$  and  $R_{102}$ , a constant current passes through  $R_{103}$ , and any a.c. variations in  $I_s$  are caused by  $A_1$  to pass through  $R_2$ , so that the output e.m.f. is  $(R_{104}/R_{105})(V_{in}/R_1)R_2$ . Thus the gain is  $R_{104}R_2/R_{105}R_1$ .

There is no possibility of coupling between the pre-amplifier and bridge amplifier stages, provided that  $Tr_{101}$  is sensibly positioned so that its collector is far away from, or screened from, the rest of the control circuitry, and provided that the capacitance between collector and base of  $Tr_{101}$  is small. Even with a large capacitance here (say a maximum of 100pF), then a small capacitor between collector and base of  $Tr_{102}$  could safely be included, thus damping out any interaction. This precaution is probably unnecessary: for example, if ZTX304 is used for  $Tr_{101}$ , then a working voltage of 70V can be used, but there is a capacitance of only 6pF between collector and base.

Components  $C_{101}$  and  $R_{101}$  are unnecessary in actual circuits because there is a semi-stabilized voltage point already in the circuit for  $A_1$  which may be used (point C in Fig. 14, part 2). In practical circuits,  $R_{104}$  and  $R_{105}$  could be replaced by some frequency-dependent circuit: for example, a tone-control or a high or low-pass filter.

Fig. 10 shows the circuit of a bridge-bridge amplifier. Amplifiers  $BR_1$  and  $BR_2$  represent complete bridge amplifier circuits, with inputs + and - and point A, and outputs  $x_1$ ,  $x_2$ ,  $y_1$ ,  $y_2$  and points  $A_1$  and  $A_2$ .  $x$  is connected internally, in both feedback loops to the "earth" input, but a connection is shown externally for clarity.

Using a "change of origin" device, many bridge-bridge amplifiers could be operated from two supplies, but note that each such two-bridge must carry the same signal. If A is the instantaneous output voltage  $x-y$  from one amplifier and B is the output of a second such bridge amplifier connected to the same supplies, then a bottomed state

will be reached when the total available supply voltage becomes equal to the largest of A, B and A-B. In the case where A is approximately equal to B then the third condition is never satisfied, and each amplifier can work independently.

If low-level signals are used which require sharp peaks, then this system could be used for carrying a number of different signals - but the high level signal will be clipped, and the low-level signal will not be clipped (if working into a similar load).

The use of change of origin with a two-bridge is likely to be restricted to specialized applications, such as for group P.A. where many amplifiers are required to carry the same signal.

Practical circuits will be given in a second part of this article.

## Micro '81

A call for papers has been issued for the Microsystems 81 conference, being held at the Wembley Conference Centre, London from March 11-13, 1981. The first two days are intended for design engineers and those involved in designing and implementing microsystems of all types. Scope includes case studies, communications, design aids, distributed processing, industrial control, interfacing, multimicroprocessors, project management, real time languages, signal processing, software development, standards and testing. The third day is devoted to personal computers and small business systems and their use in commerce, industry and education. Synopses of papers for consideration should be sent by September 12, 1980 to Robert Parry, Microsystems 81, PO Box 63, Westbury House, Bury Street, Guildford, Surrey GU2 5BH.

Microsystems 81 is owned by IPC Business Press and sponsored by Computer Weekly, Microprocessors and Microsystems, Practical Computing and Systems International.



# Electronic cryptography

Codes, ciphers, communications and computers

**Lively controversy in the USA about the degree of security provided by the new NBS data encryption standard poses the question: might data security be better served by going to one of the proposed "public key" systems? The debate has an important bearing on data transmission in the UK, as well as in the USA.**

**Pat Hawker provides background information as a reminder that even clever coding systems may not be quite as secure as you think.**

The marriage of communication technology and computers has proved a fruitful alliance that has already led to many profound advances in the technology of information collection, collation, processing and distribution, affecting government, commerce, industry and not least the citizen concerned with living under the shadow of his electronic dossier. But increasingly important in this cosy family relationship are those out-of-wedlock twins: cryptography and cryptanalysis. This simile is not altogether fanciful: the first true electronic computer, Colossus, was created by Turing and Flowers for that wartime temple of the black art at Bletchley Park.

Diffie and Hellman have pointed out in an important tutorial contribution to the subject that "Until recently cryptography has been of interest primarily to the military and diplomatic communities. Private individuals and even commercial organisations have rarely considered it necessary to resort to encryption for protection of their communication, and those that have, have seldom done so with particular care." The traditional commercial telegraphic code books were developed primarily to reduce the number of words that needed to be transmitted; used in isolation they did nothing to ensure privacy.

But the whole concept of electronic mail, centralized information storage linked with multiple visual display units, the implications of digitalized packet-switching telecommunication networks and the general growth of information technology together pose an increasingly significant threat to the privacy of the individual and to commercial confidentiality.

Electronic storage and transmission

of information has opened the way to new forms of traditional crimes — data theft, industrial espionage, sabotage, fraud by deception — and to potential invasion of privacy of the individual. The act of communicating so much information between different locations not only vastly increases the extent and variety of information available to a determined eavesdropper but the same modern technology also makes eavesdropping easier and relatively less costly.

It is not solely a question of data-processing technology. The use of microwave radio relays rather than cable, combined with direct long-distance dialling, allows the interception of public and defence telecommunication traffic without the need for physical tapping of wires and without the eavesdropper being in proximity to the target of his surveillance. The ability to program a computer to select from a flood of messages only those containing key words or specific addresses or telephone or telex numbers makes possible far more selective eavesdropping.

Communication technology, admittedly, discourages the casual listener by multiplexing large numbers of circuits on a single bearer or by the use of high transmission speeds, including burst techniques, and by confining radio signals to narrower, sharper beams and increasingly higher frequencies. But none of these techniques can be expected to defeat the determined eavesdropper. Techniques of steganography, which seek to conceal the very existence of communication, such as pseudo-noise or frequency-hopping transmission or information concealed on sub-carriers within conventional transmissions, cannot be guaranteed to elude for long the attention of listeners equipped with spectrum analysers and the like.

While this article doesn't intend to probe the sensitive area of official monitoring and surveillance services, some idea of the scope of signals intelligence (SIGINT) can be gained from the simple statistic that 40,000 of the Collins R390 family of general-purpose h.f. communication receivers were manufactured post-1950: not all, but a considerable proportion, are likely to have been used for American surveillance work.

The capture by the North Koreans of American cryptographic equipment on the USS Pueblo is said to have made possible the decoding of an enormous store of messages intercepted in previous years — and to have led to the attempted counter-coup of the Hughes deep-sea recovery vessel Glomar Explorer and its vastly expensive efforts to raise the sunken Russian submarine off Hawaii. The Russian "bombardment" of the US embassy in Moscow with microwaves appears to have been an attempt to prevent the Americans intercepting microwave trunk systems, in the manner alleged to have been carried out by the Russians in Washington DC and at consulates in other parts of the USA, almost certainly aided by computer selection of circuits of particular interest.

Modern data transmission, commercial as well as official, is thus facing an increasing desire for better security that can be provided only by cryptography. Messages need to be enciphered in a code that cannot be economically read by an eavesdropper and that conveys sufficient proof of authenticity. Any cryptographic system that is less secure than the users believe represents a major risk. A code thought to be secure invariably tempts users to transmit information that, were such a code not available, would never be entrusted to radio or cable. During World War II the Germans fastened a small plaque on their military radios "Feind hoert mit!" (the enemy listens also) but were so convinced of the security of their Enigma and other secret writing machines that they were prepared to communicate not only tactical information, whose importance would rapidly evaporate, but also strategic and logistic information that remained of value even when it took days or weeks to recover the plain text. This does not mean that all codes need to be absolutely secure, provided that they delay sufficiently the recovery of the plain text or involve the codebreakers in an unduly large and unjustifiable operation.

The techniques of cryptography have progressed from hand codes to machine codes to on-line, all-electronic systems, but the changes in technology have not invalidated the classic principles of the craft.



## Basics of cryptography

Over the years cryptography has acquired a specialized terminology that sets it apart from communication engineering with its more familiar signal coding, pulse code modulation and error detection and correction codes. For the history and development of codes and ciphers read Kahn's *The Codebreakers* (the original hardback edition contains more technical material than the later paperback). Here only a few terms and techniques relevant to modern electronic cryptography are discussed; more details are in the tutorial paper by Diffie and Hellman.

The term cryptography covers both codes and ciphers; in essence a code consists of changing a message into pre-arranged code blocks, for example five-letter or five-figure groups, with each group representing a word or phrase of the original message, known as the plain text. The coded message thus is not directly related to the number of letters or words in the plain text but unless further manipulated any given code group always represents the same phrase. Radio operators, for example, are familiar with the international Q-code which overcomes language difficulties and reduces transmission time but is not intended to provide privacy. An ordinary telephone directory is a form of codebook as a complete address can be reduced to a unique STD number. (However, it would be virtually impossible to decode the number without making an exhausting search through a directory, arranged only in alphabetical order of names.) Codes based on words and phrases are less readily automated than ciphers, though codes may be used within a cipher where personal privacy is needed.

Ciphering is the process of changing the plain text letter by letter so that the enciphered message still contains the original text but with either the position of the letters changed (transposition cipher) or new letters substituted (substitution cipher). Each process may be carried out more than once or a combination of both processes may be used. A simple substitution cipher could consist of simply moving each letter in the plain text a few places along the alphabet (e.g. putting a D for an A, E for a B, etc). This, however, would be extremely vulnerable to cryptanalysis — the art of breaking enciphered messages — by somebody not in possession of the cipher; language structure renders a simple substitution cipher little more than a child's puzzle. Simple transposition ciphers are similarly vulnerable.

To make substitution ciphers more secure, it is common practice to use different substitution alphabets to encipher successive letters of the plain text (polyalphabetic ciphers). For example an A might be changed to B in one position in the plain text but could be any other letter elsewhere. Most modern ciphers are based on poly-

alphabetic substitutions (or the equivalent in digital terms). The degree of security depends on the use of many substitution alphabets to avoid regular repetition of the use of any one of them. While the use of polyalphabetic ciphers greatly increases security, it brings about a need for the users to have some form of key or running key that is not available to the eavesdropper.

It is a feature of any complex cipher that the users need some form of aide-memoire or key to decipher the message, just as a code book or other form of memory is needed for codes. This may take many forms: book ciphers may use words or letters taken in some way from the pages of a readily available book; proverbs or poems may be committed to memory; special key blocks to provide running keys may be printed in a miniature book or pad; in electronic systems a key generator providing a specific stream of 0 or 1 can be in a potted, sealed module.

Historically a further form of secret writing has been important: concealed codes or ciphers, more correctly termed steganography where the users endeavour to conceal the existence of the secret communication. These vary from invisible inks, pin pricks (punctured codes), letter codes with short messages concealed in a long letter, and microdots to radio transmission techniques such as pseudo-noise forms of spread spectrum.

In a complex ciphering system there are two secrets that will, at least initially, be unknown to the eavesdropper: the general form of the substitutions and transpositions (the algorithm) and the key, Fig. 1. To recover the plain text, both need to be known and it may not be necessary for the users to keep both secrets from the eavesdropper. In electronic systems for commercial use, it may even be advantageous to establish and publish an agreed algorithm, the security of the cryptosystem then depending upon the key. It will then be

essential that the key should not become available to the eavesdropper and it is necessary to enforce strict rules of key management and key distribution.

## One-time systems

To be secure a polyalphabetic cipher needs to use a large number of different substitute-alphabets so that each is repeated only rarely. Ideally the same substitute-alphabet should be used only randomly: the users need to be instructed by means of a running key which substitute-alphabet to use for each letter of the plain text, and these instructions should, if possible, be given in a truly random sequence; in other words the sequence indicated by the key should never reoccur. In practice this can be done by means of a "one-time pad" or "one-time tape" containing strings of random letters, figures or binary digits. Such a key may indicate to the user by how much each letter should be shifted along the alphabet; a form of addition (but unlike arithmetical addition with no carry-forward): see Fig. 2.

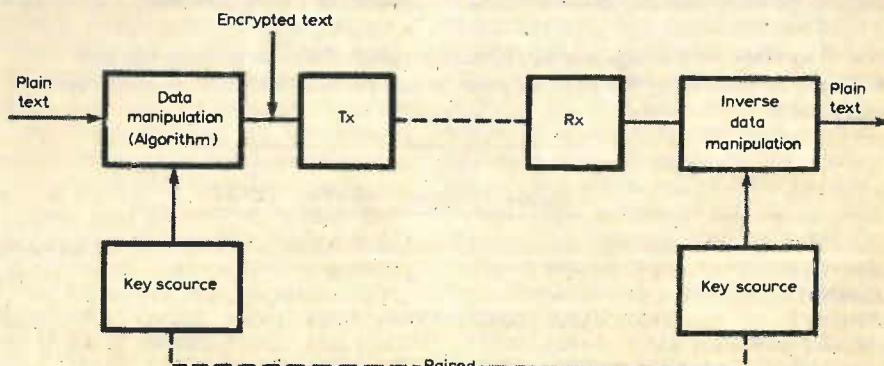
A true one-time system is unconditionally secure and will defy all forms of cryptanalysis.

## Cipher machines

For centuries, most encryption was done painstakingly by hand, aided sometimes by simple abacus-type machines and the liberal use of squared paper. Polyalphabeticity, first proposed in 1466 by the Italian architect Leo Battista Alberti, at the request of the Pope's secretary, gradually established itself as the dominant form of high-grade encryption and was the basis for the first successful coding machines and later for on-line machines. A series of early rotor machines were devised from about 1916 by Hebern, Koch, Damm and Scheribus and a basically similar machine but using six wheels and a drum or cage to generate the key was developed by Hagelin in 1934.

Most machines had a number of interchangeable rotors, electrically wired between input and output contacts as to form a whole series of polyalphabetic substitution ciphers. With say six rotors, there can be some  $26^6$  letters before

Fig. 1. Simplified outline of conventionally encrypted communication link in which the same running key is used for encoding and decoding with the same form of algorithm.





the cipher alphabet sequence repeats, although the authorized users (with identical machines and rotors) only had to know which permutation of rotors to use, their initial settings and usually some further permutations made possible, for example, by a manually adjustable jackfield.

Those who devised rotor machines had every reason to believe that they would be secure against all then-known methods of practical cryptanalysis; the combined efforts of codebreakers in Poland, France and at Bletchley Park, and the work of Friedman in the United States, showed this not to be the case. The Enigma-type machines of the Germans and Japanese (more complex forms of a machine developed and patented for commercial use) provided a massive input to the codebreakers for subsequent distribution as Ultra, Purple, etc. Methods of successfully attacking even single short messages in Hagelin cipher text with known plain text, or longer messages without this aid, have been described. Nevertheless there is no evidence that all rotor-type machine ciphers have been broken, even with computer assistance, as it is possible to add to their complexity in many ways, for example by increasing the number of rotors.

### Digital coding

In one sense all cipher text intended for telegraphic transmission involves the use of digital codes. Morse code, for example, can be classified as a binary non-return-to-zero digital code. However modern practice is to convert the plain text into digital form particularly for on-line systems and only then make it secret by combining the resultant bit stream with a running key, also in digital form, Fig. 3. If the running-key is

used only once (one-time) the resulting cryptosystem can be considered unconditionally secure. On the other hand, if, for example, a simple pseudo-random bit generator is used to provide a shift-register sequence, which need not recur, then it is essential to use non-linear logic. If linear logic is used, Diffie and Hellman claim that the resulting cryptosystem can be broken in a few seconds on a minicomputer. It was this vulnerability that led IBM to investigate non-linear block ciphers in which the plain text is divided into separate blocks, with each block operated on independently. Such a cryptosystem using simple substitution requires an extremely large number of key bits. The IBM approach has therefore been to use relatively few key bits but to subject each block of text to a very complex series of transformations, including both transpositions of order and substitutions based on the derived keys.

The aim has been to produce a computationally secure cryptosystem comprising a large number individual cryptosystems each of which employs the same algorithm yet which can be deciphered only by someone who can generate the correct, though relatively short, unique key sequence. From a manufacturing viewpoint, there are clearly significant advantages if a high proportion of all commercial/industrial data security systems can be made using just one standard encryption algorithm. The user also gains because systems become compatible. In 1977, what might at first sight seem an absurdity was published in the USA: a "standard" for a secret encryption system. But, of course, only the algorithm is public property: the individual short digital sequence used to generate the key stream for the authorized users is still kept secret,

involving great care in key management and key distribution. The basic key generator may be in the form of a sealed, potted module.

Digital systems have a further important advantage: their use is not confined to text but, provided that the system is fast enough, it can be applied to real-time digitized speech, thus providing telephone and radiotelephone scrambling or privacy systems much more secure than with the traditional forms of analogue scrambling.

Digital encryption can be applied also to computer installations even where no data transmission links are involved to prevent unauthorized users from withdrawing information or to prevent software piracy.

### Cryptanalysis

The moment anything is committed to paper or fed into an electronic store as plain text or as encrypted messages, it becomes vulnerable to an eavesdropper, whether by interception, data theft or physical access. If the encrypted material cannot be read by the eavesdropper with the help of cryptanalysis then it can be deemed secure. Nevertheless a determined eavesdropper in such circumstances will seek to acquire examples of known plain text, for example from message files before they have been enciphered, or after they have been deciphered, or from subsequent release in paraphrased form, or by being re-enciphered into a non-secure cryptosystem. Any code or cipher, even one which like a one-time cryptosystem is defined as unconditionally secure, is in practice only as secure as the circumstances surrounding its use.

An eavesdropper faced with cipher text that cannot be deciphered often retains the encrypted material in the hope that success may come later, when perhaps some of the plain text will have come into possession as described above; or when time has allowed careful observation of what happens after the receipt of the message by the addressee. Many cryptosystems that may be difficult to break into purely from the encrypted messages may reveal their algorithms or their keys when attacked with known text and this information may then open the lock to other messages past and future using the same cryptosystem.

If all else fails a computer can search the encrypted message using all or some of the possible key permutations until a meaningful result is achieved. Modern digital systems may require a very extensive search indeed; a key of 100 binary digits will represent  $2^{100}$  possibilities, a mind-boggling total.

In the years BC (before computers) cryptography depended for absolute security either on keys of unlimited length, great ingenuity in the use of algorithms, or by doubling or tripling the various processes (e.g. double-transposition ciphers). Today the

Fig. 2. Simplified form of polyalphabetic substitution enciphering in which the position of each letter of the original text (plain text) is shifted along the alphabet by an amount determined by the corresponding letter of the key. For example  $N + B = P$ . A cipher text letter may thus represent any letter of plain text except itself. If the running key is truly random and of unlimited length the cipher cannot be broken.

	A	B	C	D	E	F	G	H	I	J	K	L	M	N	O	P	Q	R	S	T	U	V	W	X	Y	Z
	1	2	3	4	5	6	7	8	9	10	11	12	13	14	15	16	17	18	19	20	21	22	23	24	25	26
PLAIN TEXT	N O W I S T H E T I M E F O R A L L																									
RUNNING KEY	B A C E D Z O P K R H I G J N S U F																									
SHIFT	2 1 3 5 4 26 15 16 11 18 8 9 7 10 14 19 21 6																									
CIPHER TEXT	P P Z N W S W U E J U N M Y F T G R																									

Fig. 3. Simplified form of digital polyalphabetic cipher. Random running key acts individually on each bit of the digitized plain text to produce an unconditionally secure cryptosystem.

A/D CODE													ETC														
	A	B	C	D	A	B	C	D	A	B	C	D															
	00001	00010	00011	00100	00101	00110	00111	01000	01001	01010	01011	01100	01101	01110	01111	10000	10001	10010	10011	10100	10101	10110	10111	11000	11001	11010	11011
PLAINTEXT	T	H	E	Q	U	I	C	K	B																		
DIGITIZED																											
PLAINTEXT	10100	01000	00101	10001	10100	01001	00011	01011	00010	01101	11011	00100	01001	00011	00001	00101	11011	00010	01101	11011	00010	01101	11011	00010	01101	11011	00010
RUNNING KEY	0110	11001	00110	10101	11101	01010	00010	01140	11011	00010	01101	11011	00010	01101	11011	00010	01101	11011	00010	01101	11011	00010	01101	11011	00010	01101	11011
TRANSMISSION	11000	10001	00011	00100	01001	00011	00001	00101	11011	00010	01101	11011	00010	01101	11011	00010	01101	11011	00010	01101	11011	00010	01101	11011	00010	01101	11011



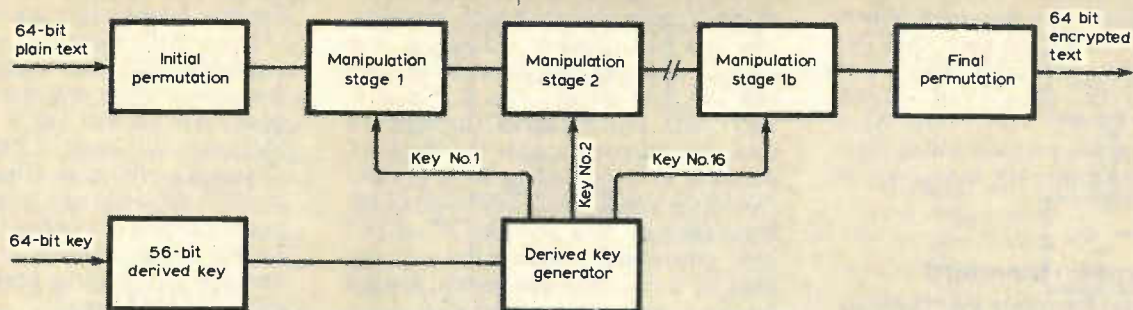


Fig. 4. Basic outline of the NBS data encryption standard in which the plain text is divided into 4-bit bytes and subjected to 18 stages of substitution and transposition.

emphasis is on making the transformations of the plain text so complicated that even with massive computer power it would be totally uneconomical to search out all possible solutions; such ciphers are then termed computationally secure. However not all ciphers that are thought to be secure against computer attack may be so in reality. According to Martin Hellman, "At present mathematicians lack the tools for proving systems to be computationally secure and the history of cryptography demonstrates all too well that supposedly unbreakable systems have hidden flaws".

### Security of codes

The so-called one-time pad, that is to say the provision of truly random paired keys of unlimited length, has long been accepted as one of the few systems that are unconditionally secure. The use of such a system however involves many practical difficulties, including the production and distribution of the pads or tapes. If used for multiple-address messages then the loss of one pad puts the entire system in jeopardy; if operated only with paired-users the production and distribution costs become formidable. Physical security of machines is important and personnel may sometimes be suborned.

In practice the cage and keywheels of the Hagelin machine and the rotors of Enigma, Sigaba and the British Typex machines provided the workhorses for high-grade traffic until the development of purely electronic, on-line systems based on digital techniques.

Many systems may be relatively impregnable against a listener who has access only to the enciphered messages, but may be fallible if some or all of the plain text of some of the messages is known. There are various ways in which this situation may arise, either from system faults, human errors or by deliberately inducing the user to send a message of which at least some words will be known to the codebreaker. Then again it is usually necessary for the sender to include key groups which provide instructions for the decoder, or indicate the priority of the message and which may reduce its security. The techniques of traffic analysis, particularly when applied to military communications, can provide valuable in-

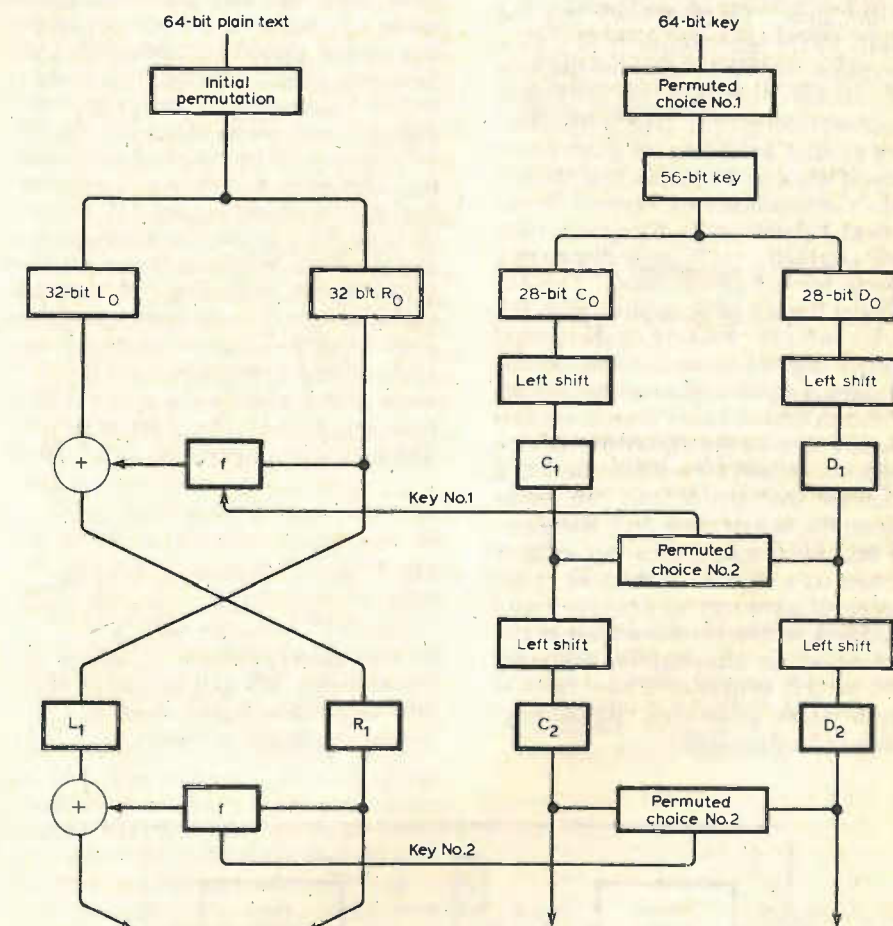


Fig. 5. Basic arrangement of DES shows the form of structure of the data manipulation and derived key generation; pattern is repeated many times and provides non-linear logic.

telligence even when the code remains unbroken. Deception techniques, including the holding and subsequent re-transmission of an operational message at a different time, or (where the code can be broken) the alteration of its contents may be less applicable to the commercial than the military scene, but cannot be disregarded altogether. Deception operations which were aided by the use of codes thought to be secure or in which warning check signals were disregarded included the now well-known British "Double-Cross" and the German "North Pole" exploitation of radio links.

Human fallibility, including failure to operate strictly the signalling rules of a system, plays an important role in cryptanalysis. It was once my experience to decode a message made secure by a one-time pad with a plain text that read: "Hawker is not repeat not to have access to the code books". When I duly presented this to the addressee, he laughed and told me to continue decoding his messages as before! Humans have a habit of defeating systems.

The existence of a communications channel carrying coded messages provides a strong temptation to unauthor-



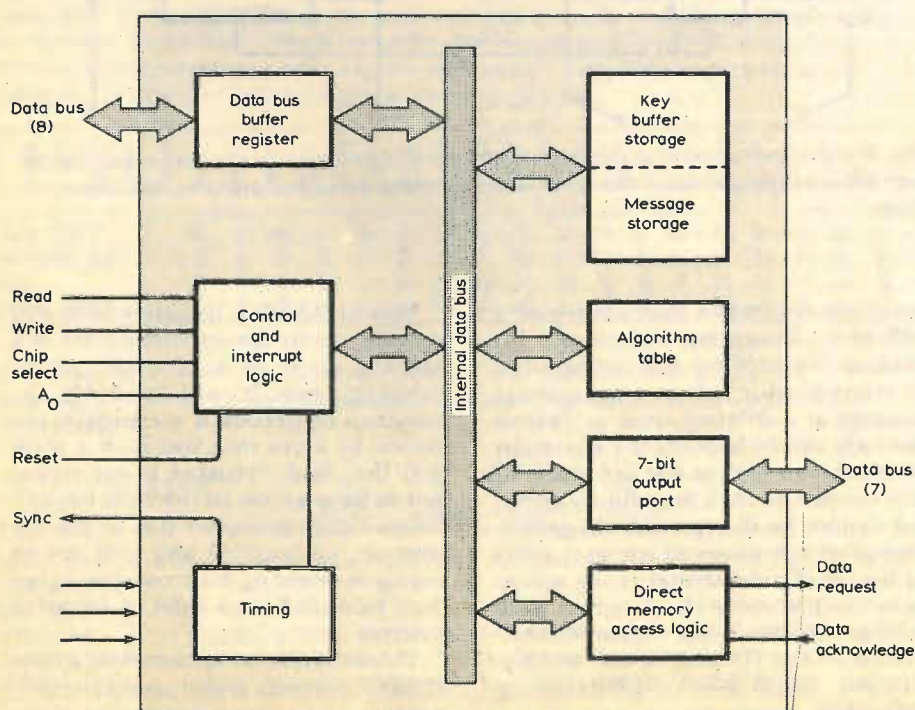
used users, who seek access to the channel for their own purposes. When the Americans built an elaborate defence microwave network in Vietnam it was regularly used and much appreciated by the Viet Cong. At a lower level, signals personnel may establish their own private networks of communication.

### Data encryption standard

During the past few years the relatively open study of modern cryptography, particularly by IBM and at Stanford University, California, is leading to a better understanding of the requirements of systems for the protection of commercial and administrative data transmission. The IBM work has led directly to the establishment of a data encryption standard (DES) for the safe transmission of sensitive (but not highly classified) information. DES is based on work by IBM, including six years development work by Tuchman and Meyers of the Communications Systems Development Laboratory in Kingston, New York originally for a cash-dispensing scheme for a London bank. The US National Bureau of Standards with the advice of the American National Security Agency have established the Standard and provides a test bed for the validation of hardware based on this complex non-linear algorithm device design is checked for malfunctions and to ensure that the output can never contain the key or plain text. However, the establishment of DES has already sparked off a vigorous debate as to the degree of security it provides and whether it would not have been better to develop an alternative, probably more secure, system of a new form of cryptosystem, known as "public-key" systems (third column).

DES provides a ciphering algorithm or set of rules involving both substitution and transposition techniques and capable of being implemented in current l.s.i. technology: Figs 4, 5 and 6. Each data block passes through 18 data-manipulation stages in which 16 different internal coding keys are derived from a 56-bit main key (with 64-bit input coding). This provides  $2^{56}$  or  $10^{17}$  keys, presenting a codebreaker with the need for a truly massive search, always provided that nothing is known about the enciphering key. Diffie and Hellman, advocates of the public key system, pointed out that knowledge of even a quite small part of the basic key would greatly reduce the search required, and that l.s.i. technology now makes it possible to contemplate searches of gigantic proportions. They postulate a decoding machine using a million l.s.i. chips, that could search  $10^{12}$  keys per second, so that even the full  $10^{17}$  keys could be searched in about a day. This modern version of "Colossus" would cost an estimated £10-million, with an average cost per solution of about £2500. While only a very few organisations, including governments, could positively contemplate building such machines, the mere possibility tends to send shivers down the spines of those who are intending to trust their data security to the NBS standard. There is some suspicion, reflected in

Fig. 6. Simplified arrangement of the NBS-certified Intel 8294 data-encryption 40-pin l.s.i. chip which forms a microprocessor peripheral capable of implementing DES up to speeds of 640 bits/second or at higher speeds by parallel connection of devices.



American comments, that the National Security Agency may not be over-keen to promote the adoption by the business community of codes that they could not themselves break and that they persuaded IBM to opt for a 56-bit key. Memories die hard of NSA's Project Shamrock which is alleged to have scanned all telegraph and telex traffic passing in and out of the United States for key words (British readers feeling complacent should recall the 1967 cable-vetting furore).

Several systems using basically similar techniques have been proposed or developed for application to computers, including home computers, where no data transmission is involved, to prevent unauthorised users from withdrawing information or to prevent software piracy. An 80-bit key is used by Cryptext for a low-cost home computer system and a cryptomicroprocessor has been proposed by Best. The idea is to encipher computer programs or stored data and then decipher them as each instruction is fetched for execution.

### Public-key systems

Although the DEC algorithm is being widely, if at times hesitantly, welcomed by industry and commerce, and suitable l.s.i. devices are appearing on the market and incorporated in systems, it has to be accepted that it is a system of limited security, even though nobody has yet proved publicly that this is the case. An alternative family of novel cryptographic techniques, known as "public key cryptography" has recently been advocated on the grounds of providing greater security in the long-term, although at present it is at a less advanced state of development.

Public-key systems were first proposed by Merkle, Diffie and Hellman at Stanford University; in these, only the addressess would hold the deciphering key which would not be available to the person enciphering the message or date, Fig 7.

It is claimed that public-key systems overcome the problem of distributing key generators or one-time tapes by separating the enciphering and deciphering functions. In effect they provide a technique by which the sender of the message enciphers it for a particular addressee without herself having the ability to decipher it. The rather convoluted mathematics of public-key cryptography has been set out in some detail by Hellman in *Scientific American* (August 1979) and no attempt is made to reproduce here the 10-page explanation given here.

But, in brief, several systems have been proposed in which the family of enciphering transformations can be separated from the family of deciphering transformations in such a way that given a member of one family it is not feasible to find the corresponding member of the other. Front-runners among these systems are the



RSA public-key cryptosystem devised by Rivest, Shamir and Adleman (whose initials make up the "RSA") and so-called "trapdoor knapsack" system by Merkle and Hellman (trapdoor is meant to indicate a one-way or irreversible function, while the term knapsack is derived from a class of mathematical puzzles that require the solver to determine how many rods of the same diameter, but of differing lengths, would completely fill a given knapsack).

In practice, a public directory would indicate the addresses's encryption key number but not his private individual decryption key. The system depends on the mathematics of number theory, that is the study of the properties of integers. Encryption-decryption "mates" are established by using integers that separate the two algorithms. In a much simplified sense, the system can be thought of as depending more on multiplication than the traditional polyalphabetic shifting (addition) of the running key and the plain or partly coded texts as already outlined in Figs 2 & 3.

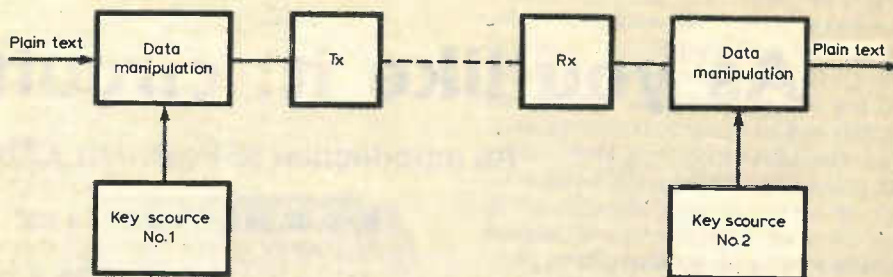
In the RSA system, developed at MIT, the security is based on the concept that multiplying is easy to a computer but factoring is extremely difficult. For example, whereas two 100-bit factors can be multiplied electronically in a fraction of a second, the reverse process of factoring them might take a million years even with a one-microsecond instruction time.

All the public key systems that have been proposed face the criticism that compared with the systems based on the DES they are only at a relatively early stage of development — and for this reason may never be fully developed for commercial applications.

An advantage of public key techniques is that they are "read only" systems and so, for example, would not permit data read out from remote instruments (in say a host country) to be doctored en route. Yet at the same time a decryption key could be made available to the host country. Similarly they can also provide an authentic digital signature as it is no longer possible for an addressee, himself or at any of his terminals, to encipher a message purporting to come from the addressor as, of course, can be done with all conventional cryptosystems. The public-key approach clearly has many attractions, especially in eliminating or reducing many of the problems of key distribution and key management.

### Secure — but how secure?

At the 1979 British Association meeting, Sir Noman Lindop, former chairman of the Home Office data protection committee claimed that the UK lags behind Europe in enforcing legislation to protect the public from the abuse of computer-stored personal data and that we are becoming "an illicit data haven." While security of data transmission is only one aspect of this subject, it is one



that seems likely to be of increasing concern to systems designers. As David Kahn states in his introduction to *The Codebreakers* — "codebreaking is the most important form of secret intelligence in the world today". Its ramifications are now spreading well beyond the confines of the military, diplomatic and intelligence communities.

Codebreaking can be helped by analysis of the electrical interference radiated by nearby coding equipment or even by directing strong radio signals at the equipment and then analysing what occurs, rather as analysis of the sounds emitted by electromechanical coding equipment could provide an eavesdropper with valuable clues as to its operation. Cryptanalysts are by no means restricted to theoretical methods of solving codes, and for example an electrical fault, or irregular pulse shapes may provide useful information.

Many electronic engineers in the UK are today directly concerned with the implementation of data protection systems; the current American controversy about DES, however, shows the desirability of drawing on the past, pre-electronic history and experience of cryptography. Nobody wants to keep re-inventing the wheel, or more importantly, re-inventing square wheels. The disasters as well as the successes of British cryptography should not be forgotten. How many lives and ships might have been saved if, for example, the Admiralty had heeded Lord Louis Mountbatten's advice, when he was Fleet Wireless Officer in the 1930s, to develop machine codes offering greater security than the hand codes then in use? In the outcome the broadcast instructions to the British and Allied merchant ships were read by the German Beobachter-Dienst until the autumn of 1943 and many of the Royal Navy messages were read in the first year of World War II.

Those American cryptographers concerned at the danger of uncritical acceptance of NBS's DES by industry concur that this is a difficult system to break and that it could well fulfil all normal commercial requirements for the next 5-10 years — but stress that users must recognise that it provides only limited security against a determined eavesdropper. The greatest danger of a cryptographic system remains, as always, the false sense of security it may give. □

Fig. 7. Simplified outline of a public key system in which the key and basic algorithm used by the sender can be publicly known but each user keeps secret the decoding key. The form of data manipulation used by the sender prevents decoding except by a holder of the particular decoding key for which the message is enciphered.

### Further reading

The following sources have been used *passim* in this article:

Whitfield Duffie and Martin E. Hellman, Privacy and authentication: an introduction to cryptography, *Proc IEEE*, vol. 67, no. 3, March 1979 (with extensive bibliography).

Martin E. Hellman, Mathematics of public-key cryptography, *Scientific American*, August 1979.

Harvey J. Hinden, LSI-based data encryption discourages the data thief, *Electronics*, June 21, 1979.

John Beaston, One-chip data-encryption unit accesses memory directory, *Electronics*, August 2, 1979.

Harvey J. Hinden, New security planned for data, *Electronics*, August 16, 1979.

Bob Gorman, Encryption the key to security, *Electronics Weekly*, September 12, 1979.

### Miniature, ten-line telephone exchange.

Several small errors, for which we apologize, crept into this article in the August issue. Firstly, the open contact of A<sub>1</sub> on p.42 should go to the open contact of D<sub>2</sub>, not the junction of FC<sub>2</sub> and the 470ohm resistor. Secondly, the make contact connected to the closed contact of D<sub>2</sub> is FC<sub>1</sub>, not FC<sub>2</sub>. Lastly, in Table 2 on p.45, the relays operated on called-line 2 are SB and HB.



# As you like it: circuits or fields

An introduction to Poynting's Theorem

by D. A. Bell, F.Inst.P., F.I.E.E.

**Like Faraday [Maxwell] looked upon the role of conductors in electricity as a minor one, since they served only as terminations of the lines of force of the surrounding electric field.**

*Encyclopedia Britannica*

Physics offers several other examples of dual representation – light waves and photons, electrons as particles or waves (electron diffraction) – but only in electrical phenomena are the two dual representations, circuit and field, *always and exactly* interchangeable. It is only in the present century that there has been such a tremendous development in the techniques of circuit analysis, while earlier scientists such as Faraday (1791-1858), Maxwell (1831-1879) and Poynting (1852-1914) regarded fields as pre-eminent. (It should be added that fields involve the use of vectors, and often difficult geometric problems, whereas circuits involve only the algebraic manipulation of one-dimensional quantities.) The development of waveguide and associated techniques, for which circuit representation is impracticable, may tend to redress the balance.

The first question asked nowadays is "Are fields real?" Those who ask this question overlook the fact that the established alternative to fields is action-at-a-distance. We are so used to the idea of gravitational attraction that it needs an Einstein to remind us of the problem which much concerned people before Newton, namely how can the sun exert a force on a planet across millions of miles of empty space? Electric and magnetic fields were introduced to 'explain' similar remote forces in electromagnetic phenomena and Maxwell showed that such fields could be propagated as waves, in empty space as well as in material media. (See "No radio without displacement current", *Wireless World*, August 1979.) Evidence in support of this idea of electromagnetic fields is the fact that their velocity of propagation can be observed. An interesting example of this is that a circular loop of wire acquires radiating properties, i.e. becomes a useful frame aerial instead of simply an inductor, when the time taken for the magnetic field to spread from one side of the loop to the other becomes a significant part of the period of the alternating current which is producing it.

So acceptable is the concept of fields and waves in substitution for action-at-a-distance that scientists are now looking for gravity waves (without much success so far). It is true that discarding the "luminiferous aether", which was supposed to be an all-pervading medium supporting electromagnetic waves, means that fields which were originally thought of as "states of stress in a medium" must now be regarded as "properties which exist in space", but is this more difficult to accept than other indispensable concepts of modern physics, such as the wave nature of the electron and the quantisation of energy? The difficult concept of wave mechanics (sometimes described in terms of "waves of probability") provides the theoretical basis for the whole of modern solid-state technology. Einstein's proposed solution of the problem of gravitational action-at-a-distance was to enhance Newton's law, that a force-free moving body continues in a straight line, by replacing "straight line" by "shortest line in 'curved' space" with the 'curvature' being due to the presence of mass. The 'curvature' of space by the presence of mass is just as far from everyday experience as fields in empty space. Whichever way you go, modern physics demands faith in something which is not comprehensible in term of everyday experience: the laws of physics demand acceptance because they produce a coherent structure of theory which accords with all experimental evidence.

Let us now look at the simplest example of the circuit/field equivalence, namely the energy stored in a charged capacitor made up of two plane parallel electrodes separated by a dielectric which may be anything from a

vacuum to high-permittivity ceramic (Fig. 1). From a circuit viewpoint we say that the work done in transferring charge  $q$  from one plate to the other is  $qv$  where  $v$  is the potential difference between plates at the time of transfer. Since  $v$  increases as the charge builds up the total work done (and therefore energy stored) is expressed in terms of the final charge and potential difference as

$$W_c = \frac{1}{2}QV \quad \dots \dots \dots (1a)$$

$$= \frac{1}{2}CV^2 \quad \dots \dots \dots (1b)$$

using the relation  $Q = CV$ . But according to the theory of electromagnetic fields, the energy stored in the dielectric is  $\frac{1}{2}DE$  per unit volume where  $E$  is the electric field-strength and  $D$  is a field quantity equal in magnitude to the charge per unit area of the conducting surface bounding the field ("the surface on which the lines of force end", as Faraday and Maxwell would have said). But  $E$  is  $V/d$  and  $D$ , being equal to the charge per unit area of plate, is  $Q/A$ ; and the volume occupied by the field is  $dA$ . Thus the total field energy should be  $W_f = (dA)(\frac{1}{2}DE)$

$$= (dA)\frac{1}{2}(Q/A)(V/d) = \frac{1}{2}QV \quad \dots \dots (2)$$

which is the same as (1a) so the equivalence works in this case. A minor caveat is that the formula " $\frac{1}{2}DE$  per unit volume" has been rigorously proved only for the average over an infinite volume (because the proof depends on the rates at which different vector field quantities vanish at infinity) but it has always worked when applied to particular finite cases.

But what is the significance of the extra field quantity  $D$  which was slipped into the derivation of equation (2) and was said to be equal to the charge density at the boundaries of the field? In a well behaved dielectric (linear and isotropic)  $D$  is simply equal to  $\epsilon E$  where  $\epsilon$  is the dielectric constant of the medium. But what is the dielectric constant of a vacuum? This is where we tend to get a conflict between physicists and engineers. Physicists used to use the c.g.s. system of units, in which the dielectric constant of vacuum is unity and so  $D$  is equal to  $E$  in a vacuum. (Before assuming that they are the same thing, as well as being equal in magnitude, note that it was the rate of change of  $D$ , not  $E$ , which Maxwell called displacement current.) Some physicists argue that they must be identical, because the only physical entities which really exist

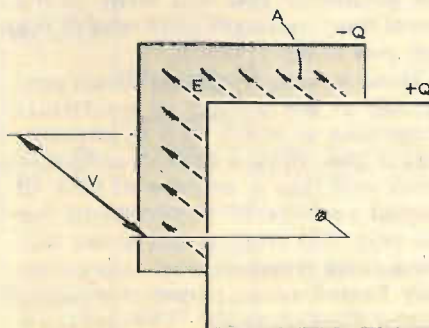


Fig. 1. Electric field and charges in a parallel plane capacitor.



are space and sub-atomic particles; and the difference between  $D$  and  $E$  in a material medium is due to the reactions to the field of the various charged particles in the medium. From an engineering viewpoint, however, it is convenient to split the fields between "cause" and "effect", the former being independent of the nature of the medium. In electrostatics the total value of  $D$  integrated over a surface is equal in SI units\* to the enclosed charge from which the "flux of electric induction"  $D$  originates (Gauss's theorem). This is always true, whatever the medium, so  $D$  can be regarded as a primary field which emanates from charge, the "cause" of any observed phenomenon. Then the electric force field  $E$  is an "effect" of which the magnitude is found by dividing  $D$  by the dielectric constant  $\epsilon$  of the medium, which for a vacuum is  $\epsilon_0 = 8.854 \times 10^{-12}$ . (The units are farads per metre.) The reason why  $\epsilon_0$  is not made unity in the SI system is to enable the system to incorporate ampere, metre, kilogram and second as basic units. One can test directly the inverse-square law of force between two concentrated charges, but one will need a constant of proportionality like the gravitational constant in the formula for the gravitational force between two masses. If the formula for force between two charges

$$\text{Force} = \frac{q_1 q_2}{4\pi\epsilon r^2} \quad (3)$$

is to apply with force in newtons, charge in coulombs and distance in metres, then for a vacuum  $\epsilon$  must be given the value cited above for  $\epsilon_0$ . The right-hand side of equation (3) can be split by introducing electric field of force  $E$ :

$$\text{Force} = q_1 E_2$$

where

$$E_2 = \frac{q_2}{4\pi\epsilon r^2} \quad (4)$$

The subject of magnetism has been confused by the use of permanent magnets and is more complicated because the simple (scalar) relationships of electrostatics have to be replaced by vector relationships. The equation for the element of force between two current elements of lengths  $d\mathbf{l}_1$ ,  $d\mathbf{l}_2$  and current strengths  $i_1$ ,  $i_2$  is

$$d\mathbf{F} = \frac{\mu}{4\pi} \cdot \frac{i_1 d\mathbf{l}_1 \times i_2 d\mathbf{l}_2 \times \mathbf{a}_r}{r^2} \quad (5)$$

where heavy type indicates vector quantities,  $\mathbf{a}_r$  is a unit vector in the  $r$  direction and the crosses indicate vector or cross products rather than arithmetic multiplications. This also can be split into a current and a field of magnetic force,

$$d\mathbf{F} = i_1 d\mathbf{l}_1 \times \mathbf{B}_2 \times \mathbf{a}_r$$

where

$$\mathbf{B}_2 = \frac{\mu}{4\pi} \cdot \frac{i_2 d\mathbf{l}_2}{r^2} \quad (6)$$

If  $B$  is uniform along the length of a current-carrying conductor, and

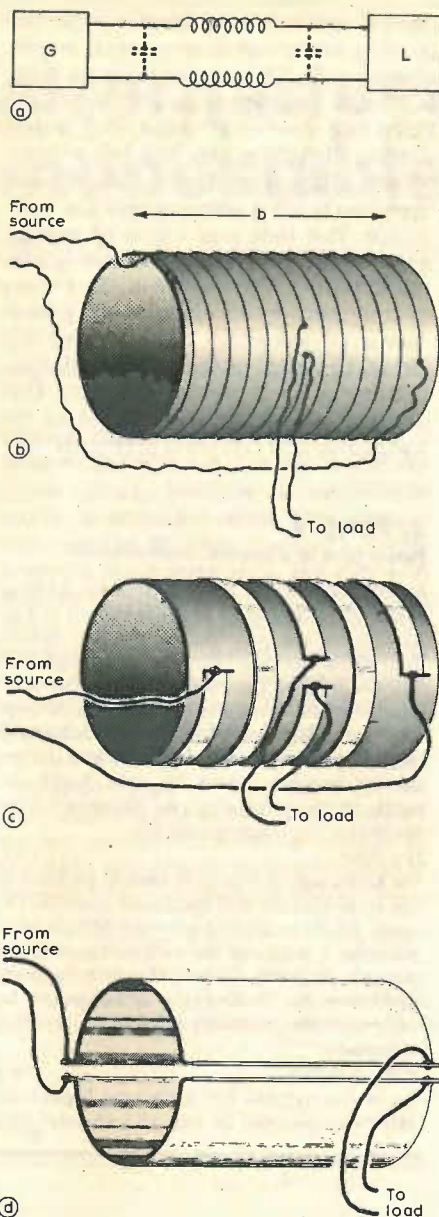


Fig. 2(a). Equivalent circuit of a source  $G$  connected by a transmission line to a load  $L$ ; (b) circuit of (a) simulated with a multi-turn centre-tapped inductor; (c) as (b) but winding of inductor reduced to a few turns; (d) inductor winding reduced to a single centre-tapped turn. (The connecting wires are only indicative and not at all practical.)

throughout at right angles to it, equation (6) can be simplified to an arithmetic relation

$$F = B i l \quad (7)$$

which can be used, for example, to predict the force on the coil of a moving-coil loudspeaker. From Maxwell's fourth equation, expressed in terms of  $H$  and  $D$  rather than  $B$  and  $E$ ,

$$\text{curl} \mathbf{H} = \mathbf{J} + \frac{d\mathbf{D}}{dt} \quad (8)$$

we see that  $H$  depends only on currents and charges ( $\mathbf{J}$  is current density) and is independent of the medium. Engineers have long regarded  $H$  as a "cause" and called it magnetomotive force, while the

magnetic flux  $B$  is regarded as an "effect": one has to provide the appropriate magnetomotive force in order to establish the desired flux in a given magnetic circuit. Unfortunately the electric and magnetic systems are not quite symmetrical since in the electric system field  $D$  is continuous across a boundary between different media, but in the magnetic system field  $B$  is continuous. This is related to the point that 'lines' of  $D$  terminate on electric charge while 'lines' of  $B$  are always closed loops.

After this lengthy digression to establish electric and magnetic fields we can come to Poynting's theorem (proposed by J. H. Poynting in 1883) that the flow of energy in an electrical system which is usually expressed as the circuit quantity  $vi$  can alternatively be expressed in terms of the power flow per unit area of a surface drawn through the electric and magnetic fields surrounding the conductors. In vector notation this flow is represented by the Poynting vector

$$\mathbf{P} = \mathbf{E} \times \mathbf{H} \quad (9)$$

The vector  $\mathbf{P}$  is at right angles to the plane containing  $\mathbf{E}$  and  $\mathbf{H}$  and its magnitude is  $EH \sin \theta$  where  $\theta$  is the angle between  $\mathbf{E}$  and  $\mathbf{H}$ ; and in most cases of interest  $\mathbf{E}$  and  $\mathbf{H}$  are at right angles so that the magnitude of  $\mathbf{P}$  is simply  $EH$ . The coaxial cable provides an example in which the fields are known and limited in extent (within the cable); but it involves a little mathematics to deal with the radial non-uniformity of the fields and has therefore been relegated to the appendix. A strip transmission line provides an example with simple rectangular geometry (if one neglects fringing at the edges) and provides an opportunity to enlarge on the measurement of  $H$  in amperes per metre.

The circuit shown in Fig. 2(a), with the inclusion of the capacitances in dotted lines, is the lumped equivalent circuit of a transmission line between a source  $G$  and a load  $L$ . Note that we are not in any way restricted as to frequency. The source  $G$  may be simply a battery supplying d.c. or an a.c. generator; and the load may be simply a resistance or a complex impedance. In the latter case there may be a phase angle between electric and magnetic fields, but this is taken care of by the fact that the Poynting vector uses instantaneous values of field and the average power flow is to be found by averaging  $P$  over a complete cycle of the alternating current. In Fig. 2(b) the inductive part of the equivalent circuit is shown as a solenoid of length  $b$  wound with a fairly large number  $n_1$  of turns of thin wire carrying a small current  $i_1$ . The load is inserted at the centre of the inductance. If end effects are neglected, the magnetomotive force is  $H = n_1 i_1 / b$  (10) In Fig. 2(c) the coil has been re-wound with a small number  $n_2$  of turns of copper strip carrying a larger current  $i_2$ .

\* SI units are an international set of units, by now universally adopted, which are mostly identical with m.k.s. units.



As long as  $n_2 i_2$  is equal to  $n_1 i_1$  the value of  $H$  will be the same. In Fig. 2(d) the process has been pushed to the limit, with only one turn. Alternatively the changes can be thought of as taking the original winding with groups of different numbers of turns in parallel instead of in series. Clearly the number of turns, or the series/parallel connection of turns, does not matter as long as the total current circulating around the solenoid is kept constant. For Fig. 2(d) in particular one can write

$$H = i/b \text{ amperes/metre} \dots\dots\dots (11)$$

It is a simple matter to squash the inductor of Fig. 2(d) into the strip transmission line of Fig. 3. The magnetic field in the space between conductors will remain unchanged at  $H = i/b$  A/m. Assuming for the moment that the resistance of the transmission line is negligible so that the potential difference between the two strips is  $v$  throughout the length, then with separation  $d$  the electric field is  $E = v/d$  volts/metre. The magnitude of the Poynting vector for power flow per unit area through a cross-sectional surface is

$$P = EH = (v/d)(i/b) \dots\dots\dots (12)$$

But this is per unit area and the area of cross-section is  $bd$  so the total power flow is  $bdP = vi$ .

If the voltage drop along the line is not negligible, the conditions near the upper strip are as shown in Fig. 4. The electric field no longer consists only of the component  $v/d$  normal to the strip:

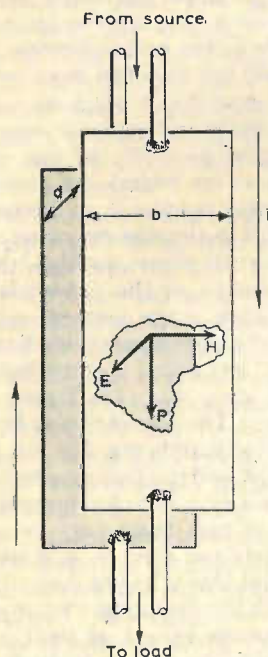


Fig. 3. Strip transmission line.

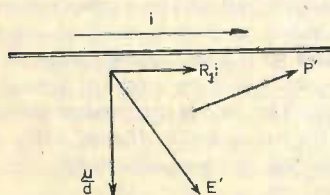


Fig. 4. Directions of fields and of Poynting vector near a lossy plane conductor.

there is also the component  $R_i i$  corresponding to the volt-drop per unit length of conductor. The resultant electric field is  $E'$  and consequently the modified Poynting vector  $P'$  does not point straight along the gap, but has a component (proportional to  $R_i i$  and  $H$  and therefore to  $i^2 R_i$ ) pointing into the conductor. This indicates a flow of energy from the field into the conductor which matches the  $i^2 R$  loss. The Poynting vector method of calculating power flow is always exact, and you may use either the circuit or the field calculation, whichever is more convenient. One obviously uses the field calculation for waveguide and radiation problems.

## APPENDIX

### Power flow in a lossless coaxial cable.

A cross-section of a coaxial cable having inner and outer radii  $a$  and  $b$  is shown in Fig. A1. Calculation is simplified if it is assumed that (a) the working frequency is so high that one can neglect penetration of the currents into the conductors and (b) resistive voltage drop along the length of the conductors is negligible. (In fact conditions (a) and (b) are not independent since the skin depth depends on the resistivity.) At distance  $r$  from the centre the magnetic field is

$$H = i/2\pi r \dots\dots\dots (A1)$$

We know that the electric field is greatest at the inner surface and decreases towards the outer, but its relationship to the difference of potential  $v$  between the two surfaces is not obvious. By using Gauss's theorem as in the procedure for finding the capacitance between coaxial cylinders it can be found that at radius  $r$

$$E = v/r \ln(b/a) \dots\dots\dots (A2)$$

( $\ln$  is the symbol for a natural logarithm, otherwise denoted by  $\log_e$ .) The power flow

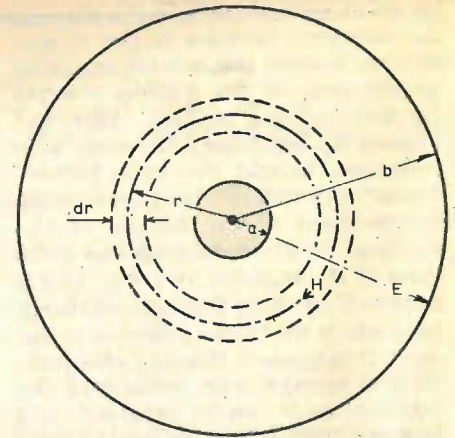


Fig. A1. Cross-section of coaxial line with inner and outer conductors of radii  $a$  and  $b$ . The direction of power flow,  $E \times H$ , is into the paper.

$dW$  through an annulus between radii  $r$  and  $r+dr$  is given by the magnitude  $EH$  of the Poynting vector multiplied by the area  $2\pi r dr$  of the annulus. (The direction of the Poynting vector is of course parallel to the axis of the coaxial system.)

$$dW = EH \cdot 2\pi r \cdot dr = iv \cdot dr / [r \ln(b/a)] \dots\dots\dots (A3)$$

The total power flow is then

$$W = \frac{iv}{\ln(b/a)} \int_a^b \frac{dr}{r} \dots\dots\dots (A4)$$

But the value of the integral is  $\ln(b/a)$  so

$$W = iv \dots\dots\dots (A5)$$

If the resistance of the conductors is significant, then just as in the case of the strip line there will be a component of  $E$  parallel to the length of the system and a component of the Poynting vector pointing into the conductors to account for the  $i^2 R$  loss.  $\square$

# BOOKS

**Telecommunication System Engineering**, by Roger L. Freeman, is described as "a textbook and ready reference for the student, practising engineer, planner and telecommunication engineer." The view of telecommunications adopted is the widest possible, since in 480 pages radio is only allotted 66, which does seem a little cavalier, to say the least. The main body of the book is therefore concerned with the communication over telephone circuits of voice messages, data and facsimile, in analogue and digital forms.

In the field the author sets out to cover it is difficult to imagine a more complete treatment, starting as it does with a diagram of two telephones, a cable and a battery, and finishing with the concept of digital data networks and the economical technical planning involved in national networks. The author is American, which may mean that some transatlantic terms are unfamiliar, although he has used the UK engineers' term 'bearer,' for example, to denote the signal-carrying medium. The book is published at £17.70 in hardback by John Wiley and Sons Ltd, Baffins Lane, Chichester, West Sussex, PO19 1UD.

**Practical Hi-Fi Sound**, by Roger Driscoll, is the latest in a long line of books intended to clarify the absurd technospeak so carefully built up by makers of sound equipment. The main difference between this one and a great many of the others is that this author keeps his object well in mind and does not fall prey to the temptation to show his own technical superiority.

The treatment is not detailed, but rather seeks to answer the questions which would be asked by someone who wanted to know some of the background to the present state of audio equipment. The two introductory chapters are concerned with musical sounds and their reproduction, being followed by two sections on equipment, including building instructions for a loudspeaker. The acoustic performance of the listening rooms is dealt with in the final chapter. The book fulfils its avowed purpose admirably and can be recommended. It costs £6.00 and is published by Hamlyn, Astronaut House, Hounslow Road, Feltham, Middlesex, TW14 9AR.



# Simple alternatives to the monostable

Using low-cost gates for non-critical timing circuits

by D. Price

In comparison with other i.c.s, c.m.o.s. monostables are rather expensive, the 4528 package costing about £1 for two circuits. In a non-critical situation, for example when a reset pulse is required, cheaper solutions are available.

A 4093 NAND Schmitt trigger, costing about 16p per gate, provides the basis for a satisfactory alternative. Referring to Fig. 1, the high input impedance of a c.m.o.s. gate ensures that, in the absence of other constraints, the voltage at B follows the voltage at A. However, gate protection diodes and the bias resistor modify the voltage performance in the following way. After a long quiescent period, the input voltage  $V_B$  will be high and the output low. If a negative pulse is applied by  $G_1$ , the input to G will go low and the output will go high. After a time determined by R and C, but not equal to RC, the output will fall. The input potential must be kept low for the duration of the pulse, otherwise the output will be prematurely terminated. A positive going excursion from  $G_1$  will drive  $V_B$  above the power supply rail but, as soon as a voltage of  $V^+ + 0.5V$  is reached, the gate protection diode starts to conduct and dissipates any excess charge. The circuit is therefore quickly reset. If the resistor is taken to the negative rail, all of the pulse directions are reversed.

The output pulse length is determined by R and C. As an approximation, assume that the trigger point of the gate is half way between the two power rails. Using the formula  $V = V^+e^{-V/RC}$ , and substituting  $V = V^+/2$  gives  $e^{-V/RC} = 1/2$ . Therefore,  $t \approx 0.57RC$ .

This principle can be used with two inputs simultaneously as shown in Fig. 2, which gives two gated monostables. However, the NAND property of the gate will not allow the resistors to be connected to the negative rail.

If a slow fall time can be accepted, which is often the case, an ordinary gate can be used as shown in Fig. 3 where a three input NAND becomes a trio of gated monostables costing about 2p each. If an inverted output is required, replace the NAND with an AND gate or take all of the resistors to the negative rail and use a NOR gate.

During the off transition of the gate, both output transistors are switched on and are dissipating power. For this reason, long time constants, i.e. slow tran-

sitions, should be avoided. Adding a diode to the external components of the above circuits produces a monostable which is activated while the input is low, and the RC time constant occurs after the input goes high, see Fig. 4. A somewhat more complex arrangement can provide two time constants as shown in Fig. 5. Although this circuit is not a conventional monostable, it is useful if, for instance, a delayed switch on and off is necessary.

A wide range of RC values can be used with c.m.o.s. but, to avoid excessive dissipation and possible damage to the gate protection diodes, capacitor

values below 100nF should be used. This does not apply to Fig. 4 and 5 as the circuits do not use the gate diodes. At the other extreme, less than 10pF may cause trouble due to the c.m.o.s. input capacitance, see Fig. 6. The voltage induced at  $N_B$  by a negative transition of  $V_A$  is  $1/2V_A$ , and this may not activate the Schmitt trigger. If the trigger is activated, the time constant will be much shorter than anticipated.

Almost any resistor value above 1k $\Omega$  can be used, and for long time constants a reverse-biased diode is a useful high value resistance. The resistance limit of  $10^9\Omega$  is set by the input impedance of the gate.

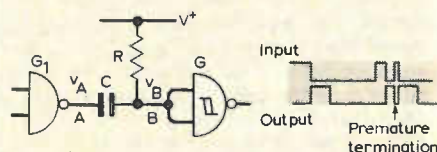


Fig. 1

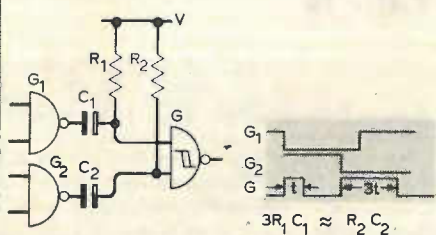


Fig. 2

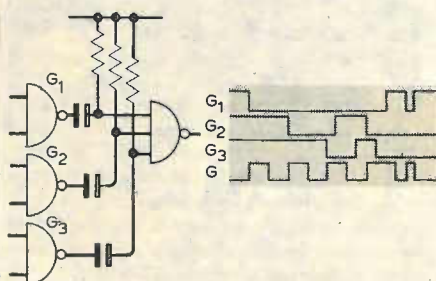


Fig. 3

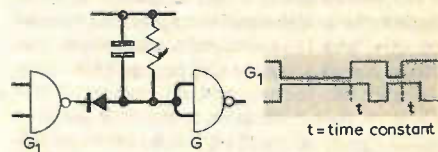


Fig. 4

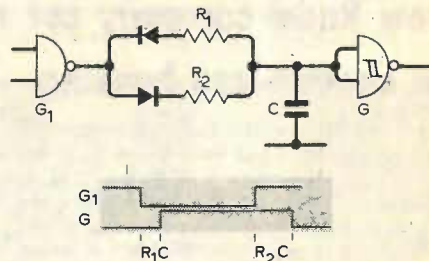


Fig. 5

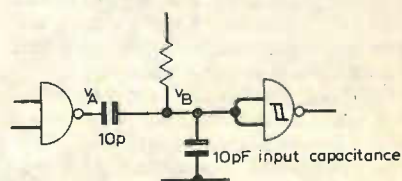


Fig. 6



# NEWS OF THE MONTH

## 'More work on spectrum utilization needed' says CCIR chief

Not enough effort is being put into finding better ways of utilizing the radio spectrum, according to Richard Kirby, director of the CCIR. Speaking at a recent IEE conference in London devoted to this subject he said that studies of spectrum utilization ought to be better recognized as a legitimate and challenging discipline of communication science. Many university faculties and research budgets did not recognize this fact. "The subject may be seen only in a limited perspective of radio interference protection, a necessary but mundane appendage to system development. Or, if seen in a broader perspective, as fundamental study to expand the utility of the spectrum as a resource, there is a question of support; return on investment is uncertain, indirect, and long-term. It is clear that there are not very many Ph.D. theses on spectrum utilization topics. Some of the best talent in communication science ought to be encouraged to explore and develop this field. It would seem to me that the IEE is in a good position to foster this".

Earlier Mr Kirby gave an outline of the work in this field that the CCIR (a permanent body of the ITU) will be doing in the aftermath of the 1979 World Administrative Radio Conference at Geneva. He indicated

five main areas: bandwidth-efficient modulation, frequency re-use, domestic and regional satellite systems, the role of h.f. and improvement of equipment standards from the point of view of spurious emissions and unwanted responses.

"First, as regards bandwidth-efficient, interference-resistant modulation: the dominant trend to digital systems for terrestrial and space systems alike, mobile, fixed, and ultimately even television, is being greatly spurred by the rapid development of very large scale integrated circuitry . . . Spread spectrum has already proven advantages for rejection of narrow-band interference and reduction of interfering power spectral density. It remains to be seen whether, by the additional processing gain of correlation codes, an ensemble of spread-spectrum systems can share a given band of spectrum more efficiently than narrow band signals. The new processing technology should have a great bearing on "multi-user communications", i.e. techniques by which one or more transmitters are simultaneously communicating with one or more receivers over a common channel in the radio spectrum. "Packet radio", a related random-access concept, is promising not only for

data, but also for speech. A resolution of the WARC has asked the CCIR to give special attention to studies of these new digital techniques which could lead to a whole new approach to channel assignment and the possibility of greatly expanded use of the spectrum compared with present-day frequency division. At the same time, there is increased emphasis on bandwidth conservation schemes. Some television bandwidth compression techniques are very promising. More conventionally, single-sideband is finally being seriously considered for sound broadcasting. The CCIR has been asked to intensify its studies of means of transition to single-sideband broadcasting". The coming h.f. broadcasting conference, while committed to double sideband for the next plan, also had on its agenda the specification of an s.s.b. system suitable for future broadcasting.

"Frequency-re-use is the objective of some of the most important developments in antenna systems for satellites and terrestrial communications alike. It is also the motivation for important propagation research, especially at frequencies below 40GHz where the main features of propagation are already known. Questions such as how much polarization discrimination can be achieved in practice, as under rainfall conditions, and how small antenna beamwidths can be maintained through the atmosphere, might at one time have been considered second-order questions. They are now central to frequency re-use, as are anomalous propagation effects such as ducting and scintillation."

One of the most important technical topics for the future of radio communications was the efficient use of the geostationary satellite orbit. "One method to increase the efficiency of the use of the orbit is by reduction of inhomogeneity. Sharing is more difficult, less efficient, among a variety of beamwidths, power levels, and receiver sensitivities than among a homogeneous set of these system requirements. So only a degree of homogeneity can be sought, in terms of the range of certain parameters. Other aspects being studied are the level of permissible inter-network interference, and the antenna characteristics for both earth stations and satellites." The CCIR preparatory work for a satellite conference in 1984 was centered on a CCIR working party, which would now also consider methods for ensuring equitable access for all countries to the geostationary satellite orbit.

The h.f. part of the spectrum was "seen as the most economical method for thin route intermittent communications which do not yet justify microwave or satellite links . . . It may remain most susceptible to congestion and interference. There is a considerable technical challenge here to make systems more interference resistant."

## New Racal company set to cash in on cheque-less banking

A further step in the trend to electronic banking methods has been taken with the formation of a new company, Racal-Transcom Ltd, which the company claims will be a prime mover in eliminating the need for cheque books and paperwork in many financial transactions.

The systems which Racal Transcom intends to introduce will be designed to eliminate much of the paper work which possible users such as banks, credit companies, finance houses, airlines and retail organisations have to cope with.

Announcing the formation of the new company, Ernest Harrison, chairman and chief executive of the Racal Electronics Group said, "Electronic funds transfer will have a major impact on the retail world, and its international growth potential is extremely large. Eventually it could affect almost everyone who makes a purchase, pays for a service or uses a bank."

Racal-Transcom is a subsidiary of Racal-Datcom of Salisbury, Wiltshire and the design team responsible for the development of the new systems over the last two years will be located in separate premises on the same site.

*A Racal-Transcom point-of-sale terminal being demonstrated in a busy supermarket. The customer is using a hand-held device to key in her personal code which, for security, must correspond with the encoded account number on her banker's card, which is placed in the terminal. The customer's bank account is automatically debited and the shop's account credited for the goods purchased.*





## Open Channel (CB) implications in decisions about model control band

Announcing the government's intention to exempt users of model control transmitters, metal detectors and pipefinding equipment from the need to licence such equipment, the Home Secretary said that current holders of licences would be able to "pursue their hobbies exactly as now, and that . . . this will lead to less bureaucratic control and greater freedom for individuals."

He said that he would be bringing forward proposals in the next few months in relation to the Wireless Telegraphy Act 1949 and at a later stage to identify other categories of radio device which can be dealt with similarly.

Approximately 93,000 licences for model control equipment had been issued up to the end of 1979 and when the new regulations come into force, these licences will be formally revoked. A simplified form of the existing operating conditions will be used so that frequency and output power requirements will remain unchanged. In general, users of the model control band (27MHz) are restricted to 1.5W radiated power, and the current licence fee is £2.80 for a five-year period.

The licence fee for pipefinders and metal detector equipment is £1.40 for five years and the number of licences issued has risen from 2,000 in 1972 to 150,000 in December 1979, reflecting the substantial growth in the use of such equipment by treasure-hunting enthusiasts. However, exemption of metal detectors from licence requirements does not in any way absolve users from the need to obtain permission to enter, search and dig land and to keep off protected archaeological sites.

Equipment will no longer be subject to the

type-approval procedure, so the exempting regulations will set out the simple technical conditions which will have to be met so as to avoid interference to other radio users. The conditions will be framed so that they cover all existing type-approved equipment.

Almost simultaneous with William Whitelaw's announcement was Timothy Raison's disclosure that the Home Office had received 7,800 letters on the subject of c.b. and 40 petitions carrying thousands of signatures. In replies to questions he said that the annual cost to the Post Office of investigations into complaints of interference to "non-broadcast services" and into all forms of illicit installation or use of radio equipment, was about £1 million. The costs incurred in dealing with illicit use of 27MHz were not recorded separately and "no figures are available for the cost of controlling imports of prohibited equipment."

He also revealed that from 1st January to 30th April 1979, 94 persons were prosecuted in connexion with unlicensed installations or use of c.b. equipment at 27MHz, and a further 135 cases are pending. In 1978 a total of three persons were convicted of such offences and in 1979 the total had risen to 91. Minister of State at the Treasury, Peter Rees, disclosed that 721 sets were seized by Customs and Excise in the first quarter of 1980 and a total of 2,250 during 1979.

One interpretation of these official trends might be that the government wishes to give no more than the appearance of movement on the Open Channel issue. With c.b. enthusiasts becoming more vocal as a result of continuing stalling tactics from both government and Home Office (the discussion document promised in April has not

materialized), it may be that licence exemption for model users is a red herring designed to, on the one hand, suggest more freedom of access (it is only an official sanction) to the spectrum, and on the other hand to consolidate the decision not to introduce Open Channel at this frequency.

De-regulation could have the effect of encouraging more widespread use of 27MHz by modellers, who might then very jealously guard their spectrum "slot", perhaps even introducing a "self-policing" activity . . . "Kamikaze model aircraft crashes in flames on illicit radio shack."

The only positive conclusion to be drawn from these government pronouncements is that something may well happen at some future date, having been duly considered and fully costed.

### News in brief

The Mobile Radio Trade Association, formed in 1978, was set up with the intention of obtaining for its members effective representation with both manufacturers and statutory bodies. The association's aims and an outline of the facilities it can offer to interested companies or fleet operators are available from its offices at 9-11 Lower Addiscombe Road, Croydon, Surrey, Tel: 01-680 4444. The annual membership subscription is £50 plus v.a.t.

South London College will be running a course of eight lectures, the first starting on 14 October, 1980 and the last on 2 December 1980, entitled "Optical Fibre Communications." The course is intended to provide a comprehensive technical introduction to optical communication devices and systems and their application to multi-channel telephony and wideband services. The course fee for London students is £9 and applications should be made to A. A. Rowlands, South London College, Knights Hill, London SE27 0TX. Telephone 01-670 4488.

### Plessey expands and contracts

The Secretary of State for Industry, Sir Keith Joseph, officially opened the Plessey p.c.b. plant at South Shields on July 11th, and also formally introduced the new company — Plessey Circuits Ltd.

The aim of the plant, which represents an investment of £5 million, is to produce mainly plated-through-hole (p.t.h.) p.c.bs on a large scale for marketing in the UK and in Europe at competitive prices by using modern masking, etching and plating techniques and a production line which is almost completely controlled by a central computer. V.d.us, strategically placed at each point in the line, give all the information required by the process operator including audible "cautions" and "warnings" of out-of-tolerance conditions such as high etch bath temperature, etc.

The plant has a production capacity of over 2.5 million p.c.bs a year and currently has a workforce of 185 people, which is expected to rise to 300. Plessey pre-tax profits for the year ended March 31, 1980, were 30% up at £60.1 million. In a cold and precise paragraph released in June, the company also refers to "extraordinary items . . . (£4.7 million) . . . "which includes the cost of eliminating the loss-making businesses of Garrard and Plessey Automatica Electrica Portuguesa. Losses have also been eliminated on Strowger activity at Edge Lane."

Part of the new facility at Plessey Circuits Ltd, South Shields, showing the drilling and routing area. Eight-spindle drilling/routing machines are in use, providing a hit-rate of up to 350 per minute, with routing rates of 4ft per minute to a positional accuracy of plus or minus 0.0008 in. Tool change is automatically controlled by computer.







Fifty years ago, this 211 lb. wonder, the Blattnerphone, was used to record and reproduce a speech by King George V on a 6mm steel tape. This tape recorder, which was featured during May at the Bridgwater Exhibition (Admiral Blake Museum) 'Broadcasting in the Twenties and Thirties' is considered by some to have been the first suitable for broadcasting.

## Unsuspected gremlins at work in hospital computing

According to an item in Reports on Research (Massachusetts Institute of Technology), computer-based administrative and medical information systems in hospitals in the US, are prone to interference by hospital staff. In some cases this interference, which is often accomplished through subtle processes such as non-co-operation in schemes to change from manual to automatic systems, is detrimental to the running of hospitals and may be detrimental to the health of patients.

Alan Dowling, a doctoral candidate in health management and management information systems at MIT's Sloan School of Management, defines staff interference as "instances where a member of the hospital staff deliberately acts or fails to act, so as to oppose, retard, hinder or impede a system's implementation." He says the interference can be overt or covert, violent or non-violent and can range from "passive non-co-operation to physical destruction."

Dowling conducted a survey of 40 hospitals and as a result of findings decided that this form of interference had occurred in at least half of them. He believes the reasons for this behaviour are more complicated than simple resistance to change, although this is an underlying factor. He cites other causes such as human organizational problems which the system may aggravate, difficulty in dealing with hardware and software problems, insufficient resource support for the implementation effort, lack of user involvement, changing staff reward structures and failure to meet staff expectations because of "overselling" the system.

As the number of hospitals attempting to change to computer-based systems grows, so the negative aspects of computer-bashing may be more seriously felt, with direct effect upon patient care. The problem isn't unique to hospitals, according to Dowling, and is fairly widespread in industry, but emerges as

more serious in hospitals, where there is a "high rate of turnover among system vendors", suggesting that these problems are generally being ignored.

Where patient care is concerned, as Dowling points out, potentially life-threatening situations could result from a practitioner basing treatment on erroneous data. In his report, he traces three case histories of interference and isolates five major forms of interference. The most common form, he says, is passive resistance, in which a staff member deliberately fails to co-operate with other staff members or system specialists who are trying to implement the system.

In one hospital, the chiefs of several medical departments, themselves opposed to one aspect of a system, quietly ignored the requirement to make their staff available for system training over a prolonged period.

## Two-way radio installed in caves

The network of caves below the site of Nottingham Castle is to be served by a two-way radio system, the equipment being supplied by Pye Telecommunications for the City of Nottingham's Technical Services Dept.

These caves are open to the public for guided tours and as a result of difficulties experienced by elderly visitors negotiating the slopes and bends, as well as for security purposes, the city's administrators decided to install a base station at ground level, supplemented by several "Pocketfone" portable two-way transceivers.

The scheme will enable guides, who are not permitted to leave their parties once underground or send a member of the party for help, to summon medical aid instantly.

## Marconi to supply military equipment to China

A £40 million contract for the supply of electronics equipment "for defence purposes" has just been signed by Marconi Avionics and China.

The contract calls for delivery of equipment and associated trials and includes the establishment of some manufacture under licence in China. The main body of the work, which the company says will create several hundred skilled jobs in Kent, Essex and Hertfordshire, will consist of engineering, production, on-site trials and product support.

Marconi supplies avionics systems for 150 different aircraft and, in addition to supplying a wide range of electronic equipment for aviation, industrial and military applications, has already established the production of fuel flow measurement equipment under licence in China.

## News in brief

Illegal c.b. operator Thomas Hanson, whose callsign is Captain Beaky, will be getting his transmitter back from the Home Office investigators who confiscated it after a raid on his car. Although he was fined £80 for installing and using the equipment in a vehicle, the magistrates at York, where prosecuting council Julian Hay had asked for the £200 set to be forfeited, refused to make such an order.

The International Broadcasting Convention (IBC) will be held from 20 to 23 September 1980 in Brighton, at the Metropole Hotel. Further information is available from the IBC Secretariat, IEE, Savoy Place, London WC2R 0BL.

Newcastle upon Tyne Education Authority is running a course which is designed to prepare students for the Radio Amateur's Examination (RAE). The course begins in September 1980 at Gosforth Secondary School and will run every Tuesday from 7 to 9 p.m. Candidates for the May/June examinations may sit for them at the school and any enquiries should be addressed to the Principal, Gosforth Adult Association, Gosforth Secondary School, Newcastle upon Tyne or by telephoning Newcastle upon Tyne 668439.

Industrial and Trade Fairs Ltd, have announced plans to hold Components '81 at Earls Court, from 9 to 12 June 1981. The event will be known alternatively as the Electronics Components Industry Fair and the company is to invest £400,000 in what the exhibition director, Frank Winter, describes as "a major event on a scale comparable to the Munich and Paris events and to establish and maintain the international credibility for the industry." Full details can be obtained from Industrial and Trade Fairs Ltd, Radcliffe House, Blenheim Court, Solihull, West Midlands B91 2BG.



# Universities and companies to unite in industrial robot programme

At a recent press conference held at the headquarters of the Royal Society, officials of the Science Research Council announced a £500,000 five-year programme funding in industrial robotics.

The plans outlined by Peter Davey, the programme co-ordinator, will involve the realisation of university-bred ideas by companies interested in both development of the robots and their exploitation in manufacturing industry. The council says that UK industry has seriously lagged behind its overseas competitors in taking up robotic techniques and current research activity is "sparse". The main aim of the projected programme, according to Davey, will be to "leap-frog" the present generation of robots and devices and to provide the research necessary to take full industrial advantage of the technique as it emerges in the mid 1980s.

A number of vital areas of activity had been identified, including the development of fast-acting tactile, visual and aural sensory devices, modular robot construction, better, cheaper and lighter actuators and linkages and work on the effects of wear on accuracy. Other vital areas of interest include optimization of robot dynamics, research on safety aspects and the development of standards.

The first collaboration will take place between Warwick University, the Basingstoke-based company, Lansing-Bagnall (fork-lift truck manufacturers) and GEC. Lansing-Bagnall's interest lies particularly in the need to produce free-roving industrial vehicles, to replace those currently in use which are controlled by taut wire or by optical means. GEC comes into the picture as the company which will promote the so-called "intelligence" in the machine. The technical problems to be investigated and developed are coincident with those of com-

puting in general — communication problems such as pattern recognition, analysis and processing, speech recognition and generation, improved graphics and displays etc. — typical microprocessor application problems.

Comments were made at the press conference concerning the current main application of industrial robots — in the automotive industry. It was felt that although there is considerable exploitation of robots in this field, the natural growth area lies in flexible manufacturing systems, where a large number of different product types will be demanded by an increasingly sophisticated market.

In response to a question concerning the application of robots to difficult or dirty jobs, such as mining, Mr D. H. Roberts, of GEC, said that such an application could not be



*Not quite the shape of things to come as foreseen by H. G. Wells or Isaac Asimov, but a working robot called Commander Bill. Developed by the Research Group at Warwick University, the robot has been specially designed to operate over rough terrain and to negotiate steps.*

considered in the same light as manufacturing needs. He emphasized this by commenting on questions dealing with the possibility of domestic robot development by saying that "Britain will not go broke if the domestic robot does not emerge, but it will if the industrial robot does not."

Peter Davey felt that, in any event, the domestic robot would have to exist in a very dirty environment, which might preclude cost-effective development of peripheral equipment.

The SRC has produced a handbook outlining plans for the robotics development programme, which includes a summary of the main areas of activity. A firm building robots may be a suitable partner in the scheme if it acts as a "window" through which the academic group may be aware of not just one, but a number of potential applications which can benefit from the proposed work. On the other hand, there are few such firms in the UK and those that do exist tend to be preoccupied with the problems involved in producing their current models.

University or polytechnic groups wishing to take part in the programme, or firms seeking links with such groups, should contact the programme co-ordinator as early as possible to discuss in outline the proposed area of research, and the chance of a formal application being successful. If both factors appear promising, a grant application should be prepared on form RG2 with a supporting case not exceeding 6 pages clearly defining the objectives of the research, the methodology to be employed, project milestones and staff and equipment required.

Also attached should be a letter from senior management in the partner firm to support the programme of work and to give detailed costings of staff, equipment and facilities etc.

Grants will normally be made for periods up to 3 years, or perhaps 4 in special cases. Deadlines for completion of the final application are the SRC's normal ones of 1 April, 15 September and 15 December in any year.

Further details are available from Mr P. G. Davey, Co-ordinator of Robotics Programme, Rutherford and Appleton Laboratories, Chilton, Didcot, Oxfordshire OX11 0QX. Tel. Abingdon (0235) 21900, ext. 6106.

## Catching Halley's Comet by the tail

Giotto, the 14th century Italian painter, who was also noted for his observations of Halley's Comet in 1301, is to be commemorated in a related event — the interception of the comet by a satellite. At least, this is the hope expressed by the British Aerospace Dynamics Group, who, under contract to the European Space Agency, have recently completed a feasibility study of the operation.

The satellite, to be called Giotto, will be based upon the GEOS-1 and GEOS-2 designs, and if everything goes according to plan, will be launched early in 1985 or 1986, when the comet makes one of its 76-yearly appearances in the night sky. The object of the mission will be to obtain data from instruments aboard the satellite on the chemical composition of the "coma" region surrounding the nucleus as well as that of the tail. Photographs will be taken of the nucleus and measurements will also be taken of the comet's magnetic field.

In order to make the checks effective, the satellite must pass within 1000km of the nucleus and since only a few hours of observation will be possible, prediction of accurate orbits is vital to the success of the operation. A solid propellant rocket motor will be used to inject the satellite into the comet's orbit and data will be transmitted nearly 100 million miles back to Earth.

A spokesman of British Aerospace Dynamics pointed out that, important as the mission is, there is no guarantee that it will be approved, although recent events seem encouraging. The appropriate ESA committee met in mid-July and gave a favourable report, but has yet to decide how the undertaking will be funded and managed. A definite decision is expected by September 1980.

## Government go-ahead for Inmos as censure motion falls

The second charge of £25 million pounds due to Inmos, the state microcircuit company, is to be released by the government and will be supplemented by further amounts up to 22% of this amount depending upon where the production plant is sited in South Wales.

Announcing the plans for Inmos at the crucial moment in the debate on the Opposition's motion of censure on July 29, Mrs Thatcher said that the plans are expected to create 2,000 new jobs. In addition, seven "enterprise" zones will be set up in areas of economic and physical decay.

Sir Keith Joseph said that he had spent a long time over the decision because of the

question of siting the new factory. It had originally been the intention to site it in Bristol, where Inmos already has a technological centre. A report on this delay was given in News of the Month in *Wireless World* August 1980.

Both the government and the NEB, of which Inmos is a subsidiary, are reported to be looking for private sector involvement as soon as possible and Sir Arthur Knight, the NEB's chairman, said that he expected the company to be self-financing by 1984. Sir Keith also announced that there will be a second UK production plant set up and, like that in South Wales, will manufacture advanced memory devices.



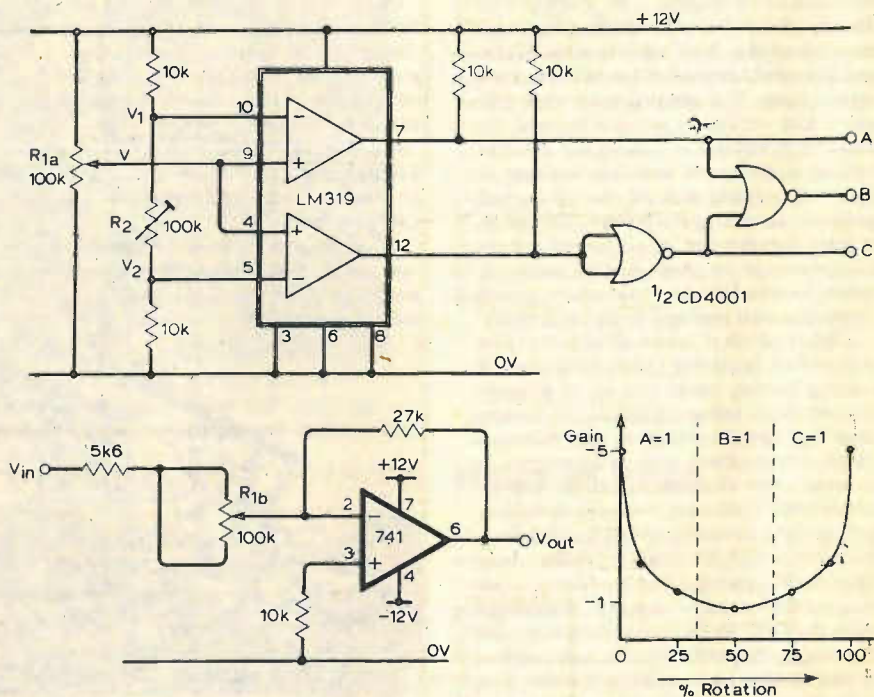
# CIRCUIT IDEAS

## Flexible rate control

This circuit may be useful for digital tuning or a model control which requires reverse, stop, forward and speed functions from one potentiometer.

Resistor  $R_{1a}$  controls digital outputs A, B and C via two comparators so that A is 1 when  $0 < V < V_1$ , B is 1 when  $V_1 < V < V_2$  and C is 1 when  $V > V_2$ . The ratios of A, B and C, shown on the graph, can be varied by  $R_2$ .  $R_{1b}$  controls the analogue output symmetrically about the centre of rotation. The control is non-linear and varies most rapidly at the extremes of rotation. In some applications it may be more useful for  $R_{1b}$  to control a RC oscillator.

D. C. Hopkins  
Newcastle  
Gwent



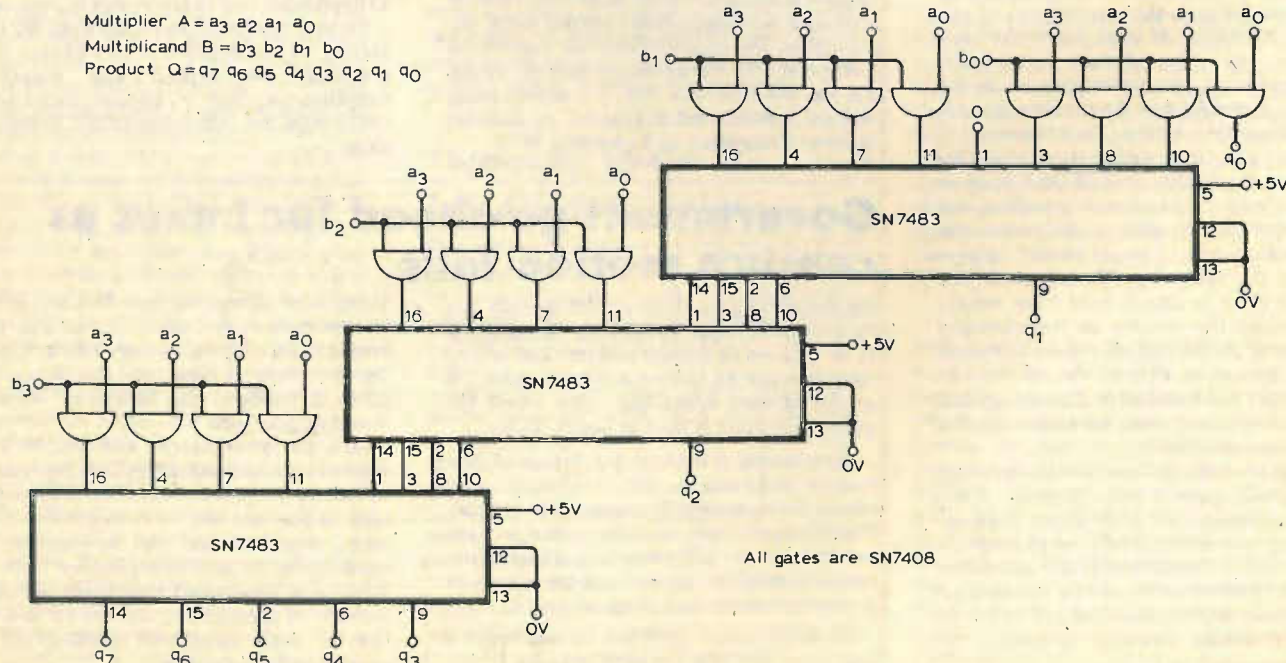
## Parallel binary multiplier

Binary multiplication is usually performed by repetitive addition using serial and/or parallel operations. Be-

cause parallel multipliers are faster, they are preferable for computing applications. This circuit is a  $4 \times 4$ -bit parallel multiplier which operates in a similar way to conventional written multiplication. The 8-bit product is

generated in less than 60ns, and at around half the cost of dedicated circuits such as the 74284 and 285.

Imaddin Al-Bazz  
University of Technology  
Iraq

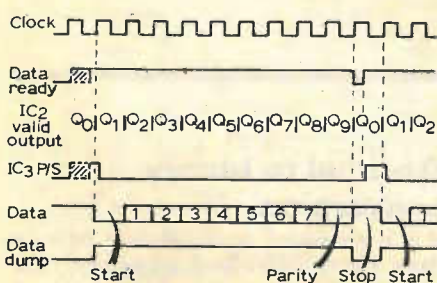
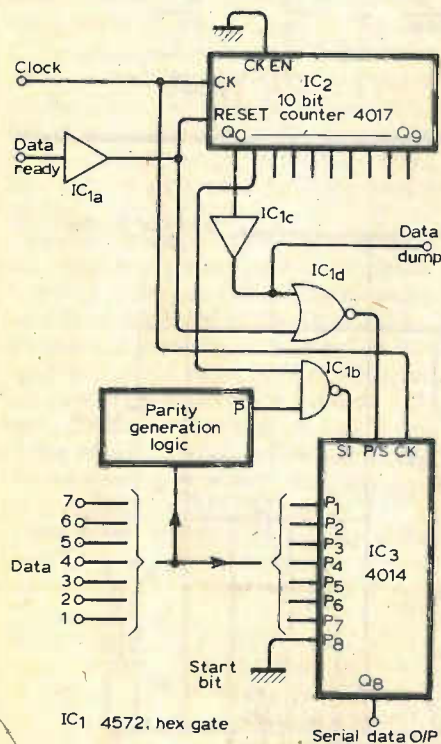




## Asynchronous serial data transmitter

When information needs to be sent asynchronously using a start-stop bit format, but the application does not justify a standard u.a.r.t. i.e., this data transmitter can provide a simple solution.

When data is available, the Data Ready line goes high, which removes the reset from the counter and sets the shift register in the parallel mode. At the next positive going clock edge, the start bit and seven data bits are loaded into the shift register, Q0 goes low, Q1 goes high,



and IC3 reverts to the serial mode. The parity generator output is enabled by Q1, and, on the next clock edge, the parity bit is shifted into the serial input of IC3. A further clock edge sets Q1 low, so the serial input of IC3 is held high which produces the stop bit state. Therefore, the serial output consists of a start bit, seven data bits, a parity bit and at least one stop bit. A negative going pulse on the Data Dump output indicates that data has been transmitted and the circuit is ready to accept the next byte.

P. M. Gilbert  
Malmesbury  
Wilts.

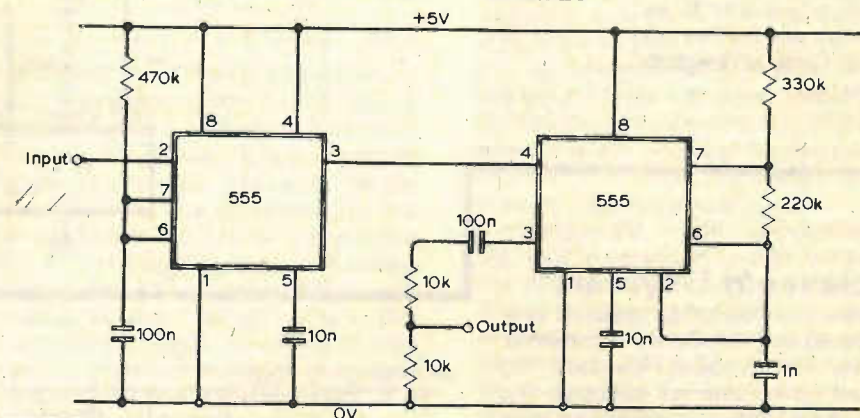
## Keyboard sounder

When using a keyboard it is helpful to have an audible indication that an entry has registered. This circuit was designed for the scientific computer, and gives a bleep through the television loudspeaker.

An input 555 is connected as a monostable and, when triggered, gives a 50ms pulse. The second timer is con-

nected in the astable mode, and gives a burst of 2kHz when enabled by the monostable. The input requires a negative going pulse, which is available from pin 17, NMI input, of the Z80. The output is fed to the volume control of the v.d.u.

M. A. Wheatley  
Maidenhead  
Berkshire



## Adding capacitance ranges to a multimeter

Capacitance ranges can be economically incorporated in 3½ digit l.c.d. multimeters based on the ICL7106. A 4066 is used to generate a square wave with the same frequency as the display backplane drive, and with a pk-to-pk amplitude defined by the internal 2.8V reference of the 7106. A second 4066 forms a full-wave synchronous rectifier. One inverter is required and is formed by an exclusive-OR gate because three gates are needed to drive the decimal points.

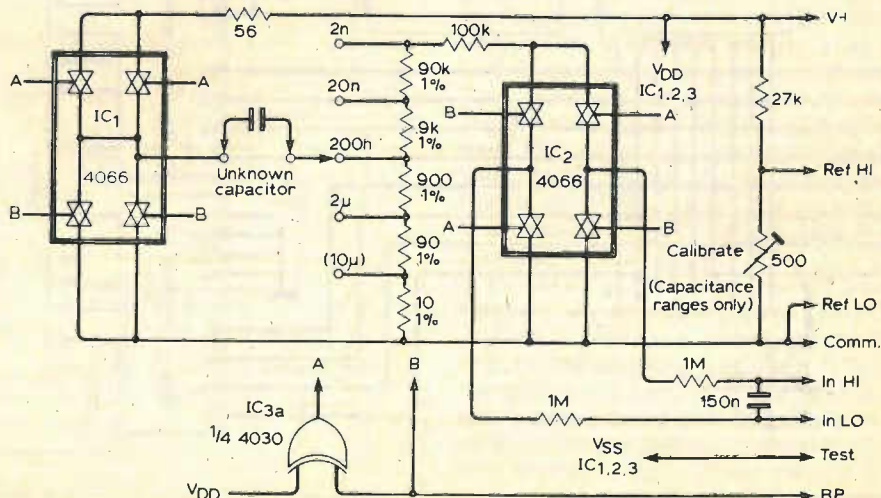
The circuit uses precision shunt resistors and offers good linearity up to about 10μF. Beyond this value the linearity deteriorates rapidly because the capacitor no longer has time to charge or discharge completely during each half cycle.

The 7106 operates on the dual-slope

principle and, for correct operation, the clock frequency should be adjusted or crystal controlled to reject mains pickup by making the integration interval an integer number of mains cycles. An important advantage of this circuit is that ripple, at twice the backplane frequency, across the 150nF capacitor is automatically rejected in the same way. However, the backplane frequency should be several Hertz removed from the mains frequency to prevent a l.f. beat which would cause fluctuations of the capacitance reading. The clock frequencies listed below provide good stability, even when unscreened test leads are used.

J. B. Cole  
Houston  
Texas

Mains frequency	Clock frequency	Backplane frequency	Readings sec <sup>-1</sup>
50Hz	50kHz	62.5Hz	3.1
60Hz	40kHz	50Hz	2.5

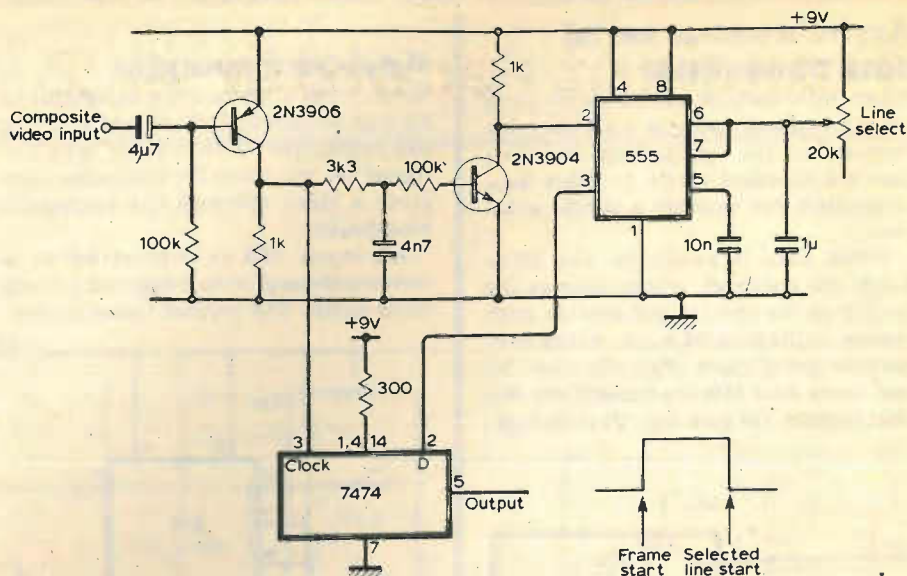




## Video-line trigger

An individual video line or group of lines can be displayed on an oscilloscope by using this simple trigger circuit. The 555 monostable is triggered by a frame pulse derived from the mixed syncs, and generates a pulse of up to 20ms. The flip-flop synchronizes the end of this pulse with the next line sync. pulse to prevent display jitter. Current consumption is typically 30mA.

P. Newman and M. Tierney  
Southern General Hospital  
Glasgow

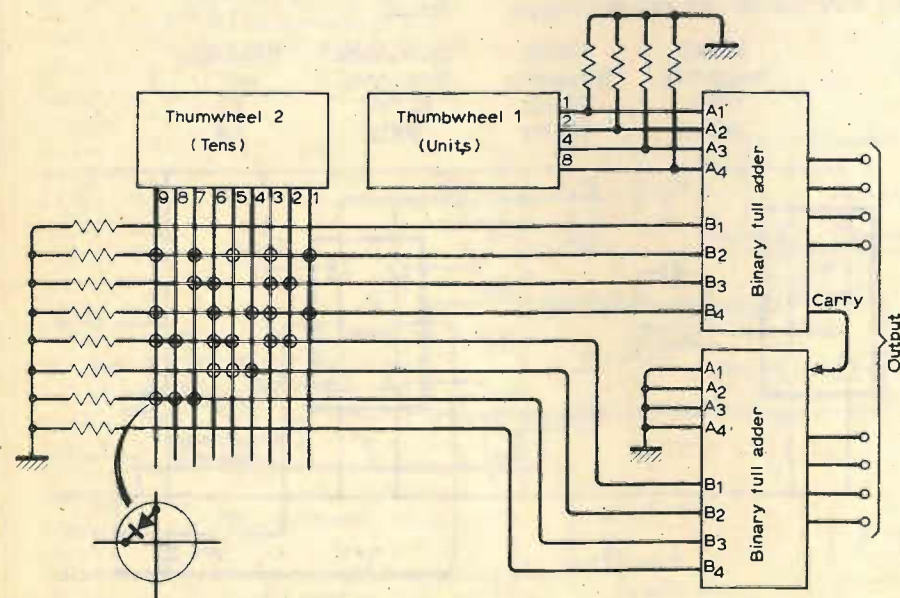
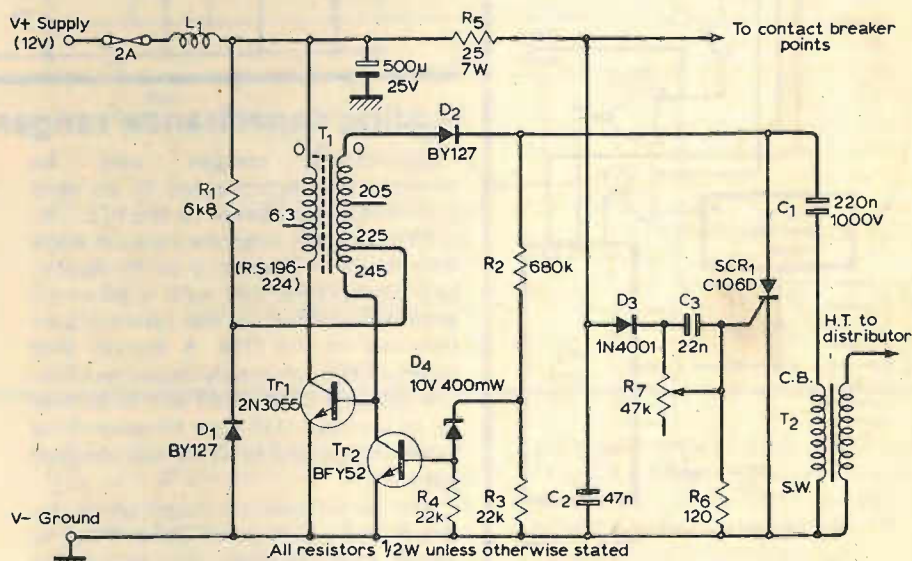


## Efficient c.d.i. system

This capacitor-discharge ignition system is based on R. M. Carter's transistor converter, Circuit ideas, Nov. 1975.  $Tr_1$  is biased on by current through  $R_1$ , which causes collector current to pass through the primary winding of  $T_1$ . Positive feedback from the secondary winding increases the collector current and, at saturation, insufficient base current turns  $Tr_1$  off. Energy stored in the magnetic field of  $T_1$  passes through  $D_2$  and into  $C_1$ . This oscillation continues until the charge on  $C_1$  is sufficient to switch  $Tr_2$  on, which then inhibits  $Tr_1$ .

The discharge circuit uses a conventional thyristor design.  $D_3$ ,  $C_3$  and  $R_7$  form a debounce circuit, and  $R_7$  can also act as a rev. limiter. Because the inverter has a quiescent current of about 175mA, it will happily run from two alkaline cells.

W. K. Todd  
Colchester  
Essex



## Decimal to binary conversion

If it is necessary or convenient to load data via thumbwheel switches, this circuit provides a cheap method of conversion provided numbers from 0 to 99 are sufficient. The units thumbwheel is an ordinary b.c.d. type, and the tens thumbwheel is a decimal output version. Each decade feeds the appropriate number into the binary adders, which can be c.m.o.s. or t.t.l.

I. H. Math  
Alexandria  
Dunbartonshire



# Transient recorder — 2

## Control and timing signals

by G. J. Adams B.Sc., Ph. D.

The logic required for the address counter is shown in Fig.9. The address lines  $A_1$  to  $A_8$  are set low by the reset button. When the counter is enabled, the address counts from 0 to 255 and  $IC_{33}$  produces an end signal to mark the end of a single sweep. If the load signal is taken low, the address presented to the external address input appears on  $A_1$  to  $A_8$ . Therefore, any memory location can be addressed by an external device.

For normal operation the manual/auto switch is set to the auto position. However, if the contents of the memory need to be examined one word at a time, the manual position is selected. After operation of the reset button, the contents of the first memory location will be displayed on the readout. Operation of the manual clock-switch advances the address by one and displays the contents of the next location.

The circuit shown in Fig.10 provides timing signals for the sample, a-to-d

conversion, word storage sequence and the clock signal required for the address counter. Clock 1 and clock 2 outputs, which are t.t.l.-level square-wave signals at the same frequency as the sampling rate, are produced by the voltage-controlled function generator  $IC_{35}$ . Five overlapping frequency ranges are provided and variation within each range is achieved by adjusting a  $2k\Omega$  potentiometer which is calibrated from 1 to 11. Frequency variation is roughly linear with potentiometer variation, and a ten-turn potentiometer with a turns counter was used in the prototype. The low-frequency limit is adjusted first by setting the turns counter to 1 and setting the potentiometer to give the correct frequency. The upper limit is set by turning the potentiometer to 10 and adjusting  $R_5$  to give the correct frequency. The  $470\text{ pF}$  capacitor may require trimming due to stray capacitance.

A separate +15V regulator supplies

the oscillator i.c. to prevent modulation of the main +15V line by the clock. This additional regulator also improves the stability of the clock frequency. The main power supply in Fig.11 uses two regulators to provide four supply rails.

### Increasing the memory

If a larger memory is required, additional stages must be incorporated in the address counter so that the extra memory locations can be addressed. For example, if a third 74193 counter is connected to  $IC_{32}$ , in the same way as  $IC_{32}$  is connected to  $IC_{31}$ , then 12 bits will be available which can address up to 4096 memory locations.  $IC_{33}$  will need additional inputs so that the end output is in the low state only when the last memory location is addressed.

If pairs of  $256 \times 4$ -bit memory blocks are used to construct an 8-bit memory, the address-input lines, data-input and data-output lines should be connected in parallel. The chip-enable and output-disable lines of each pair of memory blocks can then be driven by the outputs of a decoder whose inputs are the address lines of the additional counter stages. The decoding logic ensures that only one pair of memory blocks is active at a time. An alternative scheme, which is more expensive but reduces the amount of wiring required, is to use  $1024 \times 4$ -bit memory blocks.

### Operation

To operate the transient recorder, select auto mode and push the reset button. For recording, select a suitable input sensitivity and sampling frequency, and operate the arm button. In this state the input is continually sampled and the digital word is displayed by the l.e.d.s. With no input present, the a-to-d converter's full range can be observed by adjusting the offset control. With an input signal connected, the recorder is triggered manually or by a 5V high-to-low edge at the trigger input. Triggering may not occur immediately due to the free-running clock, however, it will occur within one sample period and the exact triggering point is identified by a positive edge at the trigger-acknowledge output. Information stored in the first memory location corresponds to the sample taken immediately before this output. Therefore, although the recorder may not trigger immediately, the stored data is valid from receipt of the trigger signal, and in some cases up to a sample period before this. When all of the memory locations have been filled with data, the recording l.e.d. turns off.

To display the contents of the memory on an oscilloscope, select repetitive mode and a suitable playback rate, i.e. the sampling frequency. When the analogue output is connected to an oscilloscope, recorded data is displayed as a continuous periodic waveform. To plot the data on a chart recorder, operate the reset button, select the

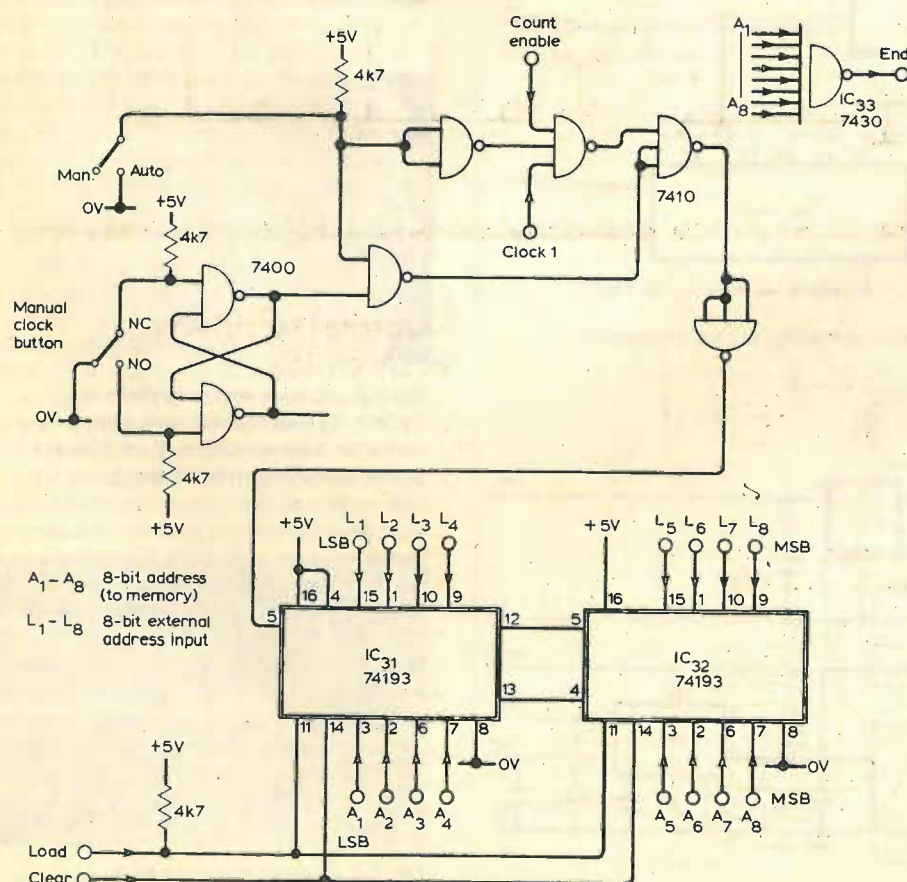


Fig. 9. Counter logic controls the 8-bit memory address.



Fig.12 shows an input and output triangle waveform of the recorder and illustrates the smoothing effect obtained by switching in the low-pass filter. Fig.13 shows a pressure impulse

Construction of this design is straightforward, but the following precautions should be noted. If a metal case is used it should be connected to earth and also to 0V from the power supply. Even with a low-field transformer, mains-frequency voltages are induced in the chassis, so it is worthwhile to isolate the earth side of the a.c. input socket from the main chassis and con-

nect it to the 0V rail of the input amplifier. This ensures that voltages induced in the chassis do not appear in series with the input signal. Because BNC sockets were used on the prototype, it was found more convenient to isolate the front panel. Separate power supply leads, including 0V, should be used for each board, with connexions made to busbars on the power supply board. If a hexadecimal display is required, suitable i.e.d. types are available such as the TIL311 which can be driven directly by the data-output lines. □



*Fig. 13. Impulse response of a loudspeaker system measured using the transient recorder.*



# Designing with microprocessors

## 4 — The synchronization problem

by D. Zissos and Laurelle Valan. Department of Computer Science, University of Calgary, Canada

**This article explains the need to synchronize the internal operation of the microprocessor chip with the responses of peripherals. Software and hardware methods of doing this are outlined. Their step-by-step implementation will be discussed in later articles.**

When data is to be transferred between two devices, the transmitting device, before it outputs the data, must ensure that the receiving device is able to accept it, otherwise the data will be lost. As communicating devices generally operate at different speeds, their operation must be synchronized, if system malfunction due to speed mismatch is to be avoided. The set of circuits and signals used for this purpose are referred to collectively as *interfaces*. The block diagram of an interface involving two devices, a data source and a data acceptor, is shown in Fig. 1. Its function is to monitor the status signals of the two communicating devices and to generate their command signals in the correct sequence to ensure that they operate in step with each other. In practice an interface accepts external signals for such purposes as initiating a data transfer, putting the system on alert, and so on.

A clear understanding of the synchronization problem and of the available solutions is essential for the design and implementation of microprocessor-based systems, and indeed of any system. We shall start by first describing the nature of the synchronization problem in microprocessor-based systems.

The synchronization problem in microprocessor-based systems is probably best illustrated by considering the steps involved in using a character printer to produce a hard copy of a block of 32 characters stored as bytes in consecutive locations in memory. A simplified block diagram showing the flow of information through a microprocessor chip is shown in Fig. 2(a). The routing of the data through the microprocessor chip, instead of transmitting it directly to the printer, allows such functions as code conversion, formatting, parity checking and so on, to be performed on the data prior to printing. If no processing is required, a direct link (d.m.a. link) between memory and

printer may be established, as we shall discuss in a future article.

The operation of our system, which consists of fetching each byte from memory into the microprocessor chip and printing it, is shown in Fig. 2(b). The flowchart of the software required to fetch and print each byte is shown in Fig. 3. Its implementation in the case of the Motorola 6800 (see instruction set in Appendix), is shown overleaf.

Reference to the manufacturer's manual (1)\* indicates that the execu-

tion time of a fetch/print loop (statements in locations 0005 to 000F) requires 24 machine cycles. If we assume the execution time of a machine cycle to be around  $1\mu\text{s}$ , the characters will be output to the printer at the rate of around 40,000 per second — far too fast for character printers, which typically will be operating at 30 characters per second. The outputting of data to the printer faster than it can accept it will clearly result in a large proportion of it getting lost. It is therefore necessary for the designer not to output a character to the printer until it is ready to accept it. The most straight-

\*See also Appendix

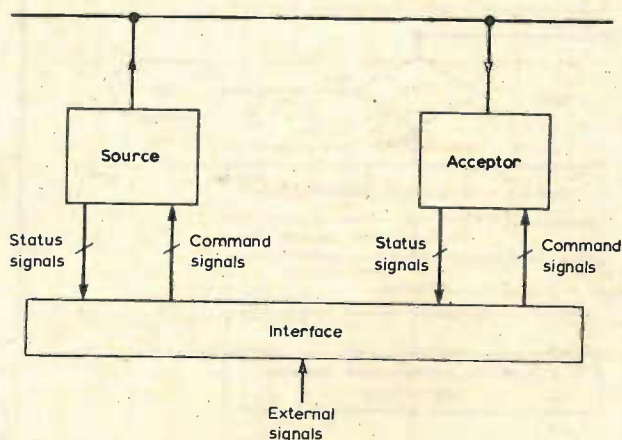


Fig. 1. Block diagram of an interface.

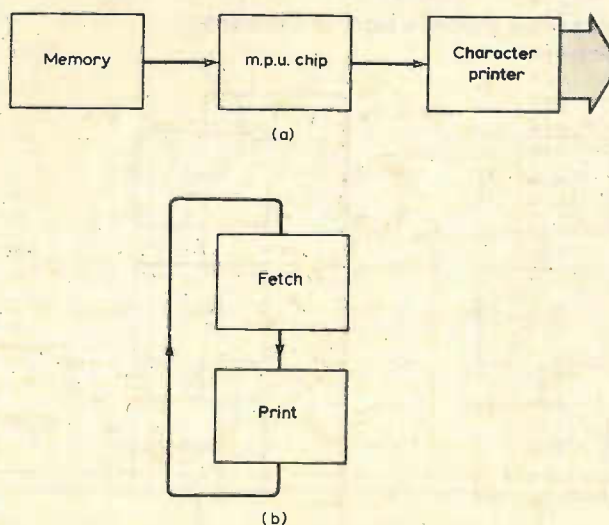


Fig. 2. Block diagrams showing (a) data flow and (b) fetch/print cycle.



forward method is to stretch the fetch/print cycle in Fig. 4. This delay can be implemented using either software or hardware; in the first case we shall refer to it as *software wait* and in the second case as *hardware wait*.

**Software wait** is implemented by means of a programming loop during which the status of the printer is read into the microprocessor chip and tested. If the printer is found to be busy, the process is repeated. When the printer becomes ready (indicated by its status signals), the microprocessor exits the software wait loop, as shown in Fig. 5. Note that the wait loop may be entered either before or after the print operation.

The step-by-step implementation of microprocessor-based systems using software wait will be discussed in the next article.

### Implementation of Fig. 3 processes in Motorola 6800

Hex address	Hex listing	Mnemonics	Comments
0000	CE	LDX # \$U350	Load the index register with the initial memory block address
0001	03		
0002	50		
0003	C6	LDAB # \$20	Load the block length (hex 20) into accumulator B — hex 20 = decimal 32
0004	20		
L1: 0005	27	BEO L2	Go to L2 if acc. B is zero
0006	09		
0007	A6	LDAA \$0,X	Load the next byte to be printed into acc. A
0008	00		
0009	B7	STAA \$0400	Print the byte in acc. A
000A	04		
000B	00		
000C	08	INX	Increment the memory block address
000D	5A	DECB	Decrement the block length
000E	20	BRA L1	Go to L1
000F	F5		
L2: 0010	3F	SWI	End

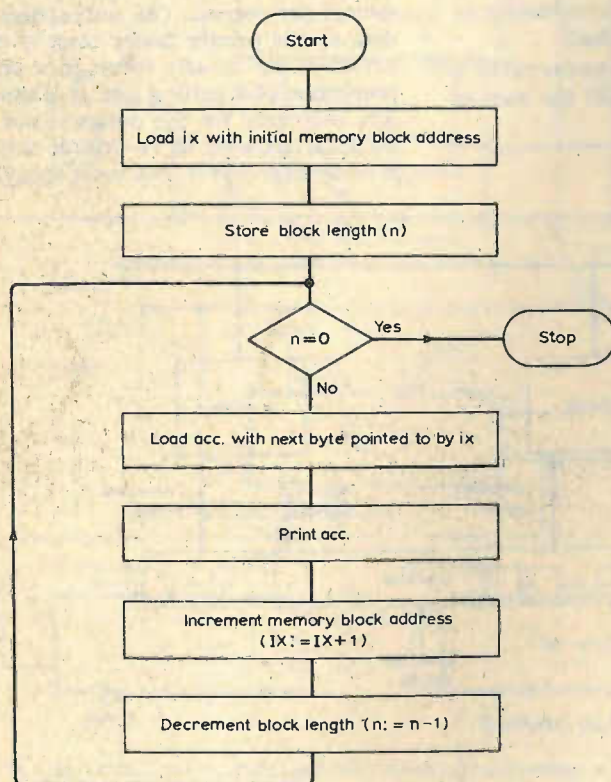


Fig. 3. Flowchart for printing a block of  $n$  characters stored in memory.

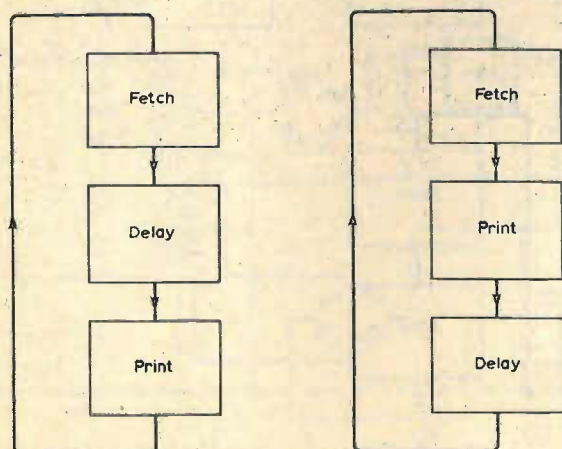


Fig. 4. Stretched fetch/print cycle.

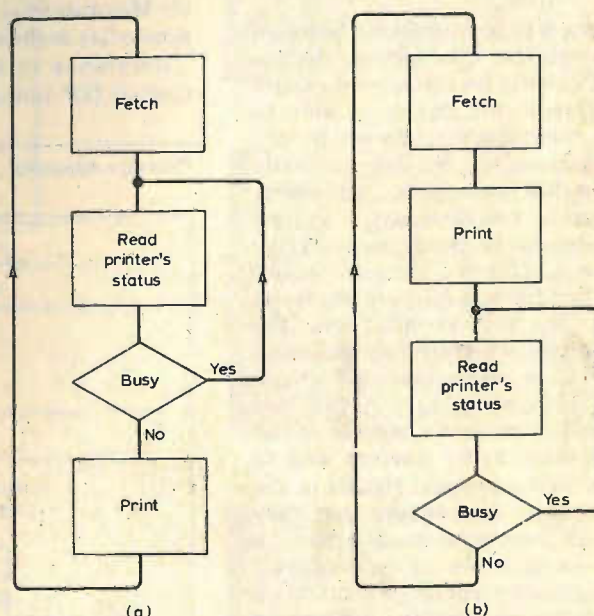


Fig. 5. Flowcharts of software wait loops (a) with wait loop entered before print operation, (b) entered after print operation.

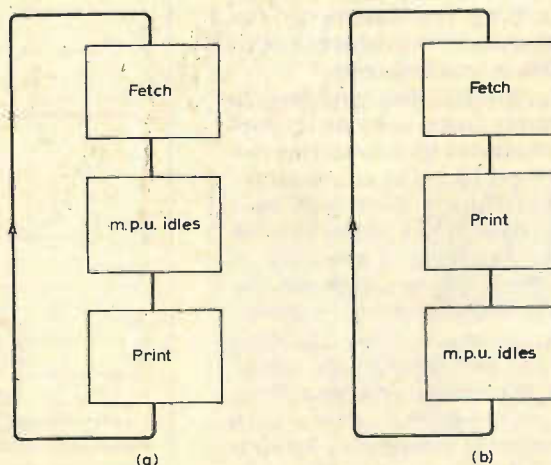


Fig. 6. Flowcharts of hardware wait loops implemented (a) before and (b) after print operations.



## Appendix: Motorola 6800 instruction set

(continued on next page)

ACCUMULATOR AND MEMORY		ADDRESSING MODES															BOOLEAN/ARITHMETIC OPERATION (All register labels refer to contents)			CONO. CODE REG.					
		IMMED			DIRECT			INDEX			EXTNO			INHER						5	4	3	2	1	0
		OP	~	#	OP	~	#	OP	~	#	OP	~	#	OP	~	#				H	I	N	Z	V	C
Add	ADDA	8B	2	2	9B	3	2	AB	5	2	BB	4	3				A + M → A			↑	↑	↑	↑	↑	↑
	ADDB	CB	2	2	0B	3	2	EB	5	2	FB	4	3				B + M → B			↑	↑	↑	↑	↑	↑
Add Acmltrs	ABA													1B	2	1	A + B → A			↑	↑	↑	↑	↑	↑
Add with Carry	ADCA	89	2	2	99	3	2	A9	5	2	B9	4	3				A + M + C → A			↑	↑	↑	↑	↑	↑
	ADCB	C9	2	2	09	3	2	E9	5	2	F9	4	3				B + M + C → B			↑	↑	↑	↑	↑	↑
And	ANDA	84	2	2	94	3	2	A4	5	2	B4	4	3				A • M → A			↑	↑	↑	R	•	•
	ANDB	C4	2	2	04	3	2	E4	5	2	F4	4	3				B • M → B			↑	↑	↑	R	•	•
Bit Test	BITA	85	2	2	95	3	2	A5	5	2	B5	4	3				A • M			↑	↑	↑	R	•	•
	BITB	C5	2	2	05	3	2	E5	5	2	F5	4	3				B • M			↑	↑	↑	R	•	•
Clear	CLR							6F	7	2	7F	6	3				00 → M			•	•	R	S	R	R
	CLRA													4F	2	1	00 → A			•	•	R	S	R	R
	CLRB													5F	2	1	00 → B			•	•	R	S	R	R
Compare	CMPA	81	2	2	91	3	2	A1	5	2	B1	4	3				A - M			↑	↑	↑	↑	↑	↑
	CMPB	C1	2	2	01	3	2	E1	5	2	F1	4	3				B - M			↑	↑	↑	↑	↑	↑
Compare Acmltrs	CBA													11	2	1	A - B			↑	↑	↑	↑	↑	↑
Complement, 1's	COM							63	7	2	73	6	3				M → M			↑	↑	↑	R	S	•
	CDMA													43	2	1	A → A			↑	↑	↑	R	S	•
	COMB													53	2	1	B → B			↑	↑	↑	R	S	•
Complement, 2's (Negate)	NEG							60	7	2	70	6	3				00 - M → M			↑	↑	↑	①	②	•
	NEGA													40	2	1	00 - A → A			↑	↑	↑	①	②	•
	NEGB													50	2	1	00 - B → B			↑	↑	↑	①	②	•
Decimal Adjust, A	DAA													19	2	1	Converts Binary Add. of BCD Characters into BCD Format			↑	↑	↑	③	•	•
Decrement	DEC							6A	7	2	7A	6	3				M - 1 → M			↑	↑	↑	④	•	•
	DECA													4A	2	1	A - 1 → A			↑	↑	↑	④	•	•
	DECB													5A	2	1	B - 1 → B			↑	↑	↑	④	•	•
Exclusive OR	EDRA	B8	2	2	98	3	2	A8	5	2	B8	4	3				A ⊕ M → A			↑	↑	↑	R	•	•
	EDRB	C8	2	2	08	3	2	E8	5	2	F8	4	3				B ⊕ M → B			↑	↑	↑	R	•	•
Increment	INC							6C	7	2	7C	6	3				M + 1 → M			↑	↑	↑	⑤	•	•
	INCA													4C	2	1	A + 1 → A			↑	↑	↑	⑤	•	•
	INCB													5C	2	1	B + 1 → B			↑	↑	↑	⑤	•	•
Load Acmltr	LDAA	86	2	2	96	3	2	A6	5	2	B6	4	3				M → A			↑	↑	↑	R	•	•
	LDAB	C6	2	2	06	3	2	E6	5	2	F6	4	3				M → B			↑	↑	↑	R	•	•
Or, Inclusive	DRAA	8A	2	2	9A	3	2	AA	5	2	BA	4	3				A + M → A			↑	↑	↑	R	•	•
	DRAB	CA	2	2	0A	3	2	EA	5	2	FA	4	3				B + M → B			↑	↑	↑	R	•	•
Push Data	PSHA													36	4	1	A → Msp, SP - 1 → SP			•	•	•	•	•	•
	PSHB													37	4	1	B → Msp, SP - 1 → SP			•	•	•	•	•	•
Pull Data	PULA													32	4	1	SP + 1 → SP, Msp → A			•	•	•	•	•	•
	PULB													33	4	1	SP + 1 → SP, Msp → B			•	•	•	•	•	•
Rotate Left	RDL							69	7	2	79	6	3				M			↑	↑	↑	⑥	↑	↑
	RDLA													49	2	1	A			↑	↑	↑	⑥	↑	↑
	ROLB													59	2	1	B			↑	↑	↑	⑥	↑	↑
Rotate Right	RDR							66	7	2	76	6	3				M			↑	↑	↑	⑥	↑	↑
	RDRA													46	2	1	A			↑	↑	↑	⑥	↑	↑
	RDRB													56	2	1	B			↑	↑	↑	⑥	↑	↑
Shift Left, Arithmetic	ASL							68	7	2	78	6	3				M			↑	↑	↑	⑥	↑	↑
	ASLA													48	2	1	A			↑	↑	↑	⑥	↑	↑
	ASLB													58	2	1	B			↑	↑	↑	⑥	↑	↑
Shift Right, Arithmetic	ASR							67	7	2	77	6	3				M			↑	↑	↑	⑥	↑	↑
	ASRA													47	2	1	A			↑	↑	↑	⑥	↑	↑
	ASRB													57	2	1	B			↑	↑	↑	⑥	↑	↑
Shift Right, Logic	LSR							64	7	2	74	6	3				M			↑	↑	↑	⑥	↑	↑
	LSRA													44	2	1	A			↑	↑	↑	⑥	↑	↑
	LSRB													54	2	1	B			↑	↑	↑	⑥	↑	↑
Store Acmltr.	STAA				97	4	2	A7	6	2	B7	5	3				A → M			↑	↑	↑	R	•	•
	STAB				07	4	2	E7	6	2	F7	5	3				B → M			↑	↑	↑	R	•	•
Subtract	SUBA	80	2	2	90	3	2	A0	5	2	B0	4	3				A - M → A			↑	↑	↑	↑	↑	↑
	SUBB	C0	2	2	00	3	2	E0	5	2	F0	4	3				B - M → B			↑	↑	↑	↑	↑	↑
Subtract Acmltrs	SBA													10	2	1	A - B → A			↑	↑	↑	↑	↑	↑
Subtr. with Carry	SBCA	82	2	2	92	3	2	A2	5	2	B2	4	3				A' - M - C → A			↑	↑	↑	↑	↑	↑
	SBCB	C2	2	2	02	3	2	E2	5	2	F2	4	3				B' - M - C → B			↑	↑	↑	↑	↑	↑
Transfer Acmltrs	TAB													16	2	1	A → B			↑	↑	↑	R	•	•
	TBA													17	2	1	B → A			↑	↑	↑	R	•	•
Test, Zero or Minus	TST							6D	7	2	7D	6	3				M - 00			↑	↑	↑	R	R	•
	TSTA													4D	2	1	A - 00			↑	↑	↑	R	R	•
	TSTB													5D	2	1	B - 00			↑	↑	↑	R	R	•



**Hardware wait** is implemented by causing the microprocessor chip to enter into *idling state*, during which all the microprocessor activities are suspended without turning off the clock. As in the case of the software wait, the hardware wait may be implemented either before or after the print operation — see Fig. 6.

We shall refer to the idling state as a *wait state*. The microprocessor may

remain in a wait state indefinitely. The wait state is entered by pulling a specified pin on an m.p.u. high or low.

**Examples.** Pulling pin 23 low puts the Intel 8080 in the wait state, and pulling it high brings it out of the wait state — see Fig. 3 in article 1.

In the case of the Motorola 6800 the wait state is entered at the end of the current instruction by pulling pin 2 low.

Pulling pin 2 high brings it out of the wait state. The Intel 8085 uses pin 35 in the same way as pin 23 is used in the case of the Intel 8080.

#### Reference

1. "M6800 Microprocessor System Design Data," Motorola 1976.

*Design and implementation of test-and-skip systems will be the subject of the next article.*

INOE REGISTER AND STACK		IMMED			DIRECT			INDEX			EXTNO			INHER			BOOLEAN/ARITHMETIC OPERATION						5	4	3	2	1	0			
POINTER OPERATIONS	MNEMONIC	OP	~	#	OP	~	#	OP	~	#	OP	~	#	OP	~	#							H	I	N	Z	V	C			
Compare Index Reg	CPX	8C		3	3	9C		4	2	AC		6	2	BC		5	3										7		8		
Decrement Index Reg	DEX														09		4	1													
Decrement Stack Pntr	DES														34		4	1													
Increment Index Reg	INX														08		4	1													
Increment Stack Pntr	INS														31		4	1													
Load Index Reg	LDX	CE		3	3	DE		4	2	EE		6	2	FE		5	3										9			R	
Load Stack Pntr	LDS	8E		3	3	9E		4	2	AE		6	2	BE		5	3										9			R	
Store Index Reg	STX					DF		5	2	EF		7	2	FF		6	3										9			R	
Store Stack Pntr	STS					9F		5	2	AF		7	2	BF		6	3										9			R	
Indx Reg → Stack Pntr	TXS														35		4	1													
Stack Pntr → Indx Reg	TSX														30		4	1													

JUMP AND BRANCH		RELATIVE			INOEX			EXTND			INHER			BRANCH TEST						5	4	3	2	1	0					
OPERATIONS	MNEMONIC	OP	~	#	OP	~	#	OP	~	#	OP	~	#							H	I	N	Z	V	C					
Branch Always	BRA	20		4	2																									
Branch If Carry Clear	BCC	24		4	2																									
Branch If Carry Set	BCS	25		4	2																									
Branch If = Zero	BEQ	27		4	2																									
Branch If > Zero	BGE	2C		4	2																									
Branch If > Zero	BGT	2E		4	2																									
Branch If Higher	BHI	22		4	2																									
Branch If < Zero	BLE	2F		4	2																									
Branch If Lower Or Same	BLS	23		4	2																									
Branch If < Zero	BLT	2D		4	2																									
Branch If Minus	BMI	28		4	2																									
Branch If Not Equal Zero	BNE	26		4	2																									
Branch If Overflow Clear	BVC	28		4	7																									
Branch If Overflow Set	BVS	29		4	2																									
Branch If Plus	BPL	2A		4	2																									
Branch To Subroutine	BSR	8D		8	2																									
Jump	JMP					6E		4	2	7E		3	3																	
Jump To Subroutine	JSR					AD		8	2	BD		9	3																	
No Operation	NOP													01		2	1													
Return From Interrupt	RTI													38		10	1													
Return From Subroutine	RTS													39		5	1													
Software Interrupt	SWI													2F		12	1													
Wait for Interrupt	WAI													3E		9	1													

CONDITIONS CODE REGISTER		INHER			BOOLEAN OPERATION			5	4	3	2	1	0	CONITION CODE REGISTER NOTES:					
OPERATIONS	MNEMONIC	OP	~	#	OP	~	#	H	I	N	Z	V	C	(Bit set if test is true and cleared otherwise)					
Clear Carry	CLC	0C		2	1	0 - C							R	① (Bit V) Test: Result = 10000000?					
Clear Interrupt Mask	CLI	0E		2	1	0 - I								② (Bit C) Test: Result = 00000000?					
Clear Overflow	CLV	0A		2	1	0 - V						R		③ (Bit C) Test: Decimal value of most significant BCD Character greater than nine (Not cleared if previously set.)					
Set Carry	SEC	0D		2	1	1 - C							S	④ (Bit V) Test: Operand = 10000000 prior to execution?					
Set Interrupt Mask	SEI	0F		2	1	1 - I								⑤ (Bit V) Test: Operand = 01111111 prior to execution?					
Set Overflow	SEV	0B		2	1	1 - V						S		⑥ (Bit V) Test: Set equal to result of N ÷ C after shift has occurred.					
Accmtr A ← CCR	TAP	06		2	1	A ← CCR								⑦ (Bit N) Test: Sign bit of most significant (MS) byte of result = 1?					
CCR ← Accmtr A	TPA	07		2	1	CCR ← A								⑧ (Bit V) Test: 2's complement overflow from subtraction of LS bytes?					

#### LEGEND:

OP	Operation Code (Hexadecimal)	H	Half-carry from bit 3;
~	Number of MPU Cycles;	I	Interrupt mask
#	Number of Program Bytes;	N	Negative (sign bit)
+	Arithmetic Plus;	Z	Zero (byte)
-	Arithmetic Minus;	V	Overflow, 2's complement
•	Boolean AND;	C	Carry from bit 7
Msp	Contents of memory location pointed to be Stack Pointer;	R	Reset Always
+	Boolean Inclusive OR;	S	Set Always
±	Boolean Exclusive OR;	i	Test and set if true, cleared otherwise
M	Complement of M;	•	Not Affected
→	Transfer Into;	CCR	Condition Code Register
0	Bit = Zero;	LS	Least Significant
		MS	Most Significant

#### CONDITION CODE REGISTER NOTES:

- (Bit set if test is true and cleared otherwise)
- (Bit V) Test: Result = 10000000?
  - (Bit C) Test: Result = 00000000?
  - (Bit C) Test: Decimal value of most significant BCD Character greater than nine? (Not cleared if previously set.)
  - (Bit V) Test: Operand = 10000000 prior to execution?
  - (Bit V) Test: Operand = 01111111 prior to execution?
  - (Bit V) Test: Set equal to result of N ÷ C after shift has occurred.
  - (Bit N) Test: Sign bit of most significant (MS) byte of result = 1?
  - (Bit V) Test: 2's complement overflow from subtraction of LS bytes?
  - (Bit N) Test: Result less than zero? (Bit 15 = 1)
  - (All) Load Condition Code Register from Stack. (See Special Operations)
  - (Bit i) Set when interrupt occurs. If previously set, a Non-Maskable Interrupt is required to exit the wait state.
  - (All) Set according to the contents of Accumulator A.

Table above is continuation of the Appendix.



# Development of a satellite terminal

Experimental system for tv reception

by S. J. Birkill

**Development of the author's satellite terminal started in 1975 with the introduction of instructional tv broadcasting to villages in India. The results of his original experiments were published in March 1976. This article describes how the terminal has been modified to receive microwave transmissions, and shows a selection of the author's more recent results.**

During 1975 NASA's ATS-6 began a one-year SITE experiment of instructional tv broadcasting to village communities in India. As the transmissions were at 860MHz in the familiar u.h.f. broadcast band, the signals did not need

specialized reception techniques, but just a suitable antenna, low noise amplifier and tv receiver equipped with a wideband f.m. demodulator. The SITE broadcasts ended in August 1976, and ATS-6 was manoeuvred westward to a new geostationary location over the Pacific Ocean, out of sight of the UK, for further experiments with US terminals. Since I had been inspired by the ATS results, I was now eager to receive more satellite tv broadcasts. The USSR had a system known as Orbita which used Molniya satellites in 63° inclined orbits, but information was sparse. The Molniya-1 series used frequencies around 1000MHz, and the locus of pos-

sible apogees (Molniyas were activated for a six-hour period around apogee, when their orbital characteristics made them appear almost stationary in the northern sky), arced northwards to east and west of a point almost overhead. Signals were received, but they carried f.s.k. data at a low bit-rate. It appeared that the Orbita tv service had been transferred to the Molniya-2 and -3 series, with downlinks in the 4GHz band. At around this time there was news of Russian tv broadcasting tests from one of their first geostationary satellites, Skran, or Statsionar-T. The e.i.r.p. was quoted as 56.5dBW at 714MHz, but the satellite's longitude of 99°E put it well below the eastern horizon.

It became clear that the best results would be achieved in the microwave part of the spectrum and that 3.7 to




Fig. 1. Sheffield terminal's 8ft dish antenna with 4GHz feed in position. Fig. 2. 4GHz head unit. The GaAs f.e.t. stage is mounted near the top. Fig. 3. 11-12GHz feed system mounted at the prime focus point.






Fig. 4. India's instructional tv experiment received in 1975 from ATS-6 at 860MHz. Carrier/noise density is about 70dB(Hz). Fig. 5. RTVE, received 1977. Relay to Canary Islands via Intelsat half-transponder, hemispheric beam. Frequency 3916MHz, e.i.r.p. 20-25 dBW, c/n density 65dB(Hz). Fig. 6. Sudan, received 1978. Internal distribution via leased half-transponder. Global beam, e.i.r.p. about 20dBW, c/n density 65dB(Hz). Fig. 7. Molniya-3 satellite serving Orbita system with Soviet Central tv. Orbita uses an analogue width-modulated audio pulse in line blanking, and 7.5MHz subcarrier audio. First pulse carries 1kHz tone, second pulse unmodulated. Frequency 3875MHz, e.i.r.p. about 29dBW, c/n density 75dB(Hz).

4.2GHz should be explored. The 5ft mesh dish used for ATS-6 was discarded, and I obtained a surplus 8ft solid-surface paraboloid, originally used for terrestrial radio links in the 7GHz region. To resolve pictures from the signals available on 4GHz, an overall system noise temperature of better than 400°K was required. The dish was fitted with a circular polarisation antenna feed, made from a piece of 2in. copper pipe, carrying the downconverter, a low-noise amplifier constructed from two HXTR-6101 devices on a microstrip, and 25dB of wideband u.h.f. i.f. amplification. The amplifier was included so that signals could be carried 50ft to the house without significant breakthrough of local u.h.f. tv broadcast stations. The second converter was installed in the house together with the remainder of the receiver. A modified Varicap u.h.f. tv tuner was used, as for ATS-6, but with facilities for re-inserting syncs., phase-locked to the output of an independently-tuned narrow-band sync. pulse demodulator.

The receiver was aimed at the sun and aligned for maximum solar noise. A figure of 5.5dB above clear sky was achieved on the first day which, with an




assumed value for solar noise flux of  $8 \times 10^{-21}$  W/m<sup>2</sup>/Hz, translated to a G/T of 12.6dB/°K. This gave a predicted overall receiver noise figure of about 3.5dB, which was later confirmed by comparing ground noise with sky noise. When the antenna beam was lowered onto the geostationary orbit arc, my efforts were rewarded by the appearance of RTVE's (Spain) first chain programme via the leased half-transponder 6 of the new Intelsat-IVA (F2) at 29.5°W. This Canary Islands relay is at present carried on the Major Path 1 Intelsat at 34.5°W.

Since receiving RTVE, many other 4GHz satellite tv downlinks have been observed. In addition to carrying the world news and sports events, many nations lease capacity on the Intelsat system for their own use, such as internal tv distribution from studio centres to transmitters, and tv relay to their overseas territories. Because Intelsat's constitution precludes broadcasting activities, reception of their transmissions by private terminals can only be made for experimental purposes to prove equipment performance. However, a rather different situation exists in the USA where a private terminal

boom is taking place. Home use of the common carrier traffic on domestic communications satellites is permitted, provided the programme supplier's permission is obtained. For about 3000\$ a person can purchase the principal elements of a 10ft satellite terminal, and have access to around 36 full-time tv channels without the video and colour distortions which occur on long distance terrestrial distribution.

During the last three years the Soviet Union has begun to establish Inter-Sputnik, a rival system to Intelsat, with 4GHz downlink satellites in geostationary orbit over the three main ocean regions. To date, two types of satellite have been launched. The Raduga (Rainbow) class, which carry a single tv channel and appear to be similar to the Molniya-3 type, and the Gorizont (Horizon) class with 5 or 6 tv channels in the 3650 to 4000 MHz range. Their orbital stations are assigned Stationar numbers so the 14°W Atlantic slot for instance, called Stationar-4, is currently occupied by spacecraft Gorizont-2. Two channels on this satellite use higher power or spot beams and radiate almost 10dB (in this direction) above the standard USSR 4GHz e.i.r.p.





of about 29dBW. Statsionar-4 is the most powerful satellite at this frequency, and can be received even with an indoor antenna.

As the accompanying photographs show, results have been improved since the early tests, due partly to the use of a Plessey gallium arsenide f.e.t., type GAT 5, which reduced the 4GHz system noise temperature to 185°K, a 3dB improvement in sensitivity.

Results have been further improved by the addition of another GaAs f.e.t. stage, a HFET-2202 device from Hewlett Packard. This half-micron gate length f.e.t. has a noise figure only slightly above 1dB, and should produce a receiver noise temperature close to 100°K.

Fig. 8. Intersputnik. Coverage of non-aligned nations summit in Havana, received September 1979, Statsionar-4, channel 5, 3875 MHz, e.i.r.p. about 29dBW, c/n density 75dB/Hz).

Fig. 9. Soviet tv received November 1979. News and information programme "Vremya". Statsionar-4, channel 1, 3675 MHz, e.i.r.p. about 37dBW, c/n density 83dB/Hz), SECAM colour.

Fig. 10. Italian tv via USSR satellite, received 1980. RAI feed via Eurovision Brussels, converted to SECAM in Moscow and transmitted to Intersputnik over Statsionar-4, channel 5 at around 29dBW e.i.r.p. Frequency 3875 MHz, c/n density about 78dB/Hz).

Fig. 11. French tv on 11.64 GHz received February 1979. TDF-2 via OTS,

e.i.r.p. about 45dBW, c/n density about 85dB/Hz).

Fig. 12. Via Sirio received January 1980. Italian tv on 11.525 GHz, e.i.r.p. estimated at 28dBW, c/n density about 65dB/Hz).

Fig. 13. Video display switched to spectrum analyzer mode to show a portion of the 3.7-4.2GHz band while receiving a tv transmission from a Molniya (Lightning) spacecraft on 3895 MHz. Level increases from left to right, graticule lines are at 10dB intervals. Frequency increases from top to bottom, cursor line is set to 3915MHz. Carrier plus noise/noise ratio of this transmission was 15dB in the analyzer's noise bandwidth.



With the launch of the European Space Agency's OTS satellite in May 1978, I decided to explore a new satellite tv frequency band of 11-12GHz. The sub-bands in this region were destined to ease the congestion experienced by international and domestic systems in the 4GHz band, and provide the new regional (ECS) system for Europe as well as the allocations already made at WARC-77 for satellite tv broadcast downlinks. A new head unit was built around the feed horn, which was made capable of handling either linear (plane) or circular polarisation. The downconverter comprises a single unbalanced diode mixer in stripline, with a Gunn device in a coaxial cavity as the local oscillator. To improve performance, GaAs f.e.t. stages in microstrip construction were subsequently added. Mid-band noise temperature of the 11-12GHz system is around 400°K and, with an antenna gain of around 47dBi, this gives a G/T of 21dB/°K (clear sky) compared with the 4dB/°K being assumed for future direct-broadcast home terminals in this band. The same u.h.f. tunable i.f. is used as for 4GHz, which enables a 500MHz portion of the 11-12GHz band to be tuned for any setting of the Gunn source. High quality pictures have been received from OTS on the wide-deviation 120MHz wide spot-beam channels and on the standard-deviation 40MHz "Euro-beam" transponders. Television from various European broadcasters has been seen via OTS, often with the audio carried in digital "sound-in-synchs." form. However, the transmission schedule is a mystery, with long periods devoted to colour bars.

The Italian experimental satellite Sirio, also on 11-12GHz, has provided tv signals but, with an e.i.r.p. of only 28.5dBW compared with 37 to 45dBW for OTS, pictures are rather noisy as shown in Fig. 12.

The carrier/noise density figures in the captions are more meaningful than a carrier-to-noise ratio because the f.m. demodulator is a variable-bandwidth p.l.l. which can be narrowed at low c/n densities to optimise the trade-off between noise and video distortion over the picture portion of the video modulated signals. So, for a strong signal with a c/n density of 84dB(Hz), the noise bandwidth can be 25MHz and the signal may still exceed the f.m. threshold of about 10dB c/n ratio. But, with a signal of only 65dB(Hz) c/n density, reducing the bandwidth to 1MHz would only recover a 5dB c/n ratio. Therefore, bandwidth must be set to achieve the greatest possible c/n ratio over most of the deviation occupied by the l.f. luminance components of the pre-emphasised signal, perhaps 4MHz, which results in a picture similar to Fig. 12. The receiver can be switched to a 70dB logarithmic spectrum analyzer display, which is very useful when aligning to a satellite or looking for new signals. Fig. 13 shows

part of the 4GHz band between 3.85 and 4.20GHz while a Russian Molniya satellite was being received. The level reads from left to right and frequency from top to bottom of the screen.

Later this year the first Intelsat V should be launched for operation over the Atlantic with 4 and 11GHz downlink transponders. The first Soviet "Loutch" 11-12GHz spacecraft is also anticipated. Both satellites will have high e.i.r.p.s to allow for periods of high attenuation, caused by atmospheric water vapour in the downlink path, and should be easy to receive in clear weather. Within three or four years Europe may have direct tv broadcasting satellites, and the development of comparatively low-cost terminals for home use will take place.

Plessey and Mullard (Philips) are already working on monolithic low-noise downconverters on gallium arsenide chips. The Japanese already have 12GHz home terminals for the market following extensive tests with the Japanese "Broadcasting Satellite for Experimental Purposes". It is anticipated that the European broadcasting satellites will operate with an e.i.r.p. 15

or 20dB higher than OTS. This should allow reception at the Sheffield terminal, even though their beams will not be directed at the UK.

### Bibliography

- Television from India, *Wireless World*, March 1976, pp 68-70.
- ATS-F data book, NASA, Goddard Space Flight Center, May 1974.
- OTS data book, ESA, ESTC Noordwijk, March 1975.
- Lewis, Golding & Kernot, The OTS Test Programme, JBIS Vol. 32, 1979, pp 173-179.
- Fanti & Tirro, The Italian Sirio Experiment, Satellite and Ground Equipment, AIAA, April 1970.
- Schultze, Dicks & Itoharu, Use of the Intelsat Space Segment for Domestic Systems, AIAA, April 1976.
- Birkill, Russia's US-Viewable Birds, *Coop's Satellite Digest*, Feb 1980, pp 2-11 (STT, PO Box G, Arcadia, OK 73007, USA).
- Geostationäre Nachrichtensatelliten der UdSSR, *Mikrowellen*, Feb 1978, pp 131-133.
- IBA Technical Review No. 11, Satellites for Broadcasting, July 1978.
- Receivers Clash over Huge Home TVRO Market, *Microwave Systems News*, Jan 1980, pp 84-118. □

## IN OUR NEXT ISSUE

### Acoustically small loudspeaker

To reduce colouration and cabinet resonances, the mid-range and high-frequency drivers of this active crossover design are mounted in an oblate cylinder, made of modelling clay. The enclosures are operated below lowest resonance, and the unusual shape gives an exceptionally 'solid' stereo image.

### Floppy disc store

Because most home computers use audio cassettes for storing information, the location and transfer of data is very slow. Our floppy disc system comprises a controller and an 8in drive, which can store 400K bytes and transfer data at 500 bytes per second. The disc store has been designed by John Adams for the *Wireless World* scientific computer, but can be adapted for other systems based on the Z80.

### Frequency meter for radio receivers

A versatile digital frequency meter, usable from low frequencies to v.h.f. with a pre-scaler, and primarily intended for use in radio receivers to identify stations. John Linsley Hood has avoided the large-scale chips and, with the aim of achieving a more flexible design, has used c.m.o.s. logic, together with low-power Schottky elements.

On sale 17 September



## NEW R.F. MILLIVOLTMETER



The TM8 is a new autoranging analogue true r.m.s. millivoltmeter with a specified operating range of 10kHz to 1GHz and useful indications up to 1.5GHz. It measures r.f. voltage from 1mV to 3V (or 300V using the 100:1 precision divider) and also has a logarithmic range which spans four decades—useful in setting-up tuned circuits.

Careful consideration of the circuit design resulted in the use of CMOS low power IC's thus the whole unit only uses five watts of power and has minimal temperature drift as well as high reliability.

The meter is provided with damping so that fast changes in amplitude of the signal can be filtered out without either registering on the meter or on the pen recorder output. This output socket gives a 0 to 1V output for zero to full scale reading on the meter.

Like most Farnell r.f. test gear, the TM8 is b.c.d.

programmable and will soon be 'busable' using the Farnell Omnibus IEEE488 interface.

A final touch of refinement to the design is the 'hold-reading' switch on the probe which will, as its name suggests, hold the reading that appears in the meter to within 1% for at least 3 minutes.

The TM8 is supplied complete with probe (integral with input lead) probe to b.n.c. adapter, 'T' connector and 100:1 high impedance divider.

Leaflet available.

FARNELL INSTRUMENTS LIMITED · SANDBECK WAY · WETHERBY



WEST YORKSHIRE LS22 4DH · TELEPHONE 0937 61961 · TELEX 557294

WW — 006 FOR FURTHER DETAILS



# GET YOUR HANDS ON A KEITHLEY 130

The pocket Digital Multimeter by which others are judged.

## £79 PLUS VAT

And generous discounts start at 10 units; 5%.

Everything about the 130 is right. Easy to operate, large clear read-out. Compact, robust and reliable. With a specification few can equal in machines costing twice the price:

- Only one calibration adjustment.
- One year guarantee on spec.
- 25 ranges and five functions: ohms, DC and AC volts and amps.
- 10 amp range.
- 100  $\mu$ V, 1  $\mu$ A, 0.1  $\Omega$  sensitivity.
- 20,000 hour M.T.B.F.

All this is backed by the immense know-how of a specialist company with an enviable reputation for test equipment spanning almost all requirements from 3½ to 5½ digits.

How do you get one?

Simple. Just send off the coupon enclosing cheque or postal order. And see for yourself how the 130 measures up.

**The Keithley 130 – the D.M.M. that won't stretch your pocket!**



### KEITHLEY

Keithley Instruments Ltd  
1 Boulton Road Reading Berkshire RG2 0NL  
Telephone (0734) 861287

WWW-043 FOR FURTHER DETAILS  
To Keithley Instruments Ltd, 1 Boulton Road, Reading, Berkshire.  
Please send me (Packaging and Postage included).  
I enclose a cheque/postal order for  
Name \_\_\_\_\_ Address \_\_\_\_\_  
Allow 21 days for delivery.  
This offer includes postage in the United Kingdom or



# Graphical communication with microcomputers — 2

Character generation and graphics

by I. H. Witten, M.A., M.Sc., Ph.D., M.I.E.E. Department of Electrical Engineering Science, University of Essex

**Dr Witten continues his article on interacting with a microcomputer. This final part goes on with the discussion of raster-scanned displays, finishing with a look at the light-pen and tablet method of input.**

**Cell-organized displays.** To make a display system easily manageable by the programs that generate the pictures, it is necessary to impose a structure on them that allows the raw picture data to be compressed and stored. For example, we saw earlier how line-generating hardware in a point-plotting display processor permits a whole line to be specified by its two end points. The natural structure to impose on a raster-scanned display is a pattern of rectangular cells. Figure 15 shows a  $256 \times 256$  bit-per-point screen, organized as a  $32 \times 32$  array of cells, each one being  $8 \times 8$  dots. There are 64 bits in each cell, so  $2^{64}$  possible patterns can occupy one cell alone. However, most of these patterns are unlikely to be used in a simple picture. Suppose we sacrifice flexibility for convenience and low cost by defining a small repertoire — say 256 — of patterns which may occupy each cell. Then to hold the complete set of patterns we need  $256 \times 8 \times 8$  bits — 2 Kbytes, and now a particular pattern can be indicated by an 8-bit pattern number. Since there are  $32 \times 32$  cells on the screen, only 1024 of these numbers, or 1 Kbyte, are needed to hold the screen contents.

This certainly saves some storage. Previously, 8 Kbytes were needed to hold the screen contents on a bit-per-point basis. Now only 1 Kbyte specifies the screen contents, together with 2 Kbytes for the pattern dictionary. The price paid is heavy, though: only a tiny fraction of possible pictures can be displayed. (You may care to verify that the fraction is  $1/2^{224}$ , which is small indeed!) But the real advantage is one of convenience: now the computer need only wrestle with a  $32 \times 32$  array of cells instead of a  $256 \times 256$  array of dots. Since its storage and bus structure is in terms of bytes and not bits anyway, it is actually easier to handle cell pattern numbers than individual dots. (Recall the difficulty of generating straight lines on a bit-per-point display.)

Figure 17 shows the connexion of a memory-mapped, cell-organized dis-

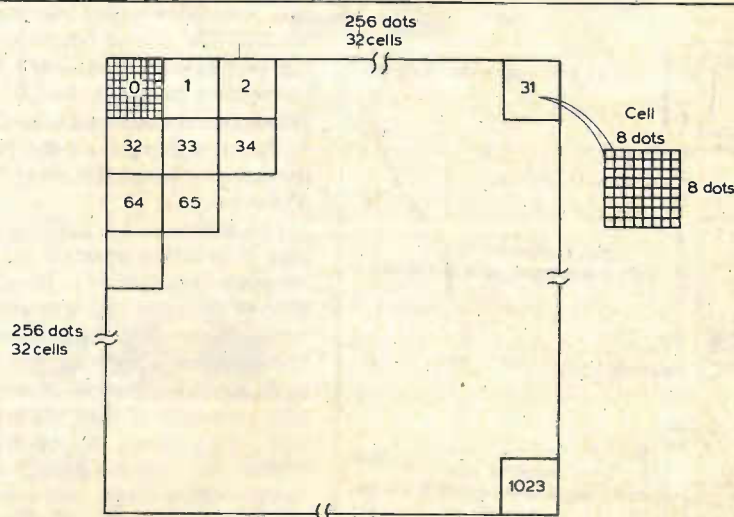


Fig. 15. Cell-organized display with 1024, 8x8 cells.

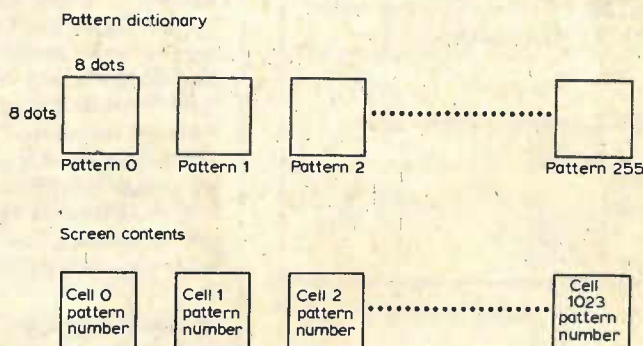


Fig. 16. Pattern dictionary and screen contents for cell-organized display.

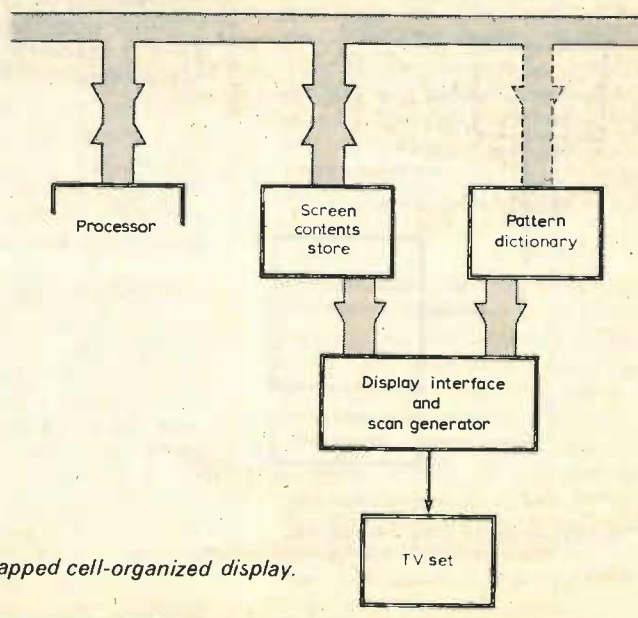


Fig. 17. Memory-mapped cell-organized display.



	ABCDEFGHIJKLMNOPQRSTUVWXYZ
64-character upper-case alphabet	0123456789
96-character alphabet	!"#\$%&'()*+,-./:;<=>?@[ ]^_`space
	abcdefghijklmnopqrstuvwxyz
	{ } rubout

Fig. 18. Standard 64-character and 96-character alphabets.

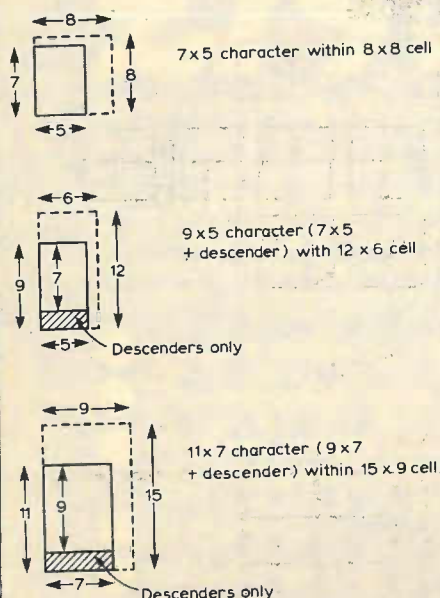


Fig. 19. Common character sizes.

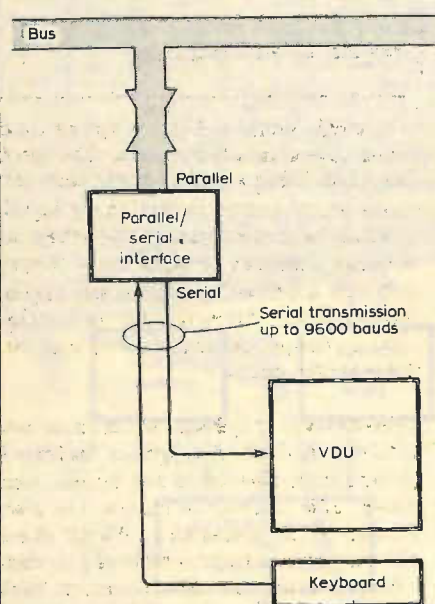


Fig. 20. Connecting a v.d.u. to the bus.

play to the computer bus. As with the bit-per-point system of Fig. 13, the display system is called *memory-mapped* because the screen contents appear to the processor as ordinary store. The connexion between the bus and the pattern dictionary is dashed because it is often not there at all: the patterns are fixed and cannot be changed by the processor.

The success of a cell-organized display in practice depends on the match between the patterns in the cells and the kind of pictures that are drawn on the screen. General cell displays which are intended for line drawings have been built, in which the cell repertoire naturally consists of line segments. However, the number of possible line segments through an  $8 \times 8$  dot cell is unreasonably large, and rotational and axial symmetry is called into play to reduce the dictionary size. Then, the display interface must be able to perform rotation and symmetry transformations, and becomes a display processor which treats the screen contents store more as a program than as a list of pattern numbers. This parallels precisely the development of the display processor for point-plotting displays.

Let us instead examine some rather less ambitious pattern repertoires for cell-organized displays.

**Character generation.** One obvious use for a cell-organized display is to show text. Cell-organized character displays are called *v.d.us* (visual display units) — a rather unfortunate term because it gives no indication that only characters can be shown. The screen of Fig. 15 can accommodate 32 lines of 32 characters, each one being on an  $8 \times 8$  grid. Of course, space must be left between neighbouring characters and between successive lines, so the actual character area is normally chosen as  $7 \times 5$  dots.

**Character storage.** A  $7 \times 5$  dot matrix is quite adequate for upper-case characters, digits, and some special symbols. The standard 64-character upper-case alphabet is shown in Fig. 18, along with the characters that augment it to the standard 96-character upper-and-lower-case alphabet. Although lower-case characters can be written satisfactorily on a  $7 \times 5$  matrix, five of them — g, j, p, q, and y — have tails which should descend below the line if written properly. This needs a  $9 \times 5$  dot matrix,

with any one character occupying either the upper or the lower  $7 \times 5$  section; this works because there aren't any characters with both descenders and "risers". Higher-quality text can be obtained with an  $11 \times 7$  matrix, with any given character occupying either the upper or the lower  $9 \times 7$  section. The possibilities are summarized in Fig. 19, where a dotted outline shows the cell containing the character, including inter-character and inter-line space, and the solid line shows the actual size of the characters.

Read-only memory chips with the character patterns already in them are available from a variety of manufacturers. When addressed with the ASCII code of a character, the appropriate dot pattern appears on the output pins. The address of a particular row of dots is usually provided to the character generator and the dots comprising only that row appear at the output. Thus, with 64 characters of  $7 \times 5$  dots each, 9 bits are required to address a particular row of a character and there are 5 output pins giving the dots in that row. This arrangement is especially suited to raster-scan displays, because one line of the raster is generated at a time. In some character generators, the action of "lowering" characters with descenders must be done externally to the chip, the user providing circuitry to detect these five characters and adjust the row address accordingly. The amount of storage required in a character generator is quite small. For our example, we need 512 words of 5 bits to provide the 64-character upper-case alphabet.

A  $256 \times 256$  screen accommodates 32 lines of 32 characters if the character cell is  $8 \times 8$ , 21 lines of 42 characters if it is  $12 \times 6$ , and only 17 lines of 28 characters if it is  $15 \times 9$ . All of these sizes are unrealistically small for text. A normal sheet of typed paper can comfortably hold about 57 lines of 80 characters. To achieve this with a  $12 \times 6$  cell would require a  $684 \times 480$  screen, which is not possible within the British 625-line standard. Many *v.d.us* compromise with about 24 full-length lines of 80 characters, requiring a  $288 \times 480$  screen. There is currently a great deal of commercial interest in high-quality *v.d.us*, and special high-resolution screens are built for them, but they don't have the advantage of the mass tv market to bring down the price. However, it is worth noting that a 1125-line high-resolution tv system is under development in Japan, which should accommodate up to 75 lines of high-quality text, with a  $11 \times 7$  character size ( $15 \times 9$  cell).

**The v.d.u.** *V.d.us* are not, in general, memory-mapped. It is far more convenient for the computer user to regard his text as a linear string, sending it one character at a time to the display device. Usually it is transmitted in serial form by a parallel-to-serial converter



attached to the bus, as shown in Fig. 20. The v.d.u. must provide store for the screen contents, but this only needs one byte per character displayed — say 2 Kbytes for 24 lines by 80 characters. In fact, local storage is sometimes provided for a good deal more than this, so that the v.d.u. can retain several screenfuls of text and you can look back to see what was presented a few moments ago.

The v.d.u. itself has to decide what to do when the screen fills up. A scrolling feature is almost universally provided, where the entire screen contents move up as necessary. Continual rapid jumping of the text is irritating and tiring for the reader, and so several lines are scrolled at a time. Smooth scrolling, where the contents move up a dot at a time rather than jumping whole lines is unfortunately rather rare at present, although it does not cause any particular technical problems. Other features which are often provided are blinking of the text on a selected area of screen, reverse video (black text on a white background), half-intensity or double-intensity display, and underlining of parts of the text. These options are switched on and off by control characters (ASCII codes 0000000-0011111) and sent down the line as part of the text, which can unfortunately alter all subsequent characters if a text character is corrupted by noise into a control character!

One really useful feature is the ability to move the current position for text to any point on the screen, so that characters in the middle of the text can be overwritten. A mark called the "cursor" is usually made on the screen at the current writing position, and any input typed on the keyboard appears at the cursor position (which is moved along with each successive character). Then, a questionnaire can be displayed and the cursor moved to the places where the user enters his answers, constraining him to write in the space provided. Cursor control is again dictated by a special character which signals the v.d.u. to interpret the next character as the cursor position. Notice that this reinstates the flexibility of a memory-mapped display where a character can be placed at any position on the screen.

Most v.d.us operate at speeds up to 9600 baud. Unlike printers, no extra effort is needed to make a v.d.u. go fast. 9600 baud allows a full screen of  $24 \times 80$  characters to be sent in 2 seconds, which is certainly a high reading rate! However, people often scan text much faster than this — how quickly do you read a newspaper? Present v.d.u. technology leaves plenty of room for improvement.

### Limited graphics

Pressure to provide limited graphics facilities based on inexpensive raster-scanned displays has come from two




Fig. 21. PET graphic symbols.

directions: home computers and the teletext and viewdata information services. The character-generating read-only memories of most home computers contain an assortment of graphic symbols to draw primitive pictures. Figure 21, for example, shows the 64 symbols of PET, a typical low-priced domestic computer. In order that graphic symbols can abut to form pictures, the inter-word and inter-character spaces are stored explicitly in the character generator and not provided by external hardware as in most v.d.us. PET uses an  $8 \times 8$  cell. The standard 64-character upper-case alphabet of Fig. 18 is provided, together with the 64 graphic symbols or the lower-case letters — software can select which of these latter groups is used. Some of the graphics reflect the game-playing orientation of PET; but the lack of coherent structure of the others makes constructing pictures or charts a rather tedious task. There is no standardization of graphics alphabets in the home computer industry.

**Teletext.** The teletext scheme for broadcast information defines a graphics standard, and it is possible that this might spread to the microcomputer industry. It uses 64 codes in a systematic way to provide a refinement of its basic  $24 \times 40$  character grid. Each cell is split into the six regions shown in Fig. 22, and a 6-bit word specifies any combination of white and black ones. Thus, an effective  $72 \times 80$  grid is available for graphics, and the picture of Fig. 6 gives an example of the resolution obtained. The teletext cell is not square but has 10

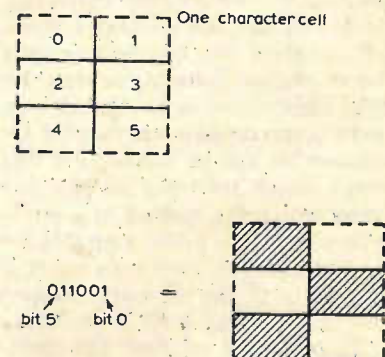


Fig. 22. Teletext graphics.

$\times 8$  dots, with a  $9 \times 5$  upper-and-lower-case character matrix. The problem of dividing a cell 10 rows high into three equal portions for the graphic symbols is a continuing challenge for teletext receiver designers! Teletext also has a defined protocol for coping with colour displays by inserting colour-change control characters into the text stream.

**User-defined graphics.** An unusual and interesting limited graphics facility is provided in the Sorcerer home computer. 256 character codes are used instead of the usual 64 or 96. Of these, 128 correspond to pre-defined patterns, which include the 96-character basic alphabet of Fig. 18 together with 32 extra graphics. For the others, the character-generating memory can be altered by the processor, so that the user can define his own graphic symbols. Since the character matrix is  $8 \times 8$ , 8 bytes serve to define one character,



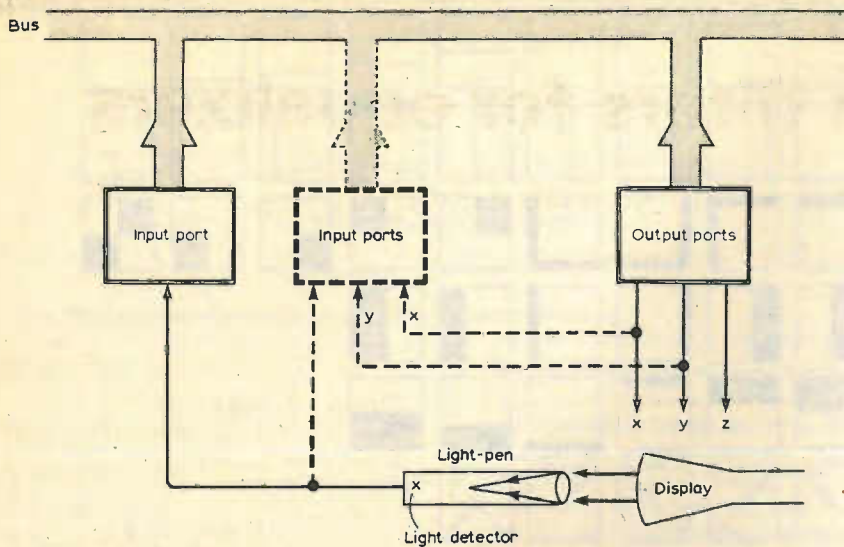


Fig. 23. Operation of a light-pen.

and the read-only and writeable parts of the character generator are each 1 Kbyte. The circuitry required to generate characters from a read/write memory is a little more complex than for read-only memories, because contention will occur when the display reads and the processor writes simultaneously. But the extra power provided is enormous, for the Sorcerer can simulate both PET and the teletext system, as well as others. For example, graphs can be displayed quite accurately by defining eight patterns each with one dot in the centre, at different heights. Or a character set can be defined for line drawings which includes all the line segments which are needed in a particular picture. Or a Cyrillic alphabet for text in Russian. This combines much of the flexibility of the memory-mapped bit-per-point display with a structure that can show text sensibly and simulate systems like PET and teletext.

### The light-pen and tablet

Turning now to graphical input, a light-pen is a device that detects whether or not there is a spot of light on the screen at the place it is pointing. It can also signal the exact time the light appears. Recall that the picture is refreshed every 40 msec or so, so that if the pen points at a spot which is brightened up a signal will appear during every refresh cycle. The interrupt mechanism is ideally suited to advising the processor at the time a hit occurs.

The time-of-hit information provided naturally by a light-pen can easily be converted into the position of the hit by adding the hardware shown by dashed lines in Fig. 23. The  $x$  and  $y$  signals from the output port are routed back to an input port — in practice, this will be before they are converted from digital to analogue form — and loaded into two registers there whenever a hit occurs. Then the processor can examine these registers at leisure to ascertain the position of the last hit.

But which kind of information, time-of-hit or coordinates-of-point, is more useful? Suppose the house picture of Fig. 24 is stored as 28 lines:

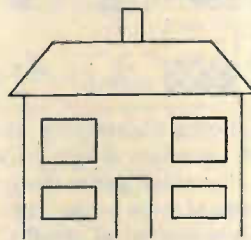


Fig. 24. A house. Timing or coordinates?

and line-generating hardware drives the display. Then, although the  $x, y$  coordinates of a hit can in theory be used to determine which line was being drawn, the precise time when it occurred leads to the information much more easily because the processor only needs to examine its last request to the line-generator. In general, the state of the display processor at the time of the hit will provide most information about what was actually being drawn at the time, not the coordinates of the hit.

**Tracking a light-pen.** A light-pen only registers a hit if the spot it is pointing at is actually brightened up during the refresh cycle. If you point it at a blank part of the screen the processor cannot

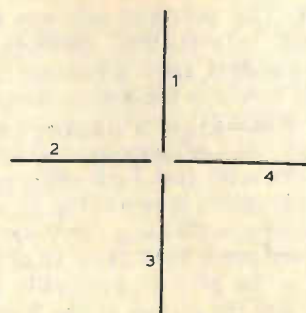


Fig. 25. Tracking cross.

tell where it is. A "tracking cross" is often drawn as part of the picture; this follows the pen around in an attempt to provide light for it to see. For the cross of Fig. 25, if a hit occurs on line 1 the cross should move up, for line 2 it should move to the left, and so on. The processor detects the hits and moves the cross as necessary. If the centre of the cross coincides with part of the picture, then a hit is registered whenever that component of the picture is refreshed, and so the processor can tell what part is being indicated.

**Touch-tablet.** Figure 26 illustrates another kind of graphical input device which is entirely independent of any display and provides the coordinates of the pen position.

Current is injected into a uniform resistive sheet through the pen tip, and is measured at one side of the tablet while the other is earthed. The resistive sheet acts as a potential divider, and the ratio of the output to the input current gives one coordinate. Then the connections are changed so that the other coordinate can be measured.

A particularly interesting feature of the tablet is that a finger can act as the pen, using high-frequency alternating current and capacitive coupling with the sheet instead of d.c. with direct coupling. Effectively, you sit on an electric chair and inject current with your finger. Then, no pen is needed and if the sheet is made transparent and fitted on to a display screen, you can indicate parts of the picture just by pointing at them with a finger.



Fig. 26. An  $x, y$  tablet.

This device provides coordinate information and not time-of-hit. However, it can easily be made into time-of-hit by comparing the  $x, y$  coordinates from the tablet with those being sent to the display. When they coincide (to within a specified tolerance), a bit interrupt is caused.

### Further reading

- Nelson, T. H. (1974) *Dream machines — new freedoms through computer screens*. The distributors, 702 S. Michigan, South Bend, IN 46618, U.S.A.
- Newman, W. M. and Sproull, R. F. (1979) *Principles of interactive computer graphics*. McGraw Hill.
- Stokes, A. V. (1978) *Viewdata: a public information utility*. London: Input Two-Nine.
- Walker, B. S., Gurd, J. R. and Drawneek, E. A. (1975) *Interactive computer graphics*. Edward Arnold.
- Winston, P. H. (1975) *The psychology of computer vision*. McGraw Hill.



# Simple active filters for equalizers

Design examples using simulated inductors

by D. W. Protheroe, B.Sc.

**Simple design rules allow construction of filters having any desired value of centre frequency, Q and gain, using simulated inductors. Examples illustrate provision of a symmetrical bandpass to band-stop characteristic, varied with a single control.**

The majority of designs published as octave or graphic equalizers feature a number of independently controllable filters allowing boost or cut of specific frequencies within the audio band. These designs fall into two main categories.

● **RC bandpass/bandstop filters.** A typical system may have a number of active filters either enclosed in a negative feedback loop, Fig. 1 and refs 1, 9, 10, or having their outputs fed to a differential amplifier, Fig. 2 and ref. 8. Problems arise from both these configurations. In Fig. 1 noise generated within the active filters is coupled into the output amplifier, the signal-to-noise ratio decreasing as the number of filter sections is increased. This problem is avoided in Fig. 2, but the component values must be carefully calculated to give a symmetrical cut/boost characteristic. Many designs have been published giving only bandpass (presence) or bandstop (notch) characteristics.<sup>2</sup>

● **Series LCR filters.** This arrangement, Fig. 3, suffers from the disadvantages normally associated with discrete inductors, i.e. size, cost, distortion, refs 2, 3, 4. The present design overcomes this by synthesizing<sup>5</sup> the necessary inductors, using the circuit of Fig. 4.

To duplicate the impedance versus frequency characteristic of an inductor, the input impedance of the circuit must be of the form  $R + j\omega L$ , and it can be seen in the Appendix that the circuit has an input impedance of  $R_1 + R_2 + j\omega CR_1R_2$ . Although many other methods of simulating inductance have been published (e.g. search under Gytrators), they have suffered from greater complexity or lower performance, often both.

Now add a series capacitor,  $C_x$ , to Fig. 4 to give a series LCR circuit, Fig. 5, which may be used in the circuit of Fig. 3 to realise the same function, though the parameters of the inductor are now easily controlled.

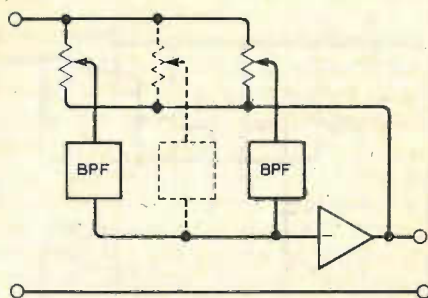


Fig. 1. With active filter enclosed in feedback loop, s/n ratio decreases as number of sections increases.

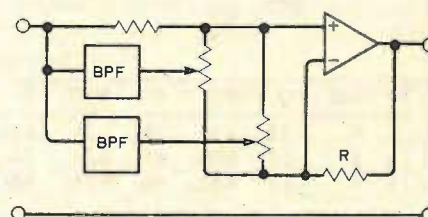


Fig. 2. Alternative circuit using differential amplifier avoids noise problem but component values as critical.

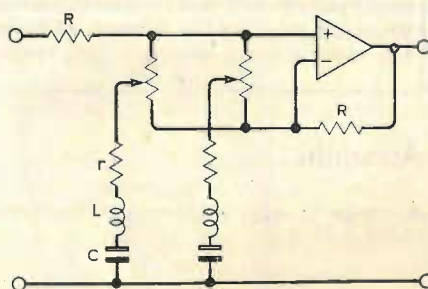


Fig. 3. Simple LCR network introduced symmetrically into forward or feedback paths by potentiometers.

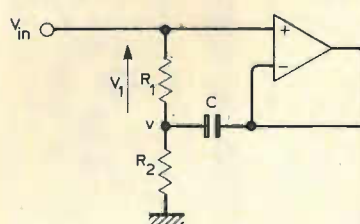


Fig. 4. Two-terminal RC network simulates inductance, value  $L = CR_1R_2$ .

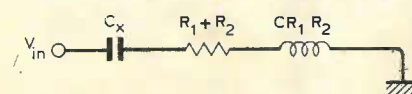


Fig. 5. Series capacitor  $C_x$  tunes simulated inductance for use in Fig. 3.

## Design procedure

Making use of the standard formulae for series tuned circuits:

$$f_o = \frac{1}{2\pi\sqrt{C_x L}}$$

$$\text{and } Q = \frac{1}{r} \sqrt{\frac{L}{C_x}}$$

where the symbols have their usual significance, and  $r$  is the equivalent series resistance. Eliminate  $L$  thus

$$L = C_x r^2 Q^2$$

$$\text{and } C_x = \frac{1}{(2\pi f_o)^2 L}$$

$$\therefore C_x = \frac{1}{2\pi f_o r Q}$$

$$\text{Also, } L = C_x r^2 Q^2 = CR_1R_2$$

$$\therefore C = \frac{C_x r^2 Q^2}{R_1R_2}$$

Fig. 3 shows that maximum or minimum gain at  $f_o$  is

$$20\log\left(\frac{R+r}{r}\right)\text{dB}$$

Armed with these equations, filter design becomes a matter of setting the design parameters, taking account of any required component values, and calculating the remaining component values.

Fig. 6 shows an example of a 50Hz notch filter, depth of null variable,  $Q=50$  (say). Synthesized inductance has a value of  $\sim 1400\text{H}$ . To enable frequency to be trimmed to off-set the effect of component tolerances,  $R_1$  and  $R_2$  incorporate a potentiometer. Thus  $f_o$  and the notch depth are independently variable.

The value of the potentiometer used as the cut/boost control is non-critical, varying only the control law. The buffer amplifier used in Fig. 4 can be an emitter follower, a Darlington follower, or a 741 follower depending on the load to be driven (the values of  $C$ ,  $R_1$ ,  $R_2$ ) and the performance required. Signal-to-noise ratio and distortion level for the system depend mainly on the differential



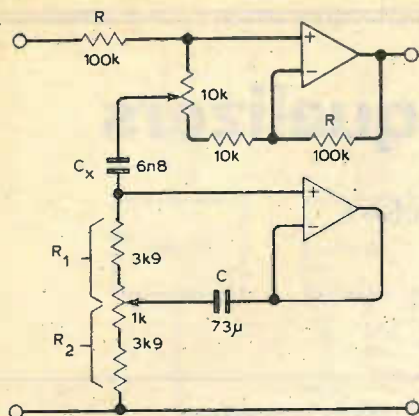


Fig. 6. 50Hz notch filter can be trimmed with lower potentiometer. 10k resistor modifies characteristic to attenuation only.

amplifier used; for most purposes the 741 is sufficient, though increased performance may be achieved with a more specialized amplifier.<sup>6,7</sup>

Practical applications of this circuit have varied (in frequency) from l.f. variable filters for electrophysiological research, to a fine-section tone control for audio systems. Although developed for use at audio and sub-audio frequencies, high frequency operation is dependent only upon the characteristics of the amplifiers used. However, as the frequency of operation is increased, the value and size of a discrete inductor soon reach manageable proportions.

## References

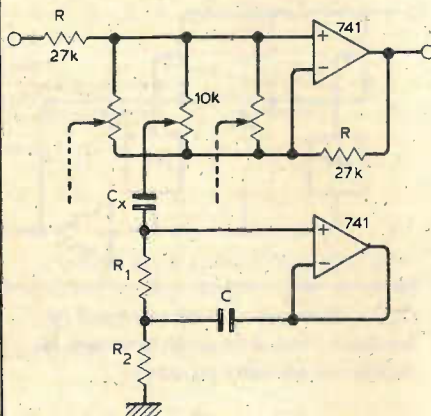
1. Emmett, J. R. Multi-channel tone control, *Wireless World*, Sept. 1973, p. 457-9.
2. Levesley, P. Designing a studio mixer, *Studio Sound*, Nov. 1971, p. 583.
3. Williamson, R. Octave equalizer, *Hi-Fi News*, Aug. 1973, p. 1484.
4. Robinson, D. High quality mixer, *Studio Sound*, Feb. 1971, p. 79.
5. Nezer Y. Active notch filters, *Wireless World*, July 1975, p. 307-11.
6. Meyer, D. Audio pre-amplifier using op-amp techniques, *Wireless World*, July 1972, p. 309-12, correction p. 544 Nov.
7. Oldfield, M. L. G. Letters, *Wireless World*, March 1973, p. 119.
8. Thomas M. Tunable audio equalizer, *Wireless World*, Sept. 1978, pp. 58-63, correction p. 91 October.
9. Walker, C. & Clinch, W. Multisection tone equalizer, *Wireless World*, June 1980, pp. 43-6.
10. Audio Handbook, National Semiconductor, 1976.

Dave Protheroe was an electronics technician in the psychology department of the City of London Polytechnic, where he constructed prototypes of this filter. Since then he has graduated in electrical engineering and is now lecturing in electronics at Thames Polytechnic. Researching into digital systems design, recent work has centred around applications of digital devices, especially the hardware and software design of a Z80-based microcomputer system.

## Practical designs

### 8-14Hz three-section filter

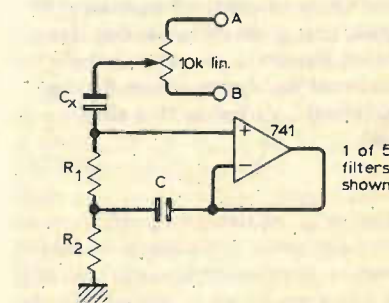
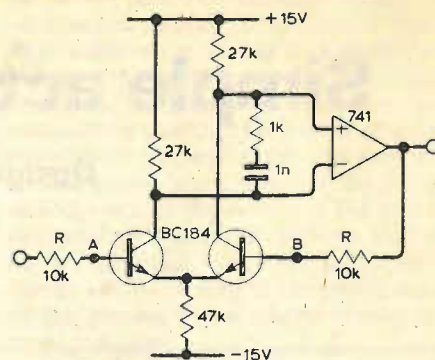
Application: vibration analysis, electromedical recording. Design criteria: constant bandwidth, control range  $\pm 20$ dB. Values of  $R_1$ ,  $R_2$  were chosen to give the required control range. Q value was then calculated from  $Q = f_0/\text{bandwidth}$ . The underlined equations give the required capacitor values, and the last equation gave the value of R.



f	BW	Q	C <sub>x</sub>	C	R <sub>1</sub> , R <sub>2</sub>	R
8	3	2.7	1.3μ	40μ	2.7k	27k
11	3	3.7	0.68μ	40μ	2.7k	27k
14	3	4.7	0.47μ	40μ	2.7k	27k

### 50Hz-2.8kHz five-section equalizer

Application: supplement to audio tone controls. Constant-Q characteristic is required to keep tonal effect of filters constant over the frequency range. In the interests of higher s/n ratio a more complex differential



amplifier was used.<sup>7</sup> To avoid slew-rate limiting at high frequencies use faster op-amps e.g. 748, 741S, 531. Control range:  $\pm 12$ dB, consistent with commercial units. Component values chosen as above.

f	Q	C <sub>x</sub>	C	R <sub>1</sub> , R <sub>2</sub>	R
50	1	1μ	4.2μ	1.5k	10k
200	1	0.27μ	1μ	1.5k	10k
800	1	68n	0.27μ	1.5k	10k
3.2k	1	16.8n	68n	1.5k	10k
12.8k	1	4n	16.8n	1.5k	10k

## Appendix

A voltage  $V_{in}$  is applied to the input terminal of Fig. 4. Then

$$V_1 = V_{in} - v$$

$$\text{where } v = V_{in} \left( \frac{R_2}{R_2 + \frac{R_1}{1 + j\omega CR_1}} \right)$$

$$V_1 = V_{in} \left( 1 - \frac{R_2}{R_2 + \frac{R_1}{1 + j\omega CR_1}} \right)$$

Thus

$$i = \frac{V_1}{R_1} = V_{in} \left( 1 - \frac{R_1}{R_2 + \frac{R_1}{1 + j\omega CR_1}} \right)$$

where  $i$  is the current flowing into the input terminal.

$$i = \frac{V_{in}}{R_1} \left( 1 - \frac{R_2(1 + j\omega CR_1)}{R_2(1 + j\omega CR_1) + R_1} \right)$$

$$\text{or } i = \frac{V_{in}}{R_1} \left( 1 - \frac{R_2 + j\omega CR_1 R_2}{R_1 + R_2 + j\omega CR_1 R_2} \right)$$

$$z = \frac{V_{in}}{i} = \frac{R_1}{1 - \frac{R_2 + j\omega CR_1 R_2}{R_1 + R_2 + j\omega CR_1 R_2}}$$

$$= \frac{R_1(R_1 + R_2 + j\omega CR_1 R_2)}{R_1 + R_2 + j\omega CR_1 R_2 - R_2 - j\omega CR_1 R_2}$$

$$\text{i.e. } z = R_1 + R_2 + j\omega CR_1 R_2.$$

This is of the form required and assumes the amplifier has a gain of unity, a high input impedance, and a low output impedance — conditions easily satisfied. □



# American letter

from George Tillett in Chicago

Attendance at the Chicago Summer CES was about 55,000, some 15% less than last year — although the advance bookings were at a record high. The reason, of course, had to do with the uncertain economic situation, but the growing popularity of the January Las Vegas Show might have had an effect too. If there is a recession, some of the exhibitors seemed unaware of it, judging from the number of high-priced luxury items on show. Infinity had a \$20,000 loudspeaker system and Lux were showing a \$3,000 turntable, while there were several phono cartridges costing over \$250. One was priced at \$550 and a precision tonearm could be had for a mere \$1300! If you are tired of ordinary tv, you can spend anything between \$16,500 and \$30,000 for a dish antenna so you can watch satellite transmissions.

## Video

As at the last Show, video discs were again a centre of attraction and the Pioneer and Magnavox demonstrations were always crowded. Both these models use a laser system, but RCA were showing off their Selectavision player, which uses a stylus pick-up, at a hotel nearby. RCA state that recent modifications include random access and that the price will still be lower than its competitors. Since they have an agreement with CBS they also have access to a wider range of programme material. V.c.r.s are fast gaining in popularity and several new six-hour models were to be seen. In the long-playing mode, there is inevitably a loss in definition — particularly with models with reduced track width. The ordinary track width in VHS machines is 58 microns, but when the same heads are used to scan the 19.3 micron width employed in the six-hour mode, the tracks overlap, causing picture degradation, since adjacent tracks are out-of-phase. Now, JVC have come up with a simple — well, relatively simple — solution: two extra narrow-field heads are switched in for the long playing mode.

Sony's AG-300 features a cassette autochanger, permitting 20 hours of recording time, and the programme unit allows the user to record separate programmes on separate cassettes. Other Sony models use Beta-Scan, which lets the user search backwards or forwards

at any desired speed up to 20 times normal, with or without a remote control unit. Toshiba has a similar fast scan system, but theirs can flip the tape at 40 times the normal speed.

Sony's latest tv projection uses a ceiling-mounted projector to produce a picture measuring 11½ feet by 5, and a switch allows the size to be changed. Another company, Electron Systems Products, introduced a projection system capable of producing a 20ft picture. It is quite portable, measuring 20 by 28 by 9½ inches, and the extra brightness is achieved by using a liquid-coupled lens with liquid-cooled tubes to increase the light output.

Turning to "ordinary" tv sets, there seems to be a trend towards better audio quality and several models were seen with multi-speakers and separate amplifiers. One model even boasted simulated stereo, using a time-delay circuit.


In spite of the relatively high prices, there appears to be a growing interest in dish antennas to receive satellite trans-

missions. One company quotes a basic price of \$16,500 for a single-channel system, plus \$5,000 for each additional channel. The leaflet I picked up also mentions concrete pads: "Try not to think about mounting the antenna on the roof. It weighs 2000 lbs, it is 16 feet in diameter and it makes a great sail." You might ask what programmes are available to justify all this hassle? Well, there are many transmissions intended for cable networks and they carry such intriguing titles as "Showtime", "Galavision", "Calliope" and the "Movie Channel". There is a small licence charge for hotel and apartment users.

## Audio

Two or three years ago, receiver makers were committed to a kind of 'power race' to see how many watts they could cram in, but not too many buyers were enthusiastic about the cumbersome 400 watts jobs. So these days the accent is on features such as automatic scanning,

*Infinity's Reference Standard.*





preset station selection, bar-graphs and so on. Onkyo scooped its competitors with a receiver having a built-in "snap, crackle and pop" remover that works like the SAE and Garrard units, which reverse the phase of the signal before removing narrow-pulse transients. A few genuine Class A amplifiers and receivers were to be seen but there is a definite trend towards a modified Class A circuit where the output stage is biased by the signal. Efficiency is claimed to be comparable with Class B without the switching or crossover problems. Variations are known by several names: Kenwood use the term "Zero Switching" and JVC use the description "Super A", while Fisher prefer "Class-II" and Technics call their arrangement "Synchrobias".

All manufacturers are aware of the problems caused by too much negative feedback and designers have abandoned the use of "brute force" loops of 50 to 60 dB to get some impressive figures. In other words, amplifiers are designed for low distortion before the loop is closed, so that only 15 to 20 dB is necessary. Yet another approach will, I believe, become quite popular — at least for the more expensive models. This is the "feedforward" circuit which involves the use of a separate amplifier to balance out the inherent distortion in the main amplifier. Threshold were the first to use it in their Stasis model, but now Sansui have developed a similar circuit. They introduced the first model at the Show, the AU-DII rated at 120 watts per channel at a distortion less than 0.004%. Frequency response is within +0 and -3 dB from zero to 200 kHz.

Cassette decks now offer better value for money than ever and several models were to be seen priced at well below \$160 with metal tape capability, large VU meters, provision for four kinds of tape, a Dolby system and a good all-round performance. The more expensive decks featured such refinements as digital displays, automatic programme selection, end of tape indicators and mic-line mixing. At least 12 models boasted the new Dolby HX (Headroom Extender) circuit while among the dual-speed (3 $\frac{1}{2}$  and 1 $\frac{1}{2}$  ips) models were entries from Marantz, BIC, and Fisher.

Turntables are also reasonably priced now and there is quite a selection of direct-drive models under \$180. Straight tonearms seem to have almost superseded the old familiar S-shaped designs, although Technics still use them in most of their range. Linear tracking or straight-line arms are becoming more common, and among those seen were models from Technics, Harman-Kardon, Mitsubishi, Yamaha, Phase-Linear and Dennessen. The last named turntable uses a tiny air pump to float the phono cartridge. Lux also have a turntable which employs a pump but this one creates a vacuum to hold down the record so it is really flat. It seems to be an expensive way of doing things, as

the price of this model is \$3000! Dual were using a special record to demonstrate the virtues of their Ultra Low Mass (ULM) arm and Ortofon phono cartridge. The record carries a 300 Hz signal, but it also has eight uniformly spaced warps. The eight-gram ULM combination plays it with no trouble, but the severe intermodulation produced by a standard 18 gram arm combination could easily be heard.

Once again, the Show was enlivened by a fascinating array of loudspeakers ranging from shoebox models to wardrobe sized behemoths. The most elaborate system was Infinity's new Reference Standard at a cool \$20,000. It consists of four modules, 7ft 6 inches high which house two 1.5 kilowatt bass amplifiers as well as the drive units. Each bass column contains six 12 inch drivers and servo feedback is obtained with an accelerometer. Crossover frequency is 70 Hz and the midrange section consists of a vertical stack of 12 planar electromagnetic induction units arranged as a dipole. High frequencies are handled by another stack of 36 planar units. The cabinets are 1 inch thick and some of the sections are sand-filled (remember the Wharfedale baffles?) and the total weight is 1200 lbs. How did it sound? Well, it was unquestionably very, very good and the low frequencies were particularly impressive. After all, a dozen 12 inch speakers can move a lot of air! Although the system is not a true line source, the stereo image was outstanding, but it must be said that the overall gain over a really good pair of \$1000 systems is quite small — at least at "normal" listening levels. It's the law of diminishing returns.

Cerwin-Vega were demonstrating a new model, designed to "meet the challenge of the new digital super-discs". It is a three-way system with an 18 inch bass driver and a 12 inch co-axial unit, which has a compression tweeter. An unusual feature of this model is the use of inert gas to effectively increase the volume of the bass compartment of the enclosure. No, the gas can't escape: it is contained in plastic bags. The system stands 52 inches high and it will handle 1000 (yes, one thousand) watts continuous power.

The Ionophone is back again: its new name is "Ionovac" and the one at the Show hailed from West Germany. Crossover point has been moved an octave up to 6 kHz. My old original used to radiate for a considerable distance on all tv bands, which caused some friction with the neighbours, but I'm told that this and other drawbacks have been overcome.

Sony had a large, floor-standing system using four drivers, all with flat diaphragms made from a honeycomb carbon fibre material. The bass speaker diaphragm is about 13 inches square and it is driven by four speech coils, positioned to "ensure a piston movement without flexing". Jumeita, a

Canadian manufacturer, were demonstrating the latest version of their system, which uses a horn-loaded ribbon transducer from 600 Hz up — some of the best sound heard at the Show.

The VSC company introduced several low-priced cassette players using a new i.c. with a "bucket-brigade" chip to provide high-speed, intelligible audio playback at speeds up to three times normal. According to the makers, there is a definite interest in the idea from manufacturers of v.c.r.s that can operate in the six-hour mode.

Crown introduced the unique PZM microphone at the January Show and again, it was attracting a lot of attention. It uses a new principle of sound detecting, using the pressure zone at an acoustic boundary to eliminate distortion problems common to other microphones — so say the inventors. The active element is a pressure-calibrated electret capsule and it is mounted on a plate measuring 5 x 5 inches. One of the advantages of the PZM is that the frequency response is independent of distance, but the gain in clarity is almost unbelievable. In one demonstration, it was compared with a very expensive German studio microphone in a recording session with a large orchestra. As soon as the PZMs were switched in, the feeling of strain simply vanished. Various models are available and they can be put inside a bass drum or piano, since inputs as high as 150 dB can be handled.

### Garrulous gadgets

Talking clocks, calculators and microwave ovens are becoming commonplace and speech quality is improving. One reason is the use of new chips that can synthesize phonemes. It is said there are at least 45 uniquely different sounds needed to phonetically create words in the English language. These, plus 16 other durational alternatives are produced by a new l.s.i. chip made by Votrax. There are also three "pause" phonemes often necessary to separate phrases in continuous speech, so the result is a total of 64 phoneme selections. The duration of each phoneme is fixed, the slowest being 40ms and the fastest 250ms. Pitch variation varies automatically, or it can be controlled by an external "clock". Continuous electronic speech is created by sequencing sounds into recognisable words. For instance, 'phoneme' becomes F-01-N-EI-M.

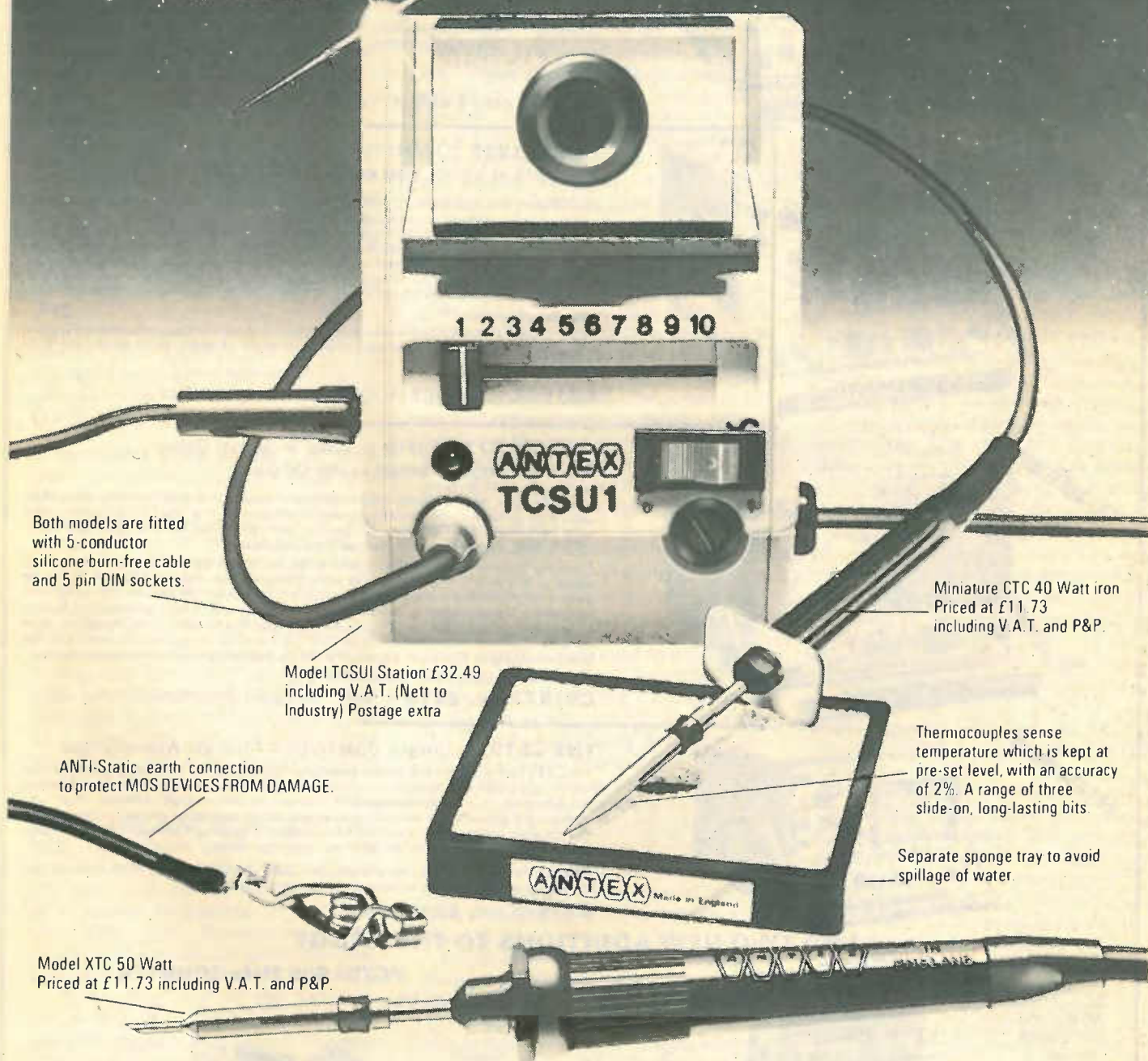
Panasonic were showing a talking calculator which had a female voice with an impeccable British accent — Roedean, if I'm not mistaken. Casio had another which also contained a clock, date memories, a calendar and 12 recorded tunes. The user could program tunes for special occasions such as "Happy Birthday" or "The Wedding March", but one tune could not be changed. The thing plays "Jingle Bells" every Christmas... □



# The Age of Electronic Temperature Control

Today's precision world of electronic equipment demands perfection in tools and equipment. The British made TCSUI Antex soldering station is being constantly updated to meet these demands. Only the toughest material is used in the moulding and the introduction of the anti-static earth connection protects MOS devices.

There are two alternative irons available with the station for miniature or ordinary soldering work. No Workshop should be without this equipment which incorporates the very latest in electronic engineering soldering technology.



Both models are fitted with 5-conductor silicone burn-free cable and 5 pin DIN sockets.

Model TCSUI Station £32.49 including V.A.T. (Nett to Industry) Postage extra

ANTI-Static earth connection to protect MOS DEVICES FROM DAMAGE.

Miniature CTC 40 Watt iron  
Priced at £11.73 including V.A.T. and P&P.

Thermocouples sense temperature which is kept at pre-set level, with an accuracy of 2%. A range of three slide-on, long-lasting bits.

Separate sponge tray to avoid spillage of water.

Model XTC 50 Watt  
Priced at £11.73 including V.A.T. and P&P.

Please send me the following:  
Quantity      Model      Price



ANTEX (Electronics) Ltd.,  
Mayflower House, Plymouth, Devon.  
Tel: (0752) 67377/8 Telex: 45296  
WW9

☐ Please send me the ANTEX TCSUI  
Colour Brochure.

Name .....  
Address .....  
Telephone: .....

WW — 036 FOR FURTHER DETAILS






# TRIO TEST INSTRUMENTS

THE RANGE HAS INCREASED —  
THE PRICES ARE DOWN

NEW



## THE CS1830 30 MHz + Sweep Delay

The CS1830 is a completely new 30 MHz dual trace oscilloscope employing a square format, internal graticule, PDA tube for accurate bright display. A new feature is the inclusion of calibrated sweep delay with a range of 1 $\mu$ S-100 mS and trace bright up to show the delay position. As you can see from close study of the photograph, the CS1830 has **all** the facilities you could require in a high performance instrument but for more detail, simply ask us for a comprehensive leaflet.

### Brief specification

Rectangular PDA tube 120 x 96 mm. P31 phosphor.

Bandwidth DC-30 MHz

Sensitivity 5mV/cm (30 MHz)

2mV/cm (20 MHz)

Input R.C. 1 M / 23 pF

Risetime 11.7 nS

Overshoot less than 3%

Sweep time 200nS/cm-0.5 S/cm


Linearity better than 3%

Trig. bandwidth DC-30 MHz

Sweep delay 1 $\mu$ S-100 mS

**CS1830 only £455 + VAT includes 2 probes**

NEW



## THE CS1572 30 MHz for the VTR Lab.

If you are in Video, you need the CS1572

The CS1572 is a dual trace 30 MHz oscilloscope designed for the video tape recorder engineer. Video delayed sweep facilities are provided to allow magnification and analysis of any point in a single video frame together with separation of video odd and even fields. A truly unique tool for anyone concerned with video measurements as well as a top specification dual trace wide band oscilloscope for general lab use. The complete range of video facilities is too great to explain in a small advertisement so why not call us and ask for the full story on the CS1572.

### Brief Specification

As for CS1830 except that the sweep delay feature is replaced by comprehensive video sweep delay facilities which allow complete analysis of video wave forms and VTR alignment.

**CS1572 only £425 + VAT, includes 2 probes**

ESTABLISHED



## THE CS1577 30 MHz at 2mV + Signal Delay


The most popular scope in the range.

The CS1577 is, without doubt, our most popular oscilloscope and hundreds of satisfied users in all sections of the electronics industry will confirm this. The CS1577 combines a wide bandwidth DC-30 MHz performance with extremely wide trigger bandwidth (DC-40 MHz) and 2 mV sensitivity over the full bandwidth.

Fixed signal delay is provided by a helix delay line which allows viewing of the leading edges of fast pulses for accurate rise time measurement, and the 130 mm PDA tube gives a bright, stable trace even at the highest sweep speeds (20 nS/cm using  $\times 5$  expansion). Good triggering, even at low levels has always been an outstanding feature of Trio oscilloscopes and the CS1577 demonstrates this to perfection. Triggering, as in the other 30 MHz instruments can be from CH1 or CH2 or can be alternated with the beam switching so that input signals of differing frequency will provide stable displays. Truly an oscilloscope masterpiece. CS1577.

**CS1577 only £410 + VAT, includes 2 probes.**

ESTABLISHED



## THE CS1575, unique dual trace 4 function Audio Scope

The CS1575 is a unique tool for the audio engineer. It features the normal facility of dual trace display with sensitivity to 1 mV/cm but not only can it display the input signal on two channels, it can **simultaneously** display the phase angle between them and measure the phase angle referenced to a zero phase calibration display. In addition to these unique features, you also have independent triggering from each channel to give stable displays even with widely differing input frequencies.

Absolutely indispensable to the professional audio engineer, the CS1575 is now in use all over the world. See it in action or send for complete details.

**CS1575 only £235 + VAT.**

## AND TWO NEW ADDITIONS TO THE RANGE

### DL705 MULTIMETER

DC to 1000V  
AC to 1000V  
 $\Omega$  to 20M $\Omega$   
I to .2A

Semi Auto Ranging




**£70 + VAT**

### FC756 500 MHz COUNTER

10 Hz-500 MHz  
50mV

Superb  
instrument



**£225 + VAT**

For further details and ex stock delivery contact

# LOWE ELECTRONICS

CHESTERFIELD ROAD, MATLOCK, DERBYS.  
0629-2430 - TELEX 377482



# Colour tv receiver design

## 3 — More on the colour decoder; also video outputs, sync processor and timebases

by R. Wilkinson, B.Sc.(Hons), M.I.E.E., Decca Radio & Television Ltd

The previous article, in the August issue, ended with an outline of the three-chip colour decoder. The present article continues with further description of this decoder before passing on to other sections of the receiver.

Various sections of the circuit require a number of pulses for the purposes of gating, blanking and clamping. Fig. 10(b) shows the various pulses required and their relative timing and Fig. 10(a) shows how the signals are affected by them.

The "sandcastle" pulse is a convenient way of applying two pulses into one pin of an i.c. Level sensors in the i.c. sort out which width of pulse should go to which section of circuitry.

**1. Sandcastle pulse on pin 7 of TDA 2560.** The narrow top part of the pulse is used to clamp the luminance signal at black level during the back porch. The actual voltage of this black level is determined by the position of the brightness control. The wider lower part is used to gate the gain-controlled amplifiers which control the saturation and contrast (saturation tracking). During this time (the burst interval) these amplifiers are switched to maximum gain to prevent disturbance to the a.c.c. loop. This pulse must be wide enough to cater for tolerances in broadcast burst position.

**2. Sandcastle pulse on pin 15 of TDA 2522.** The narrow pulse gates in the burst for use in the subcarrier regenerator section of the i.c. This pulse must be as narrow as possible for optimum noise performance. However, due to the tolerances on broadcast burst position, some degree of adjustment is necessary to the leading edge of this pulse to ensure that all the burst is gated in. If part of the burst is lost, the pull-in range of the subcarrier regenerator a.p.c. loop will be impaired.

The wider part of the pulse is used for blanking the chrominance signal for the whole of the line and field flyback periods. This is needed because the process of gating the gain-controlled amplifiers to maximum gain inevitably produces coloured noise during these periods and this would show on the screen.

**3. Luminance blanking.** After the narrow part of the pulse 1 has clamped the black level to the voltage set by the customer brightness control, line and field pulses blank the signal during the whole of the line and field flyback periods. Thus these pulses must be derived from the line and field timebases. The luminance signal is blanked to a reinserted level of +1.5V. This luminance signal is then d.c. coupled throughout the remainder of the decoder.

**4. Output clamp.** A pulse wider than that of the chroma gain switch but narrower than the chroma blanking is required for clamping the colour difference signals before they are added to the luminance signal. The control for each of these clamps is derived from a sample of the video output signal, thus ensuring that the d.c. level of this output signal (and hence the black level on the c.r.t.) is closely controlled within a feedback loop.

The background controls, for presetting the black level of each colour, are also included in this loop.

### Video outputs

Video output stages need to drive up to 90V p-p of video at a reasonable bandwidth into a load (the c.r.t. cathode) which has a substantial capacitance. The amplifier obviously needs to present a low output impedance to this load and a simple class A amplifier for this application would dissipate an appreciable number of watts. Consequently, several types of low-dissipation circuit have been developed to overcome this problem. The 70 series chassis uses a class A amplifier with an active load (Fig. 11).

In this circuit the drive is applied to a transistor operating as a high class A amplifier with a high-resistance load thus keeping the dissipation down. As long as this transistor is being turned on (i.e. the signal at its collector is going towards the 0V line) the output impedance is effectively low. However, if the drive to the class A transistor starts to go in a negative direction, trying to turn it off, then the output impedance would effectively be the high resistance collector load. Hence the reason for the second transistor, which acts as an emitter follower for positive going output signals and consequently presents a

low output impedance to the c.r.t. cathodes.

To ensure good linearity of the output waveform, feedback is applied over the whole stage, part of which is in the i.c. Here, a sample of the blanking level is also taken and the d.c. level of the output corrected as necessary. The c.r.t. background controls are d.c. potentiometers acting in this part of the circuit.

### Sync processor

The purpose of the sync processor or "jungle" i.c. is to select the sync pulses from the video waveform, and use them to phase lock an oscillator running at the same frequency. By careful choice of time constants the phase locking process reduces the effect on the picture of noise and disturbances on the video waveform. The resulting line drive pulses can then be compared in another phase locked loop with flyback pulses derived from the line output stage and the resulting pulses amplified to drive the line output transistor. The sync processor i.c. may also separate out field sync pulses and may produce gating/clamping pulses for the colour decoder.

The TDA2571 used in the 70 series chassis does not contain the second phase-locked loop which compares the line oscillator output with the line flyback pulses. This loop, as we shall see, is contained in the power supply control i.c.

The TDA 2571 contains two major innovations, an adaptive sync separator, and a count-down field sync pulse system. Conventional sync separators are based on the d.c. restoring circuit shown in Fig. 12(a).  $Tr_1$  is biased by  $R_1$  so that it is just on the point of conducting. As each sync pulse comes along it drives  $Tr_1$  hard on, producing the output pulses shown. The time constant  $10R_1$  is chosen so that sufficient charge leaks away between pulses to enable each pulse to turn  $Tr_1$  on. This type of circuit is particularly susceptible to noise on the sync pulses and also to "ghosts" or cross-modulation on the received signal. The principle of the adaptive sync separator used in the 70 series chassis is shown in Fig. 12(b).

The video signal is applied to a gain controlled amplifier which amplifies the sync pulse and sets the black level and sync tip level at the two levels shown. A level corrector takes a sample of each of



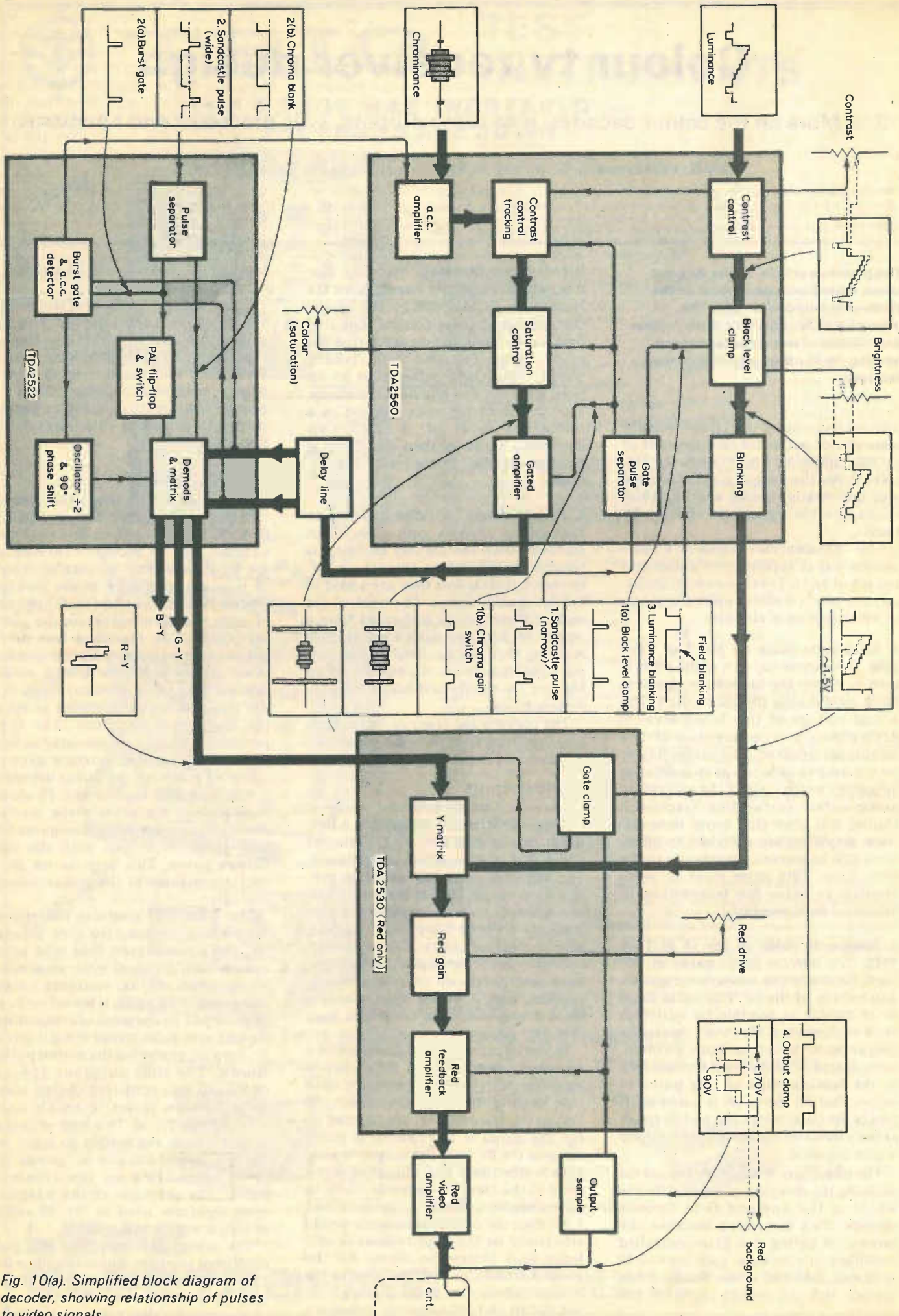


Fig. 10(a). Simplified block diagram of decoder, showing relationship of pulses to video signals.



these levels and corrects the gain of the amplifier as necessary. With the sync pulse having been closely defined, a small slice is taken out of the centre of it and amplified, thus producing a very stable, closely defined sync pulse. This type of circuit has been demonstrated to be markedly superior to the older type of circuit especially under noisy, "ghosty", or cross-modulated signal conditions.

Once the mixed sync pulses have been separated out, a further circuit separates out the field sync pulses. Often simple integration is sufficient, but again poor signals can result in poor or even no field pulses. Obviously the mixed sync pulses from the adaptive type of sync separator give improved field pulses but certain signals can be improved by the use of a field pulse count-down system.

A set of dividers counts down from the line oscillator frequency (in this case  $2 \times \text{line frequency} = 31.25\text{kHz}$ ) to the field frequency of 50Hz and produce an output pulse at this frequency. A normal integrating sync separator produces a field sync pulse directly from the mixed sync waveform and this is compared with the count-down pulse. If the two are completely in phase for a sequence of complete fields, the counted-down pulse is fed out to the

field timebase. If the pulses are not in phase, the integrated pulse is fed out. This procedure guards against incorrect processing of signals which do not have a defined count-down ratio between line and field sync pulses (e.g. some cctv cameras, video games, etc.).

The necessary delay in deciding which pulses to feed out causes a noticeable though not objectionable effect on the picture — on changing sync sources (e.g. changing channels) the picture locks momentarily with the field blanking interval in the centre of the screen before locking normally.

### Direct frame sync

It was discovered, early on in the development of the 70 series chassis, that if the cctv camera or video game, or

whatever was the non-counted-down source, had a line/field frequency ratio close enough to the true counted-down one, then the i.c. sent out a proper indirect count down pulse. However, a few fields later it would "realise the error of its ways" when the direct pulse had drifted out of phase with the indirect pulse. It then momentarily supplied the direct field sync pulse while it "considered" the situation. Eventually for a few fields, the unlocked source would appear to have a locked line/field relationship and so the i.c. would revert to supplying the counted down pulse. This sequence would repeat itself ad infinitum and the picture would exhibit an irritating slow vertical jitter. For this reason a small sub-panel was fitted to the 70 series main panel to supply direct

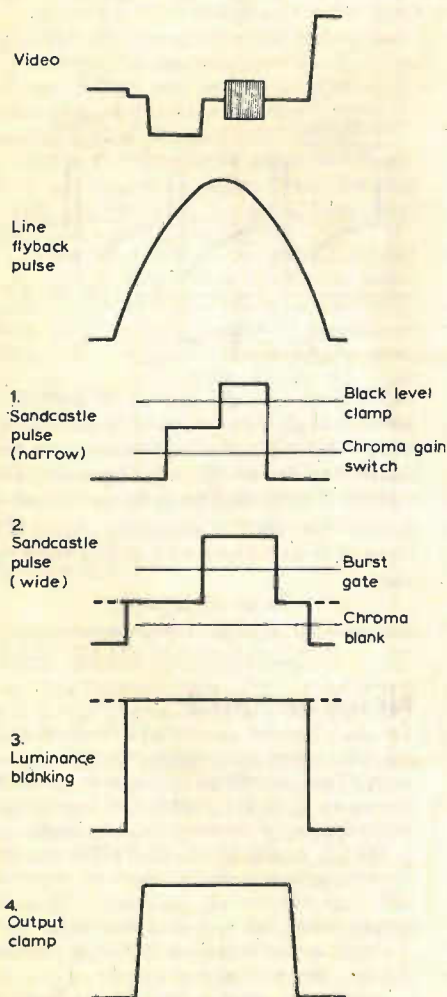


Fig. 10(b). Details of waveforms in decoder (Fig. 10(a)).

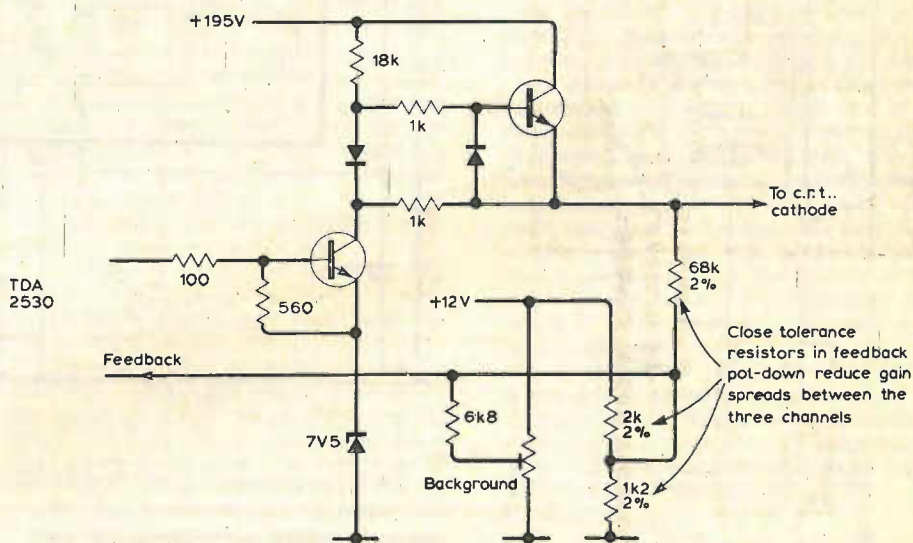


Fig. 11. Video output amplifier (simplified).

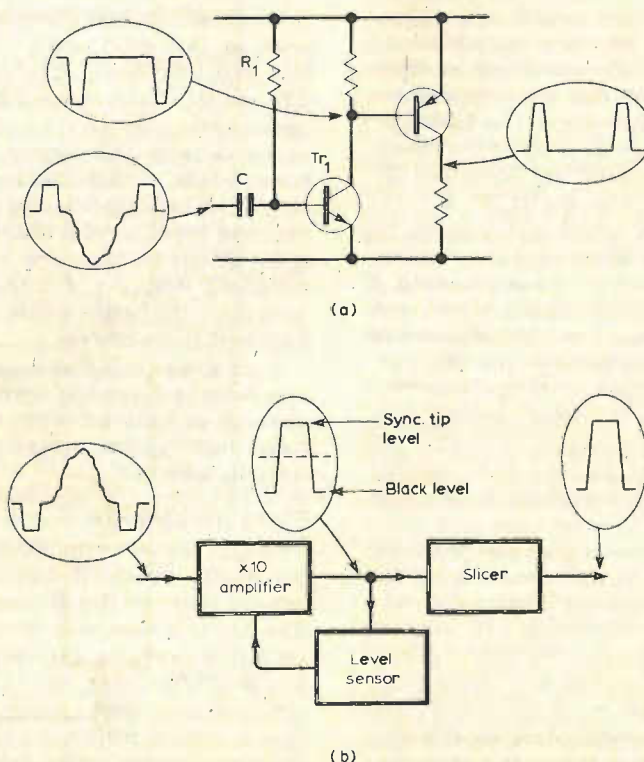


Fig. 12. (a) Conventional sync separator. (b) adaptive sync separator.



field sync when required. The customer channel-select switches are arranged to switch in this feature in conjunction with the a.v.c. time constant switching for v.c.r.s etc.

### Line timebase

The requirements of the main output of the power supply are largely governed by those of the line output stage. The least losses (and hence lowest dissipation and highest reliability) occur with low current, high voltage line output devices. The transformer is also simpler in this configuration, acting just as a high impedance supply choke as far as the line scan coils are concerned (Fig. 13). Hence the scan coils are switched

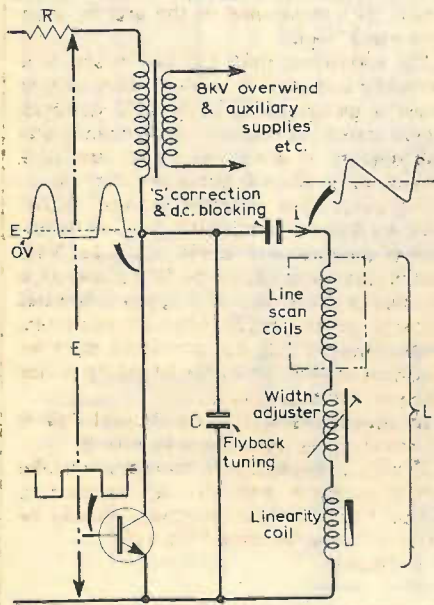


Fig. 13. Simplified diagram of line output stage.

directly across the supply and, consequently, their impedance (which, at 15625Hz, is largely composed of their inductance) and their sensitivity determine the supply voltage. The basic formula used is  $E = -L(di/dt)$ . The resistor  $R$  is required to limit the current in the transistor in the event of a c.r.t. flashover and extra volts must be allowed for the drop across this resistor.

The line output stage is often a secondary power supply itself, the overwind on the t.f. being the source of e.h.t. and focus voltage for the c.r.t. Sometimes tapped windings, scan rectified, are used to produce some supply voltages for the signal circuitry. All these sources add to the current through  $R$  and contribute to the volt drop across it.

In the 70 series chassis all the supply lines except one are taken from the s.m.p.s.u. transformer. This avoids any losses due to conversion efficiency in the line output stage. The field timebase h.t. is taken from the line output stage because of the need to "track" the height with the width during c.r.t. beam current variation. When the beam current increases, the supply current

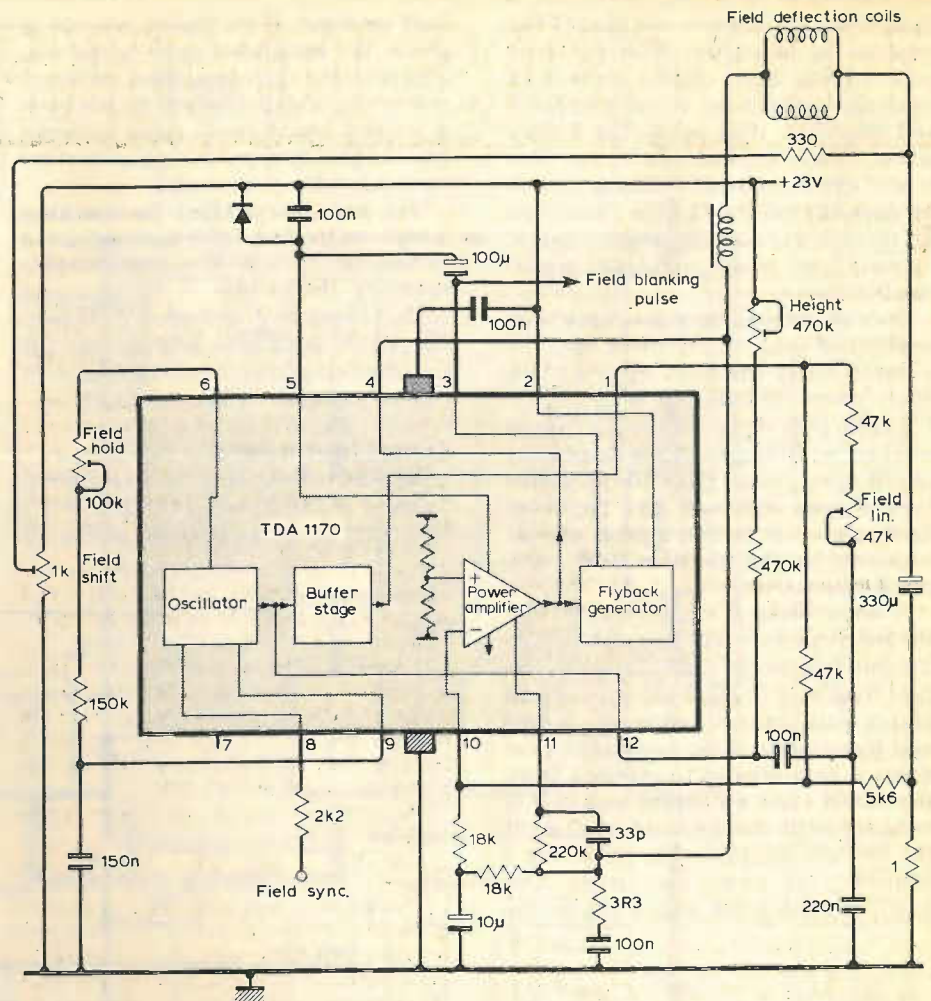
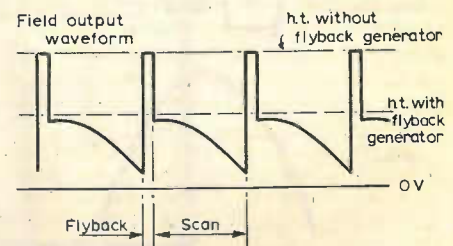


Fig. 14. Block schematic of the TDA 1170 field timebase i.c., including oscillator, sawtooth generator and output amplifier.

Fig. 15. Field output waveform with and without a flyback generator. ▶



through  $R$  increases and so  $E$  falls, resulting in a drop in e.h.t. Now both line and field scan sensitivities are affected by variations in e.h.t. and, in general, when the e.h.t. falls the picture on the screen gets bigger. However, when  $E$  falls, so does the scan current ( $E = -L(di/dt)$  again) and by careful choice of the value of  $R$  the "breathing" of the picture width can be reduced to a minimum. However, if nothing further were done, the height would apparently alter with beam current.

Since a scan rectified supply goes up and down in sympathy with  $E$  this is a convenient source for the field timebase, enabling the height to "track" with the width.

### Field timebase

This uses the well-established TDA1170 which has operated successfully for several years in the 80 series chassis. The i.c. is a complete timebase with oscillator, sawtooth generator and output amplifier (Fig. 14). The output circuit incorporates a flyback generator which helps to reduce power consumption. In some circuits the field flyback is contained within the supply rails and

consequently a good deal of power is wasted (Fig. 15). In the TDA1170 the supply is only sufficient to contain the scan waveform. During flyback, the supply is switched to a value which is double that during scanning. Thus fast flyback is achieved with lower dissipation.

(To be continued)

### Notes on Part 2

For space reasons we deleted a few lines from the text under the section "Sound i.f. and output" on page 64 of the August issue. As the author feels the matter is of importance to the design we are printing them here.

The 18V supply for the TDA1190Z is taken from the switched-mode power supply since the large current pulses which the audio output stage takes during bass transients would cause unacceptable picture movement if this supply were scan-derived.

Acknowledgements should have been included to Mullard Ltd for permission to publish Figs 4, 6, 7 and 8 - Ed.



# LETTERS TO THE EDITOR

## COMMUNITY RADIO

Norman Macleod could have strengthened his arguments about community radio (June/July issue) by reference to the experience of the surprisingly lively pirate broadcast radio in the nation's capital.

1. London has had a community radio station. For about fifteen months until it finally ceased transmitting in the summer of 1979, Radio AMY (Alternative Media for You) attempted a service for the six North London boroughs of Camden, Islington, Haringey, Enfield, Barnet, and Hackney. The rather idealistic collective that ran it had a vision of London divided into five manageable radio constituencies, three north of the river and two south. The six hours of programming included much local news and interviews, even locally produced music and dramatics.

It was the very scope of their ambitions which was their undoing — quite different from the usual deejay shows of the conventional pirate. In the end the collective was too exhausted to carry on — all that work with no possibility of a source of finance. Still, while it lasted and after I had written it up in *Time Out*, there is no doubt it had a substantial following.

2. A number of the spectrum 'holes' referred to in the Fred Wise report are actually used most Sundays by the present generation of pirates. In general, the medium-wave operators start around mid-day and close well before the dusk brings extended propagation and the v.h.f. stations tend to come on in the evening, though one well-established v.h.f. pirate who sometimes uses stereo prefers 12 mid-day to 3 p.m. Readers with the right sort of equipment may like to judge for themselves the extent to which these stations cause interference both within their nominated territory and beyond.

Lest this letter be misunderstood, I am not in favour of unregulated use of the radio spectrum, for all the obvious reasons. But, faced with the poor record of the Home Office Radio Regulatory Department in presenting honest information on the availability of r.f. spectrum space and the politician's lack of vision in restricting broadcast licences to only two bodies, the occasional carefully planned and well engineered demonstration seems entirely admirable.

Lennie Michaels  
North London

## IEEE BUS STANDARD

Some clarifications are required in the article by P. R. Ellefsen published in your June/July issue.

IEEE-Std. 488 (1978) defines with precision the General Purpose Interface Bus (GPB), including its electrical and mechanical specifications, and the interface functions. IEC 625-2 will provide further guidance on the GPB message content and formatting in byte-serial data streams.

In his discussion on the type of data driver required by IEEE-488 (1978) Mr Ellefsen is imprecise in his interpretation of the standard. He writes "... some means of allowing one device to control the state of a

bus line has to be provided. The available options are twofold: three-state logic, and wired-or. The more universal, and cheaper, wired-or system is used."

1. The GPB uses binary logic. It is optional to use three-state output stages on gates driving the ATN, EOI, DAV, REN, and IFC lines.

2. By "wired-or" Mr Ellefsen means "open-collector". The RFD and DAC, messages are a "wired-and" combination of all the open-collector gates connected to the NRFD and NDAC, lines. The SRQ message is a "wired-or" combination of all the open-collector gates connected to the SRQ line.

3. The DIO1-DIO8 lines may be three-state or open-collector outputs. In the Parallel-Poll Active State these lines must be open-collector.

4. If three-state drivers are selected for DAV and DIO1-DIO8 then the GPB data rate can be up to 1Mbyte/second. To say that "A tacitly agreed limit of 250 kbyte/second is therefore normally accepted" is a serious misinterpretation of IEEE-488.

The maximum data rate permissible on the GPB is:

(a) 250kbyte/s using open collector data drivers.

(b) 500 kbyte/s using three-state drivers for DAV, DIO1-DIO8 and EOI.

(c) 1M byte/s using three-state drivers for DAV, DIO1-DIO8, EOI and ATN, provided that (i) not more than 15m of cable is used (ii) there is at least one standard termination network per metre of cable, (iii) there are no powered-off instruments on the bus, and (iv) the device capacitance is less than 50pF.

In practice there are few GPB instruments able to transfer data at even 250kbyte/s; however, this is not a limitation of the bus but of the instruments. In the future it is likely that test systems designers will require and obtain instruments operating at faster data rates.

The GPB Parallel Poll function is a source of frequent confusion. In the Parallel Poll Enable message (PPE) the Controller instructs the current Listener how to respond to a subsequent Parallel Poll sequence. The interface function will give an affirmative Parallel Poll Response (PPR) in the Parallel Poll Active State (PPAS) only if the local "individual status" device message (ist) corresponds to DIO4 of the last received PPE message. For example, if DIO4 was a '1' the 'ist' must be '1' for an affirmative PPR to be sent. If DIO4 and 'ist' are in opposite states then there must be no PPR in PPAS.

Because DIO1-DIO8 are open-collector outputs and not three-state, the PPR received by the Controller is the wired-or function of all devices whose 'ist' message matches the DIO4 bit of the last PPE command received by each device.

Jonathan Summers  
Fairchild Camera & Instrument (UK) Ltd  
Bristol

The author replies:

My thanks to Mr Summers for his comments. Regarding drivers, it is quite true that three-state drivers may optionally be used on some lines, usually with the intent of increasing speed, and the end of the section which Mr

Summers quoted should read "... wired-or system is generally used".

I particularly tried to avoid confusion in the article by not referring to the RFD and DAC messages (which are the logical inverse of the state of the NRFD and NDAC lines). It is, however, clear that wired-and of RFD (for example) is equivalent to wired-or of NRFD. I note, incidentally, that Mr Summers occasionally refers to the bus lines by their "high=true" logical names (e.g. SRQ). This is a very useful way to refer to the lines when designing interfaces to the bus, but can lead to confusion when referring to the standard which, as I mentioned in the article, uses "low=true" logic.

My statement that 250 kbyte/sec is a generally accepted maximum data rate is based on paragraph 5.2 of the 1975 standard which states: "A standard performance bus will operate at distances up to 20m at a maximum of 250,000 bytes per second ... using 48mA open collector drivers". However, Mr Summer's explicitly detailed definition of data rates is totally accurate. Note that in paragraph 5.2.3 of the 1978 standard, a warning is given that if a speed-enhanced talker is used to achieve 1Mbyte/s data rates, with standard talkers, problems may be experienced even when the interface is not being used at that rate.

Mr Summers's section on Parallel Poll is extremely lucid, and I thank him for it.

Finally, I should like to correct a mistake which somehow crept into my manuscript. On p.77 the "untalk" message should be "1011111", and "unlisten" "0111111".

P. R. Ellefsen

## MILITARY ELECTRONICS

Your News of the Month in the June/July issue reports that according to the Defence Estimates the defence equipment programme sustains about 200,000 job opportunities within the major defence industries and about the same number again indirectly in industry.

It seems to me to be illogical to work for wars in peace-time, even if they are only vaguely anticipated, i.e. by building up one's defences. It was, e.g., a very old Roman precept which said: 'if you desire peace, prepare for war', and, as the late Lord Mountbatten pointed out in a speech shortly before he died, that precept is now "absolute nuclear nonsense".

The defence programme therefore seems to me to be an illogical development of electronics, and also, perhaps, an increasingly dangerous one. Would this not seem to imply that the electronics engineers employed to maintain the defence equipment programme would therefore (a) be better off on the dole, since (b) their knowledge of electronics may even have serious gaps, inconsistencies, or failings?

This policy (to make these jobs redundant) could also help considerably to reduce inflationary pressure in the UK, as well as giving support to pacifism, which is surely the only sensible philosophy in Western Europe at the present time.

Peter G. M. Dawe  
Oxford



## WHAT'S SO NATURAL ABOUT $e$ ?

*Die ganzen zahlen hat Gott gemacht,  
Alles anderes ist menschenwerke*

I do not understand why Dr Finlay (December, February, April) wishes to determine  $e$  using a ruler and two jam-jars. The mensch who made it was clearly not satisfied with integers. It has always been my wish, however, that these columns should bring light and sunshine into the lives of others, especially my bank manager.

Three jam-jars, I think, will be better, and nothing you can't find, if desperate enough, in the ordinary home. I do not possess a metre rule, but some quick hammering at a ceiling has provided a lath just over a metre long. A tape measure, some sand or sugar, or, if your grocer is old-fashioned, a mixture, and string.

The jam-jars are best replaced by those revolting plastic beakers, with string handles stapled on to make small buckets. The metre rule is drilled at its centre, and pivoted, or hung by string from a convenient support.

A supply of what the French call le Scotch, so described to help to break down the separation of the two cultures, will be useful, or, preferably, draughting tape. Most readers will have this in their homes (*Deuteronomy* Ch.25 v.4).

We now have our balance, the suspended metre rule. I propose to measure from the centre, 500mm. Set one empty bucket at +30 and another at -300 (200 and 530 on the scale).

Use a small coin to trim the balance, mark its position with the tape. Remove it.

Set buckets at +300 and -300. Fill to about one-quarter and then add salt/sand/sugar to get a balance. Remove one bucket and mark it as 'reference standard'. Set the other unit weight at +30 and an empty bucket at -300. Replace the trimmer. Add material to the -300 bucket to get a balance.

Empty the material from -300 into +30. Repeat ten times in all.

Set this bucket, now nearly  $\frac{3}{4}$  full, at -100, and use the standard bucket to measure its weight. The scale reading will be about 260, or  $e \times 100$ .

The operation is based on the defining equation:

$$\frac{d}{dx}f(x) = f(x)$$

$$\text{and } f(0) = 1$$

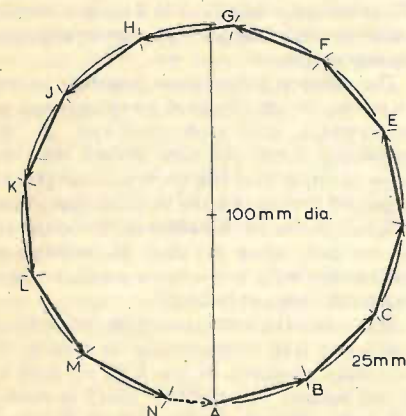


Fig. 1. Determination of  $\pi$ . Each chord, AB, BC etc. to MN is equal to  $d/4$ . Rather badly done, this gives  $\pi = 3.1$ .

The process corresponds to finding  $\pi$  by the construction of Fig. 1. As each chord is a short cut the value is always low, and I was surprised to find that on a diagram with 10cm diameter, hastily done, the total path A, B, ..., N, A came to 31cm.

We can draw another form, producing tangents. This gives a high value, again surprisingly close. The corresponding approach to  $e$  is to start with the standard buckets fairly full. Material is spooned out of the +30 bucket into the -300 bucket to get a balance, and is then discarded. Again ten steps are taken and the materials remaining weighed against the standard.

The basic experiment can be elaborated. The effect of taking fewer large steps, and more small steps, can be studied: the size of  $\delta e$  from  $e(x)$ ,  $x = 0$ , through  $x = 0.1, 0.2$  up to  $0.9$  can be recorded. With rather more stable equipment the explosive growth of  $e^x$  as it goes on can be shown.

Finally, there is one feature of this system which I find particularly attractive: you don't need the apparatus at all, or, to put it another way, you can repeat the operation on your adding machine:

$$f_0 = 1.00, + 0.1f_0 = 0.1 \rightarrow$$

$$f_{0.1} = 1.1 + 0.1f_{1.1} = 0.11 \rightarrow$$

$$f_{0.2} = 1.21 \dots 1.32, 1.45 \dots f_{1.0} = 2.56.$$

But my little adding machine, the back of an envelope, finds 3 significant figures the limit. A classier machine gave me 2.3579.

Thomas Roddam  
London W8

## SCIENTIFIC COMPUTER

I would like to thank John Adams and your selves for such an excellent and timely educational project as the Scientific Computer which appeared in your April to September, 1979, issues. Although I have modified the basic design to permit the use of dynamic random access memories and the use of an unmodified 525-lines 60-field/s television set for video display, Mr Adams's design presented me with the exposure and guidelines which were necessary to undertake such a project as an amateur.

Mr Adams's design utilizing the MM57109 number oriented microprocessor as a peripheral device of the Z80 main microprocessor to handle computations is indeed a novel one. This technique should be very attractive to those developers catering specifically for applications in science and engineering.

BURP Mk II has greatly enhanced the facilities of the computer but still lacks a few very vital functions like string variables, arrays and read/data statements. However, the branching of control to an address in r.a.m. for unrecognized commands, statements and functions allows additional facilities to be added fairly easily. In fact, I have added the use of REM for remarks, LINK N as a statement to link BURP and machine language programs and have changed the multi-statement line separator to the more familiar colon.

I should mention here that, instead of reprogramming my original r.o.ms with the Mk II monitor/interpreter firmware, I have rewritten the Mk II so that it will load and run in r.a.m. at location 15AO to 1D4F. This modified version of BURP Mk II is then saved on cassette tape and re-read into the computer when necessary. This exercise is done only as a temporary means of making use of

the added facilities of BURP Mk II and retain the use of my 5-unit code Baudot 50 baud teleprinter until I am satisfied that BURP firmware is sufficiently developed with enough facilities.

My system comprises 3K r.o.m. from 0000 to 0BFF, expandable to 0FFF (4K) and 12K dynamic r.a.m. from 1000 to 3FFF, expandable to 7FFF (28K). The video display remains memory-mapped from 8000 upwards but of necessity comprises half pages of 16 lines by 64 characters per half page, with each displayed half page automatically or manually selectable.

Since the computer makes use of r.a.m. area 1E00 to 1FFF without memory protection, I have transferred the commencement of BURP program loading to 2000. This position prevents long or sequenced BURP programs from extending into memory area used by the computer and also semi-reserves the area 1000 to 1DFF for machine language programs and any additional facility that may be added to the interpreter.

I invite comments from interested persons via P.O. Box 65, St John's, Antigua, West Indies.

Eustace N. Phillip, VP2AX  
St John's  
Antigua, W.I

## TECHNICAL AUTHORS

I was sorry to see that Mr Ronald C. Slater's otherwise comprehensive article on Careers in the Electronics Industry (May issue) should have overlooked so completely the engineers who produce the manuals and other technical publications upon which the success of a product can, and often does, finally depend. The work of the technical author surely deserves — together with that of engineers engaged in the parallel activity of technical training — to be ranked with "the main activities of a typical company". The provision of operating, maintenance and repair information is an essential support service for electronic equipment. It is generally a contractual requirement and a potential customer may be expected to defer the purchase of any new product, however meritorious, unless and until the necessary technical manuals are made available.

It takes an electronic engineer to generate a detailed technical manual for an electronic product, but his engineering attainments must be complemented by a willingness and an ability to communicate graphically and in writing. Unfortunately these are unfashionable attributes and such people are becoming increasingly rare. It is perhaps for this reason that competent technical authors are at long last beginning to be offered the sort of financial reward that their dual ability has always deserved.

The presentation of technical information offers a great deal of scope for expertise and can be highly satisfying. It is a much more creative activity than is commonly supposed. In explaining a circuit or a system in detail, the trained author constantly monitors his work through the eyes, so to speak, of a reader seeking enlightenment; the author thus subjects the design he is describing to a measure of independent critical analysis and this can result in his contributing to the development of a new product as well as to its eventual success in the field.

The growing scarcity of technical authors may well bring serious consequences for the industry. Those concerned with the education of engineers should make it their business to understand the importance of tech-



nical publications work and the possibilities it can offer as an engineering career.

Claud Powell  
Leatherhead  
Surrey

#### The author replies:

I would like to thank Mr Powell for his comments. While it was made clear that the article was not intended to be an exhaustive list of careers in electronics I would, nevertheless, agree that the technical author occupies an important place in the industry and that they are in short supply as, indeed, are good engineers and technicians of all persuasions. For the engineer, male or female, who has the ability and inclination it can certainly be a very satisfying task.

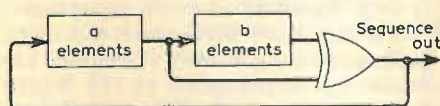
It is difficult to comment on technical communications without remarking on the notorious inability of the majority of engineers to communicate effectively. It is a point which has been made time and time again — but one which the educationalists seem reluctant to act upon.

Ronald C. Slater

## FEEDBACK FOR P.R.B.S. GENERATORS

With reference to the article by the late Mr Butler in the February 1975 issue on Pseudo-Random Binary Sequence Generators, I think your readers may be interested in the full criteria for feedback selection. Careful choice must be made to ensure the full sequence length of  $2^n - 1$  bits occurs.

If we consider the total shift register broken into two parts, with feedback around the system below, provided that  $a \neq 1$  and



$b \neq 1$ , if  $xa = yb$  where  $x, y$  are integers then the system breaks down to being equivalent to two interlaced sequence generators (see later).

To illustrate the point, suppose that  $a = 4$ ,  $b = 2$ . Logic state  $p$  at the output will be dependent on logic states  $p - 4$  and  $p - 6$  (four and six clock pulses ago, respectively). Thus even logic states are dependent only on preceding even states, and odd states depend only on odd states. This lack of interdependence causes the system to act as a pair of interlaced, independent, three element generators, so the total sequence length is only  $2(2^3 - 1) = 14$  bits instead of  $2^6 - 1 = 63$  bits.

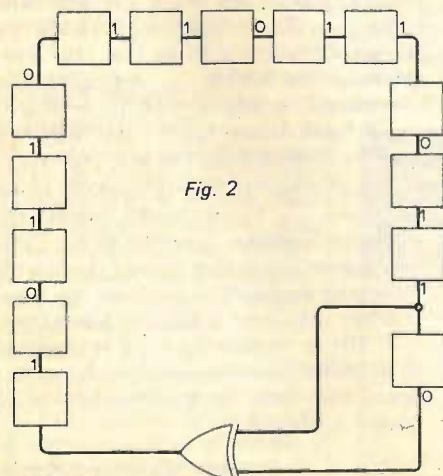


Fig. 2

A different kind of degenerate operation is possible under other conditions. As an example consider a p.r.b.s. generator where  $a = 13$ ,  $b = 1$ . If the logic outputs should achieve the sequence in Fig. 2, or a shifted version of it (as it would normally do), then it will perpetuate the pattern in a closed loop of three states. This arises because the system described can be analysed as being equivalent to Fig. 3, which is a two-element

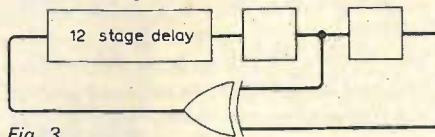


Fig. 3

p.r.b.s. generator with an extra delay, of suitable length to provide positive feedback (since 12 is a multiple of 3).

As a result of the above, rules can be drawn up which must be obeyed for non-degenerate p.r.b.s. operation:

$$a \neq (a + b)v/w \text{ except when } a = 1 \text{ or } b = 1$$

$$a - x \neq y(2^{b-x} - 1)$$

$$b - x \neq y(2^{a-x} - 1)$$

$$\text{where } w = 1, 2, \dots, (a + b - 1).$$

$$v = 1, 2, \dots, (w - 1).$$

$$x, y = 1, 2, \dots, (\text{smaller of } a \text{ and } b).$$

A feedback connexion table generated from these equations is given below. There are a few notable differences from Mr Butler's table.

**a + b Non-degenerate values for a**

2	1
3	1, 2
4	1, 3
5	2, 3
6	1, 5
7	1, 2, 3, 4, 5, 6
8	3, 5
9	1, 2, 4, 5, 7, 8
10	3, 4, 6, 7
11	2, 3, 4, 5, 6, 7, 8, 9
12	1, 5, 7, 11
13	1, 2, 3, 4, 5, 6, 7, 8, 9, 10, 11, 12
14	2, 3, 4, 5, 6, 8, 9, 10, 11, 12
15	1, 2, 3, 4, 6, 7, 8, 9, 11, 12, 13, 14

Note that it is simple to 'construct' these devices in microprocessor systems. I have written a Z80 routine for a 64-element generator in less than 32 bytes.

K. Wood  
Ipswich  
Suffolk

## ILLICIT CB ON 27MHz

A number of people have urged the Government to move quickly on citizens' band radio before illicit use of 27MHz gets out of hand. I have a nasty suspicion that it's already too late. The authorities will never catch these users (they can't even be bothered to catch those who jam v.h.f. amateur radio repeaters continually, where they know the names and addresses of the offenders; how will they catch tens of thousands of illicit c.b.ers?), even with the current wave of indiscriminately stopping anyone and everyone with a non-broadcast antenna on the roof of their car (RSGB cards count for nothing and I now have to carry my licence at all times — not a legal requirement officially).

It's difficult to see what will entice these users on to another band. Certainly, rigs will have to be a good deal cheaper than the £50-£100 black-market price of an American 27MHz rig smuggled into the country, and I don't see that as being economically viable for British manufacturers as there will only be the home market and the chances of even the EEC adopting a system other than 27MHz a.m./s.s.b. must be pretty remote.

And there'll always be people who prefer the American mode and its UK illegality and just want to say '10-4' to each other: they'll never give up 27MHz. And there's something to be said for international compatibility. My 2-metre amateur rig is pretty useful anywhere in the world I care to go with a reciprocal licence. Would it not be a good thing to standardise c.b. equipment in a similar way? Then there would be a far greater market to encourage UK manufacturers (who already make the odd frequency synthesiser for Japan) and the possibility of cheaper rigs. Temporary import controls could establish the UK industry, which could then stand or fall on its ability to compete internationally.

What this all comes to is two points. First, 27MHz will never go away; the technical problems are easily sorted out and it really comes down to acknowledging that the present thousands are unlikely to leave the band. Either they are legalised or they aren't. Second, prices for v.h.f. rigs that are above the £50-£100 mark will ensure the continuation of 27MHz use and will equally ensure that the average 'citizen' won't be able to afford to use his 'band', leaving the way open for a future government to take the said band away 'because nobody's using it: it was never really necessary'. At best, such a c.b. would be little broader-based, socially speaking, than the amateur bands, which are almost exclusively middle-class. US and illicit UK 27MHz activities are totally classless, at least partially, because everyone can afford a rig.

After long consideration we may find that the technical arguments against 27MHz — which are very powerful and generally sensible — must be reconsidered in view of the social implications of a v.h.f. citizens' band or indeed any band which requires expensive equipment and isn't already — albeit illicit — in use.

Richard Elen, G8RJK  
Croydon

## ELECTRONIC IGNITION

I was most interested to read the letter from Mr D. J. Bruyns in the March issue since I have been building and using c-d systems for eight years. Last year I wrote to a well known manufacturer with some constructive criticisms of his design. A few days later I received the offer of a job! My own conclusions are:

1. The capacitor-discharge unit itself is not always to blame for spurious faults, although careful attention must be given to the choice of suitable components; in particular, the thyristor and the capacitor which must tolerate very fast risetimes, high voltage and high temperature.
2. The high output voltage from the coil attached to a c-d unit is susceptible to leakage and arcing caused by damp, dirty or cracked h.t. leads, faulty coil or suppressor caps.
3. C-d ignition does not appear to cope with a weak mixture any better than standard Kettering ignition, possibly because although the voltage can be higher, the duration of spark is much less than that of the standard system.
4. The c-d system does seem to cope with a rich mixture, perhaps because its fast risetime allows it to fire a fouled spark plug.

Note that points 2. and 3. can result in misfiring from a c-d driven system but apparently acceptable performance from standard ignition.

M. T. Pickering  
Stockton, Cleveland



# WORLD OF AMATEUR RADIO

## Long-path and simple aerals

The ability of amateurs using only simple aerals to work long distances by taking advantage of the extremely reliable morning chordal-hop, long-path to Australia, via the dawn and dusk "tilts" in the ionosphere, rather than multi-hop paths, is underlined by the observations of Ron Fisher, VK3OM of Glen Waverley, Victoria. He reports working on 14MHz s.s.b. some 147 different British amateurs under "long-path" conditions during the past year. Of these, 55 of the British stations were using dipole-type aerals, 32 were using ground planes and vertical monopoles, four were using "mobile whips", representing a total of 91 with simple aerals, compared with 56 using beam arrays of various types. He writes: "It is interesting to note that some of the more consistent British stations heard in Australia at this time of day use dipoles; they are not necessarily the strongest signals but often the difference between them and the stronger signals heard at the same time is small, perhaps 1-1½ "S" points. (S-point calibration varies widely between different receivers but this probably represents about 4 to 5 dB).

## US reply to the Pecker?

An American h.f. over-the-horizon radar system (Conus OTH-B) has recently begun a nine-months trial from a transmitter site near Moscow (sic), Maine with the receiving site for the backscatter signals about 100 miles away near Columbia Falls. The system is designed to detect moving targets at a range of up to about 1800 nautical miles, using complex digital data processing to isolate targets from the large amount of sea and land backscatter clutter. Twelve 100 kW transmitters are used on a 24-hour basis with any of four centre frequencies between 6.8 and 21.8MHz. The transmitting aerial array comprises 48 elements, 12 for each of the four bands: a ground screen stretches 750ft in front of the array to improve low-angle radiation. The USAF is said to have already spent some \$100-million on over-the-horizon radar development, although the American over-the-horizon radar at Orfordness in England was taken out of commission some years ago and the site turned over to BBC External Services.

Although it is stated that the OTH-B signals will cause much less interference to other services than the notorious Russian "Woodpecker", there are fears that the growth of such systems, if they prove successful, may become world-wide and will inevitably

affect low-power amateur transmissions. OTH-B signals will have a faster "knocking" rate than the Pecker, varying from about 20 to 60Hz and sounding rather like "mains hum". The system is being operated on a "non-interference" basis and one hopes that this will be achieved in practice. Amateur frequencies are to be avoided.

## Local courses for RAE

Evening classes for those wishing to sit the Radio Amateur's Examination are again starting soon in many local adult education centres, with enrolment during early September. Among the towns where courses have been notified to the R.S.G.B. are: Bath, Belfast, Birkenhead, Birmingham, Bracknell, Gosforth, Turnford near Hoddesdon, Langley near Slough, Manchester, Melton Mowbray, Newport, Northampton, Orpington, Scunthorpe, Stockport, Walsall and Weybridge. As this list is probably incomplete, enquiries should be made at local adult education centres.

A second training course for electronics and amateur radio was held in Colombo, Sri Lanka recently with the co-operation of the German national amateur radio society, DARC. There were 29 participants, including students from India and Bangladesh (although amateur licences are not yet available in Bangladesh).

## Around the bands

The IARU Region 1 Executive Committee has recommended that the new amateur band between 10,100 to 10,150 kHz (which is expected to become available about 1982) should be for c.w. operation only. This is to enable as many amateurs as possible to make effective use of this band which will be the narrowest of all amateur allocations. The IARU Conference in 1981 (to be held at Brighton from April 27 to May 1) is expected to set up a working group to consider band plans for the 18 and 24MHz bands, although these may not become available to amateurs for several years.

H. L. Wilson, EI2W, one of the few European amateurs permitted to use the 50MHz band, has reported making 1552 transatlantic contacts with 600 different stations during the period October 20, 1979 to December 20, 1979, using a transmitter with an output of about 10 watts and a three-element beam aerial. On December 15 he reports that the m.u.f. was observed to rise to 62.75MHz.

According to *Ham Radio*, first news

of the initial volcanic eruption at Mount St Helens, Washington on March 27 came from an amateur radio station operated by a camper on the mountain slope. His dramatic transmission ended: "I'm getting the hell out of here" but he, and two other radio amateurs, were among the missing. Some 100 amateurs worked with rescue crews and another 100 at the communications centres: it is claimed that radio proved more effective than the telephone.

W. A. Scarr, G2WS, chairman of the Radio Amateur Invalid and Blind Club, has appealed for a wider understanding and appreciation of the club's aims and activities. RAIBC exists to help handicapped members to participate fully in amateur radio. The club has an RAE tuition course on tape cassettes for blind candidates and this has recently been revised; a number of Datong morse tutors have been donated by friends of the club and are proving successful. Some 50 copies of the club newsletter "Radial" are distributed on tape.

## In brief

Kenya has introduced a "type approval" system for amateur radio equipment, charging a fee of \$150 which has to be paid again each time any alterations are made . . . Attendance at the RSGB National Amateur Radio Exhibition at Alexandra Palace last May was over 6,600 . . . Dates for the ARRA amateur radio exhibition at Leicester have been changed to November 6, 7 and 8 . . . Sixty years ago — summer 1920 — saw the issue of the first post World War I British amateur licences, including "2FZ" as the callsign of the Manchester Wireless Society . . . It was August 1920 when the weekly concerts for British listeners began from The Hague: PCGG on 1000 metres . . . The Queen's Birthday Honours List included the award of an MBE to Roy Stevens, G2BVN in recognition of his work for amateur radio . . . Basil O'Brien, G2AMV of Wirral, Cheshire is to be the 1981 President of the RSGB . . . Although the "Firewheel" scientific satellite on board the ill-fated Ariane launch last May has been recovered from the sea, the Oscar Phase 3A satellite seems unlikely to be salvaged . . . Forthcoming events include the Scottish Amateur Radio Convention on September 13 and the Welsh Amateur Radio Convention on September 28 . . . Charles Suckling, G3WDH in examining tape recordings of 432MHz "moonbounce" echoes has found that they include further "long delay" echoes.

PAT HAWKER G3VA



# NEW PRODUCTS

## Four-channel driver i.c.

The L293 is designed to drive inductive loads and can handle currents of up to 1A (2A repetitive peak) with supplies of up to 36V, enabling driving of relays, solenoids, d.c. motors and stepping motors.

The logic section of the device, which may be powered by a separate low-voltage supply, accepts normal logic levels and is provided with six inputs, one for each channel, and two inhibit inputs, each serving two channels.

The four centre pins of the 16 pin d.i.l. package provide thermal conduction for the L293, which has full thermal protection and a maximum power dissipation of 5W. SGS-ATES (U.K.) Ltd, Walton St, Aylesbury, Bucks.

WW301

## Adjustable crystal oscillator

Precise frequency setting to within  $\pm 0.001$  p.p.m. is possible with this ovenized crystal oscillator by means of an integral multi-turn trimmer. The Ovenaire 85-1 series is available in a frequency range from 1 to 16MHz, each unit having a t.t.l. output circuit, with a fanout of three, the input of which fully buffers the oscillator circuit to provide load isolation.

Both oscillator and oven-control circuits have built-in voltage regulation and the glass-enclosed crystal has aging figures of  $\pm 7 \times 10^{-8}$ /week at the time of shipping to  $\pm 1 \times 10^{-6}$ /year after 90 days of operation. Dimensions of the 85-1 units are 44.45  $\times$  31.75  $\times$  26.50mm. Walmore Electronics Ltd, 11-15 Betterton St, Drury Lane, London WC2H 9BS.

WW302

## Direct-to-wire connector kit

A new Direct-to-Wire Kit which offers 1000 connexions for £39.95, is introduced by Verospeed. The kit contains eight types of connector, interlinked with M100, 10-way ribbon cable, supplied on two reels, and a selection of pre-stripped ribbon cable in various lengths.

Gas-tight connexions, which obviate the use of noble metals to give cost reduction, are achieved by direct insertion of tinned, stranded or solid contacts into the contact assemblies. GTH



contacts, patented by BICC-Burndy, are the basis of the kit, which offers the Research and Development Engineer the ability to incorporate the same products that are used in production, thus eliminating the need for value engineering.

All individual replacement parts are available from Verospeed, and production quantities in excess of 1000 pieces will be quoted for by BICC-Burndy. Verospeed Ltd, Stansted Rd, Boyatt Wood, Eastleigh, Hampshire SO5 4ZY.

WW303

## Low-profile p.c. relay

With a weight of only 12.5g, this subminiature relay is described as being the lightest of its kind available. The Type SF series low-profile relays are distributed by Diamond H Ltd, and offer a choice of either double-pole, double-throw or four-pole, double-throw contact configurations, with contact ratings of 2A d.c. or 50W, at a maximum of 60V d.c. into resistive loads. Relays with activating coils for operation at either 5, 6, 12, 24 or 28V d.c. are available, each coil having a power consumption of 0.56W.

In addition to the standard basic relay, designated SFA, other more specialized versions are available, including non-polarity, self-latching types, designated SFL, and polarity self-

latching types, designated SFB. Further, a variety of alternative contact forms may be incorporated to meet individual user requirements. The terminals of the relays are in standard d.i.l. form and their bifurcated cross-bar contacts are of gold over silver palladium alloy. Diamond H Controls Ltd, Vulcan Road North, Norwich NR6 6AH.

WW304

## P.t.f.e. / woven glass laminate

Two new types of laminate have been introduced by the 3M (UK) Ltd., namely Cuclad 217, which has a dielectric constant of  $2.17 \pm 0.04$  and a dissipation factor of 0.0009 at X-band, and Cuclad 233, which has a dielectric constant of  $2.33 \pm 0.04$  and a dissipation factor of 0.0015 at X-band.

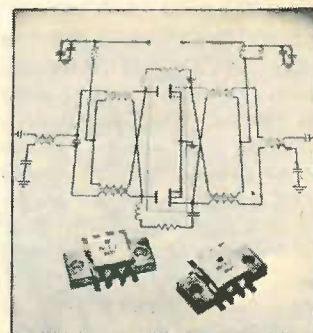
Primarily designed for use in microwave applications, such as computer systems working at sub-nanosecond bit processing times and microwave antennae, amplifiers, filters and couplers, the boards have mechanical strength and dimensional stability equal to similar woven glass products, and offer processing advantages as they do not require "double-etching".

The 217 type is available in thicknesses from 0.010in up to 0.125in, and the 233 type from 0.005in to 0.125in, both types having a standard size of 36  $\times$  17in, a larger size of 36  $\times$  34in being available on request. 3M (UK) Ltd, 3M House, PO Box 1, Bracknell, Berkshire RG12 1JU.

WW305

## Push-pull r.f. power f.e.t.s

Claims of the first r.f. push-pull power f.e.t.s using the v.m.o.s technique, are made by Siliconix Ltd. These devices are intended for broadband applications from 2 to 200MHz, and offer the ad-



vantages of enabling reduced amplifier size, and minimizing the costs usually associated with the matching of transistor pairs by encapsulating two matched n-channel enhancement mode f.e.t.s in a single package.

The DV 28120D, DV 2880D and DV2840D can deliver up to 120, 80 and 40 watts respectively and give rated outputs of 28 volts with a minimum power gain of 10db at 175 MHz. The units can be used in either class A, B or C configuration. Siliconix Ltd, Morriston, Swansea SA6 6NE.

WW306


## New microprocessor

All other single-chip microcomputers are out-performed by the 8051, claim GEC Semiconductors. It fits in at the top of the Intel MCS-48 family, and has an instruction set which includes multiply, divide, subtract with borrow, compare and non-paged jumps. Another of its features is a 'Boolean Processor' which allows very high speed implementation of logical or decision-making operations.

The 8051 is suitable for stand-alone, single-chip controller applications requiring up to 64K bytes of memory, and has itself 4K bytes of p.r.o.m. and 128 bytes of r.a.m. Unlike other processors in the MCS-48 range, the 8051 includes a full duplex u.a.r.t. for serial communication, complete with oscillator and clock circuits. For distributed systems, the serial I/O provides an inbuilt, high-speed multiprocessor protocol. Two 16-bit timer counters and four 8-bit I/O ports are also included.

The 8051 will be available in three versions: the 8051, which has a mask-programmed program memory; the 8571, which has a u.v.-erasable memory and the 8031 which has no internal program memory. GEC Semiconductors Ltd, East Lane, Wembley, Middlesex HA9 7PP.

WW307





## Portable radio for the handicapped

A scanning portable radio, ideal for the blind, short-sighted or handicapped, has been developed by Sony (UK) Ltd. The ICF-M20L requires no visual control as raised dots on the touch buttons



allow touch-reading, and "pip-tones" are given to tell the user when the controls are operated correctly and when the radio is scanning. At each receivable station, the scanning stops automatically, and the radio has a memory in which up to seven stations on f.m. and seven stations on m.w./l.w. can be stored and recalled by one touch operation.

Dimensions of the ICF-M20L are 179×85×26mm, and its weight is 380g, including batteries. Sony (U.K.) Ltd, 134 Regent St, London W1.

WW308

## Wide-range measuring amplifier

Comprehensive measurement of sound, vibration and voltage is possible with the new wide-range amplifier/voltmeter Type 2610, from B&K Laboratories Ltd, in which l.e.d. displays are incorporated for the gain/measuring range and overload indications, and accurate true r.m.s. and peak level detectors plus a max. hold facility enable its use as a precision voltmeter.

High-pass filter and 'A' weighting system for sound measurement, provisions to enable con-

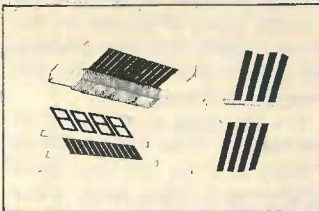
nexion of external filters for frequency analysis, and two versions providing either a.c. lin. or d.c. log. output are also featured. Various microphones, for which polarizing voltages are provided, and vibration transducers, can be used in conjunction with the low-noise amplifier/voltmeter, which complies with the IEC, ANSI and DIN standards for precision sound level meters. B&K Laboratories Ltd, Cross Lances Road, Hounslow, Middlesex TW3 2AE.

WW309

## Conducting elastomer connectors

Connexion between elements which have contact pads as close as 0.010in is possible with the Stax Series 405/2 interconnexion system which uses alternate layers of conducting and insulating silicone-rubber, each 0.002in thick, that are bonded together to form a "block". Clamping of the block to the mating conductors is required to ensure good contact, the pressure required being that which causes the block to deflect by between 5 and 20%.

Elastomer connectors can be used to interconnect components such as displays, i.c. chip-carriers, p.c.bs, leadless hybrid-circuits and flat-cables, and as no soldering is required, and a greater tolerance to misalign-



ment is available than with conventional connectors, time savings can be made where large-scale production is concerned.

Stax 405/2 low-profile connectors are manufactured by Hulltronics Inc. (USA), and have a temperature range of -50 to +150°C. Symot Ltd, 22a Reading Rd, Henley on Thames, Oxon RG9 1AG.


WW310

## High-voltage networks

This new range of custom-built resistance networks is being launched by Welwyn Electric Ltd. Each network is capable of

withstanding up to 30kV, provided that the power dissipation of the device is not exceeded, making them particularly suitable for use as high-voltage dividers.

With power ratings of up to 4.5W, the networks can be obtained in a resistance range from 100Ω to 2GΩ, with a stability of 0.5% after 1000hrs of use, and a standard tolerance of ±5%, tighter tolerances being obtainable if required. Other applications in which the networks can be used to advantage are very low inductance and pulse systems, accurate feedback controls, measurement systems and bleeder chains.



Duplicate networks are identical in pattern, shape and electrical characteristics, offering a more consistent performance than can be obtained with discrete resistors. Substrate sizes range from 25×8.5mm to 25×50mm. Welwyn Electric Ltd, Bedlington, Northumberland NE22 7AA.

WW311

## Universal vacuum-test fixture

Test heads which are interchangeable and a universal receiver, the section upon which the test heads are mounted, are the main components of this p.c.b. test fixture, the U3000, which holds the circuit under test in position and against the spring-loaded contacts using a vacuum. It is claimed that the "bed of nails" test-heads can be changed in a matter of seconds, an important feature where production costs are to be minimized in the testing of p.c.bs of varying nature and size.

The receiver, which is available for either 30 or 60° test head mounting, is either demountable, in which case a Cannon 156 way terminal connector is usually fitted, or semi-permanently installed into an a.t.e. system.

Each spring-loaded contact consists of a probe, which is made from beryllium copper, plated with either gold or rhodium, and a mating socket. Constant contact between probe and socket is ensured by using a patented "biasing-ball" construction which also precludes current passage through the pressure spring. The contacts are replaceable. The U3000 is made by Pylon and distributed in the U.K. by Teknis Ltd, Teknis House, Meadow, Godalming, Surrey GU7 3HQ.

WW312

## Click-stop pots

Industry-standard potentiometers in either single or tandem-stereo forms, denominated Radiohm P20 and JP20 respectively, are manufactured by East Grinstead Electronic Components Ltd. They are produced in a choice of 12 different linear and non-linear law patterns ranging from 100Ω to 2.2MΩ, and are available in centre-indent, 11 and 21 position variations and with either ¼in or 6mm plastic spindles.


Standard track-dissipation ratings at 40°C are 0.4W and 0.2W for linear and non-linear versions respectively, with a minimum limiting element voltage of 500V d.c. and insulation breakdown voltage of 100V a.c. Normal operating torque over the full 300° rotation is 0.4Ncm, end stop maximum torque is between 60 and 80Ncm, dependent upon style, and maximum axial spindle load is 100N for 5sec.

Various p.c.b. and hard-wiring solder tag terminals are also available, as are integral support brackets, enabling robust assemblies to be achieved. East Grinstead Electronic Components Ltd, Imberhorn Industrial Estate, East Grinstead, Sussex RH19 1RJ.

WW313

## High-accuracy modulator

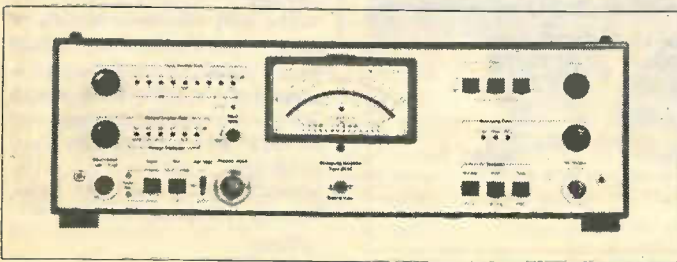
A series of low-cost, high-accuracy modulators with up to ±0.1% linearity has been introduced by Techmation Ltd. The Computer Conversions Corporation model 503 modulator converts d.c. input signals to linear, proportional a.c. output signals: it accepts ±10V d.c., or ±100V d.c. inputs and provides a.c. outputs of 0 to 7V r.m.s. It has an output impedance of 1Ω maxi-




mum and is insensitive to ±10% reference line changes.

Any a.c. output voltage can be provided via internal or external transformers, and the output is short-circuit protected. Gain and zero adjustments are also standard features. Measuring 2.6×3.1×0.625in, the model 503 has an input impedance of 100kΩ and requires a 26V, 400Hz ±5% reference input and ±15V d.c. supply at 50mA maximum. Techmation Ltd, 58 Edgware Way, Edgware, Middlesex HA8 8JP.

WW314







# WILMSLOW AUDIO

The firm for Speakers

## HI-FI DRIVE UNITS



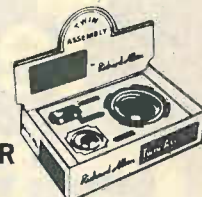
## PA GROUP & DISCO UNITS



## WILMSLOW AUDIO



## SPEAKER KITS



Audax HD12.9D25	£8.25
Audax HD11P25EBC	£7.50
Audax HD20B25H4	£14.95
Audax HD13D34H	£12.95
Audax HD24S45C	£21.95
Baker Superb	£25.00
Castle Super 8 RS/DD	£14.95
Chartwell CEA205	£61.25
Coles 4001	£7.65
Coles 3000	£7.65
Celestion HF1300 II	£10.95
Celestion HF2000	£10.95
Dalesford ABR 10"	£10.25
Dalesford D30/110	£11.25
Dalesford D50/153	£12.25
Dalesford D50/200	£12.25
Dalesford D70/250	£25.50
Dalesford D100/310	£35.75
Dalesford D10 tweeter	£8.45
Decca London Horn	£61.95
Decca CO/1000/8	£10.25
Elac 6NC204 6 1/2"	£7.50
Elac 8NC298 8"	£7.95
EMI type 350, 13" x 8", 4 ohm	£9.45
EMI 14A/770, 14" x 9", 8 ohm	£19.50
Isophon KK8/8	£8.15
Isophon KK10/8	£8.45
Jordan Watts Module	£24.95
Jordan Watts HF kit	£10.50
Jordan 50mm unit	£24.50
Jordan CB crossover	£24.50 pair
Jordan Mono crossover	£24.50 pair
Kef T27	£9.45
Kef B110	£12.25
Kef B200	£13.50
Kef B139	£27.75
Kef DN13	£6.75
Kef DN12	£9.40
Kef DN22	£42.00 pair
Lowther PM6	£59.00
Lowther PM6 Mk I	£62.00
Lowther PM7	£94.50
Peerless KO10DT	£10.95
Peerless DT10HFC	£10.50
Peerless KO40MRF	£13.60
Radford BD25 Mk III	£36.95
Radford MD9	£14.85
Radford MD6	£25.50
Radford FN8/FN831	£22.50
Richard Allan CG8T	£13.50
Richard Allan CG12T Super	£29.50
Richard Allan HP8B	£20.75
Richard Allan LP8B	£14.50
Richard Allan HP12B	£33.50
Richard Allan DT20	£9.95
Richard Allan DT30	£10.75
SEAS H107	£8.95
Shackman Electrostatic with polar. network & crossover	£130.00 pair
Tannoy DC296 10"	£107.35
Tannoy DC316 12"	£148.50
Tannoy DC386 15"	£178.90

Celestion G12/50TC	£19.50
Celestion G12/80CE	£24.50
Celestion G12/80TC	£23.75
Celestion G12/125CE	£42.00
Celestion G15/100CE	£37.95
Celestion G15/100TC	£38.50
Celestion G18/200	£64.75
Celestion HF1300	£12.50
Celestion HF2000	£12.50
Celestion Powercell 12/150	£86.00
Celestion Powercell 15/250	£88.00
Celestion MH1000	£21.75
Fane Classic 45 12"	£13.95
Fane Classic 55 12"	£15.50
Fane Classic 80 12"	£19.75
Fane Classic 85 15"	£26.00
Fane Classic 150 15"	£37.95
Fane Classic 125 18"	£43.95
Fane Classic 175 18"	£47.95
Fane Guitar 80L 12"	£26.25
Fane Guitar 80B/2 12"	£27.25
Fane Disco 100 12"	£28.75
Fane PA85 12"	£26.25
Fane Bass 100 15"	£39.00
Fane Crescendo 12E	£57.50
Fane Crescendo 15E	£74.50
Fane Crescendo 18E	£94.75
Fane Colossus 15E	£99.95
Fane Colossus 18E	£107.00
Fane J44	£6.90
Fane J104	£15.95
Fane J73	£10.90
Fane HPX1/HPX2	£3.45
Fane HPX3A	£5.60
Fane HPX3B	£4.55
Goodmans 8PA	£5.05
Goodmans PP12	£22.50
Goodmans DI12	£25.50
Goodmans GR12	£24.95
Goodmans 18P	£48.45
Goodmans Hifax 50HX	£21.85
McKenzie C1280GP	£24.45
McKenzie C1280TC	£24.45
McKenzie C1280 bass	£24.45
McKenzie GP15	£35.10
McKenzie TC15v	£35.10
McKenzie C15 bass	£59.60
Motorola Piezo horn 3 1/2" c	£8.50
Richard Allan HD8T	£12.25
Richard Allan HD8T	£20.25
Richard Allan HD10T	£21.75
Richard Allan HD12T	£29.75
Richard Allan HD15	£52.75
Richard Allan HD15P	£52.75
Richard Allan Atlas 15"	£77.00
Richard Allan Atlas 18"	£96.00

KITS FOR MAGAZINE DESIGNS, etc.  
KITS INCLUDE DRIVE UNITS,  
CROSSOVERS, BAF/LONG  
FIBRE WOOL, etc.  
FOR A PAIR OF SPEAKERS  
Carriage £3.75  
unless otherwise stated

Practical Hi Fi & Audio PRO9-TL (Rogers) £146.00

As above but including felt panels £152.75 + £5 carriage

Hi Fi Answers Monitor (Rogers) £146.00

Hi Fi News State of the Art (Atkinson) £185.00

Hi Fi News Miniline (Atkinson) £49.00 + £3 carriage

Hi Fi For Pleasure Compact Monitor (Colloms) £116.00 + £5 carriage

Popular Hi Fi Mini Monitor (Colloms) £74.00

Popular Hi Fi Round Sound (Stephens) including complete cabinet kit £71.00

Popular Hi Fi Jordan System 1 £96.00 + £3 carriage

Practical Hi Fi and Audio BSC3 (Rogers) £65.00

Practical Hi Fi and Audio Monitor (Giles) £180.00

Practical Hi Fi and Audio Triangle (Giles) £120.00

Hi Fi News Tabor (Jones) with J4 bass units £66.00

Hi Fi News Tabor (Jones) with H4 bass units £70.00

Wireless World Transmission Line KEF (Bailey) £125.00

Wireless World Transmission Line RAD-FORD (Bailey) £179.00

Everyday Electronics EE70 (Stephens) £150 + £5 carriage

Everyday Electronics EE20 (Stephens) £28.50 + £3 carriage

SMART BADGES FREE WITH ABOVE KITS  
(TO GIVE THAT PROFESSIONAL TOUCH  
TO YOUR DIY SPEAKERS!)

REPRINTS/CONSTRUCTION DETAILS  
OF ABOVE DESIGNS 10p EACH

### CARRIAGE & INSURANCE

TWEETERS/CROSSOVERS	50p each
SPEAKERS 4" to 6 1/2"	80p each
8" to 10"	£1 each
12", 13" x 8"	
14" x 9"	£1.95 each
15"	£2.95 each
18"	£4.50 each
SPEAKER KITS	£1.95 each
	£3.85 pair
MAG. DESIGN KITS	£3.75 pair
unless otherwise stated	
ALL PRICES CORRECT AT 1.2.80	

Prices per pair Carriage £3.95 pair	
Dalesford System 1	£54.00
Dalesford System 2	£57.00
Dalesford System 3	£104.00
Dalesford System 4	£110.00
Dalesford System 5	£142.00
Dalesford System 6	£95.00
Goodmans DIN 20 4 ohm (special offer)	£27.60

KEF Reference 104aB kit £133.00 + £5 carriage

KEF Cantata kit £213.50 + £5 carriage

LS3 Micro Monitor kit £71.00 + £3.75 carriage

Lowther PM6 kit £116.00

Lowther PM6 Mk I kit £122.00

Lowther PM7 kit £195.00

Peerless 1070 £157.00

Peerless 1120 £169.90

Peerless 2050 £59.95

Peerless 2060 £79.95

Radford Studio 90 kit £181.00

Radford Studio 270 kit £309.00

Radford Monitor 180 kit £243.00

Radford Studio 360 kit £450.00

RAM 50 kit (makes RAM 100) £76.25

Richard Allan Tango Twin kit £55.50

Richard Allan Maramba kit £77.50

Richard Allan Charisma kit £111.00

Richard Allan Super Triple kit £102.50

Richard Allan Super Saraband II £159.95

Richard Allan RA8 kit £62.75

Richard Allan RA82 kit £98.75

Richard Allan RA82L kit £108.00

SEAS 223 £42.50

SEAS 253 £67.00

SEAS 403 £79.95

SEAS 603 £134.95

Wharfedale Denton XP2 kit £31.45

Wharfedale Shelton XP2 kit £40.40

Wharfedale Linton XP2 kit £56.20

Wharfedale Glendale XP2 kit £69.00

WILMSLOW AUDIO BA1 sub bass  
amplifier/crossover kit  
£37.95 + £1 carriage

### EVERYTHING IN STOCK FOR THE SPEAKER CONSTRUCTOR

BAF, LONG FIBRE WOOL,  
FOAM, CROSSOVERS, FELT  
PANELS, COMPONENTS, ETC.  
LARGE SELECTION OF GRILLE  
FABRICS.

(Send 22p in stamps for grille  
fabric samples).

ALL PRICES INCLUDE VAT @ 15%

Send 50p for 1980 56-page  
catalogue 'Choosing a Speaker'

**SWIFT**  
OF WILMSLOW  
The firm for Hi-Fi  
5 Swan Street,  
Wilmslow, Cheshire.

Tel: 0625 529599 FOR MAIL  
ORDER & EXPORT OF DRIVE  
UNITS, KITS, ETC.



Lightning service on telephoned credit card orders!

Tel: 0625 526213 (SWIFT OF  
WILMSLOW) FOR HI-FI & COM-  
PLETE SPEAKER SYSTEMS.




**WILMSLOW**  
AUDIO  
The firm for Speakers

Swan Works, Bank Square,  
Wilmslow, Cheshire.



# Testing... Testing... Testing...



The New SUPER-S  
has RF power output, to 0 dBm,  
2-tone generator, a phase locked BFO  
and is now reduced in price.

## anywhere!

### The New FM/AM 1000s with Spectrum Analyser—we call it the **SUPER-S**

A portable communications service monitor from IFR, light enough to carry anywhere and good enough for most two-way radio system tests. The FM/AM 1000s can do the work of a spectrum analyser, oscilloscope, tone generator, deviation meter, modulation meter, signal generator, wattmeter, voltmeter, frequency error meter—and up to five service engineers who could be doing something else!

For further information contact  
Mike Taylor



## FieldTech

FieldTech Ltd  
Heathrow Airport—  
London Hounslow  
TW6 3AF  
Tel: 01-759 2811  
Telex: 23734  
FLDTEC G

**IFR precision simulators**

WW—032 FOR FURTHER DETAILS

# STOP IT

### Heyco Nylon Hole Plugs


snap-lock into panels to provide quick, neat entrance seals. Low cost. Fingertip assembly. 20 sizes for holes 3/16" to 2".



# SMOOTH IT

### Heyco Nylon Snap Bushings

convert sharp edges to smooth, insulated holes quickly and easily. Snap-fit with fingertip pressure. 44 sizes — 1/4" to 2 1/2".



FREE SAMPLES  
and catalogue on request.

### Heyco have got it made for cables



Heyco Manufacturing Co. Ltd.,  
Uddens Trading Estate,  
Nr Wimborne, Dorset BH21 7NL.  
Tel: Ferndown (STD: 0202) 871411 (4 lines)  
Telegrams: HEYCOMAN Wimborne.  
Telex: 41408.

WW — 095 FOR FURTHER DETAILS



## Use your scissors to keep informed.

Cut the coupon and subscribe to Electronic Components and Applications. Its 64 pages, contain in-depth articles like

- Microprocessor applications
- TV and radio digital control
- Electronic news gathering
- 30AX—latest TV techniques
- AC motor speed control, written by top specialists from Philips, Signetics and Mullard.

I enclose £8 for a year's subscription of 4 issues. ☐ I would like a free sample back number. ☐ Please tick

Name

Company

Address

WW 9/80

Make cheques payable to William Dawson and Sons Ltd and send to:  
Dawson Subscription Marketing Services, Cannon House, Folkestone, Kent CT19 5EE.




## Mullard

WW — 098 FOR FURTHER DETAILS



Cushman



**Compact, versatile  
field service monitors  
for two-way radio  
maintenance**

**CE-50A: FM/AM Field Service Monitor  
CE-50A-1: FM/AM Field Service-  
Spectrum Monitor**

*Exclusive representative:*

## **Aspen Electronics Limited**

*Communications Equipment and Components*

**2 Kildare Close, Eastcote, Ruislip, Middlesex HA4 9UR**

**Telephone: 01-868 1188**

**Telex: 8812727**

WW — 050 FOR FURTHER DETAILS

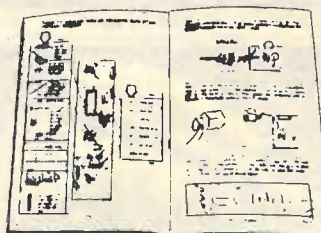
# Guess who builds this great



## Logic Probe...**YOU!** for only **£11.92**

With this easy-to-build Logic Probe Kit from CSC and just a few hours of easy assembly—thanks to our very descriptive step-by-step manual—you have a full performance logic probe.

With it, the logic level in a digital circuit is indicated by light from the Hi or Lo LED; pulses as narrow as 300 nanoseconds are stretched into blinks of the Pulse LED, triggered from either leading edge. You'll be able to probe deeper into logic with the LPK-1, one of the better tools from CSC.



**Complete,  
easy-to-follow  
instructions  
help make this a  
one-night project.**

CONTINENTAL SPECIALTIES CORPORATION



**C.S.C. (UK) Limited**  
Dept. 7Z Unit 1, Shire Hill Industrial Estate,  
Saffron Walden, Essex CB11 3AQ  
Tel: Saffron Walden (0799) 21682  
Telex: 817477

CONTINENTAL SPECIALTIES CORPORATION, DEPT. 7Z  
Unit 1, Shire Hill Industrial Estate, Saffron Walden, Essex.

Name \_\_\_\_\_

Address \_\_\_\_\_

Inc P&P and 15% VAT  
**LPK-1 £14.86**

I enclose cheque/

PO for £ \_\_\_\_\_

FREE Catalogue

tick box ☐

Phone your order with Access, Barclaycard  
or American Express

Card No. \_\_\_\_\_

Expiry date \_\_\_\_\_

WW — 073 FOR FURTHER DETAILS



# CB RADIO ACCESSORIES

The Largest distributors of CB accessories in the UK.

**SHOP  
NOW  
OPEN**

Come and see the biggest and best selection of CB radio accessories including:-



**SWR METERS**  
including **HANSEN**

**MICROPHONES by**  
**TURNER · K40**  
**G.C.ELECTRONICS**

**SUPPRESSION EQUIPMENT**  
**PLUS MUCH MUCH MORE**

**ANTENNAS**  
by  
**HY-GAIN**  
**SIRTEL**  
&  
**HMP**



**Mura**  
Mura Electronics (UK) Ltd.,

79 Church Road, Hendon, London NW4  
Tel: 01 203 5277/8

Sole UK. agents for:-

**NV · RAMA**  
**CORPORATION · SA**

WW — 056 FOR FURTHER DETAILS

**QUARTZ CRYSTALS**  
*made to your spec.* **FAST!**  
MOD & CAA APPROVED

**AEL**

**AEL CRYSTALS LTD**

GATWICK HOUSE, HURLEY, SURREY, ENGLAND RH6 9SU  
Telephone: Hurley (02934) 5353 Telex: 67116 (Aercon Hurley)  
Cables: Aercon Telex Hurley

WW — 030 FOR FURTHER DETAILS

## TV TUBE REBUILDING

Faircrest Engineering Ltd., manufacture a comprehensive range of equipment for processing all types of picture tubes, colour and mono. Standard or custom built units for established or new businesses. We export world-wide and have an excellent spares service backed by a strong technical team.

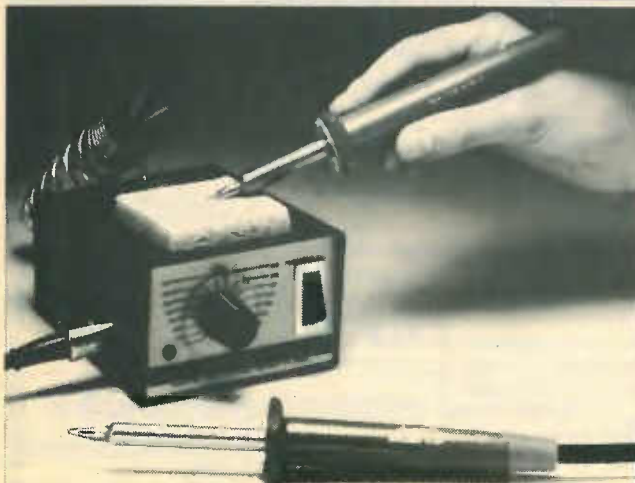
Full training courses are individually tailored to customers' requirements.

For full details of our service contact Neil Jupp

**FAIRCREST ENGINEERING LTD.**

Willis Road, Croydon, CRO2XX.  
01-684 1422, 01-689 8741

WW — 033 FOR FURTHER DETAILS



## PLAN FOR THE 80's WITH THE ADCOLA SOLDERING UNIT 101

It has features other tools have not

- 50w ELECTRONIC TEMPERATURE CONTROL
- TOTAL EARTH SYSTEM
- NO MAINS INTERFERENCE
- NO MOVING PARTS
- LOW SAFETY VOLTAGE OPERATION
- ADJUSTABLE TEMPERATURE WITHOUT BIT CHANGE
- MINIMUM OF MAINTENANCE
- SIMPLE PLUG-IN BITS
- PROMPT BIT REPLACEMENT SERVICE
- TOOL INTERCHANGEABILITY
- LOCKABLE TEMPERATURE INDICATING DIAL
- 12 MONTHS GUARANTEE

Soldering Unit 101 showing the two instruments available

**ADCOLA PRODUCTS LIMITED**

GAUDEN ROAD, LONDON SW4 6LH TELEPHONE 01 622 0291/4 TELEX 21851 ADCOLA G

WW — 062 FOR FURTHER DETAILS



# WASP SYNTHESISER

## DREAM PLANT ELECTRONICS

IN ASSOCIATION WITH ELECTRONIC DREAM PLANT LIMITED

...PRESENT THE FAMOUS DIGITAL WASP SYNTHESISER

...NOW AVAILABLE IN KIT FORM FOR ONLY

**£149.50p** including VAT + P&P

ELECTRONIC DREAM PLANT  
RED GABLES  
STONESFIELD ROAD  
COMBE OXFORD OX7 2ER



### FEATURES INCLUDE:-

TOUCH SENSITIVE DIGITAL KEYBOARD

2 OSCILLATORS

CONTROL OSC. WITH RANDOM SAMPLE & HOLD

WHITE NOISE

FULLY COMPREHENSIVE 3 BAND FILTER

WITH FREQUENCY & 'Q' CONTROLS FOR

LOW/BAND/HIGH PASS.

2 ENVELOPE GENERATORS WITH

REPEAT & DELAY CONTROLS.

OUTPUT JACKS TO CONNECT TO

OTHER WASPS USING A SIMPLE TO

FOLLOW CODE FOR CONNECTION TO

ANY INTERFACED MICROPROCESSOR.

BUILT IN SPEAKER & 9 VOLT ADAPTOR INPUT.


LINE & HEADPHONE OUTPUTS

THIS SYNTHESISER IS ENTIRELY SELF-CONTAINED

IN A TOUGH PLASTIC CASE COMPLETE WITH

BATTERY COMPARTMENT FOR SIX 'C' SIZE BATTERIES.

**THE COMPLETE KIT COMES WITH AN EASY TO  
FOLLOW ASSEMBLY GUIDE AND PLAYING MANUAL**



TO:- DREAM PLANT ELECTRONICS

RED GABLES,

STONESFIELD ROAD,

COMBE, OXFORD OX7 2ER.

PLEASE SEND ME ..... WASP SYNTHESISER KITS

AT 149.50p EACH INCLUDING V.A.T. & P. & P.

[+ 5 EACH FOR ORDERS OUTSIDE G.B. & NORTHERN IRL.]

PLEASE SEND ME..... FREE INFORMATION BROCHURE(S)

[PLEASE ENCLOSE S.A.E.]

NAME

ADDRESS

ACCESS/BARCLAYCARD NO:

PLEASE MAKE CHEQUES PAYABLE TO 'DREAM PLANT ELECTRONICS'  
AND ALLOW 28 DAYS FOR POSTAGE.



# Toroidal Transformers



## CHOICE OF 3 PRIMARY INPUTS

I.L.P. Toroidal Transformers are available in choice of 110V., 220V., or 240V., coded as follows:

For 110V Primary insert 0 in place of "X" in type number.

For 220V Primary insert 1 in place of "X" in type number.

For 240V Primary insert 2 in place of "X" in type number.

Example — 120VA 240V 15 + 15V. 4A = 42013.

\* TYPES TO CUSTOMER'S SPECIFICATION CAN BE SUPPLIED TO ORDER IN QUANTITY. ENQUIRIES INVITED.

## FREEPOST facility.

We pay postage on U.K. enquiries and orders. Simply address envelope to **FREEPOST T5** to address below. NO STAMP REQUIRED.

## TO ORDER

Enclose cheque / Postal Order / Money Order or quote your ACCESS or BARCLAYCARD account No.



**I.L.P. TRANSFORMERS** — a division of

ILP Electronics Ltd. Graham Bell House, Roper Close, Canterbury CT2 7EP.

Phone (0227) 54778. Telex 965780

We use advanced winding technology to make our toroidal transformers. They have only half the weight and height of their laminated equivalents within the range and are appreciably more efficient. Our toroidals cost virtually the same as their now outdated laminated equivalents and hum is down to a negligible tenth of what it used to be. Each I.L.P. toroidal transformer is supplied with rigid mounting kit comprising centre bolt, two neoprene and one steel washer. Now available in a range of 37 sizes.

TYPE	VA	SECOND RMS VOLTS	SECONDARY RMS CURRENT	DIMENSIONS DIA-HT	WEIGHT KG	PRICE
2X010 2X011 2X012 2X013 2X014 2X015 2X016	50	6+6 9+9 12+12 15+15 18+18 22+22 25+25	4.16 2.77 2.08 1.66 1.38 1.13 1.00	70 x 40mm	0.9	EACH <b>£5.40</b> EACH
3X010 3X011 3X012 3X013 3X014 3X015 3X016 3X028 3X029 3X030	80	6+6 9+9 12+12 15+15 18+18 22+22 25+25 110V 220V 240V	6.64 4.44 3.33 2.66 2.22 1.81 1.60 0.72 0.36 0.33	90 x 30mm	1.0	EACH <b>£5.70</b> + £1.20 P&P + £1.04 VAT
4X010 4X011 4X012 4X013 4X014 4X015 4X016 4X028 4X029 4X030	120	6+6 9+9 12+12 15+15 18+18 22+22 25+25 110V 220V 240V	10.00 6.66 5.00 4.00 3.33 2.72 2.40 1.09 0.54 0.50	90 x 40mm	1.2	EACH <b>£6.72</b> + £1.30 P&P + £1.20 VAT
5X016 5X017 5X028 5X029 5X030	160	25+25 30+30 110V 220V 240V	3.20 2.66 1.45 0.72 0.66	110 x 40mm	1.8	EACH <b>£8.88</b> + £1.40 P&P + £1.54 VAT
6X015 6X017 6X018 6X026 6X025 6X028 6X029 6X030	300	25+25 30+30 35+35 40+40 45+45 110V 220V 240V	6.00 5.00 4.28 3.75 3.33 2.72 1.36 1.25	110 x 50mm	2.6	EACH <b>£12.27</b> + £2.50 P&P + £2.27 VAT

WW — 108 FOR FURTHER DETAILS

**People in the know, keep in touch.**

Call your secretary, factory manager, accountant or even hold a conference — all at the press of a button using the first easy to install 100% British designed and manufactured Duplex Intercom System.

Featuring: Operation on a 6 wire system.

- Plug in anywhere on the system.
- Retain identity station number.
- Up to 56 stations.
- Two speech channels.
- 24 Volt supply.
- All from the smallest central unit available and of course the least expensive.

**Barkway keeps you in touch...**

Write or phone NOW for further details.

**Barkway Electronics Ltd.,**  
Barkway, Royston,  
Herts SG8 8EE, England.  
Tel: Barkway (0763 84) 666  
Telex: 817651 BARCOM G



WW—085 FOR FURTHER DETAILS

## NEW VALVES

BRANDED & INDIVIDUALLY BOXED — AVAILABLE FROM:

**PM COMPONENTS LTD.**  
VALVE & COMPONENT SPECIALISTS  
CONINGSBY HOUSE WROTHAM ROAD, MEOPHAM KENT

A2134	9.20	ECC88	0.75	EL821	9.50	OC2	1.75	PY88	0.83	VR105/30	1.55	95A1	9.00
A2179	9.20	ECC91	0.75	EL822	9.50	OC3	1.05	PY500A	1.55	VR150/30	1.55	150B2	1.75
A2293	8.30	ECC189	0.90	EL880	8.05	OC3	1.55	PY800	0.69	X81-2500	32.00	150B3	4.50
BT58	32.20	ECC804	0.53	EM84	0.75	OM3	1.05	PY801	0.69	Y11000	29.90	150B6	33.65
BT77	74.75	ECC807	1.50	EM82	10.90	OM5	1.75	Q83-300	32.50	Z759	10.35	811A	7.00
D3A	21.85	ECC90	0.75	EM91	1.94	PC92	0.98	QVW2-6	9.50	Z830	20.70	807	1.25
D77	0.63	ECC82	0.69	EM92	2.95	PC97	0.98	QVW3-10	2.85	ZC1040	9.20	813	13.00
DM70	1.32	ECC81	0.67	EY51	0.92	PC84	0.55	QVW3-20A		ZAS15A	13.25	833A	55.00
DM160	2.40	ECC83	0.90	EY84	10.35	PC85	0.62			2021W	3.45	866A	2.85
DY86/87	0.63	ECC84	1.10	EY86/87	0.64	PC88	0.92	QVW6-40A	14.00	2021W	3.45	5670	4.50
DY802	0.69	ECC80	0.76	EZ80	0.55	PC89	0.92			3A/1472	8.05	5687	5.90
E55A	21.85	ECC82	0.67	EZ81	0.64	PC189	0.92	QVW6-40A	16.00	3A/1678	11.05	5722	4.50
E80CC	9.45	ECC83	1.30	EZ90	1.10	PC90	0.83		45.25	3A/170E		5726	1.75
E80CF	9.75	ECC84	0.85	G1/371K	23.00	PC92	0.80	Q51200	3.60	500.00		5727	3.45
E80F	7.20	ECC85	0.85	GE10	13.25	PC96	1.26	Q51209	1.75	4CX250B	25.00	5749	3.45
E810C	4.50	ECC86	0.85	GR16	7.45	PC200	1.72	Q51212	3.75	58/254M	17.25	5763	3.65
E811	6.50	ECC87A	3.45	GT1C	12.65	PC201	1.72	QVW3-12	3.75	58/255M	17.25	5842	7.45
E82CC	2.60	ECC89	2.30	GU50	13.50	PC901	1.06	QVW5-25	1.45	58/255M	17.25	5842	7.45
E83CC	3.45	ECC90	0.25	GXU1	10.25	PC902	0.78	QVW5-25	1.45	58/255M	17.25	5842	7.45
E83F	3.45	ECC95	0.55	GXU50	13.00	PC903	0.75	QVW5-25	1.45	58/255M	17.25	5842	7.45
E86C	6.90	ECC96	0.80	GY501	1.44	PC905	1.70	QVW5-25	1.45	58/255M	17.25	5842	7.45
E88C	3.45	ECC97	0.75	GZ32	0.87	PC908	1.75	QVW5-25	1.45	58/255M	17.25	5842	7.45
E88CC	3.00	ECC98	1.40	GZ33	2.13	PC920	1.00	QVW5-25	1.45	58/255M	17.25	5842	7.45
E88CC-01	4.15	ECC99	0.75	GZ34	2.00	PC922	0.78	QVW5-25	1.45	58/255M	17.25	5842	7.45
E91F	5.15	ECC94	0.75	GZ37	2.13	PC94	0.83	QVW5-25	1.45	58/255M	17.25	5842	7.45
E95F	5.15	ECC95	0.90	KT61	4.00	PC95	0.80	QVW5-25	1.45	58/255M	17.25	5842	7.45
E130L	14.95	ECC98	0.64	KT66 (USA)		PC96	0.86	QVW5-25	1.45	58/255M	17.25	5842	7.45
E180CC	4.60	ECC99	0.64	KT66 (UK)	4.60	PC905	0.86	QVW5-25	1.45	58/255M	17.25	5842	7.45
E180F	6.50	ECC90	0.75	KT66 (UK)	11.50	PC906	0.86	QVW5-25	1.45	58/255M	17.25	5842	7.45
E180CC	5.15	ECC90	0.75	KT66 (UK)	11.50	PC907	0.86	QVW5-25	1.45	58/255M	17.25	5842	7.45
E180CC	3.40	ECC93	2.87	KT77	4.00	PL30	1.10	TY2-125A	34.50	125A/78T	1.85	6201	4.50
E180F	9.50	ECC94	1.77	KT77	4.00	PL30	1.10	TY2-125A	34.50	125A/78T	1.85	6201	4.50
E180F	9.50	ECC94	1.77	KT77	4.00	PL30	1.10	TY2-125A	34.50	125A/78T	1.85	6201	4.50
E180F	9.50	ECC94	1.77	KT77	4.00	PL30	1.10	TY2-125A	34.50	125A/78T	1.85	6201	4.50
E180F	9.50	ECC94	1.77	KT77	4.00	PL30	1.10	TY2-125A	34.50	125A/78T	1.85	6201	4.50
E180F	9.50	ECC94	1.77	KT77	4.00	PL30	1.10	TY2-125A	34.50	125A/78T	1.85	6201	4.50
E180F	9.50	ECC94	1.77	KT77	4.00	PL30	1.10	TY2-125A	34.50	125A/78T	1.85	6201	4.50
E180F	9.50	ECC94	1.77	KT77	4.00	PL30	1.10	TY2-125A	34.50	125A/78T	1.85	6201	4.50
E180F	9.50	ECC94	1.77	KT77	4.00	PL30	1.10	TY2-125A	34.50	125A/78T	1.85	6201	4.50
E180F	9.50	ECC94	1.77	KT77	4.00	PL30	1.10	TY2-125A	34.50	125A/78T	1.85	6201	4.50
E180F	9.50	ECC94	1.77	KT77	4.00	PL30	1.10	TY2-125A	34.50	125A/78T	1.85	6201	4.50
E180F	9.50	ECC94	1.77	KT77	4.00	PL30	1.10	TY2-125A	34.50	125A/78T	1.85	6201	4.50
E180F	9.50	ECC94	1.77	KT77	4.00	PL30	1.10	TY2-125A	34.50	125A/78T	1.85	6201	4.50
E180F	9.50	ECC94	1.77	KT77	4.00	PL30	1.10	TY2-125A	34.50	125A/78T	1.85	6201	4.50
E180F	9.50	ECC94	1.77	KT77	4.00	PL30	1.10	TY2-125A	34.50	125A/78T	1.85	6201	4.50
E180F	9.50	ECC94	1.77	KT77	4.00	PL30	1.10	TY2-125A	34.50	125A/78T	1.85	6201	4.50
E180F	9.50	ECC94	1.77	KT77	4.00	PL30	1.10	TY2-125A	34.50	125A/78T	1.85	6201	4.50
E180F	9.50	ECC94	1.77	KT77	4.00	PL30	1.10	TY2-125A	34.50	125A/78T	1.85	6201	4.50
E180F	9.50	ECC94	1.77	KT77	4.00	PL30	1.10	TY2-125A	34.50	125A/78T	1.85	6201	4.50
E180F	9.50	ECC94	1.77	KT77	4.00	PL30	1.10	TY2-125A	34.50	125A/78T	1.85	6201	4.50
E180F	9.50	ECC94	1.77	KT77	4.00	PL30	1.10	TY2-125A	34.50	125A/78T	1.85	6201	4.50
E180F	9.50	ECC94	1.77	KT77	4.00	PL30	1.10	TY2-125A	34.50	125A/78T	1.85	6201	4.50
E180F	9.50	ECC94	1.77	KT77	4.00	PL30	1.10	TY2-125A	34.50	125A/78T	1.85	6201	4.50
E180F	9.50	ECC94	1.77	KT77	4.00	PL30	1.10	TY2-125A	34.50	125A/78T	1.85	6201	4.50
E180F	9.50	ECC94	1.77	KT77	4.00	PL30	1.10	TY2-125A	34.50	125A/78T	1.85	6201	4.50
E180F	9.50	ECC94	1.77	KT77	4.00	PL30	1.10	TY2-125A	34.50	125A/78T	1.85	6201	4.50
E180F	9.50	ECC94	1.77	KT77	4.00	PL30	1.10	TY2-125A	34.50	125A/78T	1.85	6201	4.50
E180F	9.50	ECC94	1.77	KT77	4.00	PL30	1.10	TY2-125A	34.50	125A/78T	1.85	6201	4.50
E180F	9.50	ECC94	1.77	KT77	4.00	PL30	1.10	TY2-125A	34.50	125A/78T	1.85	6201	4.50
E180F	9.50	ECC94	1.77	KT77	4.00	PL30	1.10	TY2-125A	34.50	125A/78T	1.85	6201	4.50
E180F	9.50	ECC94	1.77	KT77	4.00	PL30	1.10	TY2-125A	34.50	125A/78T	1.85	6201	4.50
E180F	9.50	ECC94	1.77	KT77	4.00	PL30	1.10	TY2-125A	34.50	125A/78T	1.85	6201	4.50



# CLEARANCE SALE

We are moving to New Premises, and it is necessary to clear most of our existing stock.

## THE SALE

Is for ONE WEEK commencing 1000Hr. Monday, 8th September, 1980 to Saturday, 13th September, 1980.

ANNUAL HOLIDAYS from 27th AUG. '80 to 3rd SEPT. '80

Orders accepted only from Education & Government establishments, otherwise cash sales only.


For list send stamped addressed envelope.

### MARTIN ASSOCIATES (ELECTRONICS) LTD.

34 Crown Street, Reading, Berks.  
Tele: Reading (0734) 51074 & 595853

WW — 015 FOR FURTHER DETAILS

## SINE WAVE INVERTERS — FROM CARACAL



200 to 1000VA

DC Input:  
12, 24 or 48 V

AC Output:  
220/240 V or  
110/120 V  
50/60 Hz

Caracal sine wave inverters are designed to replace older tuned-type inverters in fixed, mobile or marine use. They are also used for standby AC power for computers, communications and many other applications.

Our technical specification and competitive pricing offer without doubt the best value on the market.

- Very stable output voltage ( $\pm 2\%$ ) and frequency ( $\pm 0.3$  Hz) under all load/battery conditions.
- High efficiency throughout the load range, not just at full load — resulting in lower battery size and cost.
- Very low distortion sine wave — only 3% T.H.D.
- Low idling/no-load input current.
- Automatic "standby" operation available.
- Comparatively low weight.

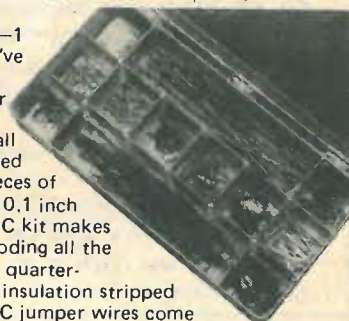
## CARACAL

CARACAL POWER PRODUCTS LTD.  
42-44 SHORTMEAD ST., BIGGLESWADE  
BEDFORDSHIRE. TEL: 0767-81361.

LEADERS IN LOW-POWER  
INVERTER TECHNOLOGY

## JUMP TO IT!

Climb aboard the breadboarding bandwagon with CSC's new WK-1 wire jumper kit — just what you've always wanted to make breadboarding easier and quicker than ever before. Here, in one neatly compartmented box, are all those different lengths of insulated hook-up wire you need — 25 pieces of each, in 14 lengths ranging from 0.1 inch to 4 inches. What's more, the CSC kit makes your job even easier by colour-coding all the different lengths and providing a quarter-inch length at each end with the insulation stripped off and bent through 90°. So CSC jumper wires come ready to plug straight into your quick-test sockets, bus strips or breadboard system. No more fiddling around with wire cutters, strippers or pliers — everything you need in one box. Take the plunge right now by filling in the CSC coupon.



CSC (UK) Ltd. Dept. 7RR, Unit 1, Shire Hill Industrial Estate, Saffron Walden, Essex CB11 3AQ. Telephone: (0799) 21682. Telex: 817477.

WK-1 Jumper Kit £5.00 Nett. Unit price inc. P&P 15% VAT £6.90 Only Read

Please deduct £1 postage from each additional order.

I enclose cheque/PO for £ .....  
or debit my Barclaycard, Access, American Express card  
No ..... Exp. date .....  
or Tel: (0799) 21682 with your card number and your order  
will be in the post immediately.

NAME .....

ADDRESS .....

CONTINENTAL SPECIALTIES CORPORATION

## CSC

FREE catalogue tick box ☐

Continental Specialties Corporation (UK) Limited, Dept. 7RR  
Unit 1, Shire Hill Industrial Estate, Saffron Walden, Essex CB11 3AQ.

## TOMORROW'S TOOLS TODAY

WW — 074 FOR FURTHER DETAILS



You should attend . . .

# INTERNEPCON/UK '80

14, 15, 16 OCTOBER 1980

**METROPOLE CONVENTION CENTRE  
& THE BRIGHTON CENTRE,  
BRIGHTON, ENGLAND**

... the 13th annual event  
devoted to total electronics  
production technology

Because INTERNEPCON/UK '80 is the only exposition in Europe this year, presenting displays of equipment and systems for all areas of production, processing and testing by more than 500 companies.

Exhibits will include chemicals, materials, pcb's, tools, connectors, component insertion equipment, test systems, production equipment and associated hardware

— plus —

The most comprehensive conference programme with technical sessions covering development, packaging, processing and testing in all areas of electronics manufacturing and applications.

**FOR ADVANCE INFORMATION COMPLETE AND  
RETURN THE COUPON — NOW**

Return to Kiver Communications S.A.  
171/185 Ewell Road, Surbiton, Surrey, England  
Telephone: 01-390-0281 Telex: 929837

Name \_\_\_\_\_

Company \_\_\_\_\_


Address \_\_\_\_\_

☐ Please send FREE exhibition ticket

☐ Please provide conference programme **INTERNEPCON/UK 80**

WW — 078 FOR FURTHER DETAILS

## DEVELOPING A MICROSYSTEM?



Then plug  
a Softy  
into your  
ROM  
socket.

**SOFTY provides:**

- TV map of memory contents (Hex)
- Keyboard entry with assembler facility
- Serial/parallel Inputs (e.g. RS232)
- EPROM programming (2708, 2716, 2732, etc.)
- Cassette tape storage
- A low cost solution! (£100 kit, £120 built + VAT)

## SOFTY-What else do you need?

For literature and the name of your local retailer, contact Dataman, P.O. Box 5, Dorchester, Dorset, DT2 7UB or Telephone 03002 700.



WW—082 FOR FURTHER DETAILS

## Eurocard power supplies



The cards are designed to Eurocard standard size (100 x 160mm) to fit straight into your card or case frame. Each supply is fully regulated with over voltage over current and thermal protection. Input voltage is 110/120/220/230/240 volts AC and both outputs on dual supplies are fully isolated from each other but may be connected to give different power rail configurations. The cards are supplied with choice of D or F type DIN 41612 indirect connector.

- DUAL 5 volts 2 x 1 amp ● DUAL 12 volts 2 x 1 amp
- DUAL 15 volts 2 x 0.5 amp ● MIXED 5 and 12 volts 2 x 1 amp
- MIXED 5 and 15 volts 1 amp and 0.5 amp ● NEW 5 volts at 5 amps

## VERO SYSTEMS

**VERO SYSTEMS (ELECTRONIC) LIMITED**  
362 Spring Rd, Sholing, Southampton, Hants. SO9 5QJ  
Telephone: (0703) 440611 Telex: 477164

WW — 097 FOR FURTHER DETAILS



## S-2020TA STEREO TUNER/AMPLIFIER KIT

**NOW WITH BIFET OP AMPS**

**A high-quality push-button FM Varicap Stereo Tuner combined with a 24W r.m.s. per channel Stereo Amplifier.**

**Brief Spec.** Amplifier Low field Toroidal transformer, Mag. input, Tape In/Out facility (for noise reduction unit, etc.) THD less than 0.1% at 20W into 8 ohms. **High Slew Rate.** Low noise op. amps used throughout. Power on/off FET transient protection. All sockets, fuses, etc., are PC mounted for ease of assembly. Tuner section uses 3302 FET module requiring no RF alignment, ceramic IF, INTERSTATION MUTE, and phase-locked IC stereo decoder, LED tuning and stereo indicators. Tuning range 88-104MHz, 30dB mono S/N @ 1.2µV, THD 0.3%, Pre-coder 'birdy' filter.


**PRICE: £59.95 + VAT**



## NELSON-JONES Mk. 2 STEREO FM TUNER KIT

**A very high performance tuner with dual gate MOSFET RF and Mixer ready built front end, triple gang varicap tuning, linear phase I.F. and 3 state MPX de-coder.**

**PRICE: £69.95 + VAT**



## NRDC-AMBISONIC UHJ SURROUND SOUND DECODER



The **first ever** kit specially produced by Integrex for this British NRDC backed surround sound system which is the result of 7 years' research by the Ambisonic team. W.W. July, Aug., '77. The unit is designed to decode not only UHJ but virtually all other 'quadrophonic' systems (Not CD4), including the new BBC HJ. 10 input selections. The decoder is linear throughout and does not rely on listener fatiguing logic enhancement techniques. Both 2 or 2 input signals and 4 or 6 output signals are provided in this most versatile unit. Complete with mains power supply, wooden cabinet, panel, knobs, etc.

Complete kit, including licence fee **£49.50 + VAT** or ready built and tested **£67.50 + VAT**

## S5050A STEREO AMP

**Very high performance kit**

50 watts rms-channel. 0.015% THD. S/N 90 dB. Mags/n 80 dB. Output device rating 360W per channel. Tone cancel switch. 2 tape monitor switches. Metal case — comprehensive heatsinks.

Complete kit only **£63.90 + VAT**



(Also available our 20w/ch BIFET S2020 Amp)

## INTRUDER 1 Mk. 2 RADAR ALARM

**With Home Office Type approval**

The original "Wireless World" published Intruder 1 has been re-designed by Integrex to incorporate several new features, along with improved performance. The kit is even easier to build. The internal audible alarm turns off after approximately 40 seconds and the unit re-arms. 240V ac mains or 12V battery operated. Disguised as a hard-backed book. Detection range up to 45 feet. Internal mains rated voltage free contacts for external bells etc.

Complete kit **£49.50** plus VAT, or ready built and tested **£64.50** plus VAT.

# Wireless World Dolby noise reducer

Trademark of Dolby Laboratories Inc.



Complete Kit **PRICE: £43.90 + VAT** (3 head model available)

Also available ready built and tested

Calibration tapes are available for open-reel use and for cassette (specify which)

Single channel plug-in Dolby (TM) PROCESSOR BOARDS (92 x 87mm) with gold plated contacts and all components

### Typical performance

Noise reduction better than 9dB weighted.  
Clipping level 16.5dB above Dolby level (measured at 1% third harmonic content)

Harmonic distortion 0.1% at Dolby level typically 0.05% over most of band, rising to a maximum of 0.12%

Signal-to-noise ratio: 75dB (20Hz to 20kHz, signal at Dolby level) at Monitor output

Dynamic range >90dB

30mV sensitivity

**Price £59.40 + VAT**

**Price £2.40 + VAT**

**Price £9.00 + VAT**

We guarantee full after-sales technical and servicing facilities on all our kits, have you checked that these services are available from other suppliers?



All kits are carriage free


# INTEGREX LIMITED

Please send SAE for complete lists and specifications

Portwood Industrial Estate, Church Gresley,


Burton-on-Trent, Staffs DE11 9PT

Burton-on-Trent (0283) 215432 Telex 377106





# Always have a panel of experts.



Assembling a front panel and PC board has always been very time consuming. By using our new FF system, it enables you to be your own expert and build a superbly engineered front panel, quickly and efficiently. The fully interlocking system of L.E.D.s, toggle switches, push button switches, cermet potentiometers, test jack sockets and other components are all built to a standard format and can be fitted into your own custom built system or one of our front panel units. Send now for our catalogue, and start assembling your own panel of experts...

MANUFACTURED IN GERMANY BY

**MENTOR**

WW — 053 FOR FURTHER DETAILS

*I'd like to join the panel, please send me more information.*

Name

Company

Position

Address

**WEST HYDE**

West Hyde Developments Limited, Unit 9, Park Street  
Ind. Estate, Aylesbury, Bucks., HP20 1ET. Tel: 0296 20441

## Happy Memories

4116 200ns	£3.75	4116 150ns	£5.50
2114 200ns	£3.45	2114 450ns	£2.95
2708 450ns	£4.95	2716 5 volt	£10.95

**MEMOREX** mini discs soft sectored — with FREE library case **£19.95** per ten.

## WE'VE MOVED!!

All prices include VAT  
30p postage on orders below £10

Access & Barclaycard

All orders to:

Dept. WW

**HAPPY MEMORIES**

Gladestry

Kington

Herefordshire HR5 3NY

Tel. (054422) 618

**TELEPRINTER TYPE 7B:** Pageprinter 24v d.c. power supply. Speed 50 bauds per min. S/hand good cond. (no parts broken) **£28.75**. OR **GPO MODEL**, as above except motor 110/230V a.c. **£34.50**. Carriage either type **£9.50**. Send SAE for list of Teleprinter spares available.

**FRIDEN FLEXOWRITER with Perforator.** 230V a.c. Excellent cond. **£75 ea.** Carr. **£10**.

**RADAR ECHO BOX TS.488A X-band.** **£65.** Carr. **£5**.

**TS.147 RADAR TEST SET Combination Sig. generator and frequency meter and power meter.** Provides C.W. & F.M. signals. 115V a.c. **£225.** Carr. **£7**.

**HEWLETT PACKARD Signal Generator HP608B.** Freq. 10-400MHz C.W. & A.M. Output 1microvolt to 8V, 50 $\Omega$ . Mod. 400-1000Hz. 230V a.c. **£225.** Carr. **£10**.

**AUTO TRANSFORMER:** 230/115v 50 c/s 1000 watts. Mounted in strong steel case 5" x 6 1/2" x 7". Bitumen impregnated. **£17.25** + carriage.

**TRANSISTORISED 3cm RADAR AMPLIFIER SWITCH:** with 24v waveguide switch, 9 x 4cm ins. with crystal CV.2355 and spark gap VX.1046. **£17.25** + **£1** post.

**INSULATION TEST SET 0 to 10KV,** negative earth, with Ionisation Amplifier, 100/230 Volts AC. **£48.87** + carr.

**BC-221 FREQUENCY METER:** 125-20,000kc/s complete with original calibration charts **£24.15** + carr.

**ROTARY INVERTER TYPE PE-218E:** Input 24-28v. DC 80 amps, 4,800rpm. Output 11v. AC 13 amp 400c/s. 1Ph. P.F.9. **£23** + carr.

**RESONATOR PERFORMANCE CTC 424 8.5 to 9.0 kmc/s 3 cm** **£80.50** + post **£2**.

**INVERTER 24v.** DC input 400 cycles 1ph 6600 r.p.m. 200v. peak. **£8.05** + **£2** post.

**OXYGEN BOTTLE 1800lb.** w.p. **£11.50** + carr.

**NOISE SOURCE UNIT with CV.1881** noise source mount. Produces thermal poise 15.5dB 200/250v. AC **£80.50**.

**HS33 HEADSET.** Low imp. **£5.35** + 75p post.

**MUIRHEAD DECADE OSCILLATOR TYPE 890D:** **£92** + carr. **£5**.

**SIEMENS POWER METER REL3U/84/A1b:** 0-12kmHz 1mw 500mw 6 ranges. 0.17dB 50 ohms. **£92** + carr.

**CV.1596 CATHODE RAY TUBE:** (09D, 09G), 4" screen, green electrostatic base B12B. HT1200 volts, heater 4 volts **£11.50**.

**RADAR RECEIVING ANTENNA TYPE X443 Mk.D:** Suitable for detecting signals on X, K, J and Q bands. 9g Hz-60g Hz. Complete with waveguide horns, associated crystals. Transistorised amplifier and geared motor, etc. **£143.75**.

**VACUUM & PRESSURE DEAL TEST EQUIPMENT:** complete with 2 x 4" gauges indicating 0.20lbs p.s.i. 0-30lbs vacuum. With stand, hand pump, etc. **£34.50** + carr.

### BARGAIN MAPS

Large stocks of unused U.S.A.F. surplus maps, weather charts, etc. including:

ONC-E1 — U.K. in full and part N.W. Europe. Scale 1:1,000,000.

JNC-9N — N. Europe, U.K., Scandinavia. Scale 1:2,000,000.

JN-21N — Europe (Mediterranean). Scale 1:2,000,000.

SIZE 58" x 42", colour. Many others. Please send S.A.E. for list.

Price each 75p (inc. P&P)

25 x Maps (either same type OR assorted), **£10** + **£1.60** P&P.

10 x Maps (either same type OR assorted), **£6.50** (in. P&P).

All prices include VAT at 15%  
Carriage quotes given are for 50-mile radius of Herts.

**W. MILLS**

The Maltings, Station Road  
SAWBRIDGEWORTH, Herts.  
Tel: Bishop's Stortford (0279) 725872



## MAIL ORDER PROTECTION SCHEME (Limited Liability)

If you order from mail order advertisers in this magazine, except for classified advertisements, and pay by post in advance of delivery, Wireless World will consider you for compensation if the advertiser should become insolvent or bankrupt, provided:

1. You have not received the goods or had your money returned; and
2. You write to the publisher of Wireless World explaining the position not earlier than 28 days from the day you sent your order and not later than 2 months from that day.

Please do not wait until the last moment to inform us. When you write, we will tell you how to make your claim and what evidence of payment is required.

We guarantee to meet claims from readers made in accordance with the above procedure as soon as possible after the advertiser has been declared bankrupt or insolvent up to a limit of £3,550 per annum for any one advertiser so affected and up to £10,000 per annum in respect of all insolvent advertisers. Claims may be paid for higher amounts, or when the above procedure has not been complied with, at the discretion of Wireless World; but we do not guarantee to do so in view of the need to set some limit to this commitment and to learn quickly of readers' difficulties.

This guarantee covers only advance payments sent in direct response to an advertisement in this magazine (not, for example, payments made in response to catalogues, etc., received as a result of answering such advertisements. Personal advertisements are excluded).

**FUSES** Quick acting, Anti surge, Ceramic, from **£2.80** per 100.  
**WIREWOUND POWER RESISTORS** 5w-17w, OR5-39K from **£8.50** per 100.

**PCB Guides**, self-fixing from **£4.86** per 100.

**C.f. RESISTORS**, AEL & Iskra 1/4w-2w, from **£4** per 1,000.

**ELMA** knobs & accessories. Crimp (solderless) **TERMINALS**.

**CABLE SLEEVES** & Markets from **£1** per 1,000.

**SLEEVEING**, Neoprene, PVC, Silicone rubber—all colours.

**SPECIALLY REDUCED PRICES** for C.f. resistors, Polystyrene Capacitors etc, for values on which we are overstocked. Special list available.

Write, phone or call for lists required.

**PBRA LTD.** Hopfield 345 (073274)

Golden Green, Tonbridge, Kent TN11 0LH  
Member Crystalate Group.

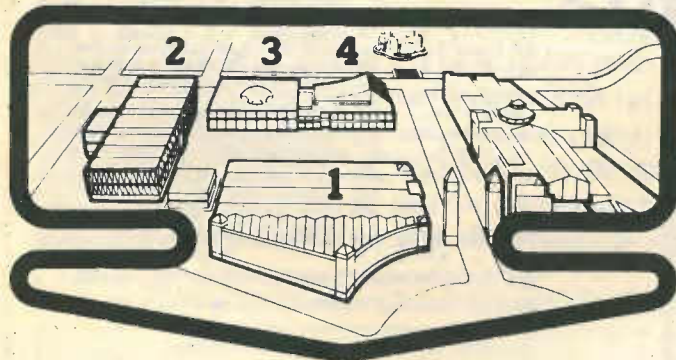


WW—057 FOR FURTHER DETAILS

# sonimag18

XVIII INTERNATIONAL IMAGE, SOUND AND ELECTRONICS SHOW

## TO SEE AND HEAR



## 4 LARGE EXHIBITION PALACES DEALING WITH



Manufacturers of T.V., Radio, Hi-Fi  
Recording and play back  
equipment.



Components, Production Systems,  
Materials, Control Instruments,  
Security Systems, Communications  
(Professional, Radio hams).



Hi-fi, Sound and Vision, Recording,  
Musical Instruments and  
Spectacular lighting systems.



Symposiums, Conventions,  
Meetings, Hi-Fi and Video  
demonstrations.

FAIR GROUNDS: BARCELONA (SPAIN) 29th september, 5th october, 1980  
Trade visitors: 29th, 30th september and 1st october - General Public: 2nd, 3rd, 4th and 5th october

INFORMATION: Avda. M<sup>a</sup> Cristina, s/n. - BARCELONA-4 (Spain) Tel. 223 31 01  
Telex 50458 FOIMB-E

## FREQUENCY COUNTERS—OFF/AIR RECEIVERS

250MHz  
801 B  
£250  
Crystal  
oven  
3 parts 10"



401A	50MHz 6 Digit	£150
801B/M	250MHz 8 Digit	£250
901M	520MHz 8 Digit	£325
1001M	1-2GHz 8 Digit	£550

20 models available including LED versions



**RCS ELECTRONICS**  
WOLSEY ROAD  
ASHFORD, MIDDX.  
Phone 53661

WW—100 FOR FURTHER DETAILS

## RECHARGEABLE BATTERIES

### TRADE ENQUIRIES WELCOME

Full range available to replace 1.5 volt dry cells and 9 volt PP type batteries, SAE for lists and prices. £1.45 for booklet, "Nickel Cadmium Power," plus catalogue.

Write, or call at:

**SANDWELL PLANT LTD.**  
2 Union Drive, Boldmere  
Sutton Coldfield, West Midlands 021-354 9764

See full range at TLC, 32 Craven street, Charing Cross, London WC2.

WW—079 FOR FURTHER DETAILS

## NEEDS NO EXAMINATION

You don't need to look too closely at the CSC Proto-Clip range of IC test clips to see that they provide instant connection to dual-inline packaged components. Use them on ICs, networks or relays to provide a high-integrity interface for 'hands-off' testing with oscilloscopes, signal sources, logic analysers and other instruments. Contact spacings designed to suit all standard IC packages, CSC Proto-Clips feature a moulded webhinge construction, non-corroding nickel-silver contacts, and clip notches to prevent slippage during testing. Make contact with CSC Proto-Clips right away by filling in the coupon.

CSC (UK) Ltd, Dept. 70Q, Unit 1, Shire Hill Industrial Estate, Saffron Walden, Essex CB11 3AQ. Telephone: (0799) 21682. Telex: 817477.

For larger quantity users, available in custom versions with pre-wired cables.

14 PIN PC14	16 PIN PC16	24 PIN PC24	40 PIN PC40
(£2.50 Nett) £3.85	(£2.75 Nett) £4.02	(£4.90 Nett) £6.49	(£7.90 Nett) £10.23

Bold prices include P & P and 15% VAT. Please deduct £1 postage from each additional order.

I enclose cheque/PO for £ .....  
or debit my Barclaycard, Access, American Express card  
No ..... Exp. date .....  
or Tel: (0799) 21682 with your card number and your order  
will be in the post immediately.

NAME \_\_\_\_\_

ADDRESS \_\_\_\_\_

CONTINENTAL SPECIALTIES CORPORATION



FREE catalogue tick box ☐


Continental Specialties Corporation (UK) Limited, Dept. 70Q  
Unit 1, Shire Hill Industrial Estate, Saffron Walden, Essex CB11 3AQ.

## TOMORROW'S TOOLS TODAY

WW—075 FOR FURTHER DETAILS


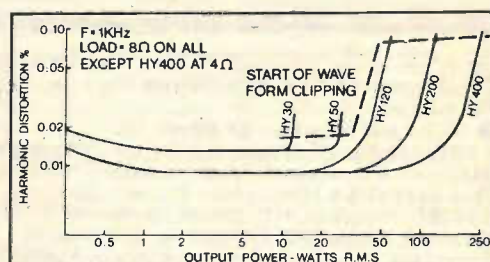


# Simply ahead...



## POWER AMPLIFIERS

ILP Power Amplifiers are encapsulated within heatsinks designed to meet total heat dissipation needs. They are rugged and made to last a lifetime. Advanced circuitry ensures their suitability for use with the finest loudspeakers, pickups, tuners, etc. using digital or analogue sound sources.



ILP PRE-AMPS ARE  
COMPATIBLE WITH ALL  
ILP POWER AMPS AND PSUs

Model	Output Power R.M.S.	Distortion Typical at 1KHz	Minimum Signal/Noise Ratio	Power Supply Voltage	Size in mm	Weight in gms	Price + V.A.T.
HY30	15 W into 8 $\Omega$	0.02%	100 dB	-20 -0+ +20	105x50x25	155	£6.34 + 95p
HY50	30 W into 8 $\Omega$	0.02%	100 dB	-25 -0+ +25	105x50x25	155	£7.24 + £1.09
HY120	60 W into 8 $\Omega$	0.01%	100 dB	-35 -0+ +35	114x50x85	575	£15.20 + £2.28
HY200	120 W into 8 $\Omega$	0.01%	100 dB	-45 -0+ +45	114x50x85	575	£18.44 + £2.77
HY400	240 W into 4 $\Omega$	0.01%	100 dB	-45 -0+ +45	114x100x85	1.15 Kg	£27.68 + £4.15

Load impedance - all models 4  $\Omega$  -  $\infty$

Input sensitivity - all models 500 mV

Input impedance - all models 100K  $\Omega$

Frequency response - all models 10Hz - 45KHz - 3dB

## POWER SUPPLY UNITS



ILP Power Supply Units with transformers made in our own factory are designed specifically for use with ILP power amplifiers and apart from PSU 30 and 36 which are smaller PSUs — all the other ILP's own manufactured toroidal transformers are used which are half the size and weight of laminated equivalents. They are also more efficient and have greatly reduced fields of radiation.

**PSU 30**  $\pm 15V$  at 100mA to drive up to 12 x HY6 or 6 x HY66 **£4.50 + £0.68 VAT**

**THE FOLLOWING WILL ALSO DRIVE ILP PRE-AMPS**  
**PSU 36** for 1 or 2 HY30's **£8.10 + £1.22 VAT**

The following include toroidal transformers.

**PSU 50** for 1 or 2 HY50's **£9.75 + £1.46 VAT**

**PSU 60** for 1 HY 120 **£9.75 + £1.46 VAT**

**PSU 70** for 1 or 2 HY 120s **£13.61 + £2.04 VAT**

**PSU 90** for 1 HY200 **£13.61 + £2.04 VAT**

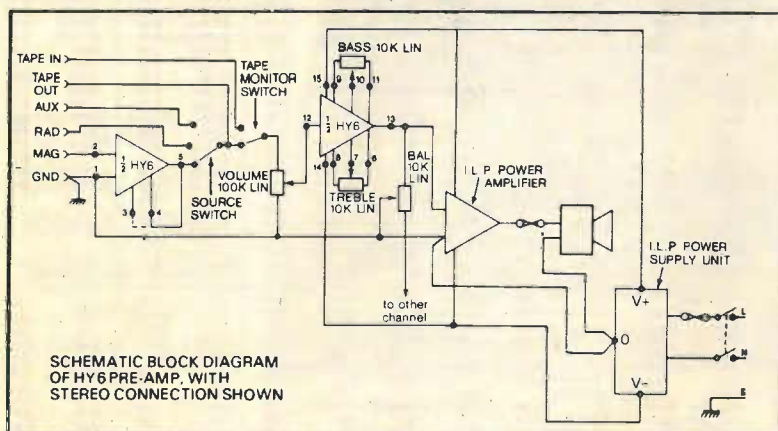
**PSU 180** 1 HY 400 or 2 x HY200 **£23.02 + £3.45 VAT**



AVAILABLE ALSO FROM WATFORD ELECTRONICS, MARSHALLS AND CERTAIN OTHER SELECTED STOCKISTS.



# this time with two new pre-amps



## HY6 mono HY66 stereo

When ILP add a new design to their audio-module range, there have to be very special reasons for doing so. You expect even better results. We have achieved this with two new pre-amplifiers - HY6 for mono operation, HY66 for stereo. We have simplified connections, and improved performance figures all round. Our new pre-amps are short-circuit and polarity protected; mounting boards are available to simplify construction.

Sizes - HY6 - 45 x 20 x 40 mm HY66 90 x 20 x 40 mm Active Tone Control circuits provide  $\pm 12$ dB cut and boost. Inputs Sensitivity - Mag. PU - 3mV; Mic - selectable 1-12mV. All others 100mV. Tape O/P - 100mV. Main O/P - 500mV; Frequency response - D.C. to 100KHz - 3dB

### HY6 mono

£5.60

+ VAT 84p

### HY66 stereo

£10.60

+ VAT £1.59

Connectors included

B6 Mounting Board

78p + 12p VAT

B66 Mounting Board

99p + 15p VAT

- LOW DISTORTION - Typically 0.005%
- S/N RATIO - Typically 90 dB (Mag. P.U. - 68 dB).
- HIGH OVERLOAD FACTOR - 38 dB on Mag. P.U.
- LATEST DESIGN HIGH QUALITY CONNECTORS.
- REQUIRE ONLY POTS, SWITCHES, PLUGS AND SOCKETS.
- COMPATIBLE WITH ALL ILP POWER AMPS AND PSUs.
- NEEDS ONLY UNREGULATED POWER SUPPLY  $\pm 15$ V to  $\pm 60$ V.

NO QUIBBLE  
5 YEAR GUARANTEE  
7-DAY DESPATCH ON  
ALL ORDERS  
BRITISH DESIGN AND  
MANUFACTURE  
FREEPOST SERVICE  
- see below

### ★ ALL U.K. ORDERS DESPATCHED POST PAID HOW TO ORDER, USING FREEPOST SYSTEM

Simply fill in order coupon with payment or credit card instructions. Post to address as below but do not stamp envelope - we pay postage on all letters sent to us by readers of this journal.

**ILP ELECTRONICS LTD.**

FREEPOST 5 Graham Bell House, Roper Close,  
Canterbury, Kent CT2 7EP.  
Telephone (0227) 54778 Telex 965780

Please supply .....  
..... Total purchase price £ .....  
I enclose Cheque ☐ Postal Orders ☐ International Money Order ☐  
Please debit my Access/Barclaycard Account No. ....  
NAME .....  
ADDRESS .....  
Signature .....



**RST** Tel: 01-677 2424 Telex: 946708 **RST**

**RST** Tel: 01-677 2424 Telex: 946708 **RST**

BD131	0.40	BF257	0.28	CRS3/60	1.04	OAZ201	1.15	OC203	2.02	ZTX502	0.18	2N1309	1.38	2N3771	2.02
-------	------	-------	------	---------	------	--------	------	-------	------	--------	------	--------	------	--------	------

SEMICONDUCTORS				BD131	0.40	BF257	0.28	CRS3/60	1.04	OAZ201	1.15	OC208	2.02	ZTX502	0.18	2N1309	1.38	2N3771	2.02
AA119	0.12	ASZ15	1.44	BC172	0.12	BD132	0.40	BF258	0.30	GE96	1.15	OC209	2.88	ZTX503	0.29	2N1671	1.37	2N3772	2.36
AA30	0.31	ASZ16	1.44	BC173	0.14	BD135	0.39	BF259	0.37	GE97	1.15	OC204	2.88	ZTX504	0.49	2N1673	1.37	2N3773	3.45
AA32	0.48	ASZ17	1.44	BC177	0.17	BD136	0.39	BF260	0.38	GJ3M	0.96	OC16	2.30	ZTX531	0.23	2N3803	0.29	2N3819	0.41
AA213	0.21	ASZ20	1.72	BC178	0.16	BD137	0.40	BF337	0.35	GM03/78A	2.02	OC20	2.88	ZTX530	0.18	2N2147	0.22	2N3820	0.52
AA215	0.38	ASZ21	2.30	BC179	0.18	BD139	0.49	BF521	4.35	MJE340	0.92	OC22	2.88	OC207	1.44	2N2148	1.89	2N3823	0.63
AA217	0.31	AU113	1.86	BC182	0.13	BD140	0.51	BF528	2.56	MJE370	1.35	OC24	3.45	ORP12	1.15	2N2218	0.29	2N3866	0.13
AC107	0.69	AU140	2.30	BC183	0.12	BD143	0.49	BF561	0.23	MJE371	0.71	OC25	1.04	R8008	2.02	2N2219	0.28	2N3904	0.85
AC125	0.21	BA110	1.84	BC184	0.13	BD144	1.26	BF568	0.38	MJE372	0.84	OC26	2.88	2N2009	0.23	2N2220	0.21	2N3905	0.15
AC126	0.23	BA145	0.15	BC212	0.15	BD181	2.30	BF569	0.24	MJE520	0.63	OC28	2.30	T1C44	0.35	2N2221	0.21	2N3906	0.15
AC127	0.23	BA148	0.15	BC213	0.14	BD182	1.36	BF570	0.24	MJE521	0.63	OC28	2.30	T1C44	0.35	2N2222	0.21	2N3908	0.15
AC128	0.23	BA154	0.10	BC214	0.17	BD237	0.46	BFW11	0.74	MJE255	1.44	OC29	2.30	T1C226D	1.38	2N2223	0.21	2N4059	0.12
AC141	0.29	BA155	0.12	BC237	0.10	BD238	0.63	BFX34	0.25	MJE305	0.96	OC35	1.73	T1L209	0.23	2N2268	0.20	2N4060	0.14
AC141K	0.40	BA156	0.10	BC238	0.14	BDX10	1.05	BFX85	0.26	MPF102	0.35	OC36	1.73	T1P29A	0.47	2N2369A	0.23	2N4061	0.14
AC142	0.23	BAW6	0.06	BC301	0.38	BDX32	2.30	BFX87	0.26	MPF103	0.35	OC36	1.73	T1P30A	0.48	2N2484	0.23	2N4062	0.14
AC143	0.23	BAW6	0.06	BC301	0.38	BDY20	1.44	BFX88	0.24	MPF104	0.35	OC36	1.73	T1P31A	0.48	2N2484	0.23	2N4062	0.14
AC146	0.23	BAW6	0.06	BC301	0.38	BDY20	1.44	BFX89	0.24	MPF105	0.35	OC36	1.73	T1P32A	0.48	2N2484	0.23	2N4062	0.14
AC176	0.23	BAZ18	0.10	BC302	0.12	BF151	0.23	BFY51	0.30	MPSA06	0.28	OC44	0.69	T1P33A	0.48	2N2484	0.23	2N4062	0.14
AC187	0.23	BC107	0.14	BC308	0.12	BF152	0.23	BFY52	0.30	MPSA06	0.28	OC45	0.63	T1P34A	0.48	2N2484	0.23	2N4062	0.14
AC188	0.23	BC108	0.14	BC327	0.23	BF153	0.23	BFY64	0.30	MPSU01	0.41	OC71	0.63	T1P41A	0.72	2N2507	0.24	2N4289	0.25
ACY17	0.98	BC109	0.15	BC328	0.21	BF154	0.20	BFY90	1.44	MPSU06	0.53	OC72	0.63	T1P42A	0.81	2N2521	0.24	2N4547	0.40
ACY18	0.92	BC113	0.14	BC337	0.21	BF159	0.26	BSX19	0.24	MPSU06	0.56	OC73	1.15	T1P295	0.77	2G301	1.15	2N2925	0.25
ACY19	0.96	BC114	0.15	BC338	0.20	BF160	0.20	BSX20	0.23	N5545	0.52	OC74	0.63	T1P305	0.74	2G302	1.15	2N2926	0.16
ACY20	0.80	BC115	0.16	BC340	0.15	BF167	0.23	BSX21	0.23	NK7401	2.30	OC75	0.74	T1P315	0.82	2G303	1.15	2N2927	0.16
ACY21	0.86	BC116	0.17	BCY31	1.15	BF173	0.23	BTX06	0.44	NC403	0.99	OC76	0.63	T1S44	0.29	2N404	1.15	2N3055	0.58
ACY39	1.72	BC117	0.20	BCY32	1.15	BF177	0.28	BTY79/400R	1.99	NKT404	1.99	OC77	1.38	ZS170	0.24	2N696	0.29	2N3055	0.81
AD149	0.80	BC118	0.12	BCY33	1.04	BF178	0.28		3.67	OA5	1.09	OC81	0.74	ZS178	0.62	2N697	0.29	2N3440	0.69
AD161	0.52	BC125	0.18	BCY34	1.04	BF179	0.29	BU205	2.02	OA7	0.83	OC81Z	1.38	ZS271	0.26	2N698	0.35	2N3441	0.82
AD162	0.52	BC126	0.23	BCY39	3.45	BF180	0.35	BU206	2.50	OA10	0.74	OC82	0.74	ZS278	0.85	2N705	1.38	2N3442	1.26
AF106	0.52	BC135	0.16	BCY40	1.15	BF181	0.35	BU208	2.30	OA47	0.16	OC83	0.74	ZTX107	0.13	2N706	0.17	2N3614	1.73
AF114	0.86	BC136	0.17	BCY42	0.23	BF182	0.35	BY100	0.52	OA70	0.35	OC84	0.74	ZTX108	0.14	2N707	0.18	2N3702	0.13
AF117	0.86	BC137	0.17	BCY43	0.23	BF183	0.32	BY126	0.82	OA83	0.35	OC122	1.73	ZTX109	0.14	2N708	0.18	2N3703	0.13
AF117	0.86	BC147	0.09	BCY58	0.18	BF184	0.32	BY127	0.17	OA81	0.35	OC123	2.02	ZTX300	0.14	2N1131	0.30	2N3703	0.15
AF116	0.86	BC148	0.09	BCY70	0.17	BF185	0.29	BZX61	0.21	OA85	0.35	OC139	2.50	ZTX301	0.15	2N1132	0.30	2N3705	0.15
AF139	0.46	BC149	0.10	BCY71	0.20	BF194	0.10	Series		OA90	0.09	OC140	3.16	ZTX302	0.17	2N1302	1.15	2N3706	0.15
AF186	1.38	BC157	0.10	BCY72	0.15	BF195	0.10	BZY88	0.15	OA91	0.09	OC141	3.74	ZTX303	0.20	2N1303	0.86	2N3707	0.15
AF239	0.52	BC158	0.09	BCZ11	1.72	BF196	0.12	Series		OA95	0.09	OC170	1.15	ZTX304	0.22	2N1304	1.38	2N3708	0.12
AFZ21	0.16	BC159	0.12	BD115	0.52	BF197	0.14	CRS1/40	0.69	OA90	0.09	OC171	1.15	ZTX311	0.14	2N1305	1.03	2N3709	0.15
AF12	0.16	BC161	0.21	BD116	0.52	BF200	0.31	CRS3/06	0.52	OA92	0.09	OC172	1.15	ZTX312	0.14	2N1306	1.03	2N3710	0.12
ASV26	1.58	BC170	0.13	BD123	1.50	BF224	0.23	CRS3/40	0.86	OA211	1.15	OC201	2.02	ZTX500	0.15	2N1307	1.15	2N3711	0.12
ASV27	1.03	BC171	0.12	BD124	1.50	BF225	0.23			OA220	1.15	OC202	2.02	ZTX501	0.16	2N1308	2.30		

E130L	19.39	EF86	1.74	GXU1	16.10	PC97	1.38	QY5-3000A	UY41	1.44	5B254M	23.12	6EB8	2.44	12E14	34.50	5718	7.87
-------	-------	------	------	------	-------	------	------	-----------	------	------	--------	-------	------	------	-------	-------	------	------

A1834	10.35	E180C	6.56	EF89	1.81	GXU2	26.43	PC900	1.38	333.91	UY85	1.20	S2B55M	23.12	6E2W6	1.73	13E1	123.05	5725	5.62	
A2087	13.58	F180F	9.66	EF91	2.07	GUX3	30.49	PCB84	1.15	QZ06-20	30.48	V13E31	15.4	SC22	46.00	6E3	1.62	19H4	28.75	5726	3.62
F180C	10.35	F180C	6.68	EF92	2.07	GUX1	32.77	PCB85	1.38	9.96	5.75	XG1-2500	40.12	S1180E	1880.00	6E4	1.84	19H5	40.00	5727	5.42
A2134	10.86	E186F	12.58	EP93	1.15	GUX50	17.35	PCCB8	1.38	R17	1.89	XG2-6400115.50	5R4GY	2.30	6E28	1.33	20F28	1.33	30F28	5729	5.14
A2293	8.62	E188CC	9.40	EP94	1.24	GUX501	3.16	PCCB9	1.56	R18	1.89	XG5-500	28.52	5U4G	3.86	6E33	29.90	30C15	1.84	3771	4.98
A2426	17.63	E280F	25.88	EP95	6.27	GZ32	1.44	PCCB18	1.51	R19	1.38	XG2-640016.15	5U4GB	2.90	6H1	14.38	30C17	1.84	3773	4.66	
A2521	24.38	E283CC	9.02	EP98	1.44	GZ33	3.40	PCCB05	1.51	R20	1.96	XR1-1600A	5V4G	1.75	6H2N	1.21	30C18	1.84	5814A	4.28	
A2900	14.45	E288CC	18.04	EP183	0.92	GZ34	2.88	PCCB06	2.07	RG3-250	35.77	38.53	5Y3GT	0.98	6H3N	1.21	30F5	1.93	5840	5.00	
A3343	25.56	E289C	12.54	EP184	0.92	GZ37	4.60	PCCB2	2.07	RG3-250A	37.49	52.3	XR1-3200A	1.73	6H4	1.01	30F12	1.28	5846	13.86	
AZ31	1.26	EA76	2.30	EP185	12.65	EA51	1.38	PCCB8	1.15	RG3-1250	36.23	32.4G	XR1-3200A	1.73	6J4	6.10	30F12	2.07	5874	19.55	
AZ41	1.32	EABC80	1.80	EP80S	8.05	EA52	1.38	PCCB8	1.15	RG4-1250	43.75	93.15	524G7	1.75	6J6	6.21	30F14	1.84	5879	5.38	
BK448	106.03	EAC91	0.92	EH90	1.01	KT88	13.50	PCFB6	1.84	RG4-3000	89.64	164.23	6-30L2	1.79	6J7	8.07	30L1	1.15	5886	12.06	
BK484	143.35	EAF42	1.44	EK90	1.24	KTW61	2.02	PCFB7	1.84	RR3-250	33.54	164.23	6AB4	1.44	6K4N	1.44	30L15	2.07	5963	3.38	
B590	52.27	EAF901	2.02	EL32	1.73	EK91	2.02	PCF200	3.74	RR3-1250	94.83	164.23	6AB7	1.73	6K8G	1.50	30L17	2.07	5965	4.00	
B840	35.34	EAF901	2.02	EL32	1.73	EK91	2.02	PCF200	3.74	S11E12	4.03	164.23	6AB7	1.73	6K8G	1.50	30L17	2.07	5965	4.00	
BT5	52.61	EB91	1.01	EL34MTH	3.02	KTW63	2.02	PCF201	2.45	S11E12	4.03	164.23	6AB7	1.73	6K8G	1.50	30L17	2.07	5965	4.00	
BT17	96.83	EB93	2.02	EL34MTH	3.02	KTW63	2.02	PCF201	2.45	S11E12	4.03	164.23	6AB7	1.73	6K8G	1.50	30L17	2.07	5965	4.00	
BT19	32.78	EB4C1	1.44	EL36	1.84	M9081	11.30	PCFB05	1.84	STV280-4011.50	ZM1000	6.03	6AH6	5.52	6L6G	2.88	30P1	2.07	6058	4.02	
BT29	296.70	EB5C1	1.26	EL41	1.44	M9082	9.87	PCFB06	1.84	STV280-4011.50	ZM1001	6.19	6AK5	4.15	6L6GA	1.73	30P14	1.83	6059	4.00	
BT69	501.99	EB5C90	0.97	EL42	2.02	M9083	8.54	PCFB08	1.84	SU41	2.88	ZM1020	10.83	6AK6	2.81	6L6G1	2.24	30P15	2.07	6061	4.89
BT85	102.45	EBF90	0.96	EL43	2.02	M9084	8.54	PCL82	1.15	SU42	2.88	ZM1021	10.17	6AL5	1.01	6L6GC	2.88	35W4	0.69	6062	4.31
BT95	100.15	EBF93	0.97	EL44	2.02	M9085	8.54	PCL83	2.25	TD03-10	32.78	ZM1022	10.86	6AM4	2.81	6N2P	1.21	50C5	0.81	6063	4.20
CBL31	2.30	EBF89	0.97	EL84	1.15	M9086	4.29	PCL84	1.15	TD03-10	32.78	ZM1023	8.81	6AM5	8.21	6N2P	1.21	50C5	0.81	6063	4.20
CL33	2.30	EBL31	2.88	EL86	2.88	M9088	5.31	PCL85	1.15	TD03-10	32.78	ZM1024	22.26	6AM6	2.07	6N2P	1.21	50C5	0.81	6063	4.20
CY31	1.15	EC90	1.28	EL90	1.10	M9089	5.98	PCL86	1.24	TD03-29F	33.78	ZM1040	22.26	6AM7	2.07	6N2P	1.21	50C5	0.81	6063	4.20
CIK	21.30	EC91	8.89	EL91	8.21	M8100	9.49	PCL86/85	1.24	TD03-29F	33.78	ZM1041	19.16	6AN5	4.45	6N7	1.73	85A1	8.63	6067	4.92
CJA	23.23	EC92	1.44	EL95	1.51	M8136	9.75	PCL86/85	1.24	TD03-29F	33.78	ZM1042	20.46	6AN8A	3.97	6P25	4.14	85A2	2.65	6080	7.88
DA41	21.30	EC93	1.44	EL95	1.51	M8136	9.75	PD500	4.14	TD03-29F	33.78	ZM1043	20.46	6AN8A	3.97	6P25	4.14	85A2	2.65	6080	7.88
DA42	12.30	EC94	1.44	EL95	1.51	M8136	9.75	PD500	4.14	TD03-29F	33.78	ZM1043	20.46	6AN8A	3.97	6P25	4.14	85A2	2.65	6080	7.88
DA100	52.90	EC94	1.44	EL95	1.51	M8136	9.75	PD500	4.14	TD03-29F	33.78	ZM1043	20.46	6AN8A	3.97	6P25	4.14	85A2	2.65	6080	7.88
DAF91	0.46	EC881	1.01	EL821	11.46	M8144	4.31	PL81A	1.38	TD03-29F	33.78	ZM1043	20.46	6AN8A	3.97	6P25	4.14	85A2	2.65	6080	7.88
DAF96	1.15	EC882	0.82	EL822	12.55	M8149	5.86	PL82	1.38	TD03-29F	33.78	ZM1043	20.46	6AN8A	3.97	6P25	4.14	85A2	2.65	6080	7.88
DET22	32.78	EC883	1.01	EM34	5.75	M8161	10.36	PL83	2.25	TD03-29F	33.78	ZM1043	20.46	6AN8A	3.97	6P25	4.14	85A2	2.65	6080	7.88
DET24	52.90	EC884	1.01	EM34	5.75	M8161	10.36	PL83	2.25	TD03-29F	33.78	ZM1043	20.46	6AN8A	3.97	6P25	4.14	85A2	2.65	6080	7.88
DF91	0.46	EC885	1.38	EM81	1.15	M8161	10.36	PL83	2.25	TD03-29F	33.78	ZM1043	20.46	6AN8A	3.97	6P25	4.14	85A2	2.65	6080	7.88
DF96	1.15	EC886	2.30	EM84	1.15	M8160	5.29	PL508	2.07	TD03-29F	33.78	ZM1043	20.46	6AN8A	3.97	6P25	4.14	85A2	2.65	6080	7.88
DK91	1.21	EC888	2.07	EM85	1.44	M8195	4.25	PL509	3.73	TD03-29F	33.78	ZM1043	20.46	6AN8A	3.97	6P25	4.14	85A2	2.65	6080	7.88
DK32	1.44	EC889	1.88	EM87	1.73	M8196	4.25	PL519	1.73	TD03-29F	33.78	ZM1043	20.46	6AN8A	3.97	6P25	4.14	85A2	2.65	6080	7.88
DK36	1.26	EC891	10.27	EN32	16.28	M8204	6.57	PL801	1.27	TD03-29F	33.78	ZM1043	20.46	6AN8A	3.97	6P25	4.14	85A2	2.65	6080	7.88
DL12	1.38	EC892	1.90	EN32	16.28	M8204	6.57	PL801	1.27	TD03-29F	33.78	ZM1043	20.46	6AN8A	3.97	6P25	4.14	85A2	2.65	6080	7.88
DL94	1.38	EC897	2.02	EN32	16.28	M8204	6.57	PL801	1.27	TD03-29F	33.78	ZM1043	20.46	6AN8A	3.97	6P25	4.14	85A2	2.65	6080	7.88
DL96	1.26	EC898	2.59	EY51	2.01	M8212	12.47	PL802	3.43	TD03-29F	33.78	ZM1043	20.46	6AN8A	3.97	6P25	4.14	85A2	2.65	6080	7.88
DL510	9.48	ECF90	1.24	EY81	1.88	M8225	2.99	PY82	0.92	TD03-29F	33.78	ZM1043	20.46	6AN8A	3.97	6P25	4.14	85A2	2.65	6080	7.88
DL515	12.37	ECF82	1.38	EY83	2.02	M8248	13.32	PY83	0.81	TD03-29F	33.78	ZM1043	20.46	6AN8A	3.97	6P25	4.14	85A2	2.65	6080	7.88
DL516	12.37	ECF86	1.73	EY84	10.57	MU14	1.73	PY88	1.01	TD03-29F	33.78	ZM1043	20.46	6AN8A	3.97	6P25	4.14	85A2	2.65	6080	7.88
DL19	12.38	ECF87	1.32	EY86	0.96	MU19	58.65	PY500A	2.07	TD03-29F	33.78	ZM1043	20.46	6AN8A	3.97	6P25	4.14	85A2	2.65	6080	7.88
DM70	1.44	ECF88	1.32	EY88	1.32	M8213	3.80	PL803	3.43	TD03-29F	33.78	ZM1043	20.46	6AN8A	3.97	6P25	4.14	85A2	2.65	6080	7.88
DM71	1.44	ECF89	1.38	EY90A	2.23	M8214	3.80	PL803	3.43	TD03-29F	33.78	ZM1043	20.46	6AN8A	3.97	6P25	4.14	85A2	2.65	6080	7.88
DM160	3.96	ECF83	1.44	EY802	94	YX151	72.25	PY002-6	14.44	TD03-29F	33.78	ZM1043	20.46	6AN8A	3.97	6P25	4.14	85A2	2.65	6080	7.88
DY86/7	0.73	ECF84	1.47	EZ35	97	YX151	72.25	PY002-6	14.44	TD03-29F	33.78	ZM1043	20.46	6AN8A	3.97	6P25	4.14	85A2	2.65	6080	7.88
DY802	0.96	ECL80	1.15	EZ40	1.44	MX161	135.70	QVQ03-20A	20.13	TD03-29F	33.78	ZM1043	20.46	6AN8A	3.97	6P25	4.14	85A2	2.65	6080	7.88
E551	25.17	ECL81	1.73	EZ41	1.44	MX163	23.11	QVQ06-40A	47.15	TD03-29F	33.78	ZM1043	20.46	6AN8A	3.97	6P25	4.14	85A2	2.65	6080	7.88
E80CC	12.16	ECL82	0.96	EZ42	1.44	MX164	25.88	QVQ07-50	69.66	TD03-29F	33.78	ZM1043	20.46	6AN8A	3.97	6P25	4.14	85A2	2.65	6080	7.88
E80CF	10.93	ECL83	1.73	EZ43	0.96	MX165	142.60	QVQ07-50	69.66	TD03-29F	33.78	ZM1043	20.46	6AN8A	3.97	6P25	4.14	85A2	2.65	6080	7.88
E80F	14.19	ECL84	1.61	EZ90	1.38	MX168	48.30	QVQ07-50	69.66	TD03-29F	33.78	ZM1043	20.46	6AN8A	3.97	6P25	4.14	85A2	2.65	6080	7.88
E80L	13.98	ECL85	1.28	FW4-500	2.88	N78	10.35	QVQ07-50	69.66	TD03-29F	33.78	ZM1043	20.46	6AN8A	3.97	6P25	4.14	85A2	2.65	6080	7.88
E81CC	6.02	ECL86	1.38	FW4-800	2.88	OA2	2.13	QVQ06-40A	47.15	TD03-29F	33.78	ZM1043	20.46	6AN8A	3.97	6P25	4.14	85A2	2.65	6080	7.88
E81L	14.66	EF37A	4.02	GJ1371K	41.40	OA3	5.89	QVQ06-40A	47.15	TD03-29F	33.78	ZM1043	20.46	6AN8A	3.97	6P25	4.14	85A2	2.65	6080	7.88
E82CC	7.03	EF38	3.16	G551K	12.85	OA4	4.42	QVQ06-40A	47.15	TD03-29F	33.78	ZM1043	20.46	6AN8A	3.97	6P25	4.14	85A2	2.65	6080	7.88
E83CC	7.16	EF39	3.16	G551K	12.85	OA4	4.42	QVQ06-40A	47.15	TD03-29F	33.78	ZM1043	20.46	6AN8A	3.97	6P25	4.14	85A2	2.65	6080	7.88
E86C	12.48	EF41	2.30	G2402D	12																

400	0.18	7423	0.37
-----	------	------	------

[illegible]

**E. & O.E.**

\_\_\_\_\_



**8K ON BOARD MEMORY!**

5K RAM, 3K ROM or 4K RAM, 4K ROM (link selectable). Kit supplied with 3K RAM, 3K ROM. System expandable for up to 32K memory.

**2 KEYBOARDS!**

56 Key alphanumeric keyboard for entering high level language plus 16 key Hex pad for easy entry of machine code.

**GRAPHICS!**

64 character graphics option — includes transistor symbols! Only £18.20 extra!

**MEMORY MAPPED**

High resolution VDU circuitry using discrete TTL for extra flexibility. Has its own 2K memory to give 32 lines for 64 characters.

**KANSAS CITY**

Low error rate tape interface.

**PSI COMP 80**

**Z80 Based powerful scientific computer.**

**Design as published in WIRELESS WORLD**



Cabinet size 19.0" x 15.7" x 3.3"

Television not included in price

**2 MICROPROCESSORS**

Z80 the powerful CPU with 158 instruction including all 78 of the 8080, controls the MM57109 number cruncher. Functions include +, -, \*, /, squares, roots, logs exponentials, log functions, inverses, etc. Range 10-99 to 9 x 19-99 to 8 figures plus 2 exponent digits.

**EFFICIENT OPERATION**

Why waste valuable memory on sub routines for numeric processing? The number cruncher handles everything internally!

**RESIDENT BASIC**

With extended mathematical capability. Only 2K memory used but more powerful than most 8K Basics!

**1K MONITOR**

Resident in EPROM.

**SINGLE BOARD DESIGN**

Even keyboards and power supply circuitry on the superb quality double-sided plated through-hole PCB.

**COMPLETE KIT**

**NOW ONLY**

**£225 + VAT!**

The kit for this outstandingly practical design by John Adams published in a series of articles in Wireless World really is complete!

Included in the PSI COMP 80 scientific computer kit is a professionally finished cabinet, fibre-glass double sided, plated-through-hole printed circuit board, 2 keyboards PCB mounted for ease of construction, IC sockets, high reliability metal oxide resistors, power supply using custom designed toroidal transformer, 2K Basic and 1K monitor in EPROMS and, of course, wire, nuts, bolts, etc.

**KIT ALSO AVAILABLE AS SEPARATE PACKS**

For those customers who wish to spread their purchase or build a personalised system the kit is available as separate packs e.g. PCB (16" x 12.5") £43.20. Pair of keyboards £34.80. Firmware in EPROMS £30.00. Toroidal transformer and power supply components £17.60. Cabinet (very rugged, made from steel, really beautifully finished) £26.50. P.S. Will greatly enhance any other single board computer including OHIO SUPERBOARD for which it can be readily modified. Other packs listed in our FREE CATALOGUE.

**PSI COMP 80 Memory Expansion System**

Expansion up to 32K all inside the computer's own cabinet!

By carefully thought-out engineering a mother board with buffers and its own power supply (powered by the computer's transformer) enables up to 3 8K RAM or 8K ROM boards to be fitted neatly inside the computer cabinet. Connections to the mother board from the main board expansion socket is made via a ribbon cable.

**Mother Board:**

Fibre glass double sided plated through hole PCB 8.7" x 3.0" set of all components including all brackets, fixing parts and ribbon cable with socket to connect to expansion plug ..... **£39.90**

**8K Static RAM board**

Fibre glass double sided plated through hole PCB 5.6" x 4.8" ..... **£12.50**  
Set of components including IC sockets, plug and socket but excluding RAMs ..... **£11.20**  
2114L RAM (16 required) ..... **£4.50**  
Complete set of board, components, 16 RAMS ..... **£89.50**

**8K ROM board**

Fibre glass double sided plated through hole PCB 5.6" x 4.8" ..... **£12.40**  
Set of components including IC sockets, plug and socket but excluding ROMs ..... **£10.70**  
2708 ROM (8 required) ..... **£6.00**  
Complete set of board, components, 8 ROMs ..... **£68.50**

**OUR CATALOGUE IS FREE! WRITE OR PHONE NOW!**

**POWERTRAN ELECTRONICS**  
PORTWAY INDUSTRIAL ESTATE ANDOVER  
ANDOVER HANTS SP10 3NN (0264) 64455

**NEW!**

**ETI VOCODER**

**COMPLETE KIT**

**ONLY £195 + VAT**

Being published in Electronics Today International



Panel size 19.0" x 5.25". Depth 12.2"

**14 CHANNELS!**  
**NOISE GENERATOR!**  
**SLEW RATE CONTROL!**

**2 OSCILLATORS!**  
**voiced/unvoiced detector!**  
**LED PPM METERS!**

**Kit includes FREE foot control and test oscillator!**

Like all our kits, the ETI VOCODER really is complete — fully finished metalwork, professional quality components (all resistors 2% metal oxide), nuts, bolts, etc. — even a 13A plug!

**MANY MORE KITS**

**ON PAGES 103, 105**

**POWERTRAN**

**Value Added Tax not included in prices**

**PRICE STABILITY:** Order with confidence! Irrespective of any price changes we will honour all prices in this advertisement until October 31st, 1980, if this month's advertisement is mentioned with your order. Errors and VAT rate change excluded.

**EXPORT ORDERS:** No VAT. Postage charged at actual cost plus £1 handling and documentation.

**U.K. ORDERS:** Subject to 15% surcharge for VAT. NO charge is made for carriage. Or current rate if changed.

**SECURICOR DELIVERY:** For this optional service (U.K. mainland only) add £2.50 (VAT inclusive) per kit.

**SALES COUNTER:** If you prefer to collect your computer from the factory. Call at Sales Counter, Open 9 a.m.-12 noon, 1-4.30 p.m. Monday-Thursday.



# Z & I AERO SERVICES LTD.

Head Office: 42-44A-46 WESTBOURNE GROVE, LONDON W2 5SF  
Tel. 727 5641 Telex 261306

RETAIL SHOP  
85 TOTTENHAM COURT ROAD, W.1  
Tel. 580-8403

## SPECIAL OFFER OF BRAND NEW USSR MADE MULTIMETERS



TYPE	U4313	U4315
Sensitivity D.C.	20,000 o.p.v.	20,000 o.p.v.
Sensitivity A.C.	2,000 o.p.v.	2,000 o.p.v.
D.C. Current	60µA-1.5A	50µA-2.5A
A.C. Current	0.6mA-1.5A	0.5mA-2.5A
D.C. Volts	75mV-600V	75mV-1000V
A.C. Volts	15V-600V	1V-1000V
Resistance	1K-1M	300Ω-500kΩ
Capacity	0.5µF	0.5µF
Accuracy	1.5% D.C. 2.5% A.C.	2.5% D.C. 4% A.C.

Price complete with pressed steel carrying case and test leads  
Packing and postage (U.K.)

£10.50  
£1.50



### TYPE U4324

D.C. Current:	0.06-0.6-60-600mA-3A
A.C. Current:	0.3-3-30-300mA-3A
D.C. Voltage:	0.6-1.2-3-12-30-60-120-600-1200V
A.C. Voltage:	3-6-15-60-150-300-600-900V
Resistance:	500Ω-5-50-500kΩ
Accuracy:	D.C. 2.5% A.C. 4% (of F.S.D.)

PRICE complete with test leads and fibreboard storage case **£9.50**  
Packing and postage (U.K.) £1.20

### TYPE U4323

#### COMBINED WITH SPOT FREQUENCY OSCILLATOR



Sensitivity:	20,000Ω/V
Voltage ranges:	2.5-1000V A.C./D.C.
Current ranges:	0.05-500mA D.C. only
Resistance:	5Ω-1MΩ
Accuracy:	5% F.S.D.
Oscillator output:	1kHz 50/50 squarewave 465KHz sinewave modulated by 1KHz squarewave

PRICE, in carrying case, complete with leads and manual **£8.00**

Packing and postage (U.K.) £1.00

### TYPE U4341

#### COMBINED MULTIMETER AND TRANSISTOR TESTER



Sensitivity:	16,700Ω/V D.C., 3,300Ω/V A.C.
Current:	0.06-0.6-6-60-600mA D.C., 0.3-3-0-30-300mA A.C.
Voltage:	0.3-1.5-6-30-60-150-300-900V D.C. 1.5-7.5-30-150-300-750V A.C.
Resistance:	2-20-200kΩ-2MΩ
Transistors:	Collector cut-off current 60µA max D.C. current gain 10.350 in two ranges

PRICE, complete with steel carrying case, test lead, battery and instruction manual **£9.50**  
Packing and Postage (U.K.) £1.50

THIS OFFER IS VALID ONLY FOR ORDERS ACCOMPANIED BY REMITTANCE WHICH SHOULD INCLUDE DELIVERY CHARGES AS INDICATED AND 15% V.A.T. ON THE TOTAL

OUR 1980 CATALOGUE/PRICE LIST OF VALVES, SEMICONDUCTORS AND PASSIVE COMPONENTS IS AVAILABLE. PLEASE SEND P.O. for £0.60 FOR YOUR COPY

WW-034 FOR FURTHER DETAILS

## MONEY SAVING BARGAIN EX-STOCK FROM US

### J.V.C. BELT DRIVEN TURNTABLE WITH STEREO MAGNETIC AUDIO TECHNICA CARTRIDGE



#### LIST PRICE OVER £50

J.V.C. turntable supplied complete with an Audio Technica AT10 stereo magnetic cartridge.

- \* 'S' shaped tone arm. Belt driven.
- \* Full-size 12" platter.
- \* Calibrated counter balance weight (0.3 grms.).
- \* Anti-skate (bias) device.
- \* Size 12 1/2" x 15 1/4".
- \* Modern design.

LIMITED STOCKS **£25.99**

PLUS VAT £3.89 Post £2.50

## GEC HIGH QUALITY STEREO

### 10 + 10 watt AMPLIFIER WITH AM/FM STEREO TUNER IDEAL FOR THE HOME

A cancelled export order brings you this offer from the world-famous firm of G.E.C.

AM/FM stereo Tuner Amplifier  
Ready built. Tuner/pre-amp. board and separate power supply/power amp. board  
Rotary Controls: Tuning, on/off volume, balance, treble, bass. Stereo Beacon indicator.  
Push-button Controls. Mono, Tape, Disc, A.F.C., F.M. (VHF), LW, MW, SW.  
WIRING DIAGRAM SUPPLIED

Power Output: 7 watts RMS per channel, at better than 2% THD into 8 ohms. 10 watts speech and music.  
Frequency Response: 60Hz-20KHz within ± 3dB.  
Tape Sensitivity: Output — typically 150 mv. Input — 300 mv for rated output.  
Disc Sensitivity: 100 mv (ceramic cartridge)  
Radio: FM (VHF) 87.5MHz-108MHz.  
Long Wave 145KHz-265KHz  
Medium Wave 520KHz-1620KHz  
Short Wave 5.0KHz-16MHz.  
Size: Tuner — 2 1/4in. x 15in. x 7 1/2in. Power Amp — 2in. x 7 1/2in. x 4 1/2in.

LOW  
PRICE  
OFFER



ON/OFF BALANCE, TREBLE, BASS, MONO TAPE Phono AFC FM LW MW SW Tuning. Volume

#### Fully Guaranteed Ex-Stock


SUITABLE  
SPEAKERS  
IN CABINETS

PAIR  
10 WATTS  
£19.95  
INC. VAT

POST  
£2.50 Pair

ONLY  
**£19.95**  
+ VAT £2.99  
CARRIAGE £2.50


## CAR STEREO CASSETTE MECHANISM made for MOTOROLA



- \* Front loading 12-volt transistorised
- \* Speed and voltage control
- \* Ex-equipment tested — guaranteed

- \* Limited stocks
- \* Uses standard C60 cassettes

ONLY **£7.50**  
INC. VAT  
POST 80p



**Henry's**

Phone (01) 723 1008/9  
404 Edgware Road, London W2, England I.E.D.



PRO M25 Professional capacitor boom-arm microphone by Eagle.  
A graceful 60 cm boom-arm capacitor studio microphone using a cardioid capsule. A high standard of finish for in-vision use and yet robust enough to withstand long periods between maintenance. Supplied complete with 1 red and 1 black windshield and 6 metres of twin screened cable terminating at the microphone and in an XLR connector.  
Impedance: 600 ohms (floating). Response: 20-18,000 Hz. Sensitivity: — 70 dBV.  
Cable: 6 metres two conductor shielded. Connector: XLR 3-11C. Battery type: HP7.

LIST PRICE  
£37.40  
OUR PRICE  
**£19.95**  
inc VAT  
POST £1.50




# TRANSCENDENT DPX

**DIGITALLY CONTROLLED, TOUCH SENSITIVE, POLYPHONIC, MULTI-VOICE SYNTHESIZER**

**Another superb design by synthesizer expert Tim Orr — published in Electronics Today International**

The Transcendent DPX is a really versatile new 5 octave keyboard instrument. There are two audio outputs which can be used simultaneously. On the first there is a beautiful harpsichord or reed sound — fully polyphonic, i.e. you can play chords with as many notes as you like. On the second output there is a wide range of different voices, still fully polyphonic. It can be a straightforward piano or a honky tonk piano or even a mixture of the two! Alternatively you can play strings over the whole range of the keyboard or brass over the whole range of the keyboard or should you prefer — strings on the top of the keyboard and brass at the lower end (the keyboard is electronically split after the first two octaves) or vice versa or even a combination of strings and brass sounds simultaneously. And on all voices you can switch in circuitry to make the keyboard touch sensitive! The harder you press down a key the louder it sounds — just like an acoustic piano. The digitally controlled multiplexed system makes practical touch sensitivity with the complex dynamics law necessary for a high degree of realism. There is a master volume and tone control, a separate control for the brass sounds and also a vibrato circuit with variable depth control together with a variable delay control so that the vibrato comes in only after waiting a short time after the note is struck for even more realistic strong sounds.



Cabinet size 36.3" x 15.0" x 5.0" (rear) 3.3" (front)

**COMPLETE KIT ONLY £299 +VAT**

To add interest to the sounds and make them more natural there is a chorus/ensemble unit which is a complex phasing system using CCD (charge coupled device) analogue delay lines. The overall effect of this is similar to that of several acoustic instruments playing the same piece of music. The ensemble circuitry can be switched in with either strong or mild effects. As the system is based on digital circuitry digital data can be easily taken to and from a computer (for storing and playing back accompaniments with or without pitch or key change, computer composing, etc., etc.)

Although the DPX is an advanced design using a very large amount of circuitry, much of it very sophisticated, the kit is mechanically extremely simple with excellent access to all the circuit boards which interconnect with multiway connectors, just four of which are removed to separate the keyboard circuitry and the panel circuitry from the main circuitry in the cabinet. The kit includes fully finished metalwork, solid teak cabinet, professional quality components (all resistors 2% metal oxide), nuts, bolts, etc., even a 13A plug!

## POWERTRAN

**MANY MORE KITS ON PAGE 105. MORE KITS AND ORDERING INFORMATION ON PAGE 101**

## TRANSCENDENT 2000 SINGLE BOARD SYNTHESIZER


**LIVE PERFORMANCE SYNTHESIZER DESIGNED BY CONSULTANT TIM ORR (FORMERLY SYNTHESIZER DESIGNER FOR EMS LIMITED) AND FEATURED AS A CONSTRUCTIONAL ARTICLE IN ELECTRONICS TODAY INTERNATIONAL.**

The TRANSCENDENT 2000 is a 3 octave instrument transposable 2 octaves up or down giving an effective 7 octave range. There is portamento, pitch bending, a VCO with shape and pitch modulation, a VCF with both low and high pass outputs and a separate dynamic sweep control, a noise generator and an ADSR envelope shaper. There is also a slow oscillator, a new pitch detector, ADSR repeat, sample and hold, and special circuitry with precision components to ensure tuning stability amongst its many features.

The kit includes fully finished metalwork, fully assembled solid teak cabinet, filter sweep pedal, professional quality components (all resistors either 2% metal oxide or 1/2% metal film) and it really is complete — right down to the last nut and bolt and last piece of wire! There is even a 13A plug in the kit — you need buy absolutely no more parts before plugging in and making great music! Virtually all the components are on the one professional quality fibreglass PCB printed with component locations. All the controls mount directly on the main board, all connections to the board are made with connector plugs and construction is so simple it can be built easily in a few evenings by almost anyone capable of neat soldering! When finished you will possess a synthesizer comparable in performance and quality with ready-built units selling for many times the price.

**COMPLETE KIT  
ONLY  
£168.50 + VAT!**

Comprehensive handbook supplied with all complete kits! This fully describes construction and tells you how to set up your synthesizer with nothing more elaborate than a multi-meter and a pair of ears!



Cabinet size 24.6" x 15.7" x 4.8" (rear) 3.4" (front)



**SPECIAL  
OFFER  
YOU MUST  
NOT MISS**

**SAFGAN  
OFFERS  
ST-45  
SINGLE TRACE  
OSCILLOSCOPE**

**AT ONLY**

**£127  
+ V.A.T.**

**P. & P. FREE  
TILL OCT. 10**



### ST-45 SIMPLY SUPERIOR

#### FEATURES

- 10mV/div ● 5MHz ● 4" CRT ● 1-YR. GUARANTEE
- TIME BASE: 200ns/div—250 ms/div
- TRIGGER LEVEL; ± SLOPE; BRIGHT LINE AUTO. SENSITIVITY: INT 0.5 div. EXT 100 mv
- SIZE: H.215mm W.165mm D.280mm. WEIGHT 4kg (10lb.)

PROBE switched (XI-REF-XIO) £11.50 + V.A.T.; BNC to 4mm Socket Adaptor £2.95 + V.A.T.

ORDERS TO: **SAFGAN ELECTRONICS LTD.**  
56 Bishop's Wood, St. John's, Woking, Surrey, GU21 3QB  
Tel: Woking 66836 or Woking 69560 till 1 p.m.

OFFICIAL GOVERNMENT AND EDUCATIONAL ORDERS ACCEPTED

WW — 090 FOR FURTHER DETAILS

## POSITIVE RESIST COATED LAMINATE Direct from MANUFACTURER

for high quality printed circuit production —  
compatible with all positive working  
systems.

### Ex Stock Delivery

PRICE EACH	SINGLE SIDED	DOUBLE SIDED
4" x 6"	£0.99	£1.08
6" x 8"	£1.23	£1.38
8" x 9"	£2.59	£2.93

All packed individually.

Cash with order only.

All prices inclusive of V.A.T. and Delivery.



**KELAN ENGINEERING LTD**  
27-29 Leadhall Lane, Harrogate,  
North Yorks. HG2 9NJ.

WW — 101 FOR FURTHER DETAILS

## NEW PRICES ON MEMORIES

### STRUTTS prices down again

	1+	50+	100+
2114-300ns 1K x 4 SRAM	3.33	2.77	2.40
4116-200ns 16K x 1 DRAM	3.60	3.00	2.60
2708-450ns 1K x 8 EPROM	4.39	4.00	3.70
2516-sv 2K x 8 EPROM	9.99	8.62	7.47
2532-450ns 4K x 8 EPROM	29.90	28.40	24.70
Carter ASCII Keyboard			£39.50
AY-5-1013 UART			£2.60


Please add 50p Postage and 15% VAT to all orders.

## STRUTT LTD.

(ELECTRONIC COMPONENTS  
DISTRIBUTORS)

3C Barley Market Street  
Tavistock, Devon PL19 0JF  
Tel. Tavistock 0822-5439/5548  
Telex 45263

### Exhibiting at International Broadcasting Convention Brighton, September 20-23



**PPM3**  
drive circuit to IEC268-10A, BS4297, draft BS5428-9.  
Unbalanced input. May be used in equipment which will be  
required to pass IBA Code of Practice inspection.

**PPM2** drive circuit under licence from the BBC. Balanced  
inputs. Approved for critical programme monitoring by IBA,  
EBU and BPO.

**SUM AND DIFFERENCE** changeover board to suit PPM2  
or BBC ME12/9.

**ERNEST TURNER** high quality movements 640, 642, 643  
and TWIN with flush mounting adaptors and illumination kits  
from stock.

Peak Deviation Meter ★ Programme and Deviation Chart  
Recorders ★ Stereo Disc Amplifier 2 and 3 ★ Moving Coil  
Preamplifier ★ 10 Outlet Distribution Amplifier ★ Stabilizer ★  
Fixed Shift Circuit Boards.

## SURREY ELECTRONICS

The Forge, Lucks Green, Cranleigh, Surrey GU6 7BG  
Tel: 04866 5997

### Post-HNC Endorsement in Television Technology

A postgraduate endorsement course in Television Engineering,  
recognised by the IEE, for students of engineering at HNC or degree  
level.

18.00-21.00 Wednesday evenings

Course fee: £14

Enrolment:

23 September 17.30-19.00

24 September 17.30-19.00

Further details from and enrolments at:  
The Registry  
School of Engineering and Science  
PCL, 115 New Cavendish Street, W1M  
8JS  
Tel: 01-486 5811, ext. 6234

The Polytechnic


**pcl**  
of Central London



## MPA 200 100 WATT (rms into 8Ω) MIXER/AMPLIFIER

Featured as a constructional article in ETI, the MPA 200 is an exceptionally low priced — but professionally finished — general purpose high power amplifier. It features an adaptable input mixer which accepts a wide range of sources such as a microphone, guitar, etc. There are wide range tone controls and a master volume control. Mechanically the MPA 200 is simplicity itself with minimal wiring needed making construction very straightforward.

The kit includes fully finished metalwork, fibreglass PCBs, controls, wire, etc. — complete down to the last nut and bolt.



Panel size 19.0" x 3.5". Depth 7.3"

**COMPLETE KIT  
ONLY**

**£49.90 + VAT!**

**MATCHES THE  
CHROMATHEQUE 5000  
PERFECTLY!**

## CHROMATHEQUE 5000 5 CHANNEL LIGHTING EFFECTS SYSTEM

This versatile system featured as a constructional article in ELECTRONICS TODAY INTERNATIONAL has 5 frequency channels with individual level controls on each channel. Control of the lights is comprehensive to say the least. You can run the unit as a straightforward sound-to-light or have it strobe all the lights at a speed dependent upon music level or front panel control or use the internal digital circuitry which produces some superb random and sequencing effects. Each channel handles up to 500W and as the kit is a single board design wiring is minimal and construction very straightforward.

Kit includes fully finished metalwork, fibreglass PCB controls, wire, etc. — Complete right down to the last nut and bolt!

**COMPLETE KIT  
ONLY**

**£49.50 + VAT!**




Panel size 19.0" x 3.5". Depth 7.3"

# POWERTRAN


**SYNTHESIZER KITS ON PAGE 103. MORE KITS AND ORDERING  
INFORMATION ON PAGE 101.**

All kits also available as separate packs (e.g. PCB, component sets, hardware sets, etc.). Prices in our FREE CATALOGUE.



**DE LUXE EASY TO BUILD LINSLEY HOOD  
75W STEREO AMPLIFIER £99.30 + VAT**

This easy to build version of our world-wide acclaimed .75W amplifier kit based upon circuit boards interconnected with gold plated contacts resulting in minimal wiring and construction delightfully straightforward. The design was published in Hi-Fi News and Record Review and features include rumble filter, variable scratch filter, versatile tone controls and tape monitoring while distortion is less than 0.01%.



**T20 + 20 20W STEREO AMPLIFIER £33.10 + VAT**

This kit, based upon a design published in Practical Wireless, uses a single printed circuit board and offers at very low cost, ease of construction and all the normal facilities found on quality amplifiers. A 30 watt version of this kit (T30 + 30) is also available for **£38.40 + VAT**.

**MATCHING TUNERS — See our FREE CATALOGUE!**

Above 2 kits are supplied with fully finished metalwork, ready assembled high quality teak veneer cabinet, cable, nuts, bolts, etc. and full instructions — in fact everything!

## BLACK HOLE


**MUSIC EFFECTS DEVICE — AS FEATURED  
IN ELECTRONICS TODAY INTERNATIONAL!**

The BLACK HOLE designed by Tim Orr, is a powerful new musical effects device for processing both natural and electronic instruments, offering genuine VIBRATO (pitch modulation) and a CHORUS mode which gives a "spacey" feel to the sound achieved by delaying the input signal and mixing it back with the original. Notches (HOLES), introduced in the frequency response, move up and down as the time delay is modulated by the chorus sweep generator. An optional double chorus mode allows exciting antiphase effects to be added. The device is floor standing with foot switch controls, LED effect selection indicators, has variable sensitivity, has high signal/noise ratio obtained by an audio compander and is mains powered — no batteries to change! Like all our kits everything is provided including a highly superior, rugged steel, beautifully finished enclosure.

**COMPLETE KIT ONLY £49.80 + VAT (single delay line system)**

De Luxe version (dual delay line system) also available for **£59.80 + VAT**

Cabinet size 10.0" x 8.5" x 2.5" (rear) 1.8" (front)





# there are transformers and...



**OEM** — let Drake Transformers advise you on a component specification and design to solve that special problem. Pre-production prototypes and development undertaken as necessary.

Well known over a quarter century for personal service and high-quality products, Drake specialise in the design and manufacture of transformers and other wound components for large and small quantity production.

Expertise and service put **DRAKE TRANSFORMERS** in a class of their own.


### DRAKE TRANSFORMERS LIMITED

South Green Works Kennel Lane  
Billericay Essex CM11 2SP

Telephone: Billericay (02774) 51155  
Telex: 99426 (prefix Drake)

WW-086 FOR FURTHER DETAILS

## Quantum Electronics



### PRE-AMP: KIT £70.95, BUILT £80.41

The most cost-effective pre-amplifier available. It provides a perfect match for any cartridge, moving coil or magnetic and also accepts auxiliary and 2- or 3-head tape machine with outstanding technical performance from an elegant circuit configuration. The kit requires **no soldering** and takes only about 15 minutes. The module is available separately at £51.75. We also have separate mains supplies for the pre-amplifier in kit form and ready-built, and modules/hardware for moving coil head amps.

### POWER AMPS: KITS FROM £87.28, BUILT £131.27

There are two stereo and four mono 'domestic' power amplifiers from 45W to 200W/8 ohms, ready built or in kit form. The kits use built and tested printed circuit boards and require only simple assembly and point-to-point wiring.

Exemplary specification includes t.h.d. less than .01% at 1kHz, slew rate greater than 30V/μs, noise greater than 110dB, fully protected against overload, unconditionally stable.

**45W channel: kit, P2, £87.28; built, 202, £131.27**

**110W/channel: kit, P4, £109.42; built, 204, £153.42**

### POWER AMP MODULES AND SUPPLIES

**QE 1708, 1704, £31.96**

**QE 1004, £20.69**



**M1504, 1508, £35.79 M2603, £50.28**  
**M854, £26.00 M2308, £53.96**

We offer a wide range of power amplifier modules to suit virtually any application with a performance that is unbeatable at the price. Using circuitry basically identical to our widely acclaimed amplifiers above, they are available in both the popular 'L' bracket versions for 60 to 170W 'module rating' for medium duty use and also in high dissipation formats using separate heatsinks for ultimate reliability at up to 260W r.m.s. Matching power supplies using toroidal transformers (available separately up to 500VA!) are available.

### ★ EXCELLENT TRADE PRICES ★

We also build rack mounting power amplifiers, sub-assemblies and special modules to individual specifications. Please telephone with your enquiry.

### NEW DELUXE SPEAKER KITS



**SYSTEM 1**  
£69.00



**SYSTEM 2**  
£89.00



**SYSTEM 3**  
£159.00



**SYSTEM 4**  
£359.00

#### PRICES PER PAIR INC. BAFFLES


Have you wondered why the existing sources of speaker kits offer a bewildering choice of systems, particularly combinations of 200mm bass unit and tweeter? Don't they know which ones are best? If so, why bother with the rest! Well we have sorted out these super kits so you can order in confidence, knowing you get our full endorsement of their performance and value. The kits incorporate professionally finished front baffles with the drive units already mounted so all the fiddly work is done for you. All that is left to do is to make a simple box. Crossover networks, foam and terminals are included. Systems 1 and 2 use a 200mm bass and 25mm dome tweeter from Son Audax, System 2 being a reflex design that we enthusiastically recommend. System 3 is a competitive 3-way I.B. using Seas bass and mid with a Son Audax tweeter, cleverly incorporating a stand at the bottom of the enclosure, as does System 4, undoubtedly the best kit on the market, using a Volt 250mm bass driver with a 250mm ABR on the rear baffle (also supplied), a modified Peerless mid and Son Audax tweeter. We will also be retailing selected drive units at competitive prices, e.g. Son Audax 200mm bass, 20B25J4 **£13.50**; 25mm tweeter, HD100D25, **£9.00**.

All our prices include V.A.T. and delivery. Export no problem — please send for a specific quote by return. All equipment can be wired for 110V mains. Please send a large S.A.E. or dollar bill for our full information and review reprints.

**PLEASE NOTE THE ADDRESS OF  
OUR NEW LARGER PREMISES:  
8 ALBION STREET, LEICESTER  
Tel: (0533) 546198**



# Why Scopex?



4D-10B

4D-25

4S6

## There's a range of answers.

There's something every one of our scopes has in common. Great accuracy, tremendous reliability and keener pricing, plus free delivery on UK mainland.

Take the new 4D-10B. The fully stabilised power supply gives 3% accuracy. There's a full XY facility using CMOS IC'S for extra reliability, Z modulation for brightening or dimming the trace, 10MHz scan at full bandwidth over the full screen area, trace locate and TV field trigger. At £210.00\* it's astonishing value.

Or the 4D-25. A dual trace model with DC-25MHz bandwidth and 10mV/cm sensitivity. Signal delay allows you to trigger from and see the leading edge of any signal. Trigger level and slope are selected on one dual function control. 3% accuracy and still only £360.00\*.

Plus the 4S6 single beam 6MHz bandwidth model with easy to use controls. 10mV sensitivity and timebase range of 1  $\mu$ s to 100ms/cm. Lightweight, compact and a very good price. £144.00\*.

Return the coupon for full details of the range that gives you a lot more scope.

\*UK list price excluding VAT.

**SCOPEX**

Scopex Sales,  
Pixmore Avenue, Letchworth, Herts SG6 1JJ.  
Tel: (04626) 72771.

Please send me full details of the Scopex range.

Name

Company

Address

Tel:  WW 9/80



# RADIO AND TELEVISION SERVICING 1979-80 MODELS

## Editor

**R N Wainwright, T.Eng. (CEI), F.S.E.R.T.**

*The latest volume in the RADIO AND TELEVISION SERVICING series –*

★ **Bigger than ever – over 900 pages**

★ **Quick reference to hundreds of models**

★ **Essential service information – Television (Colour and Monochrome) Radio – (Portables, Clock Radios, Cassettes, In-car, Unit Audio, Record Players)**

★ **Latest design techniques described**

★ **Receiver adjustment and alignment**

★ **Manufacturers' recommended modifications**

Makes covered in this volume: *Television Receivers:* Bush, Crown, Decca, Ferguson, G.E.C., Grundig, Hitachi, I.T.T., Mitsubishi, Murphy, Philips, Plustron, Pye, Sanyo, Sony, T.C.E., Telefunken, Teleton, Ultra

*Radio Receivers:* Bush, Crown, Dynatron, Ferguson, Fidelity, Grundig, Murphy, National, Philips, Pye, Roberts, Sanyo, Sharp, Sony, Ultra, Waltham

**An essential reference book for all service engineers**

**£14.50 14 August**

Special price for six-volume set £58.00 (including p&p)

Consisting of vols. 74/75, 75/76, 76/77, 77/78, 78/79, 79/80

Previous volumes still available individually

Enquiries to Sales Dept. Macdonald Futura

From booksellers or, in case of difficulty, please use the form below.

To: The Sales Dept, Macdonald Futura Publishers Ltd,  
8 Shepherdess Walk, London N1

Please send me \_\_\_\_\_ copy(ies) of RADIO AND TELEVISION SERVICING 1979-80 Models at £14.50 per copy (post paid). I enclose my cheque/PO for £\_\_\_\_\_

(made payable to Macdonald Futura Publishers Ltd) or debit

my ☐ Access ☐ American Express ☐ Barclay Card

☐ Diners Club

My card number is \_\_\_\_\_

Signature \_\_\_\_\_ Date \_\_\_\_\_

GIRO A/C No. 205/4221

Name \_\_\_\_\_

Address \_\_\_\_\_

*Please allow 28 days for delivery.*

**Macdonald** A Division of Macdonald Futura Publishers Ltd

WW — 009 FOR FURTHER DETAILS

**RADIO SHACK LTD for DRAKE**



TR-7 Transceiver

Ham Bands with 1.5-30 MHz receive with built-in 150 MHz frequency counter plus option of 0-1.5 MHz receive and/or any transceiving application 1.8-30 MHz.

## RADIO SHACK LTD

For Communications equipment including Trio products and Trio testgear.

We are situated just around the corner from West Hampstead Underground Station (Bakerloo line). A few minutes' walk away is West Hampstead Midland Region station and West End Lane on the Broad Street Line. We are on the following Bus routes: 28, 59, 159. Hours of opening are 9-5 Monday to Friday. Closed for Lunch 1-2. Saturday we are open 9-12.30 only. World wide exports.

**DRAKE ★ SALES ★ SERVICE**

## RADIO SHACK LTD

**188 BROADHURST GARDENS, LONDON NW6 3AY**


Giro Account No. 588 7151. Telephone: 01-624 7174

Cables: Radio Shack, London, NW6. Telex: 23718

WW — 025 FOR FURTHER DETAILS

## MARKING PENS

*with fluorescent colour inks*



A range of marking pens is available in ten colours for permanent and removable markings. The inks are highly fluorescent, electrically non-conductive and can be used for marking metal, plastic, fabric or through an oily film.

**STANDARD PNEUMATIC MOTOR CO.**

**35 Stafford Road, Weston-super-Mare, Avon BS23 3BN**

**Tel. No. 0934 417803. Telex 449460**

WW—110 FOR FURTHER DETAILS



# Conquer the chip.

Be it a career, hobby or interest, like it or not the Silicon Chip will revolutionise every human activity over the next ten years.

Knowledge of its operation and its use is vital. Knowledge you can attain, through us, in simple, easy to understand stages.

Learn the technology of the future today in your own home.

## MASTER ELECTRONICS LEARN THE PRACTICAL WAY BY SEEING AND DOING

- Building an oscilloscope. ● Recognition of components.
- Understanding circuit diagrams. ● Handling all types Solid State 'Chips'.
- Carry out over 40 experiments on basic circuits and on digital electronics.
- Testing and servicing of Radio, T.V., Hi-Fi and all types of modern computerised equipment.

## MASTER COMPUTERS

LEARN HOW TO REALLY UNDERSTAND COMPUTERS, HOW THEY WORK - THEIR 'LANGUAGE' AND HOW TO DO PROGRAMS.

- Complete Home Study library. ● Special educational Mini-Computer supplied ready for use. ● Self Test program exercise.
- Services of skilled tutor available.

## MASTER THE REST

- Radio Amateurs Licence. ● Logic/Digital techniques.
- Examination courses (City & Guilds etc.) in electronics.
- Semi-conductor technology.
- Kits for Signal Generators - Digital Meters etc.

Please send your **FREE** brochure without obligation to:-  
Name .....  
Address .....  
BLOCK CAPS PLEASE

I am interested in:-  
PRACTICAL ELECTRONICS .....  
COMPUTER TECHNOLOGY .....  
OTHER SUBJECTS .....  
(please state your interest)


**BRITISH NATIONAL RADIO & ELECTRONICS SCHOOL**  
4 CLEVELAND ROAD, JERSEY, CHANNEL ISLANDS.

# Incredible Quality Incredible Performance Incredible Price!!!



**HM312 Dual Trace Oscilloscope.**  
DC-20MHz.  
Sensitivity 5mV-20V/cm  
Time base range 0.5uS-0.2S/cm with x5 horiz mag to 100nS/cm.  
CRT screen 8x10cm. Full XY using chII as X input.  
Bandwidth 2.3 MHz.  
TV trigger.

## £250



**HM512 Dual Trace Oscilloscope with delayed sweep.**  
DC-50MHz.  
Sensitivity 5mV-20V/cm Time base range 0.1uS-2.0S/cm with x5 horiz mag to 20nS/cm.  
Delay ranges 7 decade steps 100ns-1S with fine control CRT screen 8x10cm. Full XY using chII as x input, bandwidth 4 MHz. Z input. Delay line allows viewing of leading edge. Vertical overscan indicated by 2 LED's.

## £580

Other models available.  
HM307 10MHz plus component tester. £149.00  
HM412 20 MHz with sweep delay. £350.00  
HM812 50 MHz storage. £1458.00

All scopes can be fitted with a long persistence CRT at extra cost.

# World-beating Oscilloscope Offers FROM Electronic Brokers

49-53 Pancras Road,  
London NW1 2QB

Tel: 01-837 7781. Telex: 298694  
Prices do not include carriage or VAT.

WW - 102 FOR FURTHER DETAILS

## TRANSFORMERS

12 OR 24V OR 12-0-12V				
Ref.	12V	24V	Price	P&P
111	0.5	0.25	2.42	0.52
213	1.0	0.5	2.90	0.90
71	2	1	3.86	0.90
18	4	2	4.46	1.10
85	0.5	2.5	6.16	1.10
70	6	3	6.99	1.10
108	8	4	8.16	1.31
72	10	5	8.83	1.31
116	12	6	9.89	1.52
17	16	8	11.79	1.52
115	20	10	15.38	2.39
187	30	15	19.72	2.39
226	60	30	40.41	O.A.

**30 VOLT RANGE**  
Sec Voltages available 3, 4, 5, 6, 8, 9, 10, 12, 15, 18, 20, 24, 30V or 12V-0-12V or 15V-0-15V.

Ref.	Amps	Price	P&P
112	0.5	2.90	0.90
79	1.0	3.93	1.10
3	2.0	6.35	1.10
20	3.0	8.52	1.31
21	4.0	8.79	1.31
51	5.0	10.86	1.52
117	6.0	12.29	1.67
88	8.0	16.45	1.89
89	10.0	18.98	1.89
90	12.0	21.09	2.24
91	15.0	24.18	2.39
92	2.0	32.40	O.A.

**BASED AUTO TRANSFORMERS**  
240V cable in 115V USA flat pin outlet.

VA	Price	P&P	Ref.
20	6.55	1.03	56W
75	8.50	1.31	64W
150	11.00	1.31	4W
250	13.88	1.67	89W
500	20.13	1.89	67W
1K	30.67	2.65	84W
2K	64.97	O.A.	95W

**50 VOLT RANGE**  
Sec Voltages available 5, 7, 8, 10, 13, 15, 17, 20, 33, 40 or 20V-0-20V or 25V-0-25V.

Ref.	Amps	Price	P&P
102	0.5	3.75	0.90
103	1.0	4.57	1.10
104	2.0	7.88	1.31
105	3.0	9.42	1.52
106	4.0	12.82	1.73
107	6.0	16.37	1.89
118	8.0	22.29	2.39
119	10.0	27.48	O.A.
109	12.0	32.88	O.A.

Please add VAT after P&P

Ref.	Amps	Price	P&P
124	0.5	4.27	1.10
126	1.0	6.50	1.10
127	2.0	8.36	1.31
125	3.0	12.10	1.31
123	4.0	13.77	2.12
40	5.0	17.42	1.89
120	6.0	19.87	2.12
121	8.0	27.92	O.A.
122	10.0	32.51	O.A.

**SCREENED MINIATURES**

Ref. mA	Volts	Price	P&P
238 200	3-0-3	2.83	0.63
212 1A, 1A	0-6, 0-6	3.14	0.90
13 100	9-0-9	2.35	0.44
235 330 330	0-9, 0-9	2.19	0.44
207 500 500	0-8-9, 0-8-9	3.05	0.85
208 1A, 1A	0-8-9, 0-8-9	3.88	0.90
236 200 200	0-15, 0-15	2.19	0.44
214 300 300	0-20, 0-20	3.08	0.90
221 700 (DC)	20-12-0-12-20	3.75	0.90
206 1A 1A	0-15-20-0-15-20	5.09	1.10
203 5.5	0-15-27-0-15-27	4.39	1.10
204 1A 1A	0-15-27-0-15-27	6.64	1.10
239 50	12-0-12	2.88	0.37

**MAINS ISOLATORS (SCREENED)**  
Sec. 120/240 Sec. 120/240V CT

Ref.	VA	Price	P&P
*07	20	4.84	0.91
149	60	7.37	1.10
150	100	8.38	1.31
151	200	12.28	1.31
152	250	14.81	1.31
153	350	18.07	2.12
154	500	22.52	2.47
155	750	32.03	O.A.
156	1000	40.92	O.A.
157	1500	56.82	O.A.
158	2000	67.99	O.A.
159	3000	95.33	O.A.

\*Pri 0-220-240V Sec 115 or 240V.  
State sec. volts required

**AUTO TRANSFORMERS**

Ref.	VA (Watts)	Price	P&P
113 15	0-115-210-240	2.73	0.81
64 75	0-115-210-240	4.41	1.10
4 150	0-115-200-220-240	5.89	1.10
67 500	0-115-200-220-240	12.09	1.91
84 1000	0-115-200-220-240	26.64	2.39
93 1500	0-115-200-220-240	25.61	O.A.
95 2000	0-115-200-220-240	38.31	O.A.
73 3000	0-115-200-220-240	65.13	O.A.
80S 4000	0-115-200-220-240	84.55	O.A.
57S 5000	0-115-200-220-240	98.45	O.A.

Step up or step down

**Barrie Electronics Ltd.**

3 THE MINORIES, LONDON EC3N 1BJ  
TELEPHONE: 01-488 3316/7/8

NEAREST TUBE STATIONS. ALDGATE & LIVERPOOL ST.

Other items available. Send 20p for Catalogue



## PRIME COMPONENTS LOW PRICES

Also our micro chips are at micro prices. Don't be fooled by low prices. We do not offer for sale, surplus, sub-spec or rebranded devices. All our parts are guaranteed new, first quality, factory prime, full spec devices. It is also our policy to offer you the best of new devices that become available and these are featured regularly. Prices are exclusive of p&p and VAT — please refer to "Ordering Information" before ordering. Official orders from Schools, Colleges, Universities and Gov. Authorities accepted.

DTL	4040	98p
930	4041	75p
935	4042	73p
937	4043	86p
944	4044	88p
946	4045	160p
957	4046	99p
962	4048	56p
9099	4049	38p
	4050	40p
	4051	69p
	4052	75p
	4053	73p
	4054	111p
	4055	121p
	4056	121p
	4059	560p
	4060	112p
	4063	112p
	4066	56p
	4067	422p
	4068	19p
	4069	29p
	4070	28p
	4071	25p
	4072	25p
	4075	20p
	4076	88p
	4077	23p
	4078	29p
	4081	23p
	4082	25p
	4085	86p
	4086	68p
	4089	130p
	4093	68p
	4094	225p
	4095	80p
	4096	325p
	4098	110p
	4099	180p
	4101	26p
	4102	112p
	4103	140p
	4104	52p
	4105	286p
	4106	76p
	4107	75p
	4108	250p
	4109	109p
	4110	450p
	4111	230p
	4112	105p
	4113	130p
	4114	99p
	4115	140p
	4116	150p
	4117	150p
	4118	150p
	4119	150p
	4120	150p
	4121	150p
	4122	150p
	4123	150p
	4124	150p
	4125	150p
	4126	150p
	4127	150p
	4128	150p
	4129	150p
	4130	150p
	4131	150p
	4132	150p
	4133	150p
	4134	150p
	4135	150p
	4136	150p
	4137	150p
	4138	150p
	4139	150p
	4140	150p
	4141	150p
	4142	150p
	4143	150p
	4144	150p
	4145	150p
	4146	150p
	4147	150p
	4148	150p
	4149	150p
	4150	150p
	4151	150p
	4152	150p
	4153	150p
	4154	150p
	4155	150p
	4156	150p
	4157	150p
	4158	150p
	4159	150p
	4160	150p
	4161	150p
	4162	150p
	4163	150p
	4164	150p
	4165	150p
	4166	150p
	4167	150p
	4168	150p
	4169	150p
	4170	150p
	4171	150p
	4172	150p
	4173	150p
	4174	150p
	4175	150p
	4176	150p
	4177	150p
	4178	150p
	4179	150p
	4180	150p
	4181	150p
	4182	150p
	4183	150p
	4184	150p
	4185	150p
	4186	150p
	4187	150p
	4188	150p
	4189	150p
	4190	150p
	4191	150p
	4192	150p
	4193	150p
	4194	150p
	4195	150p
	4196	150p
	4197	150p
	4198	150p
	4199	150p
	4200	150p

7400	4040	98p
7401	4041	75p
7402	4042	73p
7403	4043	86p
7404	4044	88p
7405	4045	160p
7406	4046	99p
7407	4048	56p
7408	4049	38p
7409	4050	40p
7410	4051	69p
7411	4052	75p
7412	4053	73p
7413	4054	111p
7414	4055	121p
7415	4056	121p
7416	4059	560p
7417	4060	112p
7418	4063	112p
7419	4066	56p
7420	4067	422p
7421	4068	19p
7422	4069	29p
7423	4070	28p
7424	4071	25p
7425	4072	25p
7426	4075	20p
7427	4076	88p
7428	4077	23p
7429	4078	29p
7430	4081	23p
7431	4082	25p
7432	4085	86p
7433	4086	68p
7434	4089	130p
7435	4093	68p
7436	4094	225p
7437	4095	80p
7438	4096	325p
7439	4098	110p
7440	4099	180p
7441	4101	26p
7442	4102	112p
7443	4103	140p
7444	4104	52p
7445	4105	286p
7446	4106	76p
7447	4107	75p
7448	4108	250p
7449	4109	109p
7450	4110	450p
7451	4111	230p
7452	4112	105p
7453	4113	130p
7454	4114	99p
7455	4115	140p
7456	4116	150p
7457	4117	150p
7458	4118	150p
7459	4119	150p
7460	4120	150p
7461	4121	150p
7462	4122	150p
7463	4123	150p
7464	4124	150p
7465	4125	150p
7466	4126	150p
7467	4127	150p
7468	4128	150p
7469	4129	150p
7470	4130	150p
7471	4131	150p
7472	4132	150p
7473	4133	150p
7474	4134	150p
7475	4135	150p
7476	4136	150p
7477	4137	150p
7478	4138	150p
7479	4139	150p
7480	4140	150p
7481	4141	150p
7482	4142	150p
7483	4143	150p
7484	4144	150p
7485	4145	150p
7486	4146	150p
7487	4147	150p
7488	4148	150p
7489	4149	150p
7490	4150	150p
7491	4151	150p
7492	4152	150p
7493	4153	150p
7494	4154	150p
7495	4155	150p
7496	4156	150p
7497	4157	150p
7498	4158	150p
7499	4159	150p
7500	4160	150p

7400	4040	98p
7401	4041	75p
7402	4042	73p
7403	4043	86p
7404	4044	88p
7405	4045	160p
7406	4046	99p
7407	4048	56p
7408	4049	38p
7409	4050	40p
7410	4051	69p
7411	4052	75p
7412	4053	73p
7413	4054	111p
7414	4055	121p
7415	4056	121p
7416	4059	560p
7417	4060	112p
7418	4063	112p
7419	4066	56p
7420	4067	422p
7421	4068	19p
7422	4069	29p
7423	4070	28p
7424	4071	25p
7425	4072	25p
7426	4075	20p
7427	4076	88p
7428	4077	23p
7429	4078	29p
7430	4081	23p
7431	4082	25p
7432	4085	86p
7433	4086	68p
7434	4089	130p
7435	4093	68p
7436	4094	225p
7437	4095	80p
7438	4096	325p
7439	4098	110p
7440	4099	180p
7441	4101	26p
7442	4102	112p
7443	4103	140p
7444	4104	52p
7445	4105	286p
7446	4106	76p
7447	4107	75p
7448	4108	250p
7449	4109	109p
7450	4110	450p
7451	4111	230p
7452	4112	105p
7453	4113	130p
7454	4114	99p
7455	4115	140p
7456	4116	150p
7457	4117	150p
7458	4118	150p
7459	4119	150p
7460	4120	150p
7461	4121	150p
7462	4122	150p
7463	4123	150p
7464	4124	150p
7465	4125	150p
7466	4126	150p
7467	4127	150p
7468	4128	150p
7469	4129	150p
7470	4130	150p
7471	4131	150p
7472	4132	150p
7473	4133	150p
7474	4134	150p
7475	4135	150p
7476	4136	150p
7477	4137	150p
7478	4138	150p
7479	4139	150p
7480	4140	150p
7481	4141	150p
7482	4142	150p
7483	4143	150p
7484	4144	150p
7485	4145	150p
7486	4146	150p
7487	4147	150p
7488	4148	150p
7489	4149	150p
7490	4150	150p
7491	4151	150p
7492	4152	150p
7493	4153	150p
7494	4154	150p
7495	4155	150p
7496	4156	150p
7497	4157	150p
7498	4158	150p
7499	4159	150p
7500	4160	150p

7400			7410			7420			7430			7440			7450			7460			7470			7480			7490			7500		
4040			4041			4042			4043			4044			4045			4046			4047			4048			4049			4050		
98p			75p			73p			86p			88p			160p			99p			56p			38p			40p			69p		
7401			7402			7403			7404			7405			7406			7407			7408			7409			7410			7411		
7412			7413			7414			7415			7416			7417			7418			7419			7420			7421			7422		
7423			7424			7425			7426			7427			7428			7429			7430			7431			7432			7433		
7434			7435			7436			7437			7438			7439			7440			7441			7442			7443			7444		
7445			7446			7447			7448			7449			7450			7451			7452			7453			7454			7455		
7456			7457			7458			7459			7460			7461			7462			7463			7464			7465			7466		
7467			7468			7469			7470			7471			7472			7473			7474			7475			7476			7477		
7478			7479			7480			7481			7482			7483			7484			7485			7486			7487			7488		
7489			7490			7491			7492			7493			7494			7495			7496			7497			7498			7499		
7500																																



# Get a great deal from Marshall's

We are old established specialist electronic component distributors carrying a very wide range of quality stock. We are franchised distributors for Arrow Hart switches; Mullard; National; Siemens; Texas; Thomson; CSF etc.

Send for our latest 60 page catalogue.  
Free to industrial customers: 65p  
post paid to private individuals.

New lines not yet in catalogue are new range Sinclair (Thandor) meters; Crimson Elektrik High Fi Modules; Rechargeable Nickel/Cadmium Batteries; Send S.A.E. for details.

A. Marshall (London) Ltd.,  
Kingsgate House,  
Kingsgate Place,  
London N.W.6 4TA.


Industrial Sales: 01-328 1009  
Mail Order: 01-624 8582

Retail Branches: London: Glasgow: Bristol



## CASIO FX-502P

### PROGRAMMABLE CALCULATOR



- LINKS UP WITH AN ADAPTOR FOR PROGRAMME — DATA STORAGE ON STANDARD CASSETTES.
- 256-step programme memory and 22 data registers are both protected (non-volatile).
- Up to 10 levels of parenthesis nesting.
- True algebraic logic — easy key operations same as written formulae.
- Battery service life is 1,300 hours. Auto power-off feature is provided.
- Thin and lightweight; easy to carry around.
- Up to 10 programmes available; programme keys otherwise usable as user's functions.
- 51 built-in functions all usable in programmes.
- A variety of "jump" commands. Unconditional jumps, conditional jumps and indirect jump.
- Up to 9 subroutines incorporable: nesting possible up to 9 levels.
- Easy to edit and debug programmes. PAUSE key, random number key, back step/rapid run key.
- Amazing operating speed.

Optional FA-1 Programme Adaptor permits programme / data storage on standard cassette tape recorders for re-entry. Typical storage / re-entry time 9-16 seconds, with a three-digit code for programme reference and identification. Also contains a music switch which converts both calculations into musical synthesisers — duration of notes, rests, tempo, slur and tie are all programmable.

Dimensions are 96mm H x 71mm W x 41.2mm D (3 3/8" H x 2 3/4" W x 5 1/2" D). A comprehensive Programme Manual, Instruction Booklet and leatherette wallet are supplied. FA-1 comes complete with a demonstration cassette with pre-recorded programmes, including games and music.

plus

FREE

### MASTER PACK

Software package  
(R.R.P. £17.95)

on request  
with order

MASTER PACK comprises USER MANUAL with basic and advanced programming, etc., PLUS pre-recorded cassette with over 150 ready-to-run programmes. Full cassette library, personal computer programmes, banking, diet, biorhythms, powerful sub-routines and data packing.

FX-502P  
(R.R.P. £84.95)

£74.95

FA-1 Adaptor  
(R.R.P. £24.95)

£19.95

Send 25p for our catalogue of latest CASIO and SEIKO products.

Prices include V.A.T. at 15% and post and packing. Send your Company order, cheque or Postal Orders, or phone your ACCESS or BARCLAYCARD number to:

# TEMPUS

DEPT. WW  
THE BEAUMONT CENTRE  
164-167 EAST ROAD  
CAMBRIDGE, CB1 1DB  
Tel: (0223) 312866

WW — 091 FOR FURTHER DETAILS

# EXTENSIVE RANGE OF NEW FLUKE DMM'S FROM ELECTRONIC BROKERS

IMMEDIATE  
DELIVERY



**F8050A** 4 1/2 Digit LCD DMM with true RMS on AC volts and current DC volts 200mV-1KV, 10µV resolution AC volts. 200mV-750V, 10µV resolution. DC/AC current 200µA-2A, 0.01µA resolution resistance 200Ω-20MΩ, 0.01Ω resolution. Also reads dB direct referenced to 16 stored impedances. Conductance ranges 2mS and 200nS. £199 mains model £239 mains battery.

**F8012A** 3 1/2 Digit LCD DMM with true RMS on AC volts and current. DC volts 200mV-1KV, 100µV resolution. AC volts 200mV-750V, 100µV resolution. DC/AC current 200µA-2A, 0.1µA resolution. Resistance 200Ω-20MΩ, 0.1Ω resolution Low resistance 2Ω and 20Ω, 1mΩ resolution Conductance ranges 2mS-20µS-200nS

£199.00 mains model  
£219.00 mains battery.



**F8010A** 3 1/2 Digit LCD DMM Same spec as F8012A plus a 10Amp AC/DC current range, but no low resistance range.

£159.00 mains model  
£179.00 mains battery.

**F8024A** 3 1/2 Digit hand held LCD DMM with peak hold Level Detector and continuity tester. DC volts 200mV-1KV, 100µV resolution.

AC volts 200mV-750V, 100µV resolution. DC/AC current 2mA-2A, 1µA resolution. Resistance 200Ω-20MΩ, 0.1Ω resolution. Conductance 200nS. Peakhold of AC or DC volts and current. Level detector operates around +0.8V reference. Audio tone on level and continuity. £135.00 carrying case £7.00 extra.

**F8020A** 3 1/2 Digit hand held LCD DMM. spec as per F8024A with extra conductance range of 2mS but no peak hold, level or continuity ranges. Complete with carrying case. £112.00

**F8022A** 3 1/2 Digit hand held LCD DMM. Spec as per F8020A but no conductance ranges and slight reduction on accuracy. Was £89.00 now reduced to £75.00 carrying case £7.00 extra.



Also available a range of accessories including current shunts, EHT probe, rf probe, Temperature probe and touch and hold probe. Full details on request.

The warranty period on all items shown is 1 year other than the F8020A which is 2 years.

# Electronic Brokers



49-53 Pancras Road,  
London NW1 2QB

Tel: 01-837 7781. Telex: 298694

Prices do not include carriage or V.A.T.

WW — 112 FOR FURTHER DETAILS



## Trust F.C. Lane to offer low planar cable prices

Spectra **GREY** ZIP Planar Cable

10, 14, 16, 20, 24, 25,  
26, 34, 37, 40, 50, 60,  
and 64 way all at

# 80p

**per conductor per 100ft Roll**

*Discounts available to large users. Full range of IDC connectors & cables. Ask for catalogue.*

### F.C. Lane Electronics Ltd.

Slinfold Lodge, Horsham  
West Sussex RH13 7RN  
Tel: Slinfold 790661  
Telex 87530



**Trust F.C. Lane!**

## LOW COST — HIGH RESULTS

Major Price breakthrough on  
6 MIL Pink Poly

Why pay more for the same results?

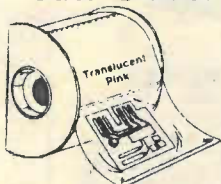
Our Pink Poly bags end the hazard of static spark discharge in handling and packaging of sensitive electronic components.

44 Standard sizes,  
15 from Stock.

Example:

8 x 8 £111.07/1000  
10 x 12 £173.47/1000  
13 x 16 £217.78/1000

**VISIBLY  
Anti-Static!**



Other sizes and quantity prices available on request.

Send for full technical information to:

**CAVAC SYSTEMS LTD**

Unit 15, Suttons Industrial Park  
London Road, Earley, Reading, RG6 1AZ  
Tel: (0734) 669663 Telex: 849286

WW — 099 FOR FURTHER DETAILS

## The SW-M Mini Gas Soldering Iron now from KAM

**flameless and ideal for fast soldering anywhere**

Using only ordinary gas lighter fuel and giving 4 hours continuous use from one charge the SW-M, is ideal for many applications. There is no danger of electric current leakage and with flameless combustion there is negligible risk of fire.

Soldering iron tip temperature is adjustable. Models available include 20W, 30W, 40W and 60W (wattage equivalents).

For full details ask for Bulletin No. 4.



Kam Circuits Limited, Porte Marsh Road, Calne, Wilts, SN11 9BW.

Telephone: (0249) 815262 Telex: 444218

WW — 077 FOR FURTHER DETAILS

## Give for those who Gave

Thousands of men and women who served in the Royal Air Forces have given their health or even their lives in the defence of Freedom and many of them or their dependants are now in need of help.

Please assist by giving all you can for an emblem during WINGS WEEK or please send us a donation.

PLEASE  
WEAR THIS EMBLEM



DURING  
**Wings Appeal**  
in September



Royal Air Forces Association, 43, Grove Park Road, London, W4 3RU.  
(Incorporated by Royal Charter and registered under the War Charities Act 1940 and Charities Act 1960).



**3S-Wick** solder removing braid

Spirig... world no.1 in wicking technology

the best

USA patents 4,081,575 4,078,714, 4,133,291 + more pending

**COBONIC LTD.**  
Knapton Mews, Seely Road, London SW17 9RL

Tel. 01-767 6780  
Telex 881 3922

**Temperature Indicators** Measure and Record Temperature History permanently.

Range 40-260 °C / 100-500 °F in 40 levels.

**CelsiStrip** 13p/strip

Scale 1:1  
46 °C exceeded, 49 °C not exceeded

Triangle turns black when exposed

**CelsiStrip** and **CelsiDot** highly flexible and self-adhesive. Free samples on request on new improved indicators.

**COBONIC LTD.**  
Knapton Mews, Seely Road, London SW17 9RL

Tel. 01-767 6780  
Telex 881 3922

WW - 106 FOR FURTHER DETAILS

**OHIO SCIENTIFIC** Superboard 2. Assembled 50Hz model £189.95 + 15% vat post free. Colour board 2 (the new version of Superboard 2) £205 + 15% vat.

★ Special offer - If bought with Superboard or Colourboard these items are at the reduced price shown first.

★ Also sold separately at the bracketed prices. Add 15% vat. Modulator and power supply kit £7.95 (E11). 4K extra ram £20 (E24). Case £23 (E26). Colour conversion board £45 (E45). Cassette recorder £13 (E15).

**SINCLAIR PRODUCTS** New 10MHz scope £145. pfm200 £51.95, case £2.07, adaptor £4.20, connector kit £13.95. Microvision V89, adaptor £8.88, pfm35 £34.23, adaptor £4.20, case £2.07, dm350 £76.70, dm450 £102.17, dm235 £35.55, rechargeable batts £8, adaptor £4.20, case £9, enterprise prog calculator + accessories £19.95, TG105 £87. Bench Frequency Counter £150.

**COMPUTER GAMES** chess champion £64.95. Chess challenger 7 £75. New sensory chess challenger £110.

Atari video computer £129. Cartridges £14.85. COMPONENTS 1N4148 0.9p. 1N4002 2.1p. 741 18p. bc182. bc184. bc212. bc214. bc548 5.5p. Resistors 1W 5% £12 10R to 10M 1p. 0.5p for 50 - of one value. 16V electrolytics 0.5, 1, 2, 5, 10, 22mf 5p. 100mf 7p. 1000mf 11p. 1 lb FeC1 £1.50. Dale pen 84p. 40 sq ins pcb 45p. Polystyrene capacitors £12 63V 10 to 1000p 3p. 1n2 to 10n4p. Ceramic capacitors 50V £6 22p to 47n 2p. Zeners 400mW £24 2v7 to 33v 7p.

**TV GAMES** AY-38550 + kit £7.28. AY-38600 + kit £12.88. Stunt cycle chip + kit £14.09. Colour generator kit £9.05.

**TRANSFORMERS** 6-0-6V 100mA 80p. 1/2a £2.60. 9-0-9V 75mA 80p. 1a £2.40. 2a £3.94. 12-0-12V 100mA 99p. 1a £2.30.

**IC AUDIO AMPS** with pcb. J012 6W £2.08. JC20 10W £3.54.

**BATTERY ELIMINATORS** 3-way type 6 7/7v/9v 300mA £3.14. 100mA radio type with press-studs 9v £3.77. 9-4-9v £4.99. Car converter 12v input, output 4 1/2/6 7/7v/9v 800mA £2.76.

**BATTERY ELIMINATOR KITS** 100mA radio types with press-studs 4 1/2v £1.49. 6v £1.49. 9v £1.49. 4 1/2 + 4 1/2v £1.92. 6v + 6v £1.92. 9v + 9v £1.92. Stabilized 8-way types 3 1/4/16/7 1/2/9 4 1/2/15/18 100mA £2.60. 1amp £6.50, stabilized power kits 1-18v 100mA £2.60. 1-30v 1A £6.75. 1-30v 2A £12.10. 12v car converter 6 7/7v/9v 1A £1.35. T-DEC and CSC BREADBOARDS - dec £3.79. T-dec £4.59. exp48 £2.64. exp300 £6.61. exp350 £3.62. exp325 £1.84.

**8I-PAK AUDIO MODULES** 450 £27.90. AL60 £5.62. pa100 £19.24. spm80 £5.26. bmt80 £5.06. stereo 30 £23.94. AL30A £4.53.

**SWANLEY ELECTRONICS**  
Dept. WW, 32 Golds Rd., Swanley, Kent

Post 35p extra. Prices include V.A.T. unless stated. Official and overseas orders welcome. Lists 27p post free. Mail order only.

**Codespeed Electronics**

P.O. BOX 23, 34 SEAFIELD ROAD, COPNOR, PORTSMOUTH, HANTS. PO3 5BJ

**GIANT 0.8" LED clock display**, common cathode, non-multiplexed. With data £3.95 each. **ALARM** clock module with 0.7" LED display. With data £5.99 each. **LIQUID** crystal clock display. 0.5" digits. With data and FREE socket £5.25 each. **FLUORESCENT** reject calculator. Modern 10 function with full memory. Most repairable but no guarantees £2.89 each. **TELE** transistor 1F transformers. All brand new. May include several types. 55p for 10. **CLOCK CHIP** MM53161C (has alarm output). Brand new, with data £2.35 each. **POLARIZING** filter, plastic 0.006" thick. Any size cut from 1sq in. to max size 19" x 250 feet 3p per sq in. **MOMENTARY** (push to make, switch) Red cap 15p each. **SLIDE** switch. 2 pole c.o. 18p each. **TWO** calculator keyboards (not compatible with 4204 calc chip) 9p each. **MULTIMETER CHIP**, MM53301 c. to build 4 1/2 digit d.m. (needs additional circuitry) with data £3.65 each. **KN** 0.5 slider control knobs. fits 5 or 8mm shafts. State colour 14p each. Rotary control knobs, black (18mm diam) with coloured cap, state colour required. 20p each. Skirted rotary knob, same as rotary control knob above but has flared skirt around base. State cap colour required. 27p each. Colours available: black, red, green, blue, yellow, grey. **6 DIGIT** common cathode calculator display. 0.1", multiplexed, with data. 99p each. **LED WRISTWATCH CHIP** with data. 95p each. **LED WRISTWATCH DISPLAY** matches above watch chip. With data. 95p each. **NOTE** The wristwatch chip and display are housed in a legless flatpack style package and require some fairly fine soldering. Y jack socket, mono 25p each, stereo 30p each. **LM555** timer i.c. with applications. 1p. **25p** each. **MEMORIES** 2102 static RAM with data. 99p each. **MORTEC** 4204, 4 function calc. chip. with data 80p each. **UNTESTED** 0.1" LED displays. 10 single digit displays for 95p. U to test.

POST AND PACKING PLEASE ADD 40p (OVERSEAS ORDERS ADD £1)  
For your FREE copy of our latest catalogue please send MEDIUM sized SAE

**VAT** ADD 15% TO TOTAL COST (INCLUDING POST AND PACKING).  
"CASH BACK" SATISFACTION GUARANTEE ON ALL ITEMS.

**VALVES** Minimum Order £1.00

**VALVES VAT IS INCLUDED**

A1065	1.40	GZ34	2.30	VR150/30	1.35	6H6	1.60	30L15	1.10
A2293	8.80	GZ37	3.90	X66	0.95	6J4	1.35	30L17	1.10
A2900	9.20	KT66	6.30	X61M	1.70	6J5	2.30	30P12	1.15
AR8	0.75	KT88	8.95	XR1-6400A	82.90	6J6GT	0.85	30PL13	1.25
AR3P	0.70	M4	2.50	Z759	9.00	6J6	0.60	30PL14	2.45
B12H	3.90	ML6	2.50	Z749	0.75	6J6W	0.90	35L6GT	1.15
CY31	1.40	N78	9.90	Z800U	1.40	6J7	1.20	35W4	0.80
DAF96	0.70	OA2	0.70	Z801U	3.75	6J8C	2.95	35Z4GT	0.80
DET22	21.85	OB2	0.80	Z803U	8.95	6K7	0.80	40K06	3.15
DF96	0.70	PC80	0.60	Z900T	2.45	6K7G	0.50	50C5	1.15
DK96	1.20	PC80	0.60	IA3	0.85	6K8G	0.85	50C6G	1.35
DH76	0.75	PC88	0.95	IA4	0.50	6L6M	2.80	7581	1.70
DL92	0.60	PC900	1.15	IR5	0.85	6L6G	2.50	75C1	1.70
DY86/87	0.65	PC900	1.15	IS4	0.45	6L6GT	1.20	76	0.85
DY802	0.85	PC88	0.95	IT4	0.45	6L7G	0.65	80	1.70
E551	14.20	PC88	0.95	IT4	0.45	6L8	0.70	85A2	1.40
E88CC	1.60	PC88	0.95	IT4	0.45	6L8G	2.95	723A/B	11.90
E88CC/01	3.10	PCF80	0.80	IT4	0.45	6L8GT	2.70	B05	20.70
E92CC	1.20	PCF82	0.70	IT4	0.45	6L8GT	2.70	807	1.25
E180CC	2.80	PCF86	1.50	IT4	0.45	6L8GT	2.70	813	13.30
E180F	8.30	PCF86	1.50	IT4	0.45	6L8GT	2.70	829B	14.00
E182CC	4.85	PCF87	0.80	IT4	0.45	6L8GT	2.70	832A	8.90
E187	2.25	PCF87	0.80	IT4	0.45	6L8GT	2.70	866A	3.80
FAB80	0.60	PCF87	0.80	IT4	0.45	6L8GT	2.70	866E	6.25
EB91	0.60	PCF87	0.80	IT4	0.45	6L8GT	2.70	931A	13.80
ECB33	1.15	PCF87	0.80	IT4	0.45	6L8GT	2.70	954	0.80
ECB90	0.90	PCF87	0.80	IT4	0.45	6L8GT	2.70	955	0.70
EBF80	0.60	PCF87	0.80	IT4	0.45	6L8GT	2.70	956	0.60
EBF83	0.60	PCF87	0.80	IT4	0.45	6L8GT	2.70	957	1.05
EBF89	0.80	PCF87	0.80	IT4	0.45	6L8GT	2.70	9625	1.80
EC52	0.65	PCF87	0.80	IT4	0.45	6L8GT	2.70	1629	1.85
EC91	3.40	PCF87	0.80	IT4	0.45	6L8GT	2.70	2051	2.90
EC92	0.85	PCF87	0.80	IT4	0.45	6L8GT	2.70	5763	4.20
EC881	0.85	PCF87	0.80	IT4	0.45	6L8GT	2.70	5842	7.50
EC882	0.85	PCF87	0.80	IT4	0.45	6L8GT	2.70	5851	3.40
EC883	0.85	PCF87	0.80	IT4	0.45	6L8GT	2.70	5933	6.90
EC884	0.85	PCF87	0.80	IT4	0.45	6L8GT	2.70	6057	2.20
EC885	0.85	PCF87	0.80	IT4	0.45	6L8GT	2.70	6060	1.95
EC886	1.40	PCF87	0.80	IT4	0.45	6L8GT	2.70	6064	2.30
EC888	0.80	PCF87	0.80	IT4	0.45	6L8GT	2.70	6065	3.20
EC889	0.85	PCF87	0.80	IT4	0.45	6L8GT	2.70	6067	2.30
EC890	0.85	PCF87	0.80	IT4	0.45	6L8GT	2.70	6080	5.30
ECF80	0.85	PCF87	0.80	IT4	0.45	6L8GT	2.70	6146	4.95
ECF82	0.85	PCF87	0.80	IT4	0.45	6L8GT	2.70	6168	5.20
ECF87	1.05	PCF87	0.80	IT4	0.45	6L8GT	2.70	6360	2.85
ECF88	2.25	PCF87	0.80	IT4	0.45	6L8GT	2.70	6550	6.60
ECF89	1.70	PCF87	0.80	IT4	0.45	6L8GT	2.70	6870	14.00
ECF90	1.70	PCF87	0.80	IT4	0.45	6L8GT	2.70	8552	8.20
ECF91	1.70	PCF87	0.80	IT4	0.45	6L8GT	2.70	8973	3.30
ECF92	1.70	PCF87	0.80	IT4	0.45	6L8GT	2.70	7199	2.85
ECF93	1.70	PCF87	0.80	IT4	0.45	6L8GT	2.70	1CP1	18.50
ECF94	1.70	PCF87	0.80	IT4	0.45	6L8GT	2.70	38P1	11.00
ECF95	1.70	PCF87	0.80	IT4	0.45	6L8GT	2.70	5FP7	18.00
ECF96	1.70	PCF87	0.80	IT4	0.45	6L8GT	2.70	4EP1	32.00
ECF97	1.70	PCF87	0.80	IT4	0.45	6L8GT	2.70	88J	14.00
ECF98	1.70	PCF87	0.80	IT4	0.45	6L8GT	2.70	88L	14.00
ECF99	1.70	PCF87	0.80	IT4	0.45	6L8GT	2.70	CV1526	16.00
ECF100	1.70	PCF87	0.80	IT4	0.45	6L8GT	2.70	DG7-5	22.40
ECF101	1.70	PCF87	0.80	IT4	0.45	6L8GT	2.70	DG7-32	34.80
ECF102	1.70	PCF87	0.80	IT4	0.45	6L8GT	2.70	DG7-36	36.00
ECF103	1.70	PCF87	0.80	IT4	0.45	6L8GT	2.70	DFM9-11	38.40
ECF104	1.70	PCF87	0.80	IT4	0.45	6L8GT	2.70	D13-33H	41.80
ECF105	1.70	PCF87	0.80	IT4	0.45	6L8GT	2.70		
ECF106	1.70	PCF87	0.80	IT4	0.45	6L8GT	2.70		
ECF107	1.70	PCF87	0.80	IT4	0.45	6L8GT	2.70		
ECF108	1.70	PCF87	0.80	IT4	0.45	6L8GT	2.70		
ECF109	1.70	PCF87	0.80	IT4	0.45	6L8GT	2.70		
ECF110	1.70	PCF87	0.80	IT4	0.45	6L8GT	2.70		
ECF111	1.70	PCF87	0.80	IT4	0.45	6L8GT	2.70		
ECF112	1.70	PCF87	0.80	IT4	0.45	6L8GT	2.70		
ECF113	1.70	PCF87	0.80	IT4	0.45	6L8GT	2.70		
ECF114	1.70	PCF87	0.80	IT4	0.45	6L8GT	2.70		
ECF115	1.70	PCF87	0.80	IT4	0.45	6L8GT	2.70		
ECF116	1.70	PCF87	0.80	IT4	0.45	6L8GT	2.70		
ECF117	1.70	PCF87	0.80	IT4	0.45	6L8GT	2.70		
ECF118	1.70	PCF87	0.80	IT4	0.45	6L8GT	2.70		
ECF119	1.70	PCF87	0.80	IT4	0.45	6L8GT	2.70		
ECF120	1.70	PCF87	0.80	IT4	0.45	6L8GT	2.70		
ECF121	1.70	PCF87	0.80	IT4	0.45	6L8GT	2.70		
ECF122	1.70	PCF87	0.80	IT4	0.45	6L8GT	2.70		
ECF123	1.70	PCF87	0.80	IT4	0.45	6L8GT	2.70		
ECF124	1.70	PCF87	0.80	IT4	0.45	6L8GT	2.70		
ECF125	1.70	PCF87	0.80	IT4	0.45	6L8GT	2.70		
ECF126	1.70	PCF87	0.80	IT4	0.45	6L8GT	2.70		
ECF127	1.70	PCF87	0.80	IT4	0.45	6L8GT	2.70		
ECF128	1.70	PCF87	0.80	IT4	0.45	6L8GT	2.70		
ECF129	1.70	PCF87	0.80	IT4	0.45	6L8GT	2.70		
ECF130	1.70	PCF87	0.80	IT4	0.45	6L8GT	2.70		
ECF131	1.70	PCF87	0.80	IT4	0.45	6L8GT	2.70		
ECF132	1.70	PCF87	0.80	IT4	0.45	6L8GT	2.70		
ECF133	1.70	PCF87	0.80	IT4	0.45	6L8GT	2.70		
ECF134	1.70	PCF87	0.80	IT4	0.45	6L8GT	2.70		
ECF135	1.70	PCF87	0.80	IT4	0.45	6L8GT	2.70		
ECF136	1.70	PCF87	0.80	IT4	0.45	6L8GT	2.70		
ECF137	1.70	PCF87	0.80	IT4	0.45	6L8GT	2.70		
ECF138	1.70	PCF87	0.80	IT4	0.45	6L8GT	2.70		
ECF139	1.70	PCF87	0.80	IT4	0.45	6L8GT	2.70		
ECF140	1.70	PCF87	0.80	IT4	0.45	6L8GT	2.70		
ECF141	1.70	PCF87	0.80	IT4	0.45	6L8GT	2.70		
ECF142	1.70	PCF87	0.80	IT4	0.45	6L8GT	2.70		
ECF143	1.70	PCF87	0.80	IT4	0.45	6L8GT	2.70		
ECF144	1.70	PCF87	0.80	IT4	0.45	6L8GT	2.70		
ECF145	1.70	PCF87	0.80	IT4	0.45	6L8GT	2.70		
ECF146	1.70	PCF87	0.80	IT4	0.45	6L8GT	2.70		



# ELECTRONIC

## GILT-EDGED USED

### A.C. VOLTMETERS

#### BOONTON

True R.M.S. Voltmeter 93A £375

#### FLUKE

AC/DC Differential Voltmeter 883AB £975

#### HEWLETT PACKARD

Log Voltmeter/Amplifier 7563A £445

840 5A Vector Voltmeter. 1MHz-1GHz. In new Condition. 1 Only £1500.00

#### MARCONI INSTRUMENTS

A.C. Voltmeter 400EL £225

Valve Voltmeter TF 2600 £175

Valve Voltmeter TF 2604 £250

R.F. Millivoltmeter TF 2603 £525

#### PHILIPS

A.C. Millivoltmeter PM2454B £225

### ANALYSERS

#### BIOMATION

Logic Analyser 1650D £3600

#### GENERAL RADIO

Vibration Analyser 1911A £1750

#### HEWLETT PACKARD

Spectrum Analyser 141T £4350

c/w 8552A & 8554L

Logic Analyser 1600A £1350

Network Analyser System 8407A+8412A c/w

8600A+8601A Sweep Marker Generator

100KHz-110MHz range. £3500

Swept Amplitude Analyser 182T+8755A

15MHz-18GHz. £2500

#### MARCONI INSTRUMENTS

Wave Analyser TF 2330A £725

### BRIDGES

#### BOONTON

VHF 'Q' Meter. 280AP. £650

(210-610 MHz) £2750

Inductance Bridge 63H

£750

#### GENERAL RADIO

Immittance Bridge 1607A £1195

LCR Bridge (0.05%) 1608A

#### MARCONI INSTRUMENTS

Universal Bridge TF 1313 £325

'Q' meter TF1245 c/w TF1246 and TF1247

£950

#### RHODE AND SCHWARZ

Inductance Meter LRT £475

Capacitance Meter KRT £475

#### WAYNE KERR

A.C. Testmatic A60 £1500

Universal Bridge B221 (0.1%) £225

### D.V.M.s AND D.M.M.s

#### DATRON

5½ digit D.V.M. 1051 £995

#### FLUKE

3½ digit D.M.M. 8022A (New) £89

3½ digit D.M.M. 8020A £99

5½ digit D.M.M. 8800A £599

5½ digit D.M.M. 8800A-01 £650

5½ digit D.V.M. 8300A £199

#### PHILIPS

Autorangeing D.M.M. PM 2514 £125

3½ digit D.M.M. PM 2522 £175

4 digit D.M.M. PM 2524 £225

Autorangeing D.M.M. PM 2527 £400

#### SCHLUMBERGER

5½ digit D.M.M. A243 £425

Microprocessor D.M.M. 7065 £950

As above with processor option £1250

Microprocessor D.M.M. 7055 £850

As above with processor option £1150

### FREQUENCY COUNTERS

#### ADVANCE

500MHz Counter TC 15 & TC 15 P1 £495



### BRAND NEW

#### TEKTRONIX

465B

#### PORTABLE

#### OSCILLOSCOPE

100MHz Dual Trace Delayed and Mixed Sweep Trigger View supplied with all Standard Accessories +

1 YEAR WARRANTY


OUR AMAZING

PRICE

£1395

Tektronix July 1980

New List Price £1528



### HEWLETT PACKARD

3490A DMM

5½ digit. AC/DC volts.

1µV resolution on DC.

Autorangeing. Variable

display time. Resistance

down to 1mΩ

UNBELIEVABLY

LOW PRICE

£375

Manufacturer's price

over £1500

30 day warranty



### COSSOR

CDU150

#### OSCILLOSCOPE

35MHz Dual Trace Sweep Delay

SUPER VALUE

SUPER

QUALITY

£195

30-day

Warranty

**49/53 Pancras Road London NW12QB Tel: 01-837 7781. Telex 298694**

Unless otherwise stated all equipment offered in the Electronic Brokers advertisement is refurbished and in the case of Test Equipment also calibrated. Test equipment is guaranteed for 12 months; computer peripherals for 3 months.

WW - 100 FOR FURTHER DETAILS



# BROKERS

# TEST EQUIPMENT

**FLUKE**

250MHz Multifunction Counter 1911A-01

**£325**500MHz Multifunction Counter 1912A **£395**125MHz Multifunction Counter 1925A **£350**Counter Timer 1953A opt. 15 & 16 **£850****PHILIPS**1GHz Timer Counter PM 6615 **£500**80MHz Universal Counter PM 6611/02 **£275**520MHz Univ. Counter/Timer PM6614 **£395**80MHz. Freq. Counter PM6664 **£250****OSCILLOSCOPES****COSSOR**4100 75MHz Portable Dual Trace, Delayed Sweep. 30-day warranty. **Only £450****HEWLETT PACKARD**75 MHz Dual Trace 1707A **£600**High Sensitivity Single Trace 130C **£250**1707B 75MHz Portable Dual Trace, Delayed Sweep. 20-day warranty. **Only £650****MARCONI INSTRUMENTS**X-Y Display TF 2213/1 c/w Memory Unit TK 2214 **£790**TF2212 11 inch XY Display. **£250****PHILIPS**25MHz Dual Trace PM 3212 **£625**25MHz Dual Trace PM 3214 **£700**PM3260E 120MHz Portable Dual Trace, Delayed Sweep. **1 Only £975****S.E. LABS**6 Channel Monitor SM121 **£395****TEKTRONIX**100MHz 465B "Brand New" Dual Trace, Sweep Delay, Alternate Sweep, Trigger View, 5mV sensitivity c/w all standard accessories. **£1395**465 100MHz. Spec. similar to 465B but no alternate sweep. **£1195**200MHz D. Trace Portable 475 **£1790**35MHz Dual Trace T932 **£550**W. Diff. Plug In **£295**1A6 Plug In **£199****TELEQUIPMENT.**D75 50MHz Portable Dual Trace, Delayed Sweep. **2 Only £715****RECORDERS****BRYANS SOUTHERN.**40000 12channel UV Recorder plus 2 Off 40501 galvo amps. 6" chart width. Grid and timing lines. Superb condition. **£950****PHILIPS**Single Channel Recorder PM 8110 **£195****RACAL**Store 4 FM Tape Recorder, 4 tracks DC-20KHz, 7 speeds. **£1950****S.E. LABS.**3006 12 channel UV Recorder. 6" chart width. Grid and timing lines **£550**6012 50 channel UV Recorder 12" chart width. Servo paper drive up to 5 Mtr/Sec. Two event markers, Trace identification. **1 Only £1100****WATANABE**6 Channel Chart Recorder MC 641 **£2250****YOKOGAWA**Chart Recorder 3047 **£450****SIGNAL SOURCES****HEWLETT PACKARD**Variable Phase, Sine and Signal Generator 203A **£495**Oscillator 10Hz-10MHz 651B **£415**V.H.F. Oscillator 3200B **£400**Decade Oscillator 4204A **£750**U.H.F. Signal Generator 612A **£850**V.H.F. Signal Generator 608F **£450**R.F. Sweeper 8620A c/w. 86220A **£1750**R.F. Sweeper 8690B c/w. 8698B **£2800**8699B and 8694B **£1985**S.H.F. Signal Generator 618C (Mint cond.) **£1500**RF Sweeper/Marker Generator 8600A+ **£1985**8601A, 100KHz-110MHz. 5 marker frequencies. **£1500****MARCONI INSTRUMENTS**A.F. Oscillator TF 2000 **£325**A.F. Oscillator TF 2100 **£150**A.M. Signal Generator. TF801D/8S **£550**L.F. Oscillator TF 2102/1M1 **£195**U.H.F. Signal Generator TF1060/3 **£650**Two Tone Source TF 2005R **£295**H.F. Generator TF 144H/4 **£750**TF2002B AM/FM Signal Generator. 10KHz-82MHz. **1 Only £1200**TF2361 c/w TM9692 Video Sweep Generator **£1985**25KHz-30MHz. Sweep rate 0.01 to 100Hz. TV **£1500**Field locks on 405-505-625 lines. **£750****PHILIPS**Function Generator PM 5108 **£250**Function Generator PM 5127 **£395**Function Generator PM 5167 **£500****TELONIC**R.F. Sweeper 2003 c/w 3302, 3331, 3341, 3351, 3360, 3370 (1-300MHz) **£1150****MISCELLANEOUS****ADVANCE**Off Air Frequency Standard OFS 2B **£150****AVO**Valve Tester VCM 163 **£475****BRADLEY**AC Calibrator 125B **£475**DC Calibrator 126B **£250**156 Oscilloscope Calibrator. **1 Only £450****BRUEL KJAER**Sound Level meter 2203 & Microphone 4145 **£395****DATALABS**Power Line Disturbance Monitor DL019 **£175****FLUKE**DC Differential Voltmeter 895A **£950**Meter Calibrator 760A/AF **£2150**332A DC Voltage Calibrator. 0.003% Calibration Accuracy 0.1PPm resolution. **£1750****GENERAL RADIO**Sound Level Meter 1933 **£1000**Cassette Recorder 1935 **£1000****HEWLETT PACKARD**DC Microvolt-ammeter 425A **£250**AC/DC Differential Voltmeter 741B **£695**Vector Impedance Meter 4815A **£1950**S Parameter Test Set. 8745A **£2750**Insulation Resistance Meter 4329A **£500****MARCONI**M.F. Attenuator TF 2162 **£135**A.F. Power Meter TF 893A **£185**Transmission Test Set TF 2332 **£425**Transmission Test Set TF 2333 **£600**P.C.M. Regenerator Test Set OA 2805A **£2700**P.C.M. Multiplex Tester TF 2807A **£1500****RHODE AND SCHWARZ**Stereocoder MSC **£850****SIEMENS**Carrier-Freq. L.M.S. D2021/W2021/G2021 **£1700**10KHz-25MHz Level Measuring System. D2074/W2074/G2006 **£2600**Carrier Frequency Level Test Set W2007+D2007, 6KHz-18.6MHz. **£1750****TEKTRONIX**Pulse Generator 2101 **£420**Time Mark Generator 2901 **£395**TM515 Main Frame c/w FG504 0.001Hz-40MHz function generator. 2 Off PS503A Triple Power Supplies. **£1250**TM515 Main Frame c/w SC502 15MHz Oscilloscope. FG503 1.0Hz-3MHz Function Generator. DM502 3½ digit DMM. DC503 100MHz Counter. **£1495****TEXSCAN**Sweep Generator VS 40 **£650****WANDEL & GOLTERMAN**PCM Test Set PCM-1 (PCMG-1 & PCME-1) **£1500**Level Measuring Set-up PSM-4 (OD-4/PM-4/PS-4) 200Hz-2MHz **£2200****WAVETEK**Sweep Generator 135 **£275**Programmable Phase Meter 755 **£550****POWER SUPPLIES****ADVANCE**PMA47. 0-15V @ 3A (Presetable). **£37**PMA 50. 0-15V @ 5A (Presetable). **£45**PMA 53. 0-15V @ 10A (Presetable). **£65**MG 5-60 5V. @ 60A (Switching). **£160**MG 5-20 5V. @ 20A (Switching). **£120**MG 5-10 5V. @ 10A (Switching). **£95**MG24-12 24V @ 12A (Switching). **£130**MG24-5 24V @ 5A. (Switching). **£95****ONLY SMALL SELECTION OF OUR VAST STOCKS SHOWN HERE****BRAND NEW!****FLUKE D.M.M.s**

We now stock all the

8000 Series D.M.M.s

Specs. &amp; Prices on request

**12-MONTH WARRANTY**

All Second User Test Equipment is fully guaranteed for 12 months unless otherwise stated.

**49/53 Pancras Road London NW1 2QB Tel: 01-837 7781. Telex 298694**Hours of Business: 9 a.m.-5 p.m., Mon.-Fri. Closed lunch 1-2 p.m.  
Add 15% VAT to ALL PRICESA copy of our trading conditions is available on request.  
Carriage and Packing charge extra on all items unless otherwise stated.

WW — 105 FOR FURTHER DETAILS




# Electronic Brokers

## No.1 in Second User Minis & Peripherals



### CENTRONICS 101A

Heavy duty Matrix Printer with 64 ASCII upper case character set, 165 cps operation, 132 print positions with adjustable tractor feed, 7x9 dot matrix, parallel input. **£750.00.**



### DEC PDP 11/34 Processor.

10 1/2" 128KB MOS, DL11W, KY11B PRICE **£6950.00**



### ASR 33 Teletype

Input/Output terminal incorporating paper tape punch and reader 64 ASCII upper case character set, 110 baud operation, even parity keyboard, choice of RS232 or 20 mA interface. **NOW ONLY £595.00**  
Options: ICL-type keyboard **£50.00**, 8th level marking **£25.00**, remote reader control **£50.00**, reader step **£20.00**, Auto reader **£25.00**, pedestal **£30.00**



### GE TERMINET 1200 RO

High-Speed typewriter-quality Impact Printer with switch-selectable print speeds of 30, 60 and 120 cps. 80 print positions with adjustable pin-feed paper tractor. Full upper and lower case ASCII character set. Current loop (20mA) Interface. **NOW ONLY £495.00.** (optional extra — parity card **£50.00**)



### DEC LA-11PD 180cps

Matrix Printer. Parallel Input. **£1250.00**



### EMI MONITOR

15" Diagonal Tube Integral Power Supplies, accepts composite or separate video input. **BRAND NEW SURPLUS. Price £100.00.**

## DEC EQUIPMENT

DD11-CK 4-slot backplane (11/34)	<b>£175.00</b>
DRV11 Parallel I/O (LSI 11)	<b>£75.00</b>
H775-C8 Battery Back-up	<b>£525.00</b>
KA8E Positive I/O (8E)	<b>£95.00</b>
KD8E Databreak (8E)	<b>£145.00</b>
KL8JA Asynchronous I/O (BE)	<b>£275.00</b>
KL8E Asynchronous I/O (8E)	<b>£250.00</b>
KP8E Power Fail (8E)	<b>£95.00</b>
KW11P Programmable Clock (PDP 11)	<b>£345.00</b>
MF11L 8KW Core including 9-slot system unit	<b>£975.00</b>
MM11LP 8KW Parity Core	<b>£750.00</b>
MSV11C 16KW MOS Memory (LS111)	<b>£495.00</b>
MS11JP 16KW MOS Memory	<b>£895.00</b>
PDP11/40 Processor with 32KW parity core,	
KT11D Memory Management,	
DL11 Interface 6ft cabinet	<b>£4950.00</b>
PR11 High speed reader & control	<b>£925.00</b>
REV11 Bootstrap (LS111)	<b>£75.00</b>
RK05F Add-on disk drive	<b>£2250.00</b>
VT55-FB Graphics Terminal with integral hard copy	<b>£1850.00</b>
PDP8E Series modules — large stocks of option modules, add-on core, CPU boards etc. all at reduced prices.	

## NEW ASCII KEYBOARDS — NEW LOW PRICES

KB 771 Superb 71-station ASCII Keyboard incorporating separate numeric/cursor control pad and installed in custom-built steel enclosure with textured blue enamel finish. Ideal for the VDU builder. Case dimensions 17 1/4" x 7 1/2" x 3 3/4". Total weight 4kg. PRICE **£89.50**

(mail order total £108.10).



Mail  
Order  
Total

KB756 56-station ASCII Keyboard mounted on P.C.B.	<b>£45.00</b>	<b>£53.48</b>
KB756MF As above, fitted with metal mounting frame for extra rigidity	<b>£49.50</b>	<b>£58.65</b>
KB710 10-key numeric pad, supplied with connecting cable	<b>£8.00</b>	<b>£9.78</b>
KB701 Plastic enclosure for KB756 or KB756MF	<b>£12.50</b>	<b>£15.24</b>
KB702 Steel enclosure for KB756 or KB756MF	<b>£18.00</b>	<b>£23.00</b>
KB2376 Spare ROM Encoder	<b>£12.50</b>	<b>£15.24</b>
KB15P Edge connector for KB756 or KB756MF	<b>£3.25</b>	<b>£4.31</b>
DC-512 DC converter to allow operation at 5V only (plugs in to P.C.B.)	<b>£7.50</b>	<b>£9.20</b>
DB25S Mating connector for KB771	<b>£4.25</b>	<b>£5.46</b>
PERK 56-station ASCII Keyboard for PET Complete with PET interface, built-in power supply and steel enclosure	<b>£145.00</b>	<b>£172.50</b>
Discounts available for quantities		

## MISCELLANEOUS

### LOW COST PRINTER OFFER

TELETYPE 33 Printer mechanism including case but no keyboard or electronics. 64 upper case ASCII, 10cps, pinfeed platen. Ideal for the electronic hobbyist. **ONLY £85.00**

BALL MIRATEL 9" Monitor with case including space for keyboard. Integral power supplies included. Requires separate horizontal & vertical video input. **£95.00**

CLARE KEYBOARD SWITCHES Special purchase of top-quality Clare SF-type switches. **BRAND NEW SURPLUS 25p each**

DATA GENERAL model 1210 CPU with 4K core. **£795.00**

DIGITRONICS P135 paper tape punches 35 cps. Solenoid device with 27VDC coil. **£95.00**

FACIT 4070 Paper Tape Punch. **£675.00**

HAZELTINE THERMAL PRINTER 80-column 30 cps silent RO printer with parallel TTL input. **£395.00**

SHUGART SA400 Mini-floppy disc drive — **BRAND NEW £195.00**

SHUGART SA800 8" Floppy disc drive — **BRAND NEW £395.00**

TALLY 1602 MATRIX PRINTER, Parallel Input, Upper/Lower case. Tractor feed, as new. **£995.00**

TERMINPRINTER 7075 RO Impact Printer, Upper/Lower case, pin feed. RS232. **£395.00**

TEXAS 725 Portable Terminal with acoustic coupler. **£625.00**

TEXAS 743 Portable Terminal RS232. **£795.00**

TEXAS 733 ASR Terminal. **£1375.00**

**49/53 Pancras Road London NW12QB Tel: 01-837 7781. Telex 298694**

103 FOR FURTHER DETAILS



# ELECTRONIC BROKERS LTD VDU PRICES SHATTERED




## £199

+ VAT



## £299

+ VAT



## £425

+ VAT

### Hazeltine H-1000

The low, low priced teletypewriter-compatible video display terminal, offering your choice of transmission speeds up to 9600 baud as well as parity generation and checking.

#### Specification

**SCREEN SIZE** — 12" diagonal.

**SCREEN CAPACITY** — 960 characters; 80 per line x 12 lines.

**CHARACTERS** — 5 x 7 Dot Matrix; 625-line raster.

**CHARACTER SET** — 64 ASCII alpha-numerics and symbols.

**KEYBOARD** — TTY format.

**INDICATORS** — Power On, Parity Error.

**PARITY** — Parity error indicated by Parity Light and question mark (?) displayed in character position.

**TRANSMISSION** — Asynchronous. Switch-selectable for any two standard rates up to 9600 baud.

**OPERATING MODES** — Full / Half Duplex.

**MEMORY** — High Speed MOS refresh.

**STANDARD INTERFACE** — CCITT V-24 (EIA RS-232 B/C).

**REFRESH RATE** — 50 fields per second.

When ordering please specify your choice of switch-selectable baud rates.

Standard: — Either A) 110/300 baud or B) 300/1200 baud

Optional: A combination of any 2 of the following transmission speeds can be provided at a surcharge of £25.00.

75, 110, 150, 200, 300, 600, 900, 1200, 1800, 2400, 4800, 9600. (N.B.: 900/1800 not compatible with 110/200 respectively).

### Hazeltine H-2000

The world's largest-selling teletypewriter-compatible video display terminal. The Hazeltine 2000 sets the standard in features, performance, reliability and value in an ever-expanding list of applications in Universities, Hospitals, Business, Finance and Government.

Features include ★ Switch-selectable transmission rates to 9600 baud ★ Three switch-selectable operating modes — full duplex, half-duplex or batch ★ Direct cursor addressability ★ Dual-intensity video ★ Tabulation ★ Powerful editing capability ★ Remote keyboard ★ Selective or automatic roll-up ★ Teletype compatible ★ Parity select ★ Large screen capacity ★ Clear 5 x 7 matrix character image ★ Full remote command set ★ Format capability ★ Standard peripheral interfaces.

#### Specification

**SCREEN** — 12" diagonal; 1998 characters; 74 per line x 27 lines.

**CHARACTERS** — 5 x 7 Dot Matrix; 625 lines raster.

**CHARACTER SET** — 64 alphanumeric and symbols. 32 ASCII control codes.

**KEYBOARD** — Detachable, solid state. TTY design. 10-key numeric cluster plus editing and cursor control keys.

**TRANSMISSION** — Asynchronous. Switch-selectable, for combinations of 5 standard rates, 110 to 9600 baud.

**OPERATING MODES** — Switch-selectable, full duplex, half-duplex or batch.

**MEMORY TYPE** — 2048 x 8 RAM.

**EDITING FEATURES** — Full Cursor Controls plus Insert/Delete Character, Insert/Delete Line, Clear Screen, Clear Foreground Data Only, Tab.

**STANDARD INTERFACE** — CCITT V-24 (EIA RS-232 B/C).

**REMOTE COMMANDS** — Insert/delete Line, Clear Screen, Clear Foreground Data Only, Home Cursor, Address Cursor, Set Background Intensity, Set Foreground Intensity, Carriage Return, Backspace, Ring Bell, Transmit, Print.

**AUXILIARY OUTPUT** — Standard printer interfaces; Standard cassette interface.

### Hazeltine MODULAR ONE

The Hazeltine Modular One terminal offers the full range of terminal performances — from simple teletypewriter compatibility to enhanced editing and polling capabilities.

The Modular one is supplied in two different versions. The BASIC MODEL provides the following features: ★ 1,920 character display (80x24) ★ 12-inch bonded ★ Incremental and absolute cursor positioning. ★ Dual video intensity ★ 11-key numeric pad ★ Movable keyboard ★ Choice of 8 transmission rates up to 9600 baud ★ Communication interfaces: EIA RS-232 and current loop ★ Choice of block or blinking underscore cursor ★ Choice of white-on-black or black-on-white display representation.

#### Optional:

Lower Case	£35.00
Printer Port (parallel)	£70.00
Printer Port (serial)	£70.00
EIA Data Cable	£15.00
Remote Edit	P.O.A.
Current Loop Interface	P.O.A.
Synchronous Interface	P.O.A.
External Baud & Parity Switch	P.O.A.
Also available: EDIT MODEL	£695
POLLING MODEL	P.O.A.

**49/53 Pancras Road London NW1 2QB Tel: 01-837 7781. Telex 298694**





# COMPUTER WAREHOUSE


**NOW OPEN**  
MONDAY-SATURDAY  
9.30-5.30

## SCOOP PRINTER PURCHASE

PROFESSIONAL EQUIPMENT AT HOBBYIST PRICES  
SO LOW EVEN OUR COMPETITORS GASP!

In stock now test equipment, microprocessors, teletypes, transformers, power supplies, scopes, sig. gen's, motors, peripheral equipment, I.C.'s, tools, components, variacs, keyboards, transistors, microswitches, V.D.U.'s sub-assemblies + thousands of other stock lines. Just a mere fraction of our vast range, is displayed below: 100's of bargains for callers.


### DATA DYNAMICS 390 ASCII PRINTERS



ONLY  
**£135 + CAR**  
+ VAT

Printer only version of the world famous Teletype KSR33 but with the additional bonus of being housed in a special attractive sound proof case which cuts down any mechanical noise to a minimum. Also fitted is a unique data detect circuit which automatically turns the machine on and off on receipt/end of data from the computer. Standard features such as ASCII, 110 baud, and RS232 interface enable direct connection to most micros. Supplied in good condition and in working order.

### TELETYPE ASR33 I/O TERMINALS



**£235 + CAR**  
+ VAT

Fully fledged industry standard ASR33 data terminal. Many features including: ASCII keyboard and printer for data I/O, auto data detect circuitry, RS232 serial interface, 110 baud, 8 bit paper tape punch and ready for off line data preparation and ridiculously cheap and reliable data storage. Supplied in good condition and in working order. Options: Floor stand **£12.50 + VAT**  
Sound proof enclosure **£25.00 + VAT**

### ICL TERMIPRINTER 300 BAUD TERMINALS



**£325 + CAR**  
+ VAT

Made under licence from the world famous GE Co. The ICL Termiprinter is a small attractive unit with so many features it is impossible to list them in the space available! Brief spec. as follows: RS232 serial interface, switchable baud rates 110, 150, 300, (30 cps), upper and lower case correspondence type face, standard paper, almost silent running, form feed, electronic tab settings, suited for word processor applications plus many more features. Supplied in good condition and in working order. Limited quantity.

### HOW TO GET HERE

Victoria, London  
Bridge or Holborn  
Viaduct to  
Thornton Heath.  
1 minute from  
Thornton Heath  
Station.

### SPECIAL OFFERS

**HORIZON NORTH STAR**  
56k ram, quad floppies  
guaranteed **£1795 + VAT**

**HEWLETT PACKARD**  
HP programmable calc.  
**£140 + VAT**

**BEARCAT 210**  
Scanning receiver  
40-512 Mhz  
**£140 + VAT**

### THE CHIPS ARE DOWN MOSTEK, INTEL, NEC, MOTOROLA I.C. PRICES SLASHED!

A massive purchase of brand new "state of the art" data processing equipment enables us to offer the following chips at never, and we mean never to be repeated prices.

8085A	Central Processor	<b>£11.99</b>
8155C	256x8 Static Ram	<b>£8.95</b>
8253C	Programmable Interval Timer	<b>£8.95</b>
8255A	Programmable Peripheral Interface	<b>£9.95</b>
8259A	Programmable Interrupt Control	<b>£4.75</b>
8755A	2Kx8 Eprom 16 I/O Lines	<b>£34.50</b>
MC6850P	ACAI	<b>£3.75</b>
2652	MPCC Comms. Controller	<b>£24.00</b>
2102 1K	Static 650ns Rams 8 for	<b>£5.25</b>
1702	256x8 Eprom	<b>£3.75</b>
5101L-1	256x4 Static Ram 450ns	<b>£4.95</b>

And Remember All Chip Prices Include V.A.T.

All above I.C.s are brand new or removed from new unused socketed P.C.B.'s. Eproms supplied washed.

All full spec. and guaranteed

### SEMICONDUCTOR 'GRAB BAGS'

Amazing value mixed semiconductors, include transistors, digital, linear I.C.'s, triacs, diodes, bridge recs. etc. etc. All devices guaranteed brand new, full spec. with manufacturers markings, fully guaranteed.  
50 + BAG **£2.95** 100 + BAGS **£5.15**

### MUFFIN FANS

Keep your equipment Cool and Reliable with our tested equipment "Muffin Fans" almost silent running and easily mounted. Available in two voltages 110 V.A.C. **£5.05 + pp** 55p OR 240v A.C. **£6.15 + pp** 65p DIMENSIONS 4 1/2" x 4 1/2" x 1 1/2"

### ELECTRONIC COMPONENTS & EQUIPMENT

**66%**  
DISCOUNT

Due to our massive bulk purchasing programme which enables us to bring you the best possible bargains, we have thousands of I.C.'s, Transistors, Relays, Cap's., P.C.B.'s, Sub-assemblies, Switches, etc. etc. surplus to our requirements. Because we don't have sufficient stocks of any one item to include in our ads., we are packing all these items into the "BARGAIN PARCEL OF A LIFETIME" Thousands of components at giveaway prices! Guaranteed to be worth at least 3 times what you pay plus we always include something from our ads. for unbeatable value!! Sold by weight

2.5kls **£ 4.75+pp** £1.25 5kls **£ 6.75+pp** £1.80  
10kls **£11.75+pp** £2.25 20kls **£19.99+pp** £4.75

★ **SHUGART SA800** ★  
8" Floppy Disk Drives  
as new **£225.00 + VAT**

### ★ RAM AND EPROM STAR OFFERS ★

2716 Single 5v rail EPROMS	<b>£10.25</b>
2716 Three rail EPROMS	<b>£ 8.50</b>
4116 16k x 1 200 ns RAMS 8 for	<b>£28.50</b>

### 64K x 8 DYNAMIC/STATIC RAM CARDS

A masterpiece of electronic engineering and our own advantageous buying enables us to bring you a complete memory system at a giveaway price. Originally made for a large processor the RAM card has many features, including on board refresh, internal parity generation and checking. Standard TTL inputs/outputs, +5, +12, -15v supply rails and its effective STATIC capability make it useable with many CPU's. A fast cycle time of approximately 400ns make this a snip at only **£125.00 + £3pp**. Supplied complete with circuits.

### ★ DISPLAY I.C. AND TRANSISTOR BARGAINS NEVER CHEAPER ★

All I.C.'s and Transistors by well known manufacturers and fully guaranteed. No fall outs. Comprehensive data on I.C.'s 15p per type.  
2N4351 N channel MOS FET.  
2N4352 P channel MOS FET.  
60p each £1.00 per pair  
HIGH VOLTAGE NPN POWER SWITCHING transistors BVcbo 600v BVceo 500v BVebo 15v Ic 5 amps Pc 125 watts HFE 60 typ ft 2.5 mhz ideal invertors, etc. TO3 **£1.60** each 4 for **£5.40**.  
BF258 NPN 250v @ 200ma 45p each 3 for **£1.08**.  
I.R. BS801 2.5 amp 100v bridge rec. P.C. mount long leads 35p each 4 for **£1.08**.  
IN4998 4 amp 100v P.C. mount diodes long leads 14p each 10 for **£1.10**.  
LM309K + 5v 1.2 amp regulator **£1.10** each 6 for **£5.35**.  
AGFA C10 computer grade cassettes complete with library cases 68p each, 10 for **£5.50**  
IN4004 SD4 1 amp 400v diodes 7p each 18 for **£1.00**.  
I.R. 12 amp BRIDGE RECS. 400 volt **£1.25** each.

POWER DARLINGTON SCOOP!  
MJ1000 NPN 60v 90w 8 amps TO3 95p each  
2N6385 NPN 80v 100w 10 amps TO3 **£1.25** each  
MJ4030 NPN 60v 150w 16 amps TO3 **£2.25** each

S.C.R.'s  
2N3001 30v 350 ma TO18 22p each 6 for **£1.00**  
2N5061 60v 800ma TO18 27p each 4 for **£1.00**  
2N4441 50v 8 amps TO220 45p each 10 for **£4.00**  
C10601 400v 5 amps TO202 55p each 10 for **£5.00**

TRIACS  
G.E. 12 amp 600v TO220AB 95p each 10 for **£8.75**  
A.E.I. 10 amp 400v ready mounted on 2 1/2" x 2 1/2" heatsink **£1.00** each 4 for **£3.75**

LOW PROFILE I.C. SOCKETS  
8 D.I.L. 10p each 12 for **£1.00**  
14 D.I.L. 14p each 8 for **£1.00**  
16 D.I.L. Gold Plated mil. grade 22p each 6 for **£1.00**  
22 D.I.L. 27p each 5 for **£1.00**  
24 D.I.L. 35p each 3 for **£1.00**  
40 D.I.L. 60p each 2 for **£1.00**

OTHER GOODIES  
2N3055 (I.R.C.) 65p each  
2N5943 R.F. output 40 volts. 1 watt up to 1000MHZ 1.05 55p each 10 for **£5.00**  
2N4304 W720Z F.T. transistor 37p each 3 for **£1.00**  
LM380N/SL6051 14 D.I.L. 2 watt A.F. amp 80p each 8 for **£6.00**  
CA3028B DC 120 MHZ differential cascode amp **£1.00** each 3 for **£2.50**  
CA3011 20 MHZ wideband amp TO99 case 65p each 2 for **£1.00**  
TMS3114 DUAL MOS 128 bit static shift reg. DC 2.5 MHZ **£1.50** each 4 for **£4.25**

GE424 zero voltage switch. triac SCR relay driver TO5 can **£1.10** each 7 for **£6.50**  
LM384 5 Watt audio I.C.s **£1.50** each 10 for **£11.00**  
FPO3725 4 NPN 50v 500ma transistors in 14 D.I.L. pack 70p each 2 for **£1.00**

### SUPervalue P.C.B. SPECIAL

Another great buy. Board contents include 62 Digital I.C.'s all located in 14 pin D.I.L. sockets. Original cost over **£90**, our price only **£4.95 + pp** 65p

### POWER SUPPLY UNITS

Building a system? Then your P.S.U. requirements stop here! Removed from brand new fire damaged front end processors originally costing several thousands of pounds each, these supplies feature 1980's technology including switching regulators. Fully smoothed and regulated continuous outputs of: +5v @ 15 amps, +12v @ 3 amps, and -12v @ 3 amps all on a P.C.B./heatsink measuring only 12" x 7.5" x 2.5". Supplied complete with circuit, transformer and easily removed smoke marks! **£34.95 + £2.50 car.**

### ★ KEYBOARDS ★

#### ★ LOW PRICE CHASSIS ★



A special bulk purchase enables us to offer the above keyboard at a lowest ever price. 49 coded keys encoded into a direct TTL compatible 7 bit output. Features such as delayed strobe, 5 volt O.C. single rail operation and rollover protection make this an absolute must for the MPU constructor! Supplied complete with connection diagram and edge connector, at a secondhand

"no time to test" price of only **£20.00 + P.P. £1.60**

SUPER CASED VERSION Same as above spec. but housed in attractive two tone moulded, free standing case. Unit also includes an all TTL parallel to serial converter (no details) etc.

**£27.50 + P.P. £1.85**

### TOROIDAL TRANSFORMERS

PR 240v pri. sec. 15 0 15 @ 2 amps dimensions 3" x 2 1/2" **£4.95 + pp** 99p  
TM 240v/110v pri. sec. 15 0 15 8vA dimensions 2 1/2" x 1" **£1.95 + pp** 30p.  
All voltages measured off load.

### Plugs, Sockets & Connectors Cannon 'D' Range

Ways	Plug	Socket
9	<b>£1.03</b>	<b>£1.26</b>
15	<b>£1.17</b>	<b>£2.01</b>
25	<b>£1.72</b>	<b>£2.58</b>
37	<b>£2.35</b>	<b>£4.14</b>
50	<b>£2.90</b>	<b>£5.46</b>

25 way ex-equip. plug or socket **£1.25**

Edge connectors, gold plated

0.1 DS	85 way	<b>£3.99</b>
0.1 DS	45 way	<b>£2.45</b>
0.15 DS	56 way	<b>£3.25</b>
0.156 DS	36 way	<b>£2.00</b>

All connectors easily cut to size  
1000's of other connectors ex stock

### BARGAINS GALORE!

In our walk round Warehouse  
NOW open Monday to Saturday 9.30-5.30



Dept. W.W. 64-66 Melfort Rd., Thornton Heath, Surrey. **MAIL ORDER INFORMATION**  
Telephone 01-689 7702 or 01-689 6800

Unless otherwise stated all prices inclusive of V.A.T. Cash with order. Minimum order value **£2.00**. Prices and Postage quoted for UK only. Where post and packing not indicated please add 40p per order. Bone Fide account orders minimum **£10.00**. Export and trade enquiries welcome. Orders despatched same day where possible. Access and Barclaycard Visa welcome.



**LEAR SIEGLER model 310 Ballistic printer.** Save £400. **OUR PRICE ONLY £950** or make us an offer.

**DEC VT52.** Used but clean **£650.**

**TERMINET 30 PRINTER WITH TWIN CASSETTE.** 30 cps. Standard 232, **£700 or offer.**

**NEWBURY VDU** with Keyboard Model 24-80 **£350 or offer.**

**CIPHER VDU** with separate Keyboard (No case). Printer, port; reverse video/flashing etc **£375 each or offer.**

**CALCOMP 564 BARREL PRINTER.** MUST GO. **£650.**

**CIL PLOTTER on STAND.** Ex-Ministry VGC. **£850.**

**FACIT 4001 READER** with 2 spoolers 4015. **£475** the set. Please make an offer we can accept.

**FACIT PUNCH** with 5107 CONTROLLER **£250.**

**DICOM Disk Drive 8"** Ex-Ministry Clean **£120 each.**

**TELETYPE PUNCH** in Silent Case **£45 each.**

**ARCTURUS A18D.** 16 bit mini. With Data. Another gift **£425.**

**COMPUTER AUTOMATION ALPHA 16** with TTL Input Interface. Massive Documentation & quantity of paper tapes. And again a gift at **£390.**

**HEWLETT PACKARD 2114A COMPUTER.** No Interface. No data. **HENCE £475.**

**TELETYPES ASR 33** with 20ma Loop **£350 each.** 232 available at extra cost. KSR as above **£225 each.**

**TWIN SHUGART** Floppy Drives a **£450 gift.**

**A FEW OLIVETTI PRINTERS & KEYBOARD** Type Te300 still available — please enquire.

**STEPPING MOTORS**

200 Steps — 20-oz./in. torque, 12/24 volt input 4-wire.  
**£12 each. P&P £1.50**

**STEPPING MOTORS**

200 Steps. 20 oz./in. torque 120 volt operating 3-wire.  
**£4 each. P&P £1.50**

BC172 5p	BC2128 5p	74C20 25p	2N5449 5p	BC251 5p
BZY884V7 10p	SN76550 5p	74C08 25p	2N3053 15p	BC171A 5p
BZY8813V 10p	IC7451 10p	74C10 20p	TIS92 10p	BF760 5p
2N3006 5p	MC4001 15p	MC4049 35p	TIS93 10p	4013 30p
1N4305 5p	MC4012 15p	2N3704 8p	BC337 8p	
BZX79C 10p	MC4020 75p	2N5447 5p	BC327 8p	

**MONSANT DISPLAY** type MAN101A 0.3" **£1 each.**

**REGULATORS — all at 45p each.**

MC7805; 7812; 7815; 7912.

MC14961 70p. TIS 50 — 10p each. MC4016 — 25p each. 74100N — 75p each

Miniature 4.7K PRESET. 10 for 25p. 100 for £2.

16 pin DIL Socket 10p. 14 pin SIL Socket 8p.

LED type TIL 209 Red with holder 10p each.

SLOTTED OPT SWITCH supplied with data — normally over £2. **OUR PRICE 75p each.**

ROCKER SWITCHES 2 pole c/o — 15p each.

Spring Action TERMINALS — normally over 30p ea. **OUR PRICE 15p each.**

TOROIDAL TRANSFORMER 0-115V-230V Input; 13.5V-0-13.5V rated 8VA output **£1.70 each. P&P 75p.**

Sub-min TRANSFORMER 0-120-240V Input. 12V-0-12V rated 4VA. Output 75p each. P&P 50p.

L.E.D.s Standard White 12p; Standard Yellow 15p; Small White 8p.

**DIODES**

All new full spec. devices IN3063 BAX 13; 1S44; 1N4148; 1N3470; 1N4151  
100 off **£1.50** — 1,000 off **£10.**

**BLUE THERMAL PAPER**

430ft roll 8½" wide  
**£2 per roll P&P £1.75**

**MUST CLEAR  
LARGE QUANTITY OF  
PHOTO MULTIPLIERS**

all with information. British. Approx. 2" window **£2 each.** British. Approx. 5" window **£3.50 each.** American. Approx. 2" window **£4 each.** Special American version by RCA **£6 each.** P&P all photomultipliers **£1.50 each.**

**MARCONI** Signal Generator type TF144H **£225**

**R&S** UHF Signal Generator 280-940MHz USVD **£850ea**

**R&S ATTENUATOR** 0-100db 50 ohm. DPR BN18042/50 **£850ea**

**R&S** Power Signal Generator 0.1-30MHz SMLR BN41001 **£850ea**

**R&S** Direct Capacitance Meter KKH BN5201 **£120**

**MARCONI** voltmeter TF1041C **£30**

**MARCONI** Signal Generator TF144H/4 Light front No Case **£175**

**R&S** Graph type ZDD BN3562 **£85**

**EHT UNIT** 230V 50cs 25VA 7.5KV **£22.50ea**

**R&S** SWOB BN4244/2/50; POLYSCOPE 1 As New **£375**

**STODDART** Radio Interference & Field Intensity Meter complete with Power supply 375-1000MHz. No linking cable **£450**

**RACAL** Signal Generator type 365A. AM/FM 1-320MHz **£1750ea**

**B&K** Automatic Freq. Response Recorder type 3302 (Beat freq. Osc type 1014 with Recorder type 2304) **£350**

**MARCONI** Signal Generator TF801D/1/5 **£120ea**

**MARCONI** Signal Generator TF801B **£80**

**MARCONI UNIVERSAL BRIDGE** TF1313 1/4% **£250ea**

**MARCONI AM/FM** Signal Generator TF895A/2 **£130**

**MARCONI** Carrier Deviation Meter TF791C **£80**

**ADVANCE** 1 Meter type 12 **£45**

**OSCILLOSCOPES** — wide range from **£40ea**

The above is a very small fraction of the test gear we have available. The prices we believe are fair — you persuade us they should be less. We will at least have the courtesy to listen. Call and see but please phone to make sure the items are still available.

**VARIAES** Ex-Equipment. Good condition 8 Amps **£25 ea.**

**20 AMPS** **£35 ea.**

Some 3 phase available. Please enquire.

**CRYSTALS** **50p each.**

Flat metal case — 19.2KHz; 844.8KHz; B7G — 10MHz.

**LOUD HAILERS.** Transistorised hand-held. No leads. Standard internal batteries supplied. Howl Switch. **£20 ea. P&P £2**

**INFRA RED QUARTZ LAMPS.** 230V 620 Watts. Size 1½" x ½" dia. **£1.50.**

**BRIDGE RECTIFIER.** 2 Amp **50p ea.**

**PHOTODIODE DETECTOR** 4" fly leads. **25p ea.**

**AMPHENOL.** 17-way chassis mount edge connectors 0.1 spacing. **15p ea.**

**I.E.C. Standard MAINS LEAD.** Moulded (3 vertical flat pins centre offset) **60p ea.**

**FANS.** 115V 13 Watts. Size 3¼ x 3¼ x 1½" BRAND NEW. **£4.50 ea.** Second hand **£2.50 ea.**

**DELAY LINE.** 50 nanosecs. 3 connections — ground in-out Size 2 x 7/16 x 5/16" New **25p ea.**

Miniature **MOTORS** 12V with geared wheel (8 teeth 3/16" dia). Size 1¼ x ¼" dia. New **30p ea.**

**709 DIL 14-PIN  
OPERATIONAL  
AMPLIFIERS**

at 8p each  
100 off 25% discount.

**MINIATURE  
KEYBOARD**

Push contacts, marked 0-9 and A-F and 3 optional function keys. **£1.75 each. P&P 65p.**

**MAGNETOS**

— Brand New, Boxed  
Ex-Ministry

Originally for Ministry aircraft, therefore finest quality — very reliable.  
Ridiculous **£4.75 each**

**STEPPING MOTORS**

North American Phillips, 5 volt 3.3 Amp operation. 2 wire PPS 0-200 revs per min 0-250 used. Tested **£16 each. P&P £1.50.**

**MUST CLEAR  
POLARAD SPECTRUM  
ANALYSER**

5" Display. These are supplied with STU 2 plug-in. 1 to 45 GHZ.  
**£85 each**

**TRANSISTOR INVERTOR**

115V AC 1.7 Amp Input. Switching is at 20KHz. Output windings from Pot Core. Can be rewound to suit own purpose or unit can be broken for host of components. Circuits supplied. **£1.25 each. P&P £2.**

**CONVERT THIS UNIT TO A  
SUPER BATTERY  
CHARGER**

Attractive green ministry quality case with removable top and bottom plates — heavy duty power switches — high powered resistors to control current — good quality centre mounted amp meter — strip of wing nut terminals on front panel which can be used for connecting leads. **ALL THIS FOR £3.50, P&P £2.** Four Units **£12.** Carriage **£5.**

**STEPPING MOTORS**

6/12 position with additional where the rotor is coils. Device can be used as a tachometer. Diagram supplied. Will actually work on 5 volts. 12/24 recommended.  
**£1.50 each P&P 75p** or 5 for **£5 P&P £1.50.**

**INFRA RED IMAGE  
CONVERTER type 9606  
(CV 144)**

1¾" diameter. Requires single low current 3KV to 6KV supply initially boxed. With data  
**£12.50 each P&P 75p**  
Infra Red Lamps also advertised

**KEYBOARD PAD**

Size 3x2½x2" high with 12 Alma Reed Switches. Blue keys marked in green 0-9 and a star with one blank.  
**£4 each, P&P £1.** or 5 for **£15 P&P £2.**

**EDDYSTONE  
RXS**

**770R** used tested **£95 each**  
**730/10** used tested **£77.50 each**  
**940** 24V inverter version. Special Government Quality vgc **£165 each.**

**TANTALUM BEAD CAPACITORS.** 4.7uf 25V. 100 off **£1;** 100 off **£7.50.** 330uf 6.3V 15p ea.

**TEXAS** Low Profile 40pin IC Sockets **45p ea.**

**SMALL TRANSFORMER.** 240V Input. Output 2 windings 12V and 24V 1 amp. **£2 each**

**SO SIMPLE SO SAFE.**

Fit a push button **CIRCUIT BREAKER** Small, compact, 3 ratings 0.8; 1.8 and 10Amp. State which one when ordering. **75p each.**

**AMP METER** 2½" dia. Scaled 0-60. Basic 75MV FSD. Complete with external 60 Amp Shunt. **£2.50 ea. P&P £1.50.**

**SEMICONDUCTORS** 1N4005 — 5p; 1N4002 — 3p.

At 5p each:  
BC147, BC157, BC158, BC237, BF197, OA90, OA81, BC148B, BA154, BA243.

At 25p each:  
TIP31, TIP41A, 2N296, AF139, 2TX341.  
BY127 10p. BF181 20p. BD239 45p; BD241 40p; MA343AT 45p. BD228 50p; BD233 & BD234 Comp Pair 25V — 80p per pair at 50p each.

**REGULATOR** TBA625, 8 to 20V in — 5V out 100MA TO5 Con. 50p each P&P 20p.

**TV AMPLIFIER** TBA 120 20p each.

**Integrated Circuits**

7453 5p	74H74 12p	75325 1p
7451 5p	74H51 7p	SN15862 4p
7402 12p	74538 10p	MC4028 85p
7476 20p	74502 12p	7417 14p
7495 35p	74154 70p	7441 40p
74122 12p	74C02 18p	74C86 50p
74C00 17p	74C04 18p	74C161 24p
	74C74 18p	

**MOTOROLA DUAL** in Line 6 pin Opto Coupler 30p each. Gold plate version 50p each.

**EPROMS** 2708 **£5.50 each.**

**SMITHS** encapsulated transistorised AUDIBLE WARNING DEVICES 4V-12V. Can be driven from TTL. **65p each.**

**ELECTROSTATIC VOLTMETERS.** 7.5KV **£6 each. P&P £1.50.**

Other ranges available. Please enquire.

**TRIMMERS.** Sub min 0.25 to 1.25 pf, 1 to 4.5pf, 7 to 45pf. All at 6p each.

**HONEYWELL** humidity controllers **50p each.**

**THYRISTOR TIMER.** Solid State. 15 secs adjustable (reset) in plastic relay case. Standard 7-pin base. Series delay **50p each.**

**MINIATURE PC MOUNT SLIDE SWITCH.** Single pole 3-way 10p each.

**LARGE EX-MINISTRY SPEAKERS.** OUTSIDE 15 ohm or 500 ohm. Tested. **£25 each** or 5 for **£100.**

Some EHT Transformers and Capacitors available. Please enquire.

**TELEPHONES** 706 style black; grey or blue **£5.50 ea.** 746 style black or grey **£7.50.** Older style black **£2.50 each.** Discarded grey 706 **£4 ea.** P&P **£1.50** per telephone. INSERT can be used as Microphone / Earpiece (Like used as insert in telephone but superior quality) Ex-Min. Brand new wrapped **75p each.** or 10 for **£8.**

**DC SERVO MOTOR** 110V 2.5Amp continuous. Double shaft. Brand new. 4 wire. 4 brush **£25 ea.** Plus carriage.

**PC Mount POTS.** Wire wound with knob 200 ohm & 10ohm. **10p**

**CAPACITORS** at 5p ea. — 0.1 uf 400V Small rec. black PC Mount German. Class 3300pf; 220nf 250V.

Capacitor 0.1mfd 250V AC — 10p ea.

**4 DIGIT 7 SEGMENT** per digit plus a figure one to the left plus a centre minus sign to the left of the figure one with decimal places between digits. Good brilliance at 1.5V. 15 connections **£2.50**

**MINIMUM ORDER £3 VALUE OF GOODS. MINIMUM P&P £1** — where P&P not stated please use own discretion — excess refunded. **CARRIAGE ALL UNITS.**

**£5 P&P or CARRIAGE and VAT at 15% on total MUST BE ADDED TO ALL ORDERS.**

**CALLERS VERY WELCOME STRICTLY BETWEEN 9am-1pm and 2-5pm Monday to Saturday inc.**

**BARCLAYCARD (VISA) and ACCESS taken. Official orders welcome.**

# CHILTMead LTD

**NORWOOD ROAD, READING**

**TELEPHONE NO. READING 669656**

(2nd turning left past Reading Technical College in King's Road then first right — look on right for door with "Spoked Wheel")







**NASCOM-2 MICRO-COMPUTER****FREE 16k  
RAM B  
Improved  
Model****only  
£335****+ VAT  
IMMEDIATE  
DELIVERY**

780A 8 bit. This will run at 4 Mhz but is selected between 2/4/Mhz. On-board, addressable memory. 2K 2K Monitor — Nas-sys 1. 1K Video RAM (MK 4118). 1K work space/User RAM

(MK 4118) (8K Microsoft Basic PR) (MK 3600 ROM). 8K Static RAM/2708E Pr.

**Power Supply £29.50 + VAT.**

**Microprocessors** Z80A, 8 bit CPU. This will run at 4MHz but is selectable between 2/4 MHz. This CPU has now been generally accepted as the most powerful 8 bit processor on the market.

**INTERFACE**

**Keyboard** New expanded 57 key Licon solid state keyboard especially built for Nascom. Uses standard Nascom, monitor controlled, decoding.

**T.V.** The lv peak to peak signal can drive a monitor directly and is also fed to the on-board modulator to drive the domestic T.V.

**I.O.** On-board UART (Int. 6402) which provides serial handling for the on-board cassette interface or the RS232/20mA teletype interface.

The cassette interface is Kansas City standard at either 300 or 1200 baud. There is a link option on the NASCOM-2 for 2400 Baud.

The RS232 and 20mA loop connector will interface directly into any standard teletype.

The input and output sides of the UART are independently switchable between any of the options — i.e. it is possible to have input on the cassette and output on the printer.

**PIO** There is also a totally uncommitted Parallel I/O (MK 3881) giving 16, programmable, I/O lines. These are addressable as 2 x 8 bit ports with complete handshake controls.

**Documentation** Full construction article is provided for those who buy a kit and an extensive software manual is provided for the monitor and Basic.

**Basic** The Nascom 2 contains a full 8K Microsoft Basic in one Rom chip with additional features like DEEK, DOKE, SET-RESET for simple programming.

**SYSTEM  
80 KITS  
from  
£225****Microprocessor board\* (Nascom 2)**

4MHz Z80 CPU; TV or Video + 1200 baud Kansas City + Serial RS 232 printer Interfaces; Keyboard; 128 character ASCII plus 128 Graphics in 2 x 2K ROM; free 16-way parallel port; 8K BASIC; NAS SYS operating monitor. £280 built and tested.

**Firmware & MOS ICs**

Zeap Assembler (4, 1K x 8 EPROMS) £50  
Nas Pen text editor (2, 1K x 8 EPROMS) £30

**Floppy disc system**

Double sided, double density 5¼in disc giving 280K bytes formatted, including controller board/PSU/Housing and interconnects. £480. Controller board £127.50. Second Disc £240. CP/M £80.

**System 80 housing**

High strength GRP moulding Accepts 12x8 Nascom 2 CPU board, four 8x8 expansion boards. £85 incl. frame racking, interconnects and motherboard.

**Expansion Boards\* (in kits)**

16K RAM £127.50 • 32K RAM £175  
48K RAM £220  
High Resolution Programmable Graphics £90  
High Resolution Colour add on £37.50  
Colour Board Kit £140

All prices subject to VAT.

No more slaving over a hot soldering iron. The Nascom 1 is now supplied BUILT! Britain's biggest small system is available fully constructed for you to slot into your own housing for the ridiculously low price of £140 plus VAT (kit price still only £125 plus VAT).

**nascom-1**


12" x 8" PCB carrying 5LSI MOS packages, 16 1K MOS memory packages and 33 TTL packages. There is on-board interface for UHF or unmodulated video and cassette or teletype. The 4K memory block is assigned to the operating system, video display and Eprom option socket, leaving a 1K user RAM.

The MPU is the standard Z80 which is capable of executing 158 instructions including all 8080 code.

**NASCOM-1**  
**£125** + VAT  
P&P £1.50

**NASCOM PRODUCT LIST**

	+ VAT
I/O board kit less I/O chips	45.00
UART + BAUD rate generator + crystal for I/O board	16.00
CTC — MK3882 multiple interrupt driven clock generator for I/O board	8.25
P/IO — MK3881 + interconnect for I/O board	8.50
P/IO interconnect only (for I/O board)	3.80
Econographics kit for additional 128 characters (N1 only)	30.00
2708/2716 Programmer for Nascom 1 and 2 under NAS-SYS	20.95
Nascom 19" rack mounting card frame for N1 and N2	32.50
Nas-DA disassembler 3 EPROM for Nas-sys	37.50
MK36271 8K BASIC in 8K x 8 ROM	40.00
Naspen VS in 2 EPROM	30.00
Nas-sys monitor in 2 EPROM	25.00
Nasbug T2 1 x EPROM	12.50
Nasbug T4 2 x EPROM	25.00
Tiny Basic 2 x EPROM	25.00
Super Tiny Basic 3 x EPROM	37.50
Super Tiny Basic upgrade 1 x EPROM	12.50
<b>Tape Software</b>	
ZEAP 1.2 tape and documentation for N1	30.00
ZEAP 2 tape and documentation for Nas-sys	30.00
8K BASIC tape and documentation for N1	15.00
<b>MEMORIES</b> Discounts 10% for 4, 15% for 8, 20% for 16	
MK3880 (Z80) for N1	7.50
MK3880-N4 (Z80A) for N2	7.95
MK4116 16K x 1 dynamic RAM	7.50
MK4027 4K x 1 dynamic RAM	2.25
2102 1K x 1 static RAM	1.00
4118 1K x 8 static RAM	12.75
Unprogrammed 2708	7.50
Unprogrammed 2716	19.95
IM6402 UART	4.50
2114 1K x 4 Static RAM	3.95
8080A	5.25

**NASCOM IMP****PLAIN PAPER  
PRINTER**

for just £325 plus VAT. Interfaces with all micro computers

The Nascom IMP (Impact Matrix Printer) features are

- 60 lines per minute.
- Bi-directional printing.
- Automatic CR/LF.
- 80 characters per line.
- 10 line print buffer.
- 96 character ASCII set (including upper/lower case, \$, #, &).
- Accepts 8½" paper (pressure feed).
- Accepts 9½" paper (tractor feed).
- Baud rate from 110 to 9600.
- External signal for optional synchronisation of baud rate.

**IDEAL FOR WORD PROCESSING****COMPUTER KEYBOARDS**

**TASA** 56 key touch sensitive keyboard. All ASCII characters including control keys. Parallel output with strobe. Shift lock. Keys coded in 3 colours to indicate function. 18 V DC at 35 mA. 15" x 6.25" x 0.385" thick. Black resin encapsulated.

**£49.50 + VAT**

**Star Devices** Mk III 71 key touch sensitive keyboard. With numeric pad. All ASCII characters including control keys. Auto key repeat. Parallel output with strobe. Shift lock with indicator LED. Built in 'beeper' with level control. 5 V DC at 300 mA 15" x 7" x 1.25". Grey case with white keys on blue.

**£48.50 + VAT**

**Carter** 57 key ASCII keyboard. Conventional keyboard. 128 ASCII characters including control keys. Parallel output with strobe. Shift lock. + 5 V and — 12 V DC. 12" x 5.5" x 1.5". Black keys with white legends.


**£39.34 + VAT.**

**FERRANTI** — "SIZE 14 x 6 x 3" SLOPING FRONT

55 Key ASCII Coded in steel case. Complete with Plug and Cable with circuit to convert to T.T.L. levels. In good condition at only £25 + VAT, P/P £2.50

**CENTRONICS QUICK PRINTER**

LIST  
PRICE  
£459.00  
INCL. VAT



OUR  
PRICE  
£195.00  
+ VAT

**EXCLUSIVE TO HENRY'S  
50% OFF MAKER'S PRICE**

- for **TANDY PET NASCOM**
- Software selectable 20, 40 and 80 column using 120mm aluminiumised paper. 1 roll supplied.
  - 150 lines per minute.
  - Centronics parallel data interface for Nascom, Tandy, etc.
  - 240 volt mains input, ASCII character set
  - Paper feed, and on/off select switches, 'BELL' signal. Weight 10lbs. Size: 13" x 10½" x 4¼". list price £400.
  - New boxed and fully guaranteed

**POST PAID Price £195.00 + VAT**  
See **COMPUTING TODAY** Recommendations  
March/May issues

**TANGERINE**LONDON  
DISTRIBUTORS**COMPUTER SYSTEMS**Microtan 65 Kit, incl. VAT **£79.35**Microtan 65 Assembled, incl. VAT **£90.85**Tanex (min. con) Kit, incl. VAT **£49.45**Tanex Assembled, incl. VAT **£60.95**Lower case pack, incl. VAT **£10.90**Chunky Graphics Pack, incl. VAT **£7.50**20 Way Keypad, incl. VAT **£11.50**Mini-mother board, incl. VAT **£9.95**

Complete Tangerine range available

**SEND FOR COMPLETE COMPUTER BROCHURE FREEPOST TO ADDRESS BELOW**

Your London & National Nascom Distributor.  
Export Orders deduct VAT, but add 5% carriage.  
Official Export & Educational Orders welcome.  
Our Telex 262284, Mono Ref. 1400 Transconics.

**PLEASE  
ADD VAT  
15%  
EXCEPT  
WHERE  
STATED**

**HENRY'S**

Computer Kit Division

404 Edgware Road, London W2 1EO, England I.E.D. 01-402 6822





# U.K. RETURN OF POST MAIL ORDER SERVICE, ALSO WORLDWIDE EXPORT SERVICE

## BSR DE LUXE AUTOCHARGER

Plays 12", 10" or 7" records, Auto or Manual. A high quality unit backed by BSR reliability. Stereo Ceramic Cartridge, AC 200/250V. Size 13 1/2" x 11 1/4". 3 speeds. Above motor board 3 1/2". Below motor board 2 1/2". with Ceramic stereo cartridge.

**£20** Post £2



Ready cut Mounting Board £1 extra

## GARRARD AUTOCHARGER CC10A.

3 speed stereo cartridge. Plays all sizes of records, 7", 10", 12". (Turntable 7in) **£8.50**, post £1.

## HEAVY METAL PLINTHS

Cut out for most BSR or Garrard decks. Silver grey finish. Size 16 x 4 x 3in.

Post £2.00

**£4.50**


Special Tinted Plastic Cover for above

## TINTED PLASTIC COVERS

Sizes: 14 1/2" x 12 1/2" x 4 1/4" or 14 1/2" x 12 1/2" x 3in. **£3.50**. 15 1/2" x 13 1/2" x 4in. **£4.18** x 13 1/2" x 4in. **£6**. 17 1/2" x 9 1/2" x 3 1/2" **£3.18** x 12 1/2" x 3in. **£6**. 18" x 13 1/2" x 3 1/2" with standup hinges **£7**. Post £2

## BSR SINGLE PLAYER DECKS

BSR P182 3 speeds flared aluminium turntable "S" shape arm, cueing device, ceramic cartridge **£26**. Post only £2. Ready cut mounting board only £1 extra.



## BSR C142 RIM DRIVE QUALITY DECK

Manual or automatic play. Two speeds. Precision ultra slim arm. Cueing device. Bargain price

**£20**

Post £2

With stereo ceramic cartridge **BSR P207 BUDGET SINGLE PLAYER** ideal for disco or small two-speed Hi-Fi system with stereo cartridge **£15** cartridge and cueing device. Post £2

## GARRARD 6-200 SINGLE PLAYER DECK

Brushed Aluminium Arm with stereo ceramic cartridge and Diamond Stylus. 3-speeds. Manual and Auto Stop/Start. Large Metal Turntable. Cueing Device and Pause Control. Ready cut mounting board only £1 extra. **£22** Post £2

## ELAC HI-FI SPEAKER 10in. TWIN CONE

Large ceramic magnet. 50-16,000 c/s. bass resonance 40 c/s. 8 ohm impedance. 10 watts. RMS. **£7.95** Post 99p



## POTENTIOMETERS Carbon Track

5KΩ to 2MΩ. LOG or LIN. L/S 50p. DP 90p. Stereo L/S **£1.10**. DP **£1.30**. Edge Pot 5K. SP 45p. Sliders Mono 65p. Stereo 85p.

## EMI 13 1/2 x 8in. LOUDSPEAKERS

With tweeter and crossover. 10 watt. 8 ohm. 15 watts, 3 or 8 ohm.

**£9.95** Post 99p

**£10.95** Post 99p

SUITABLE BOOKSHELF CABINET **£9.50**. Post £1

Base woofer 15 ohm. 20 watt. **£10.95** Post 99p

15 ohm. 20 watt. **£10.95** Post 99p

15 ohm. 20 watt. **£10.95** Post 99p

15 ohm. 20 watt. **£10.95** Post 99p

15 ohm. 20 watt. **£10.95** Post 99p

15 ohm. 20 watt. **£10.95** Post 99p

15 ohm. 20 watt. **£10.95** Post 99p

15 ohm. 20 watt. **£10.95** Post 99p

15 ohm. 20 watt. **£10.95** Post 99p

15 ohm. 20 watt. **£10.95** Post 99p

15 ohm. 20 watt. **£10.95** Post 99p

15 ohm. 20 watt. **£10.95** Post 99p

15 ohm. 20 watt. **£10.95** Post 99p

15 ohm. 20 watt. **£10.95** Post 99p

15 ohm. 20 watt. **£10.95** Post 99p

15 ohm. 20 watt. **£10.95** Post 99p

15 ohm. 20 watt. **£10.95** Post 99p

15 ohm. 20 watt. **£10.95** Post 99p

15 ohm. 20 watt. **£10.95** Post 99p

15 ohm. 20 watt. **£10.95** Post 99p

15 ohm. 20 watt. **£10.95** Post 99p

15 ohm. 20 watt. **£10.95** Post 99p

15 ohm. 20 watt. **£10.95** Post 99p

15 ohm. 20 watt. **£10.95** Post 99p

15 ohm. 20 watt. **£10.95** Post 99p

15 ohm. 20 watt. **£10.95** Post 99p

15 ohm. 20 watt. **£10.95** Post 99p

15 ohm. 20 watt. **£10.95** Post 99p

15 ohm. 20 watt. **£10.95** Post 99p

15 ohm. 20 watt. **£10.95** Post 99p

15 ohm. 20 watt. **£10.95** Post 99p

15 ohm. 20 watt. **£10.95** Post 99p


15 ohm. 20 watt. **£10.95** Post 99p

15 ohm. 20 watt. **£10.95** Post 99p

15 ohm. 20 watt. **£10.95** Post 99p

15 ohm. 20 watt. **£10.95** Post 99p

## HIGH QUALITY



**JVC DECK**

**£28.50**

Post £2

## J.V.C. BELT DRIVE STEREO DECK

Detachable head, adjustable counter balance weight, hydraulic damped cueing platform, automatic pick-up arm return, 2 speeds, 33 and 45 rpm, suppression circuit to start stop switch, 240V AC motor, dynamic pendulous bias compensator. Teak veneered base, 19in. x 14 1/2in. **£9**. Post £2, plastic cover **£6**, post £2. Suitable stereo magnetic cartridge **£6.50** extra.

## RCS SOUND TO LIGHT KIT Mk. 2

Kit of parts to build a 3 channel sound to light unit, 1,000 watts per channel. Suitable for home or disco. Easy to build. Full instructions supplied. Cabinet **£18** **£4.50** extra. Will operate from 200MV to 100 watt signal. 200 Watt Rear Reflecting White Light Bulbs. Ideal for Disco Lights, Edison Screw. 6 for **£4**, or 12 for **£7.50**. Post 50p.

## "MINOR" 10 watt AMPLIFIER KIT £12.50

This kit is suitable for record players, guitars, tape playback, electronic instruments or small PA systems. Two versions available: Mono, **£12.50**; Stereo, **£20**. Post 45p. Specification 10W per channel; input 100mV; size 9 1/2" x 3" x 2in. approx. SAE details. Full instructions supplied. AC mains powered. Input can be modified to suit guitar.

## RCS STEREO PRE-AMP KIT. All parts to build this pre-amp.

Inputs for high, medium or low imp per channel, with volume control and PC Board **£2.95**

Can be ganged to make multi-way stereo mixers Post 35p

## MAINS TRANSFORMERS ALL POST 99p.

250-0-250V 70mA, 6.5V, 2A **£3.45**  
250-0-250V 80mA, 6.3V 3.5A, 6.3V 1A **£4.60**  
330-0-330V 200mA, 6.3V 2A, 6.3V 2A, 6.3V 3A **£12.00**  
300-0-300V 120mA, 2x6.3V 2A CT., 5V 2A **£10.00**  
220V 45mA, 6.3V 2A **£2.50**

## GENERAL PURPOSE LOW VOLTAGE.

Tapped outputs available  
2 amp. 3, 4, 5, 6, 8, 9, 10, 12, 15, 18, 25 and 30V **£6.00**  
1 amp. 6, 8, 10, 12, 15, 18, 20, 24, 30, 36, 40, 48, 60 **£5.00**  
2 amp. 6, 8, 10, 12, 15, 18, 20, 24, 30, 36, 40, 48, 60 **£9.50**  
3 amp. 6, 8, 10, 12, 15, 18, 20, 24, 30, 36, 40, 48, 60 **£12.50**  
5 amp. 6, 8, 10, 12, 15, 18, 20, 24, 30, 36, 40, 48, 60 **£16.00**  
12V, 100mA **£1.30**  
12V, 750mA **£1.75**  
10-0-10V 2amp **£3.00**  
30V, 5 amp and 17V-0-17V. **£5.00**  
2 amp **£2.50**  
0.5, 8, 10, 16V, 4 amp **£2.50**  
9V, 3 amp **£3.50**  
25-0-25V 2 amp **£4.50**  
30V, 1 1/2 amp **£3.00** 2 amp **£3.50**  
6V 1/2 amp **£2.00** 9V, 1/4 amp **£1.50**  
15-0-15V, 2 amp **£3.75**  
32-0-32V, 6 1/2 amp **£11.00**

## AUTO TRANSFORMERS. 115V to 240V 150W £6.00 500W £10.00.

## CHARGER TRANSFORMERS RECTIFIERS

6-12 volt 3 amp **£4.00** 6-12 volt 2 amp **£1.10**  
6-12 volt 4 amp **£6.50** 6-12 volt 4 amp **£2.00**

## OPUS COMPACT SPEAKERS

### FLUTED WOOD FRONTS TEAK VENEERED CABINET

11 x 8 1/2 x 7in

50 to 14,000 cps 15 watts 8 ohm

Post £2 **£20 pair**



## LOW VOLTAGE ELECTROLYTICS

1 mfd, 2 mfd, 4 mfd, 8 mfd, 10 mfd, 16 mfd, 25 mfd, 30 mfd, 50 mfd, 100 mfd, 250 mfd. All 15 vgs. 22 mfd/6V/10V; 25 mfd/6V/10V; 47 mfd/10V; 50 mfd/6V; 68 mfd/6V/10V/16V/25V; 100 mfd/10V; 150 mfd/6V/10V; 200 mfd/10V/16V; 220 mfd/4V/10V/16V; 330 mfd/4V/10V; 500 mfd/6V; 680 mfd/6V/10V/16V; 1000 mfd/2.5V/4V/10V; 1500 mfd/6V/10V/16V; 2200 mfd/10V/10V; 3330 mfd/6V; 4700 mfd/4V. **ALL 10p**  
500mF 12V 15p; 25V 20p; 50V 30p.  
1000mF 12V 20p; 25V 35p; 50V 50p; 100V 70p.  
2000mF 6V 25p; 25V 42p; 40V 60p; 1200mF 76V 80p.  
2500mF 50V 70p; 3000mF 50V 85p.  
4500mF 64V 82; 4700mF 63V **£1.20**. 2700mF/76V **£1**. 5000mF 35V **85p**.

## HIGH VOLTAGE ELECTROLYTICS

8/350V 35p 8+8/500V 95p 50+50/300V 50p  
16/350V 45p 8+16/450V 75p 32+32/450V 90p  
32/500V 75p 16+16/450V 75p 100+100/275V 65p  
50/500V **£1.20** 32+32/350V 50p 150+200/275V 70p  
8/800V **£1.20** 50+50/500 **£1.80** 220/450V 95p  
16/500V 65p 80+40/500V **£2**

## SHORT WAVE 100pf air spaced gangable tuner. 95p.

TRIMMERS 10pF, 30pF, 50pF, 5p. 100pF, 150pF, 15p.  
CERAMIC, 1pF to 0.1mF, 5p. Polystyrene 2 to 5000pF, 5p.  
PAPER 350V-0.1 7p; 0.5 13p; 1mF 150V 20p; 2mF 150V 20p; 500V-0.001 to 0.05 12p; 0.1 15p; 0.25 25p; 0.47 35p.  
MICRO SWITCH SINGLE POLE CHANGEOVER 20p.  
SUB-MIN MICRO SWITCH, 25p. Single pole change over.  
TWIN GANG, 385pF 80p; 365 + 365 + 25pF. Slow motion drive 85p. 120pF 50p. 3 Gang 365pF **£2**.  
TRANSISTOR TWIN GANG. Japanese Replacement 50p.  
NEON PANEL INDICATORS 250V 30p.  
ILLUMINATED ROCKER SWITCH, single pole. Red 65p.  
WIRE-WOUND RESISTORS 5 watt, 10 watt, 15 watt 15p.  
CASSETTE MOTOR. 6 volt **£1.00**  
CASSETTE MECHANISM. Stereo heads with motor **£5.00**  
U.H.F. COAXIAL CABLE SUPER LOW LOSS. 25p yd.

## BAKER LOUDSPEAKERS

### "SPECIAL PRICES"

MODEL	SIZE INCHES	OHMS	POWER WATTS	TYPE	OUR PRICE	Post £1.50 ea.
MAJOR	12	4-8-16	30	HI-FI	<b>£12</b>	
DELUXE MK II	12	8-16	15	HI-FI	<b>£14</b>	
SUPERB	12	8-16	30	HI-FI	<b>£20</b>	
AUDITORIUM	12	8-16	45	HI-FI	<b>£20</b>	
AUDITORIUM	15	8-16	60	HI-FI	<b>£29</b>	
GROUP 35	12	4-8-16	40	PA	<b>£12</b>	
GROUP 45	12	4-8-16	45	PA	<b>£15</b>	
GROUP 50	12	4-8-16	60	PA	<b>£20</b>	
GROUP 75	12	4-8-16	75	PA	<b>£22</b>	
GROUP 100	12	8-16	100	PA	<b>£26</b>	
GROUP 100	15	8-16	100	PA	<b>£29</b>	
DISCO 100	12	8-16	100	DISCO	<b>£26</b>	
DISCO 100	15	8-16	100	DISCO	<b>£29</b>	

## BAKER

### 50 WATT

### AMPLIFIER

**£69** Post £2.00

Ideal for Halls/PA systems, Discos and Groups. Two inputs. Mixer, Volume Controls, Master Bass, Treble and Gain Controls. 50 watts r.m.s. Three loudspeaker outlets 4, 8, 16 ohms.



## BAKER 150 WATT MIXER / POWER

### AMPLIFIER

Professional 4 inputs with volume controls. Will mix mics, decks, musical instruments, etc.

**£89**



Slave version available **£75**

100 Volt Line **£14** extra. Post **£2.00**

## FAMOUS LOUDSPEAKERS

### "SPECIAL PRICES"

MAKE	MODEL	SIZE	WATTS POWER	OHMS	OUR PRICE	Post £1.50 ea.
SEAS	TWEETER	4in round	50	8	<b>£7.50</b>	
GOODMANS	TWEETER	3 1/2in square	25	8	<b>£4.00</b>	
AUOAX	TWEETER	3 1/2in square	60	8	<b>£10.50</b>	
SEAS	MID-RANGE	4in	50	8	<b>£7.50</b>	
SEAS	MID-RANGE	5in	80	8	<b>£10.50</b>	
SEAS	MID-RANGE	4 1/2in	100	8	<b>£12.50</b>	
GOODMANS	FULL-RANGE	5 1/2in	15	8	<b>£6.50</b>	
GOODMANS	FULL-RANGE	8in	20	8	<b>£5.50</b>	
SEAS	WOOFER	8in	30	8	<b>£14.00</b>	
R.C.S.	GENERAL	10in	20	8	<b>£8.50</b>	

## P.P. BATTERY ELIMINATOR MAINS 240V AC to 9

volt D.C.

Stabilised output, 9 volt 400 mA. Ready made in plastic case with screw terminals. Safety overload cut out. Size 5 x 3 1/2 x 2 1/2in. Transformer Rectifier Unit. Double insulated. Suitable Radio Cassettes etc.

## TEAK VENEERED HI-FI SPEAKER CABINETS

For 13x8in. or Bin. speaker **£9.50** Post 99p

For 6 1/2in. speaker and tweeter **£8.50** Post 99p

Many other cabinets in stock. Phone your requirements.

**SPEAKER COVERING MATERIALS.** Samples Large S.A.E.

**LOUDSPEAKER CABINET WADDING** 18in wide 25p ft.

**GOODMANS TWIN AXIOM** 8 inch dual cone loudspeaker. 8

ohm, 15 watt hi-fi unit **£10.50**. Post **£1**. Cabinet **£10**.

**CROSSOVERS. TWO-WAY** 3000 c/s 3 or 8 or 15 ohm

**£1.90**. 3-way 950 cps/3000 cps, **£2.20**.

**LOUDSPEAKERS PM** 3 ohm 7x4in. **£1.50**; 6 1/2in., **£3.00**;

8x5in., **£3.00**; 8in., **£3.50**.

**SPECIAL OFFER:** 64 ohm, 2 1/2in., 35 ohm, 3in.,

25 ohm, 3in., 5x3in., 7x4in., 8 ohm, 2in., 2 1/2in., 3in., 3 1/2in.,



richhistory.com



# DO YOU TEST RADIOTELEPHONES? Quartzlock 280 DOES IT ALL!




• VHF-UHF • TX-RX • 30mW-300W • AM-FM • SEMI-AUTOMATIC • SYNTHESIZED  
• SIGNAL GENERATOR • MODULATION, RF POWER & AF LEVEL METERS • IF & AF  
OSCILLATORS • FREQUENCY COUNTER • SELCALL & SINAD OPTIONS • HP, RENT  
OR LEASE @ £111/m • SOME MODELS AVAILABLE AT 1979 PRICES.

Quartzlock **QUARTZLOCK LIMITED, NEWNHAM INDUSTRIAL ESTATE,  
PLYMOUTH PL7 4LU. Tel (0752) 333300. Telex 45438.**

Quartzlock

## SYNTHESIZED SIGNAL GENERATOR



• 100Hz-100MHz • AM-FM • >40dB HARMONIC SUPPRESSION • FULLY PROGRAMMABLE  
• IEC 488 OPTION • typ 0.3% MOD. DISTORTION • <10Hz RESIDUAL FM typ • 0dBV-119dBV  
• PHASE NOISE typ >125dBc • FREQUENCY STABILITY 3:10<sup>9</sup>/DAY • FROM £1,985.

Quartzlock **QUARTZLOCK LIMITED, NEWNHAM INDUSTRIAL ESTATE,  
PLYMOUTH PL7 4LU. Tel (0752) 333300. Telex 45438.**

WW — 096 FOR FURTHER DETAILS

**ANY MAKE-UP OR COPY  
QUERIES CONTACT  
JOHN GIBBON  
OR BRIAN CHAPMAN  
01-261 8353**

### REGULATED POWER SUPPLIES

#### Protection:

All models internal feedback, overload, thermal and short circuit  
protected.  
Fully fused.



Type AD12-AD24 (Illustrated)  
TYPES AVAILABLE  
MODEL NO.

MODEL NO.	AD12	AD24	AD2412	ADV30
OUTPUT CURRENT	8 amp	8 amp	16 amp	5 amp
NOMINAL OUTPUT VOLTS	12	24	12	0 to 30
INPUT VOLTS	115-230-250	115-230-250	24 DC	Fully variable and metered
50 cycles a/c				115-230-250
TOLERATED MAINS VARIATION	15%	15%		50 cycles a/c

PRICES			
1 off — AD 12-AD 24	£88.50		
1 off — AD 2412	£54.00		
1 off — ADV30			£118.00

All subject to VAT @ 15%

### SOUTHERN ELECTRONICS

6 WESTCLIFF ARCADE, RAMSGATE, KENT  
TEL. THANEY (0843) 57888

WW—058 FOR FURTHER DETAILS

**video  
amplifiers  
music centres  
electronic organs**

Read all about home entertainment ideas for the nineteen-eighties in the new Hi Fi Yearbook and Home Entertainment. Still the leading reference book on Hi Fi it's now bigger and better than ever, with over 550 pages and new sections covering other types of home entertainment equipment: radios, electronic organs, colour TVs, video recorders and electronic TV games. There are specifications, prices and illustrations for the equipment covered, as well as informative articles written by experts... Plus directories of manufacturers, suppliers and dealers.

**Hi Fi Year Book and Home Entertainment 1980 available at leading newsagents and bookshops from November 1st. Price £3.75.**

If in difficulty order direct from the publishers @ £4.25 inclusive.

To: General Sales Manager, Room CP34,  
IPC Business Press Ltd., Dorset House,  
Stamford Street, London SE1 9LU

#### ORDER FORM

Please send me.....copy/copies of Hi Fi Year Book and Home  
Entertainment 1980 @ £4.25 a copy inclusive, remittance enclosed.  
Cheque/p.o. should be made payable to IPC Business Press Ltd.

Name.....  
(please print)  
Address.....

Registered in England No. 677128

Registered Office: Dorset House, Stamford Street, London SE1 9LU

WW

**HI FI YEAR BOOK  
& HOME ENTERTAINMENT  
1980**  
HI-FI • RADIO • TV • ORGANS  
GAMES • VIDEO • RECORDS



# TART

## SUPER BARGAIN TUNER OFFER

Brand new by famous manufacturer. MW/LW/FM Tuner and Stereo Decoder Board.

Features include capacitor tuned mosfet front end, integrated circuit I.F. strip, and phase locked loop stereo decoder chip. Stabilised power supply and rectifier on board only requires 19V AC at 175MA to power. Size 12½ x 3½ x 1¾.

Supplied complete with circuit diagram and ferrite rod aerial. FM section fully aligned and tested before despatch. Fantastic value at **ONLY £9.99** plus VAT. P.P. £1.


## LENCO CASSETTE DECKS AND MOTORS

We have obtained a large quantity of Lenco decks and motors. Decks include the following types: CRV, FFR, SPFF, Mini-TB and Mini-S. There are also a few solenoid controlled decks and some dual Capstan three head units.

The motors include various AC and DC types.

All are going for silly prices.

Let us know your requirements.



VFL 910. Vertical front loading Super Hi-fi deck, as used in our new Linsley-Hood Cassette Recorder 2. **£31.99** + VAT. Set of knobs **£1.46** + VAT.

### CASSETTE HEADS

HS15 SENDUST ALLOY SUPER HEAD. Stereo R/P. Longer life than Permalloy. Higher output than Ferrite. Fantastic frequency response. Complete with data	7.60
HC20 Stereo Permalloy R/P head for replacement uses in car players, etc.	4.25
HM90 Stereo R/P head for METAL tape. Complete with data	7.20
H561 Special Erase Head for METAL tape	4.90
H524 Standard Ferrite Erase Head	1.50
4-Track R/P Head. Standard Mounting	7.40
R484 2/2 (Double Mono) R/P Head. Std. Mtg.	4.90
ME151 2/2 Ferrite Erase. Large Mtg.	4.25
CCE/8M 2/2 Erase. Std. Mtg.	7.90

We are the actual importers of these heads and invite Trade/quantity enquiries.

All prices plus VAT

We regret that due to the latest increase in postal costs we must now charge for carriage. Please add as follows:

Order up to £10 — 50p  
Orders £10 to £49 — £1 P&P  
Over £50 — £1.50

Export Orders — Postage or shipping at cost plus  
£2 Documentation and Handling


Please send 9x4 SAE for lists giving fuller details and price breakdowns.

Instant easy ordering, telephone your requirements  
and credit card number to us on  
Oswestry (0691) 2894.

Personal callers are always welcome  
but please note we are closed all day Saturday



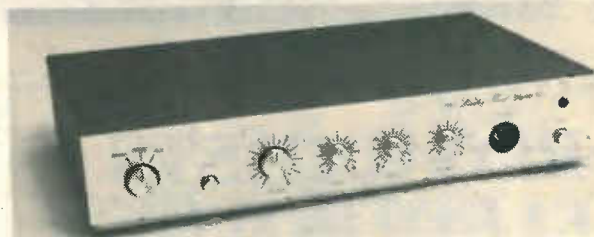
## LINSLEY HOOD CASSETTE RECORDER 2



Our new improved performance model of the Linsley Hood Cassette Recorder incorporates our VFL 910 vertical front mechanism and circuit modifications to increase dynamic range. Board layouts have been altered and improved but retain the outstandingly successful mother and daughter arrangement used on our Linsley Hood Cassette Recorder 1.

This latest version has the following extra features. Ultra low wow-and-flutter of .09% — easily meets DIN Hi-fi spec. Deck controls latch in rewind modes and do not have to be held. Full Auto stop on all modes. Tape counter with memory rewind. Oil damped cassette door. Latching record button for level setting. Dual concentric input level controls. Phone output. Microphone input facility if required. Record interlock prevents re-recording on valued cassettes. Frequency generating feedback servo drive motor with built-in speed control for thermal stability. All these desirable and useful features added to the excellent design of the Linsley-Hood circuits and the quality of the components used makes this new kit comparable with built-up units of much higher cost than the modest **£94.90** + VAT we ask for the complete kit.

## LINSLEY-HOOD 30 WATT AMPLIFIER



The very latest amplifier design to be published and in our opinion the best yet. The concept was to produce an amplifier that sounded as good as the authors 75 watt design but which was cheaper and simple to build for applications where the higher power is not needed. This new kit is designed to match the Linsley-Hood Cassette Recorder 2 and a tuner will be available later to make a complete stackable system. A very advanced assembly system has been devised by us to make construction ultra simple and anyone who can solder components in a printed circuit board will find it great fun. Conventional wiring is at an irreducible minimum, only being needed to connect the mains transformer and pilot light. For an amplifier of this quality this kit represents incredible value for money.

All parts can be bought separately at a total cost of £79.12 but complete kits are available at a special introductory discount price of only **£65** + VAT.

## STUART TAPE CIRCUITS

(For reel-to-reel decks)

These circuits are just the thing for converting that old valve tape deck into a useful transistorised recorder. Total system is a full three head recorder with separate record and replay sections for simultaneous off tape monitoring. We also stock the heads. This kit is well engineered but does not have the detailed instructions that we give with our more recent designs. We would not therefore recommend it to beginners. Reprints of the original three articles 45p. Post free. No VAT.

# TART

4118

**HART ELECTRONIC KITS LTD**  
**PENYLAN MILL OSWESTRY**  
**SHROPSHIRE**  
phone (0691) 2894  
Telex 35661  
Hartel G



# Appointments

Advertisements accepted up to 12 noon Monday, September 1st, for October issue, subject to space being available.

**DISPLAYED APPOINTMENTS VACANT:** £12.00 per single col. centimetre (min. 3cm).  
**LINE advertisements (run on):** £2.00 per line, minimum three lines.  
**BOX NUMBERS:** £1 extra. (Replies should be addressed to the Box Number in the advertisement, c/o Wireless World, Dorset House, Stamford Street, London SE1 9LU).  
**PHONE:** Anthony Hadley, 01-261 8508.  
 Classified Advertisement Rates are currently zero rated for the purpose of V.A.T.

## Land a good job...

...Your  
 Radio Officer's  
 qualifications  
 could mean a lot  
 here on shore.



If you're thinking of a shore-based job, here's where you'll find interesting work, job security, good money, and the opportunity to enjoy all the comforts of home where you appreciate them most - at home!

British Telecom Maritime Service has vacancies at Portishead Radio and some of its other coast stations for qualified Radio Officers to undertake a wide variety of duties, from Morse and teleprinter operating to traffic circulation and radio telephone operating.

To apply, you must have a United Kingdom Maritime Radio Communication Operator's General Certificate or First Class Certificate of proficiency in Radio-telegraphy or an equivalent certificate issued by a Commonwealth Administration or the Irish Republic.

Preferably you should have some sea-going experience.

The starting pay at 25 or over will be about £5,381; after 3 years' service this figure rises to around £7,087. (If you are between 19 and 24 your pay on entry will vary between approximately £4,229 and £4,937). Overtime is additional and there is a good pension scheme, sick-pay benefits, at least 4 weeks' holiday a year, and excellent prospects of promotion to senior management.

For further information, please telephone Kathleen Watson on Freefone 2281 or write to her at the following address: IE Maritime Radio Services Division ( WWB ), IS8.1.1.2. Room 304, Landsec House, 23 New Fetter Lane, London EC4A 1AE.

(581) **BRITISH TELECOM**  
 PART OF THE POST OFFICE

## BROADCASTS ELECTRONICS ENGINEER

### ENGINEERING TRAINING DEPARTMENT, EVESHAM, WORCS.

The BBC's Engineering Training Department is situated in the Worcestershire countryside and includes well equipped Radio and Colour Television Studios. There are excellent welfare and club facilities.

**Duties:** Maintaining a full range of professional radio and television broadcasting equipment. This includes modifications to and commissioning of broadcast equipment, the repair and recalibration of sophisticated instruments. (Appropriate guidance will be given to candidates who are unfamiliar with BBC equipment).

**Requirements:** Recent experience of maintaining electronic equipment. A good technical knowledge of audio and/or video equipment. One of the following qualifications is essential:-

A degree from a British University in electronics or electrical engineering.

HNC or HND (Electrical Engineering or Applied Physics).

C & G Full Technological Certificate in Telecommunications.

Salary, depending upon experience, in the range of £6030-£6600 rising to £7455 plus 10% Shift Allowance.

Pensionable Post. Re-location expenses considered.

**Further Details:** If you would like to hear more and receive an application form, please send a stamped addressed envelope of at least 9" x 4" to Head of Technical Operations Training Section, Engineering Training Department, Wood Norton, Evesham, Worcs. WR11 4TF, quoting reference number 80.E.2305/WW. Closing date for return of application forms, 14 days after publication.

**BBC**

(617)

## Trainee Radio Officers

### First-class, secure career opportunities

A number of vacancies will be available in 1980/81 for suitably qualified candidates to be appointed as Trainee Radio Officers.

If your trade or training involves Radio Operating, you qualify to be considered for a Radio Officer post with the Composite Signals Organisation.

Candidates must have had at least two years' radio operating experience or hold a PMG, MPT or MRGC certificate, or expect to obtain this shortly.

On successful completion of 40 weeks' specialist training, promotion will occur to the Radio Officer grade.

Registered disabled people may be considered.

### Salary & Prospects:

TRAINEE RADIO OFFICER: £3859 at 19 to £4549 at 25 and over. On promotion to RADIO OFFICER: £5288 at 19 to £6884 at 25 and over. Then by four annual increments to £9339 inclusive of shift working and Saturday and Sunday elements.

**For full details please contact Robby Robinson, our Recruitment Officer, on Cheltenham (0242) 21491, Ext. 2269, or write to him at:**

**Recruitment Office, Government Communications Headquarters, Oakley, Priors Road, Cheltenham, Gloucestershire GL52 5AJ.**

(576)

**GCHQ**



# Aerial Engineers

## (Broadcasting Systems)

Our current demanding programme of work includes the expansion of Independent Local Radio and the introduction of the fourth Television Channel. This provides excellent opportunities for Aerial Specialists at all levels – to strengthen our existing expertise and to provide for the future by training those keen on entering this challenging field. We are small enough for you to be able to make your mark in a professional and friendly environment but at the same time large enough to provide career prospects.

### Senior Aerial Systems Engineers

(up to £9600 p.a. under review)

### Aerial Systems Engineers

(up to £8350 p.a. under review)

To be responsible for the design and specification – acceptance and commissioning of aerial systems, high and low power filters, channel combining and separating equipment for UHF, VHF and MF services.

### Aerial Maintenance Engineers


(up to £8350 p.a. under review)

To be responsible for implementing a programme of preventive maintenance for transmitting and receiving aerials, feeders, combining units and RF filters at TV, Radio and Link Stations. To provide a specialist corrective maintenance service, as necessary.

You should be qualified to degree/HNC level (or equivalent) and have substantial relevant experience (at the senior level supervisory ability is essential). We would also be happy to consider new graduates or those with little experience with a genuine interest in broadcast engineering to start at a trainee level.

You must be fit and able to climb tall structures; you must also hold a current driving licence and be prepared to travel within the U.K. Starting salaries will be according to experience – the figures quoted above are under review. Generous re-location, car and travelling allowances are payable together with free life assurance and personal accident scheme and an excellent contributory pension scheme.

Most of these posts will be based at our Engineering Headquarters, here in Hampshire, although there may be opportunities for appointments at our Regional Engineering bases.


**IBA**

 INDEPENDENT  
BROADCASTING  
AUTHORITY

Applicants (male or female) should send full details of qualifications and experience as soon as possible to Glynis Powell, IBA, Crawley Court, Winchester, Hampshire, SO21 2QA.



## Opportunities in Digital Electronics

Datek Systems Ltd., a subsidiary of the Mergenthaler-Linotype Group, are leading manufacturers of advanced intelligent terminals for the printing industry. We are a small, friendly company, based in Wembley, and we need the following key people:

### Software Development Engineer

Here is a unique chance to be in at the beginning of an exciting new project, as our design team commences work on a new-generation machine. Candidates should have a minimum of two years' experience in applications software. Salary will be up to £9000 p.a.

### Senior Test Engineer

This post affords an opportunity for an

engineer to further his/her career and extend his/her technical skills, by becoming head of a small team of engineers testing highly sophisticated systems. Several years' experience in testing digital equipment is essential, together with the ability to direct and motivate others. The salary will be around £7,500 p.a.

Both the above posts are open to men and women and offer generous terms and conditions of employment. Relocation expenses may also be available for the right candidates, if appropriate.

For further information and an application form, please contact: Miss Linda Bux, Datek Systems Ltd, 849 Harrow Road, Wembley, Middlesex. Tel (01) 904 0061.

**DATEK** (603)  
SYSTEMS LIMITED

## Electronics Engineers

### Submarine Cables

**QATAR** circa £10,000 + bonus

The Ministry of Communications and Transport, Qatar, are seeking 2 Electronic Engineers with at least 10 years specialist communications experience, 5 of which have been in the operation and maintenance of submarine cables.

Applicants should preferably hold an engineering degree and be aged between 28-45 years old.

These are responsible and secure positions based in a pleasant and stable part of the Arabian Gulf. The successful candidates will be offered three year (renewable) contracts, free furnished accommodation and services, 4 weeks gratuity and 60 days U.K. leave per annum, family airfares, interest free car loan and free medical treatment.

Write or telephone for an application form, quoting Ref: G.1303 to:— Gordon Newton, Lansdowne Recruitment Limited, Design House, The Mall, London, W5 5LS. Tel: 01-579 6665/7610.

**Lansdowne**

Offices throughout the Middle East, Asia, North America and Australasia

**Middle East**

(587)

## £25 REWARD

for anyone who can re-christen our hard-working computer. "Einstein" isn't quite right. Our scientific researcher has suggested "Lovelace," confident that all readers of this magazine will immediately think of Charles Babbage's assistant, the Hon. Ada Augusta — not the dreaded Linda. Our Einstein is indispensable, but what a prima donna — gets the vapours in hot weather! Further details of his performance are very wittily reviewed by David Tebbutt in the June issue of *Personal Computer World*.

Current vacancies include:

**SENIOR SEMI-CONDUCTOR PROCESS ENGINEERS**, to £14,000.  
**SEMI-CONDUCTOR QUALITY ENGINEERS**, to £11,000. **L.S.I. DESIGNERS**, to £12,000 (Scotland).

**DIGITAL DESIGN/RESEARCH ENGINEERS**, to work on a new generation of data acquisition/recording instruments and special-purpose displays. Equipment based on 8048/8085 and 6800/6802. To £10,000 (South Coast).

**P.D.S. ENGINEER** for mobile radio. To £8,000 (West Country).

**SOFTWARE ENGINEERS** for a wide range of device, i.e. PROM programmers, mpu programmers, programmable array units and mpu test equipment. To £8,000 (Herts.).

**TEST ENGINEERS** for a wide range of RF and microwave navigational beacons. Very progressive firm with lots of chance to progress. To £7,000 (West Country).

**MICROWAVE ENGINEERS** for test equipment design and application of special-purpose components to standard range of test equipment. To £7,000 (West Country).

**JUNIOR ENGINEERS** to join a team working on the application of mpu's including 16-Bit devices to aircraft data recording systems and environmental control systems. Salary confidential (West Country).

**P.D.S. ENGINEER** for mobile radio. To £8,000 (West Country).

**SOFTWARE ENGINEERS** for a wide range of device i.e. RPOM programmers, mpu programmers, programmable array units and mpu test equipment. To £8,000 (Herts.).

**TEST ENGINEERS** for a wide range of RF and microwave navigational beacons. Very progressive firm with lots of chance to progress. To £7,500 (West Country).

**MICROWAVE ENGINEERS** for test equipment design and application of special purpose components to standard range of test equipment. To £7,000 (West Country).

For further details of these and other vacancies, please ring:

(532)

## Charles Airey Associates

4 Hamlettsmith Grove, London W6 0NA. Tel: 01-741 4011

"PROBABLY THE BEST KNOWN SUPPLIER OF ELECTRONIC ENGINEERS IN THE COUNTRY" — Financial Times.



**INNER LONDON EDUCATION AUTHORITY**  
**LEARNING MATERIALS SERVICE TELEVISION CENTRE**  
 Thackery Road, Battersea SW8

**VIDEOTAPE ENGINEER (ST3)**

The Learning Materials Service produces teaching programmes in colour for ILEA schools and colleges, many of which are marketed throughout the U.K. and abroad. There is a Television Studio and mobile unit and a film unit. The programmes are recorded in the master control section on broadcast standard videotape (CCIR formats A and C). This section carries out all editing and post-production work, and provides large scale duplication on a variety of helical videocassette formats.

A vacancy has arisen in this section, which consists of four senior engineers. Applicants will be expected to have good operational experience of videotape, with a thorough understanding of the technical features, and to have appropriate technical qualifications. A general grounding in colour television theory is essential. The successful candidate will be expected to undertake maintenance of the tape machines and associated equipment, as well as the operational functions. Some overtime is required.

Salary within the scale £7904 to £8498.

Application forms from EO/Estab, 1C Room 365, The County Hall, SE1 Telephone No. 633 7456/8848.

(621)

**MANAGEMENT & EXECUTIVE SELECTION**

telephone  
01-637 9611

**COMPUTER & DIGITAL ELECTRONICS ENGINEERS**

Our specialist consultants have knowledge and experience that could be *vital* to your career progression. Jobs, Companies (UK & International), Interview and Progression techniques – information and advice for each applicant.

Call Peter Gorton or Howard Wynne *today*.

Suite 201 6 Albany House  
324 Regent Street London W1

**MANAGEMENT & EXECUTIVE SELECTION**

**FIELD ENGINEER**

Electronic Test and Control Equipment

**WEMBLEY**

Technicians and Engineers with experience of system assembly, installation or commissioning of electronic equipment are invited to apply for an unusually interesting job, based at Johnson Matthey Services Limited, Wembley, with visits to other Johnson Matthey premises. Good basic training in electronics, backed up by a practical understanding of things electrical and mechanical is essential.

For an application form please write or telephone:

Miss L. Tarbox, Staff Office  
JOHNSON, MATTHEY & CO. LIMITED  
100 High Street, Southgate, London, N14 6ET  
Tel: 01-882 6111

(584)

**ARAMCO**  
**The COMPANY WITH A FUTURE**  
**... for ENGINEERS**  
**& TECHNICIANS**

**ENGINEERS £11,450 to £19,200**

**TECHNICIANS £10,100 to £14,500 per contract year after tax.**

Aramco are involved in many varied projects in Saudi Arabia that will last for many years.

**The COMMUNICATIONS PROJECTS MANAGEMENT DEPARTMENT** is responsible for the communications networks throughout the Eastern Province of Saudi Arabia and need skilled Engineers and Field Technicians in the following fields:-

**ENGINEERS & TECHNICIANS** for the installation and commissioning of telemetry systems. Field work covers substations, remote terminal units, pipelines etc. You will be involved at module, unit and systems levels using a range of test equipment, digital diagnostic test procedures and control systems. Engineers should have B.Sc or HNC in Electrical or Electronic Engineering plus minimum of 4 years relevant experience. Technicians should have apprenticeship plus at least 3 years relevant experience.

**DATA ENGINEERS** with at least 5 years experience in systems engineering on data terminalling equipment and analogue systems. A degree in electrical engineering or computer science is required for these positions.

**COMMUNICATIONS ENGINEERS** to act as technical consultants and systems planners on specification and design. Degree plus 5 years experience is required.

**COMMUNICATIONS ENGINEERS** for communications hardware and systems including local distributions and coaxial versus paired cables, multiplexers, multichannel radio bears, VHF/UHF/HF/MF equipment, outside telephone cable plant and telephone/electronic switching.

Contracts are single status and renewable yearly with low-cost air conditioned accommodation and free medical care provided. Good recreation facilities include libraries, cinema, TV, swimming pools etc. Married men receive leave after each 4 month period on a 14, 14 and 25 day cycle. Single men receive 30 days leave at end of each year. Fares Paid. A valid UK driving licence is required for all the above positions.

**Certain senior positions will qualify for married status after satisfactory completion of one year's employment.**

Please write with brief career details etc. quoting ref. WW/20/8 to:-

(606)

**PMC**

INTERNATIONAL RECRUITMENT  
5 EAST PARADE,  
HARROGATE,  
NORTH YORKSHIRE HG1 5LF

**UNIVERSITY OF ABERDEEN**

**ELECTRONICS WORKSHOP SUPERVISOR**

(Technician Grade 6)

required for the Department of Psychology. Duties include the design, development, construction and modification of electronic instruments used in research and teaching laboratories – as well as the repair and maintenance of electronic equipment, including video recorders, biological amplifiers and computer peripherals. The work requires a thorough understanding of modern analogue and digital techniques and circuitry.

Applicants should hold an H.N.C. or equivalent qualification and have had 9-10 years' relevant experience.

For suitably-qualified candidate, salary on scale £4884-£5832 with pay award awaited from Pay Comparability Commission, but for candidates with less than the requisite qualifications an appointment on a lower scale would be considered.

Applications by letter, giving date of birth, and details of qualifications and experience, should reach the Secretary, University Office, Regent Walk, Aberdeen, AB9 1FX, by September 15, and quote Ref. No. 124/80.

(583)

**REHABILITATION ENGINEERING UNIT**

Chailey Heritage

**ELECTRONICS TECHNICIAN**

(Medical Physics Technician II)

This post offers opportunity for initiative in design and construction of special equipment for disabled children with particular emphasis on research and development.


Applicants should be experienced in current electronics and be prepared to work with clinical staff and patients.

Salary scale £5547-£6918 p.a. (increase pending).

Further details from Technical Director, Chailey Heritage, Lewes, Sussex. Tel: 082 572 2112, Ext. 38.

(610)





## Challenging positions at home and abroad

### RADIO TECHNICIANS COMMUNICATIONS ENGINEERS

Plessey EAE design, install and maintain communications systems for the oil industry, at home and abroad.

Due to rapid and continuing expansion in our activities, we constantly require Radio Technicians, with experience of HF, MF, VHF and UHF, and Engineers (preferably qualified to HNC level or above) in the fields of Microwave, Multiplex and Tropospheric Scatter.

In the North Sea, earnings are in the range £9,000 to £12,000 p.a. Overseas earnings could be up to £20,000 – plus tax concessions and generous home leave.

The work is demanding, but rewarding, offering you the chance to use your skills and your initiative to the full.

The company is based in Great Yarmouth, with offices in Aberdeen and Lerwick – but where relocation is necessary, we will give generous assistance with removal, legal and temporary accommodation expenses.

Please apply, with details of your career to date, to: Personnel Manager, Plessey EAE Limited, Dept WW, Offshore House, 284/285 Southtown Road, Gt. Yarmouth, Norfolk NR31 0JB Telephone 0493 58541

(530)



# PLESSEY EAE



## Experimental Officer (Electronics)

Greenford

Middx.

Our Research Central Services Unit is undertaking an increasing amount of design and constructional electronics work. The application of microprocessor technology to the scientific effort is particularly important. Whilst routine construction work is undertaken elsewhere there is a great need for a technical officer to help in constructing prototype equipment during the development phase.

Applicants qualified ONC/HNC or equivalent should have previous experience in electronic construction. Some experience with printed circuit boards and an ability to translate circuit diagrams into practice is essential. An interest in the construction of experimental equipment, making use of microprocessors and needing some degree of innovation is required.

Starting salary within the range £4270 to £6450 according to qualifications and experience. Bonus and non-contributory pension scheme.

Please apply to: Miss E. M. Butler, Personnel Department, Glaxo Group Research Ltd., Greenford Road, Greenford, Middlesex UB6 0HE. Tel: 01-422 3434, ext. 180, quoting ref. ZH.334.

# Glaxo Group Research Ltd.

(604)

Department of Physics  
B.Sc.(Hons.) and B.Sc.  
**Combined Science**

Available as five-year day-release modular courses offering a wide choice of units in science subjects.

### M.Sc. The Physical Basis of Electronics

Available as two-year day-release, and two-year and three-year evenings-only courses. For graduates in Physics, Electrical Engineering and allied subjects.

Suitable graduates applying to enter one of these part-time M.Sc. courses in September 1980 are invited to apply also for one of ten Science Research Council bursaries. Students must meet normal S.R.C. requirements for residential and academic qualifications. If the demand for the bursaries exceeds the number available, selection will be competitive. Please ask for further details if required.

### H.N.C. Applied Physics

A two-year day-release course, including electronics, vacuum physics, computing and spectroscopy. For technicians and others with suitable O.N.C., A levels or equivalent.

The Physics Department also offers full-time courses leading to B.Sc.(Hons.) in Physics and Physical Electronics, B.Sc.(Hons.) in Combined Science, and M.Sc. in the Physical Basis of Electronics.

Further details of all courses may be obtained from:

The Secretary, Physics Department (Ref. WW6), THE POLYTECHNIC OF NORTH LONDON, Holloway, London, N7 8DB (Tel: 01-607 2789, Ext. 2180).

## The Polytechnic of North London

(580)

UNIVERSITY OF NOTTINGHAM  
Department of Psychology

A vacancy exists in the Psychology Department for a Grade 6

### COMPUTER TECHNICIAN

(male or female). Duties include the design/development of sophisticated on-line equipment for laboratory control plus routine maintenance of the Department's computer laboratory complex. The laboratory is based on a PDP 11-34 master computer with DEC GT40 and LSI 11 slave machines. Expansion of the system, including microprocessor-based developments, is in progress.

Design experience with CMOS/TTL devices is essential and previous computer experience desirable.

Suitable qualifications include HNC (or equivalent) in a relevant subject or ONC with appropriate computer experience.

Salary is in the range £4,884-£5,832 per annum.

Application forms can be obtained from the Establishment Office, University of Nottingham, University Park, Nottingham, NG7 2RD. Telephone: Nottingham 56101, ext. 2093. Ref. No. PSY4/80.

(574)



# Radio Technicians Work in Communications R&D and add to your skills

At the Government Communications Headquarters we carry out research and development in radio communications and their security, including related computer applications. Practically every type of system is under investigation, including long-range radio, satellite, microwave and telephony.

Your job as a Radio Technician will concern you in developing, constructing, installing, commissioning, testing, and maintaining our equipment. In performing these tasks you will become familiar with a wide range of processing equipment in the audio to microwave range, involving modern logic techniques, microprocessors, and computer systems. Such work will take you to the frontiers of technology on a broad front and widen your area of expertise — positive career assets whatever the future brings. In the rapidly expanding field of digital communications, valuable experience in modern logic and software techniques will be gained.

Training is comprehensive: special courses, both in-house and with manufacturers, will develop particular aspects of your knowledge and you will be encouraged to take advantage of appropriate day release facilities.

You could travel — we are based in Cheltenham, but we have other centres in the UK, most of which, like Cheltenham, are situated in environmentally attractive locations. All our centres require resident Radio Technicians and can call for others to make working visits. There will also be some opportunities for short trips abroad, or for longer periods of service overseas.

You should be at least 19 years of age, hold or expect to obtain shortly the City and Guilds Telecommunications Technician Certificate Part I (Intermediate), or its equivalent, and have a sound knowledge of the principles of telecommunications and radio, together with experience of maintenance and the use of test equipment. If you are, or have been in HM Forces your Service trade may allow us to dispense with the need for formal qualifications.

Registered disabled people may be considered.

Pay scales for Radio technicians start at £4640 per annum, rising to £6525, and promotion will put you on the road to posts carrying substantially more; there are also opportunities for overtime and on-call work, paying good rates.

Get full details from our **Recruitment Officer, Robby Robinson, on Cheltenham (0242) 21491, Ext 2269**, or write to him at **GCHQ, Oakley, Priors Road, Cheltenham, Glos GL52 5AJ**. We will invite suitable applicants (expenses paid) for interview at Cheltenham.



# GCHQ

Recruitment Office

Government Communications Headquarters

Oakley, Priors Road, Cheltenham GL52 5AJ

(9483)

## Radio Communications Electronics Engineers and Software Designers

**Mid-Sussex—S.W. London**

**Salaries up to £8,000**

To join our expanding R&D Laboratories covering a wide range of R.F. spectrum, from L.F. to V.H.F. Equipments include transmitters and receivers for marine- and land-based use, radio nav aids and radio monitoring remote computer-controlled systems.

Electronics Engineers should have experience in transmitter or receiver design, analogue or digital circuit design, microprocessor applications. Software Designers should be experienced Programmers with an interest in control, signal processing or navigational software.

Attractive salaries are complemented by excellent prospects and generous benefits.

Contact: **David Bird, Redifon Telecommunications Limited, Broomhill Road, Wandsworth, London, S.W.18. Phone: 01-874 7281 (reverse charges).**

(9938)

**Nene College Northampton**

Applications are invited for the post of

## Lecturer I/II in Electrical Engineering

Candidates should be graduates or Chartered Engineers with recent industrial experience.

The successful applicant will be able to lecture in the fields of electronics and instrumentation.

Salary Scales:

Lecturer Grade I £3,777-£6,498

Lecturer Grade II £4,851-£7,794

point of entry depending on previous experience.

Application forms and further particulars are available from The Dean, School of Technology, Nene College, St. George's Avenue, Northampton, to be returned within fourteen days of the date of appearance of this notice.

(572)



## Electronic Engineers – What you want, where you want!

TJB Electrotechnical Personnel Services is a specialised appointments service for electrical and electronic engineers. We have clients throughout the UK who urgently need technical staff at all levels from Junior Technician to Senior Management. Vacancies exist in all branches of electronics and allied disciplines - right through from design to marketing - at salary levels from around £4000 to £8000 p.a.

If you wish to make the most of your qualifications and experience and move another rung or two up the ladder we will be pleased to help you. All applications are treated in strict confidence and there is no danger of your present employer (or other companies you specify) being made aware of your application.

TJB ELECTROTECHNICAL  
PERSONNEL SERVICES,

12 Mount Ephraim,  
Tunbridge Wells,  
Kent. TN4 8AS.

Tel: 0892 39388



Please send me a TJB Appointments Registration form:

Name .....

Address .....

(9238)

## ELECTRONICS WORKSHOPS ENGINEER

(INSTRUMENT MAKING)

We are looking for an energetic and technically sound man or woman to join us in this specialist/assistant management post.

You should have proven skills in the fabrication and wiring of control panels and in the making of scientific instruments. You must have the ability to carry out development work without supervision and will preferably have a knowledge of solid state technology and microprocessors.

We see you as holding an appropriate ONC/HNC but would be prepared to offer day release facilities if you are still in the process of gaining your qualification.

We offer a progressive salary, pension and life assurance, flexible working hours and assistance with relocation expenses in an appropriate case.

**INTERESTED?**

Then write or phone for an application form to the Recruitment Officer, Unilever Research Port Sunlight Laboratory, Quarry Road East, Bebington, Wirral, Merseyside, L63 3JW. Tel: 051-645 2000, ext. 8408. Please quote ref. PS715AC.

**unilever  
research**

(609)

## TOP JOBS IN ELECTRONICS

Posts in Computers, Medical, Comms, etc. ONC to Ph.D. Free service.

Phone or write: **BUREAUTECH**, AGY, 46 SELVAGE LANE, LONDON, NW7. 01-906 0251.

(8994)

UNIVERSITY COLLEGE, CARDIFF

Applications are invited for the post of

### TECHNICIAN (Grade 5)

in the FACULTY OF SCIENCE ELECTRONICS WORKSHOP. Applicants should possess an HNC or equivalent and have a good knowledge of analog and digital techniques; experience with microprocessor-controlled instruments and interface would be an advantage. Salary range: £4257-£4974 p.a. Duties to commence as soon as possible.

Applications, together with the names and addresses of two referees, should be forwarded to the Vice-Principal (Administration) and Registrar, University College, P.O. Box 78, Cardiff, CF1 1XL. Closing date: September 30, 1980. Reference 2067.

(573)

## COMMISSION AGENTS REQUIRED

To sell Electronic Instrumentation Equipment and Components.

Areas to include: N.E. and N.W. ENGLAND, SCOTLAND, THE MIDLANDS AND WALES.

Send details to: DEPT. CTI, P.O. BOX NO. 1, BILLINGSHURST, WEST SUSSEX, RH14 9SD. (571)

## FOREIGN AND COMMONWEALTH OFFICE TELECOM- MUNICATIONS

We have vacancies for

### TECHNICIANS

on duties involving the testing, maintenance and repair of machine telegraph and associated electronic equipment in London, and also on the installation of PABX telephone systems in British Government offices overseas. Staff employed on the latter duties are based at Hanslope, near Milton Keynes in Buckinghamshire. Applicants should possess a sound knowledge of basic principles and preferably have some experience with the appropriate equipment. Some knowledge of Radio would be an advantage. The vacancies are in the grade of Radio Technician; opportunities exist for transfer to other types of duty in due course, and the grade is the main source of recruitment, on promotion (subject to the possession of the necessary qualification and satisfactory performance) for our resident overseas maintenance staff.

### QUALIFICATIONS REQUIRED:

A City and Guilds Intermediate Certificate in Telecommunications or an equivalent or higher qualification.

An Ordinary National Certificate in Electrical Engineering.

SALARY: is on a scale £4,640-£6,525.

An additional allowance of £780 is paid for working in London. The appointments attract four weeks' paid annual holiday and there are prospects of pensionable employment.

For an application form apply to:

Recruitment Section  
FOREIGN AND COMMONWEALTH OFFICE  
Hanslope Park, Hanslope, Milton Keynes MK19 7BH

(579)

## APPOINTMENTS IN ELECTRONICS £5 - £10,000

Take your pick of the permanent posts in:

MISSILES — MEDICAL  
COMPUTERS  
RADAR — COMMS  
MICROPROCESSOR  
HARDWARE — SOFTWARE

For free expert advice and immediate action on salary and career improvement, phone or write to, Mike Gernat BSc.

**Technomark**  
Engineering and Technical Recruitment

11 Westbourne Grove  
London W2. 01-229 9239

(9257)

ROYAL COLLEGE OF ART  
School of Film and Television

## ELECTRONICS ENGINEERS

required for the operation and maintenance of its broadcast standard television facility. The Studio is equipped with Philips plumbicon cameras and an RCA TR60 quadraplex VTR. In addition to the studio, 2 editing suites are planned, one equipped with Ampex VPR1 and a second IVC 871P.

Experience of closed circuit or broadcast television is essential and a qualification such as ONC or C & G is desirable.

Starting salary will be in the range £5037-£7164 depending on age and experience.

Please write, giving full details of age and experience, to: Assistant Registrar (Staff), Royal College of Art, Kensington Gore, London, SW7 2EU. (577)

**TESTERS, TEST TECHNICIANS, TEST ENGINEERS.** Earn what you're really worth in London working for a World Leader in Radio & Telecommunications. Phone Len Porter on 01-874 7281, or write: **REDIFON TELECOMMUNICATIONS Ltd.**, Broomhill Road, Wandsworth, London, SW18. (9856)



## Test Engineers & Test Gear Engineers Move into new areas of Electronics Development and an assured quality of life...

EMI Electronics Ltd. builds quality and reliability into every product. Our reputation for excellence is long established and is a major factor in generating new orders.

The growth of our business here in historic Wells creates the need for more Test Engineers to take us through the 1980's.

As one of the world's leaders in specialised defence electronic systems – particularly the fields of radar, proximity fusing, telemetry and radio modelling we maintain stringent quality standards. You will join one of our professional teams responsible for ensuring that our wide range of "State of the Art" electronic systems on test equipment meet our exacting standards.

We are looking for people with either ONC or HNC Electronics and varying levels of experience of testing or servicing modern detection systems in the electronics industry or armed forces.

We offer competitive salaries, comprehensive

benefits and assistance with your relocation to this beautiful part of Somerset.

For further information fill in the coupon and send it to F. M. Taylor, Assistant Personnel Manager, EMI Electronics Ltd., Penleigh Works, Wookey Hole Road, Wells, Somerset, BA5 1AA or phone him for more information on Wells (0749) 72081.

**EMI**
**EMI Electronics Limited, Wells**

A Member of the THORN EMI Group

Name \_\_\_\_\_

Address \_\_\_\_\_

Tel: \_\_\_\_\_ Age \_\_\_\_\_

Current position \_\_\_\_\_

Qualifications \_\_\_\_\_

Ref. W.W. 158

357



**Roehampton  
Institute**

Digby Stuart  
Froebel  
Southlands  
Whitlands

## PSYCHOLOGY TECHNICIAN (NJC / APTC Grade 2)

Required at DIGBY STUART COLLEGE as soon as possible to take responsibility for establishing and equipping a new technical workshop in the Psychology Department; servicing and maintenance of existing equipment in the Department; and construction of new equipment for use by teaching staff and students. The successful applicant will also be expected to make a contribution to the technical support of the Behavioural Biology Department. Applicants should either have an HNC or City and Guilds Part II qualification in Electronics (or equivalent), or have relevant experience and proven ability to fulfil the above responsibilities.

Salary (subject to review): £4716 to £5202 including London Allowance, according to age, experience and/or qualifications.

Applications in writing, with full details of age, qualifications, work experience and present salary, plus the names and addresses of two referees, to:

**R. A. Fennel, Assistant Secretary, Roehampton Institute of Higher Education, Richardson Building, Digby Stuart College, Roehampton Lane, London SW15 5HP,**

to arrive not later than 8 September, 1980.

(Applicants should note that, although initially this appointment will be at Digby Stuart, they may be required to work elsewhere within the Roehampton Institute).

(591)

**B.B.C.**

## INSTALLATION TECHNICIAN

We have a vacancy in the Unit which deals with the supply, installation and commissioning of television studio lighting and mechanical equipment. This includes lighting control systems, dimmers, luminaires and their mechanical suspension systems, camera mountings and lenses, servo systems and their controls.

The successful applicant will assist professional engineers in this work and the duties will include supervision of craftsmen, liaison with contractors and other specialists.

Applicants, male or female, must have a good practical understanding of work in at least one of the following fields:-

**Electrical Power Control  
Mechanical Mechanisms  
Electronic Control Systems**

The successful candidate will be based in the London area but must be prepared to work anywhere in Great Britain for periods which do not normally exceed four weeks at a time.

Salary, depending on experience and qualifications, will initially be in the range of £5535 to £5985 rising by annual increments of £225 to a maximum of £7455 per annum. Additional allowances are paid for on-site working, approximately 8% of salary.


4 weeks and 2 days annual leave.

Request for application forms to the Engineering Recruitment Officer, BBC, Broadcasting House, London W1A 1AA, quoting reference 80.E.2302/. Please enclose an addressed envelope with your application; no stamp is required. Closing date for completed application forms is 14 days after publication.

(608)



## Professional Careers in Electronics



### All the others are measured by us...

At Marconi Instruments we ensure that the very best of innovative design is used on our range of communications test instruments and A.T.E. We have a number of interesting opportunities in our Design, Production and Service Departments and we can offer attractive salaries, productivity bonus, pension and sick pay schemes together with help over relocation. If you are interested to hear more, please fill in the following details:-

Name \_\_\_\_\_ Age \_\_\_\_\_

Address \_\_\_\_\_

Telephone Work/Home (if convenient) \_\_\_\_\_

Years of experience    0-1    1-3    3-6    Over 6  
☐    ☐    ☐    ☐

Present salary    £3,500-    £4,500-    £5,500-    over  
                          £4,500    £5,500    £6,500    £6,500  
☐    ☐    ☐    ☐

Qualifications    None    C & G    HNC    Degree  
☐    ☐    ☐    ☐

Present job \_\_\_\_\_

PE.1.

Return this coupon to John Prodger, Marconi Instruments Limited, FREEPOST, St. Albans, Herts, AL4 0BR. Tel: St Albans 59292

**marconi**  
instruments

(619)

A GEC MARCONI ELECTRONICS COMPANY

Link Electronics is a successful British Company active in the international sales of Broadcast television and radio equipment. We manufacture a range of studio products from colour cameras to simple D.A.s. We are also one of the largest suppliers of Outside Broadcast vehicles, television and radio studios, all designed and built in Andover for a worldwide market.

## TECHNICAL SALES ENGINEER

To be involved in the active selling of television broadcast equipment.

The successful applicant should have a sound technical electronic background, preferably with at least three years' experience within the Broadcast Industry, but not necessarily in Sales.

## TV SYSTEMS ENGINEERS

Experienced senior engineers to work on the design and project management of Outside Broadcast vehicles and television studios. This is an opportunity for engineers to become involved in projects from their initial design concept through manufacture to delivery and installation.

Our custom-built systems require a high degree of customer contact at engineering level from the initial design, to customer training after completion of the contract, both within the U.K. and overseas.

Applications are invited from engineers with a knowledge of T.V. studio engineering gained from experience in this type of work or from experience in the operation side of television.

Employment benefits include excellent salary, generous holidays, free life and health insurance, pension scheme, subsidised meals and relocation expenses.

Please apply for further details and application forms to Jean Smith at the address given below.



**Advanced  
Broadcasting  
Equipment**

**LINK**  
ELECTRONICS

Link Electronics Limited,  
North Way, Andover,  
Hants, SP10 5AJ.

Telephone: (0264) 61345  
(9968) (582)



## Electronics R&D

Join us in the forefront  
of technology

## Take your pick

HF-VHF-UHF-

Microwave Optics & Acoustics

A challenging and full career in  
Government Service.

Minimum qualification — HNC.

Starting salary up to £6,737 (under review).

Please apply for an application form to the  
Recruitment Officer (Dept. WW9)

H.M. Government Communications

Centre, Hanslope Park, Milton Keynes  
MK19 7BH.

(589)

# ITN

## ELECTRONIC ENGINEER

Independent Television News Limited require an Electronic Engineer to service a wide range of broadcast audio equipment, including Sound Mixing desks, Audio Tape Recorders and Film Sound Recording equipment, at their West End Studios.

Applicants should be familiar with microprocessing techniques as applied to sound and machine control systems.

This challenging situation provides an interesting future for the right person.

Salary range £8,600 to £11,400 p.a., dependent on qualifications and experience.

Benefits include contributory pension scheme, free life assurance, 4½ weeks' annual holiday, subsidised staff restaurant.

Telephone the Personnel Office on 01-637 3144, quoting ref. no. 40763.

(588)

## ROYAL OBSERVATORY, EDINBURGH

## PROFESSIONAL AND TECHNOLOGY OFFICER GRADE I

There is a vacancy in the Technology Unit at the Royal Observatory, Edinburgh, for an electronics engineer to work on the development of prototype astronomical instruments such as photometers, polarimeters, measuring machines and guidance and acquisition systems.

The Observatory provides Technological support to several major national astronomical facilities in the UK and overseas.

Initially the successful candidate will work with Officers at PTO II, III and IV levels designing, developing and commissioning acquisition and guidance systems and other instruments for use on the 3.8 metre Infrared telescope situated in Hawaii.

These systems incorporate a variety of detectors including cooled SIT TV cameras, and microprocessor controlled digital image storage and display. Special techniques are being developed to present complex information in a simplified form to assist astronomers working in a difficult environment.

The successful candidate may be required to work abroad on short term detached duty or on postings of up to three years. It is a pre-requisite of working in Hawaii that a special high-altitude medical examination be taken and passed.

Applicants are expected to have qualifications at degree level in the appropriate subjects leading to corporate membership of an appropriate professional body.

Experience in one or more of the following fields would be an advantage: Detectors, Detector Arrays, CCDs and associated amplifiers, low light level TV Systems, Integration and digital image storage techniques, application of microprocessor hardware and software.

Salary will be in the range £8600-£10200 per annum. There is a non-contributory superannuation scheme.

Application forms from The Personnel Officer, Royal Observatory, Blackford Hill, Edinburgh EH9 3HJ. Application forms should be returned by 1 September, 1980.

(605)

Nene College  
Northampton

## MICROPROCESSOR TECHNOLOGY

A range of one-day and three-day courses covering both hardware and software aspects.

Full details on application:

Microprocessor Course Tutor  
School of Technology  
NENE COLLEGE  
St. George's Avenue  
NORTHAMPTON  
NN2 6JB

(621)

**BROADCAST ENGINEERS, £16,000 neg.** Permanent positions overseas. Tax free salaries, first class accommodation and conditions. Apply: SPS EXECUTIVES (Ref 1726), Recruitment Consultants, Delme Court, West Street, Fareham, Hampshire or better still telephone (0392) 235611/236857. (597)

**MARINE ELECTRONICS ENGINEER** able to deal with all aspects of installation and repair within this wide range of equipment. Must live in London. Previous experience. Telesonic Marine Ltd, 60/62 Brunswick Centre, London WC1. 01-837 4106. (622)



## Telecommunications Officers Up to £7950

... in London and at Hanslope Park, Milton Keynes, for work in the installation, modification, maintenance and operation of HF, VHF, UHF and microwave receivers, associated test equipment, recorders, telephone and teleprinter equipment, electronic ancillary apparatus (some using analogue and digital techniques), voice frequency telegraph and other specialised equipment.

Candidates must have served an apprenticeship or have had equivalent training. They should normally have 3 years' relevant experience, and hold ONC in Engineering (with pass in Electrical Engineering 'A') or Applied Physics or TEC/SCOTEC certificate or equivalent qualification in a relevant subject. **Ex-Service personnel** who have had suitable training and at least 3 years' appropriate service (as Staff Sergeant or equivalent) will also be considered.

Salary: £5310-£7170; London £780 more. Starting salary may be above the minimum for those with additional relevant experience. Promotion prospects. Non-contributory pension scheme.

For further details and an application form (to be returned by September 12, 1980) write to Civil Service Commission, Alencon Link, Basingstoke, Hants, RG21 1JB, or telephone Basingstoke (0256) 68551 (answering service operates outside office hours). **Please quote T/5424.**

FOREIGN AND COMMONWEALTH OFFICE

(615)

## LECTURING WITH A DIFFERENCE

The difference is that MARCONI COLLEGE is neither just an academic nor an industrial institution but an appealing blend of both. The College is pleasantly situated in Chelmsford and the members of staff are responsible for training the engineers of the Marconi Electronics Group and customers.

### DIGITAL SYSTEMS

Vacancies exist for Lecturers to instruct on digital systems and equipment over a wide range of applications including the expanding field of automatic systems. Applicants should have either a degree or equivalent qualification in electronics with knowledge of digital techniques, or several years' relevant experience. Teaching experience desirable but not essential.

### TELECOMMUNICATIONS

A Lecturer is required to instruct in the principles/functioning and maintenance of a wide range of telecommunications systems and equipment. The range embraces HF, UHF and Microwave Systems incorporating the latest microprocessor devices.

Applicants should have a sufficient combination from a degree or equivalent qualification, teaching experience in similar technology and three to four years' practical experience of professional radio communications systems. For all posts commencing salary up to £7,500 plus benefits.

**Applications to Frank Braybrook, GEC-Marconi Electronics Limited, Marconi House, New Street, Chelmsford, Essex CM1 1PL. Telephone Chelmsford (0245) 353221 Extension 478.**

## GEC-Marconi Electronics Ltd.

(629)

### FIELD SERVICE

Digital Electronics Engineers ONC, HNC or equivalent required by clients for a variety of interesting posts.

TRAIN in Zurich for field service in Process Control: Berks/M4 area.

USA product training in Ultrasound medical systems: W London/M4.

Many more on file for engineers with "hands-on" experience of WP, PTS, CNC, Video, Commercial & Industrial Data process.

Ring 01-464 7714 x 502 for registration form.

# LOGEX

ELECTRONICS RECRUITMENT SERVICE  
HIGH ROAD, LOUGHTON, ESSEX  
01-502 1589/01-464 7714. EXT. 502 (613)

## JUNIOR DEVELOPMENT ENGINEERS ELECTRONICS

John Player and Sons, a leading manufacturer of tobacco products, offer the opportunity to young electronics engineers to gain valuable practical experience in industrial electronics.

Vacancies exist for work in the Machinery Evaluation Section where new generation cigarette making and packaging machines are undergoing pre-production trials. These machines are equipped with increasing numbers of modern electronic control circuits using the latest technological advances including microprocessors.

The successful applicants will undergo a period of familiarisation, look after specific machines during the evaluation period, be involved in the development of special features as well as devising evaluation aids and ultimately in the training of others in the maintenance of these machines on the production floor. We are looking for men or women who are qualified to HNC or equivalent, and who have 2 years' experience in one or more of the following areas:

- electronic control and logic circuits
- process control systems
- microprocessors

A knowledge of the tobacco industry is not essential.

We offer a starting salary around £6,500 per annum together with other benefits associated with a large progressive company including relocation assistance where applicable.

Application forms can be obtained by phoning Nottingham (STD 0602) 78711 Extension 345 or writing to:

Lorna Blayney

**JOHN PLAYER AND SONS**  
Nottingham NG7 5PY

(607)

**KING'S COLLEGE HOSPITAL**  
Applications are invited for the post of

### DEPARTMENTAL CHIEF TECHNICIAN

in the Department of Medical Physics, King's College Hospital. The Department provides a comprehensive service to the King's Health District (Teaching) and some services to hospitals in the South East Thames Region.

A medical Physics Technician Grade I is required to take day to day responsibility for the technical work of the Department, which employs approximately fifteen technicians.

The successful candidate will be required to have considerable experience of work in the National Health Service Physics Department and will be expected to have a good knowledge of present day digital analogue electronic techniques and equipment.

Salary: £7082-£8207 inclusive.

For further information contact the Department of Medical Physics on ext 2350. Application form and job description obtainable from Sector Administration, King's College Hospital, Denmark Hill, London SE5 9RS or telephone 01-274 6222 ext 2408 quoting reference number SA/202.

Closing date: Sept. 12th, 1980.

(612)

**QUEEN MARY COLLEGE**  
University of London

### ELECTRONICS ENGINEER

Applications are invited for the newly-created post of ELECTRONICS ENGINEER to provide a wide-ranging advice and design service to research groups in the Physics Department, including Astrophysics, Far Infrared Instrumentation and High Energy Physics. The Department has been designated one of two College centres for advanced work in electronics and further responsibilities and opportunities are expected to develop in consequence. Applicants will be expected to have experience in analogue and digital techniques and minimum qualifications of HNC in Electrical Engineering or a degree in Physics or Engineering. Salary on scale £5052-£8769 p.a. (under review), plus £740 London Allowance, according to age/experience.

Please apply by letter, giving age, qualifications, experience and names of 2 referees, to The Secretary (W.W.), Queen Mary College, Mile End Road, London, E1 4NS. (570)



**CAPITAL**  
APPOINTMENTS LTD.

**THE UK's No. 1 ELECTRONICS AGENCY**

Design, Dev. and Test to £9,000  
Ask for Brian Cornwell

SALES to £12,000 plus car  
Ask for Ken Sykes

FIELD SERVICE to £8,000 plus car  
Ask for Maurice Wayne

**We have vacancies in ALL AREAS of the UK**

Telephone: 01-637 5551 (3 lines)

**CAPITAL HOUSE**  
29-30 WINDMILL  
STREET  
LONDON W1P 1HG  
TEL: 01-637 5551

**ACOUSTICS ENGINEER/MANAGER**  
Selsound Limited, situated in Hampshire, design and manufacture specialist microphones and similar moving coil transducers. The company is very small but has some interesting and profitable business which gives it the opportunity to expand. Do you have good design experience in a related field, a practical approach to production efficiency and the ability to develop the company with both feet on the ground. If so, this may be your opportunity to run, in effect, your own business. Do not expect a high starting salary — £6,000 to £7,000 is envisaged. Do expect to work very hard — be confident that if you succeed, the eventual reward will be high. Apply, giving sufficient details for us to make an initial assessment of your ability to do this job, to: Mr J. E. Stubbings, Selsound Limited, Victory Close, Industrial Estate, Chandlers Ford S05 3ZX. (611)





## UNITED NATIONS

**Invites Applications for the following positions  
at New York Headquarters**

### **1. CHIEF, TECHNICAL SERVICES SECTION (P-5)**

Supervises and specifies arrangements for the installation, operation and maintenance of equipment associated with the United Nations conference servicing and radio and television programming operations. This includes a wide range of broadcast standard audio and video equipment, simultaneous interpretation installations and electronic voting equipment. Responsibilities include directing the work of some 100 personnel, design of and supervision of construction of equipment, advising other divisions on technical matters and preparation of budgets.

Should have advanced university degree in relevant engineering discipline, good electronic knowledge, computer experience and management skills particularly in the fields of budgeting projection and cost control, with 13 years' professional experience.

Level P-5 carries net base salary per annum from US \$24,298 (single) and US \$26,298 (with dependants) plus post adjustment from US\$ 11,627 (single) and US\$12,584 (with dependants) per annum.

VA. 80-D-DAM-109-NY

### **2. CHIEF, TELEVISION AND FILM UNIT (P-4)**

Controls the technical aspects of the United Nations television and film unit which works to full professional broadcast standards.

Is responsible for system development and specifying operational and maintenance techniques and for assessing needs and making recommendations for purchase of equipment.

Supervises the operations in the technical areas and maintains contact with outside TV networks and operators.

Should have advanced university degree in electrical engineering with eight years' professional experience in the operation and maintenance of television and film equipment.

Level P-4 carries net base salary per annum from US\$20,209 (single) and US\$21,755 (with dependants) plus post adjustment from US\$9,779 (single) and US\$10,527 (with dependants) per annum.

VA. 80-D-DAM-108-NY

### **3. ENGINEER (TELECOMMUNICATIONS) (P-4)**

Supervises the technical aspects of conference servicing operations with particular regard to simultaneous interpretation, audio distribution systems and electronic voting equipment.

Responsible for system development and design and for the installation of these facilities both at Headquarters and for conferences away from headquarters.

Should have advanced university degree in an engineering discipline, with eight years' professional experience.

VA. 79-D-DAM-357-NY.

**APPLICATIONS:** Please complete two copies of United Nations Personal History Form (P.11), or send detailed curriculum vitae to: **Professional Recruitment Service, United Nations, New York, N.Y. 10017, USA.** Mention the date of birth and nationality, and quote the Vacancy Announcement number.



# GET

(575)

NAME.....  
ADDRESS .....


REMITTANCE VALUE..... ENCLOSED

PLEASE WRITE IN BLOCK LETTERS. CLASSIFICATION..... NUMBER OF INSERTIONS.....



## SITUATIONS VACANT

## TRAIN IN U.S.A! COMPUTER ENGINEER

LONDON/HOME COUNTIES

£6,500 + + Choice of Car

A fabulous opportunity to become a COMPUTER ENGINEER working on a prestige range of Mini Computers and Peripherals.

If you have an electronic background (not necessarily computers) and are looking for variety Customer Contact, problem solving and promotion then check these benefits: Salary start £6,500 — overtime — standby — choice of car — PLUS a top quality product training course in the U.S.A.

## INTERESTED?

Then call OUR Computer engineer today with details of your hardware background. Consultants Ref EK2014

**AB EXECUTIVE (KINGSTON) LTD**  
**01-549 6441 (24 hours)**

# Thomas

**MUSICAL  
INSTRUMENTS  
LIMITED**

**urgently require a  
fully-qualified**

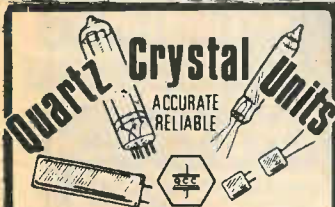
## ELECTRONICS TECHNICIAN

Applicants must be able to work on own initiative and have full working knowledge of product quality testing for electronic organs plus capability to liaise with dealers' engineers. Above all, we are searching for someone who is truly enthusiastic about our business. If you are searching for a company to reward your skills, efforts and enthusiasm, please write or call us today.

**THOMAS Musical Instruments Ltd.**  
Unit 6  
Abercorn Trading Estate  
Manor Farm Road  
Alperton, Wembley, Middlesex  
Tel. 01-903 3081

(585)

## ARTICLES FOR SALE



Private enquiries, send 3p in stamps for brochure

**THE QUARTZ CRYSTAL CO. LTD.**

Q.C.C. WORKS, WELLINGTON CRESCENT  
NEW MALDEN, SURREY. 01-942 0334 & 2988

(8493)

**GRAFICOLOUR SPECTRUM ANALYSER.** C/W system desk, colour TV camera and digitiser. First reasonable offer secures. Warrilow, Luton 413703. (506)

**U.K. AIR BAND FREQUENCIES LIST.** approach, tower, ATC, radar, weather, rescue, emergency, etc. £1. Send cheques, PO, to P.L.H. Electronics, 20 Vallis Road, Frome, Somerset, BA11 3EH. (596)

**BROMLEY AREA  
HEALTH AUTHORITY**

**Test and  
Maintenance  
Technician**  
**MEDICAL ELECTRONICS**

**Kent up to £6,350**

Our medical electronics staff carry out vital work concerned with the acceptance testing and maintenance of cardiac monitors, emergency and other electronic equipment in hospitals throughout the Authority's Area. We are now looking for an Electronics Technician, educated to ONC level or equivalent, to join the team.

Whilst some knowledge of electronics as applied to patient care and safety would be an advantage, full on-the-job training will be given. A car (for which a mileage allowance is payable) and clean driving licence are essential.

Salary will be within a scale of £5,003-£6,350 inclusive of London Weighting. Single temporary accommodation may be available.

For a job description and application form, please contact the Area Personnel Officer, Bromley Area Health Authority, "Bassetts," Starts Hill Road, Farnborough, Kent, BR6 7AR. Tel. Farnborough (0689) 53333, Ext. 339. (590)

## ARTICLES FOR SALE

**TRS-80 LEVEL II 16K RAM,** complete system. Numerous programmes on cassette, £450 ono. Phone Wolverhampton 38935 (evenings). (628)

**400 VALVES,** ex stock, 100 types, original packaging. May split. S.A.E. for details. Write: B. C. McNamara, 91 Forbes Avenue, Pottery Bar, Herts. (627)

**WIRELESS WORLD COMPUTER,** Mk III Firmware (3K), 4K RAM, fully documented, many extras, £200. — Reading 413421. (626)

**OFFERS INVITED** for Wireless World 1964 to 1979, almost complete. — Tel: 092 084 226. H.F. Radio receiving station being dismantled. Various items of radio and telegraph equipment for disposal. Tel: 092 084 226. (593)

**FOR SALE,** electronic Megas 500 or 1000 volts, pocket size, a bargain for all electricians only, £28.50 plus battery and P&P £1.50. — P. Bowers, 16 Melbourne Road, Walsingham, Surrey. (595)

## ARTICLES FOR SALE

With 38 years' experience in the design and manufacturing of several hundred thousand transformers we can supply:

## AUDIO FREQUENCY TRANSFORMERS OF EVERY TYPE

**YOU NAME IT! WE MAKE IT!**

## OUR RANGE INCLUDES

Microphone transformers (all types). Microphone Splitter/Combiner, transformers. Input and Output transformers. Direct Injection transformers for Guitars. Multi-Secondary output transformers. Bridging transformers. Line transformers. Line transformers to G.P.O. Isolating Test Specification Tapped impedance matching transformers. Gramophone Pickup transformers. Audio Mixing Desk transformers (all types). Miniature transformers. Microminiature transformers for PCB mounting. Experimental transformers. Ultra low frequency transformers. Ultra linear and other transformers for Valve Amplifiers up to 500 watts. Inductive Loop Transformers. Smoothing Chokes. Filter inductors. Amplifier to 100 volt line transformers (from a few watts up to 1000 watts). 100 volt line transformers to speakers. Speaker matching transformers (all powers). Column Loudspeaker transformers up to 300 watts or more.

We can design for RECORDING QUALITY, STUDIO QUALITY, HI-FI QUALITY, OR P.A. QUALITY. OUR PRICES ARE HIGHLY COMPETITIVE AND WE SUPPLY LARGE OR SMALL QUANTITIES AND EVEN SINGLE TRANSFORMERS. Many standard types are in stock and normal dispatch times are short and sensible.

OUR CLIENTS COVER A LARGE NUMBER OF BROADCASTING AUTHORITIES, MIXING DESK MANUFACTURERS, RECORDING STUDIOS, HI-FI ENTHUSIASTS, BAND GROUPS, AND PUBLIC ADDRESS FIRMS. Export is a speciality and we have overseas clients in the COMMONWEALTH E.C., USA, MIDDLE EAST etc.

Send for our questionnaire which, when completed, enables us to post quotation by return.

## SOWTER TRANSFORMERS

Manufacturers and Designers

**E. A. SOWTER LTD.** (Established 1941), Reg. No. England 303990

The Boat Yard, Cullingham Road, Ipswich IP1 2EG  
Suffolk. P.O. Box 36 Ipswich IP1 2EL, England

Phone: 0473 52794 & 0473 219390

(141)

## THE SCIENTIFIC WIRE COMPANY

P.O. Box 30, London, E.4

SWG	ENAMELLED COPPER WIRE			
	1lb.	8oz.	4oz.	2oz.
8 to 29	2.76	1.50	.80	.60
30 to 34	3.20	1.80	.90	.70
35 to 40	3.40	2.00	1.10	.80
41 to 43	4.75	2.60	2.00	1.42
47	8.37	5.32	3.19	2.50
48 to 49	15.96	9.58	6.38	3.69

SILVER PLATED COPPER WIRE			
14 to 30	6.50	3.75	2.20
	1.40		

TINNED COPPER WIRE			
14 to 30	3.38	2.36	1.34
	.90		

Prices include P&P, VAT and Wire Data  
SAE for list. Dealer enquiries welcome.

Reg Office: 22 Coningsby Gardens.

(9063)

## ELECTRONIC TESTING & FAULT DIAGNOSIS

by G. C. Loveday Price: **£5.50**  
**DIGITAL TECHNIQUES & SYSTEMS** by D. C. Green.

Price: **£5.50**  
**ELECTRONICS FAULT DIAGNOSIS** by I. R. Sinclair.  
Price: **£3.50**

**ELECTRONIC DESIGNER'S H/B** by K. Hemingway.  
Price: **£13.50**

**HANDBOOK OF ELECTRONICS CALCULATIONS FOR ENGINEERS & TECHNICIANS** by M. Kaufman.

Price: **£14.70**  
**H/B OF MICROCIRCUIT DESIGN & APPLICATION** by D. F. Stout. Price: **£19.20**

**UNDERSTANDING MICROPROCESSORS** by Texas Inst. Price: **£4.00**

**INTRODUCTION TO MICROCOMPUTER PROGRAMMING** by P. C. Sanderson. Price: **£4.50**

**THE COMPLETE MICROCOMPUTER SYSTEMS H/B** by E. L. Safford. Price: **£8.25**

**TOWERS' INTERNATIONAL TRANSISTOR SELECTOR** by T. D. Towers, 1980. Price: **£10.50**

"ALL PRICES INCLUDE POSTAGE"

## THE MODERN BOOK CO.

Specialist in Scientific & Technical Books

**19-21 PRAED STREET LONDON W2 1NP**

Phone 402-9176

Closed Sat. 1 p.m.

(8974)

**DIGISCOPE** 16 bit CMOS/TTL logic monitor

£27.40 complete — or send for data:  
J. E. Sinclair & Co  
82 Plumstead Common Road  
London SE18 3RE (618)



## ARTICLES FOR SALE

### TELETEXT, TV SPARES & TEST EQUIPMENT.

**TELETEXT.** Latest MK2 external unit kit incl. Mullard Decoder 6101VML and infra-red remote control £258, p/p £2.50 (further details on request). Also MK1 external unit kit incl. Texas XM11 decoder, special offer price £168, p/p £2.50. Both kits incl. UHF modulator, and plug into TV set aerial socket. **SPECIAL OFFER TEXAS XM11 Decoder**, new and tested, limited quantity at 1/3 price, £85, p/p £1.40. Stab. power supply (5V) for Teletext decoders, £5.80, p/p £1. Thorn design XM11 interface unit, £1.80, p/p 80p. **NEW SAW FILTER IF AMP PLUS TUNER** (complete & tested for sound & vision), £28.50, p/p £1. **COLOUR BAR & CROSS HATCH GENERATOR KIT (MK4) PAL**, UHF aerial input type, 8 vertical colour bars, R-Y, B-Y, grey scale, etc. P/B controls £35. Batt holders £1.50 or stab. mains power supply kit £4.80. De-luxe case £5.20 or alum. case £2.90, p/p £1.40. Built & tested in De-luxe case (battery) £58, p/p £1.50. **CROSS HATCH KIT UHF aerial input type** also gives peak white & black levels, batt. op. £11, p/p 45p. Add-on **GREY SCALE KIT** £2.90, p/p 35p. De-luxe case £5.20. **UHF SIGNAL STRENGTH METER KIT** £17.50. Alum. case £1.80. De-luxe case £5.20, p/p £1.40. **CRT TEST & REACTIVATOR KIT** for colour & mono £22.80, p/p £1.70. **THORN 9000 Touch Tune Remote control receiver unit plus transmitter handset** £16, p/p £1.40. **THORN 9000 Fascia incl. channel select. indicator, set controls, speaker**, £5.80, p/p £1.60. **TV SOUND IF TRANSTD.** Tested, £6.80, p/p 85p. **BUSH SURPLUS IF PANELS.** A816 £1.80, TV312 (single I.C.) £5, Z718/BC6100 £5, A823 (Exp) £2.80, p/p 85p. **BUSH Z718/BC6100 Line Time Base Panel Z904**, incl. LOPT, EHT stick, Focus, etc., 18in or 22in, £15, p/p £1.60. **BUSH 161 series TB panel A634** £3.80, p/p £1.20. **DECCA colour TV Thyristor Power supply** £3.80, p/p £1.40. **GEC 2010 series TB panel** £1, p/p 90p. **GEC 2040 CDA panel** £4.50, p/p £1.20. **PHILIPS G6 S/S conv. panel** £2.50, p/p £1.20. **G8 Decoder panels for spares** £1.80, p/p £1.20. **G9 Signal panels for small spares** £3.80, p/p £1.20. **THORN 3500 Line TB panel** £5, p/p £1.30. **0000 ext-renal panels IF, VIDEO, DECODER**, £5, p/p £1.20. **8000/8500 TB salvs/spares** £4.80, p/p £1.90. **9000 Line TB (incl. LOPT) salvs/spares** £7.50, p/p £1.60. **COLOUR SCAN COILS** (Mullard or Plessey) £6, p/p £1.80. **Yoke** £2.50, p/p £1. **Blue Lat 75p**, p/p 35p. **Mono Scan Coils** (Thorn, Philips, Pye) £2.80, p/p £1. **VARICAP UHF TUNERS.** Mullard U321 £7.80, ELC1043/05 £5.50. G.I. £3.50. **Salv. (asstd)** £1.50, p/p 45p. **Varicap UHF/VHF ELC2000S** £8.50. **Bush (dual)** £7.50, p/p 70p. **TOUCH TUNE CONTROL units**, Bush (6 pos) £4.50, p/p 80p. **VARICAP CONTROL UNITS** 3 pos. £1.20, 4 pos. £1.50, 5 pos. £1.80, 6 pos. £1.80, 6 pos. special offer £1, p/p 45p. **UHF transtd. Tuners (rotary)** incl. s/m drive £2.50, 4 pos. P/B £2.50, 6 pos. P/B £4.20, p/p £1.20. (Special types available, details on request). **DL50 Delay Line** £2.50, p/p 50p. **Large selection of LOPTS, Triplers, Mains Droppers, and other spares for popular makes of colour & mono receivers.** PLEASE ADD 15% VAT TO ALL PRICES. — **MANOR SUPPLIES**, 172 WEST END LANE, WEST HAMPSTEAD, LONDON, N.W.6. **SHOP PREMISES.** Tel. 01-794 8751. Easily accessible W. Hampstead Jubilee Tube & Brit. Rail N. London (Richmond-Broad St.) and St. Pancras-Bedford. Buses 28, 159, 2, 13. Callers welcome. Thousands of additional items not normally advertised available at shop premises. Open daily all week incl. Saturday (Thursday half day). **MAIL ORDER: 64 GOLDERS MANOR DRIVE, LONDON NW11 9HT.** PLEASE ADD 15% VAT to all prices. (60)

**LAB CLEARANCE:** Signal Generators; Bridges; Waveform, transistor analysers; calibrators; standards; millivoltmeters; dynamometers; KW meters; oscilloscopes; recorders; Thermal, sweep, low distortion true RMS, audio FB, deviation. Tel. 040-376236. (9250)

### INVERTERS

High quality DC-AC. Also "no break" (2ms) static switch, 19" rack. Auto Charger.



COMPUTER POWER SYSTEMS

Interport Mains-Store Ltd.  
POB 51, London W11 3BZ  
Tel: 01-727 7042 or 0225 310916

(9101)

### DO YOUR OWN SHEET-METAL WORK

For Shearing, Notching, Aperture cutting, Punching, Box-folding etc. You need the concentrated versatility of only 3 Gabro Machines.

For well illustrated literature:—  
**GALE BROS. (ENGINEERS) LTD.**  
HATHERSHAM CLOSE,  
SMALLFIELD, SY. RH6 9JE.  
Tel: (0342-84) 2157

(599)

### MSF TIME?

**MSF CLOCK** is ALWAYS CORRECT — never gains or loses, self setting at switch-on, 8 digits show Date, Hours, Minutes and Seconds, larger digit Hours and Minutes for easy QUICK-GLANCE time, auto GMT/BST and leap year, also parallel BCD output for computer and can record when an event occurs, receives Rugby time signals, 1000KHz range, ABSOLUTE TIME, £54.80. **60KHZ RUGBY RECEIVER**, as in MSF Clock, serial data and audio outputs, built-in antenna, £15.70. **V.L.F. 10-150KHz Receiver** £13.70. Each fun-to-build kit includes all parts, printed circuit, case, postage, etc., money back assurance so SEND OFF NOW. Cambridge Kits, 45 (WJ) Old School Lane, Milton, Cambridge.

(601)

### TRADE BUYERS J.P.R. DISTRIBUTORS

New trade counter is now open. We stock: Carbon film resistors from £3.50 per 1000. Rotary pots from 10p. Pre-sets from 2p. Single cables from £5 per Km. BSR decks from £8.50. Also, Electrolytic & polyester capacitors, switches, indicators, plugs & sockets, semiconductors, chassis speakers, microphones, mains cables, etc., etc. 40 WADESON STREET, LONDON E2 9DP

Tel: 01-980 1028/1029

Phone or call for quote on any component (630)

### SPACERS

**JUMBLE PACK OF 150 PIECES**, 15 sizes 0.03"-0.6" long. Clearance on 2BA, 4BA, 6BA, M3, M4 & M5. P.V.C. £3.00 + 20p P&P. C.W.O. Aluminium £4.50 + 20p P&P. C.W.O. Single sizes, in quality, price pro rata. Quotes on specials and standards, in quantity, by return. **DRURY BROS (ST ALBANS) LTD. UNIT NO 6, BEAUMONT WORKS, HEDLEY ROAD, ST. ALBANS, HERTS.** Tel: ST. ALBANS 65094.

(598)

**CLEARANCE PARCELS:** Transistors, resistors, boards, hardware, 10lbs only £5.80; 1,000 Resistors £4.25; 500 Capacitors £3.75; BC 108, BC 171, BC 204, BC 230, 2N 5061, CV7497 Transistors, 10-70p, 100-£5.80. 2N 3055, 10 for £3.50. S.a.e. lists: W.V.E. (3), 15 High Street, Lydney, Glos. (444)

### TO MANUFACTURERS, WHOLESALE & BULK BUYERS ONLY

Large quantities of Radio, T.V. and Electronic Components.

**RESISTORS CARBON & C/F** 1/8, 1/4, 1/2, 1 Watt from 1 ohm to 10 meg.

**RESISTORS WIREWOUND.** 1/2, 2, 3, 5, 10, 14, 25 Watt.

**CAPACITORS.** Silver mica, Polystyrene, Polyester, Disc Ceramics, Metalumite, C280, etc.

Convergence Pots, Slider Pots, Electrolytic condensers, Can Types, Axial, Radial, etc.

Transformers, chokes, hopts, tuners, speakers, cables, screened wires, connecting wires, screws, nuts, transistors, ICs, Diodes, etc., etc.

All at Knockout prices. Come and pay us a visit. Telephone 445 2713, 445 0749.

### BROADFIELDS & MAYCO DISPOSALS

21 Lodge Lane, N. Finchley, London, N.12. 5 mins. from Tally Ho Corner

(9461)

**ENCAPSULATING**, coils, transformers, components, degassing, silicone rubber, resin, epoxy. Lost wax casting for brass, bronze, silver, etc. Impregnating coils, transformers, components. Vacuum equipment low cost, used and new. Also for CRT regunning met allising. Research & Development. Barratts, Mayo Road, Croydon, CR0 2QP. 01-684 9917. (9678)

**TEST EQUIPMENT.** Audio & R.F. Signal Generators Grip Dip and S.W.R. Meters. Transistor Testers. Reg. P.S.U. Send s.a.e., stating requirements, to TELERADIO, 325 Fore Street, London N9 0PE. (292)

**PHILIPS TEST EQUIPMENT.** PM 5165 log sweep function generator 0.1Hz to 1MHz. PM 5171 measuring amplifier, AC/DC/LOG converter. Mint condition, £600 or best offer. — Woking 4866. (623)

**G.W.M. RADIO LTD.**, 40/42 Portland Road, Worthing, Sussex. Tel 0903 34897. Surplus supplies for sale and wanted. Atalanta ships communications receivers by Marconi special offer, £85 each as removed from ship complete but untested, carriage at cost; £115 tested and adapted for A.C. mains. Eddystone 730/4 £185 inc. B40D £75, carriage at cost. Test meters AVO 7 Mk II £32 inc. AVO meter movements 8, 9 and Multitest No 1 scaled 0-100 and 0-30 £20 inc. Radio telephones W30, W15 Motafones, Pye pocket phones No 1 ex stock, all supplied less crystals to trade only. Heterodyne frequency meter BC221 £23.50 inc. Three only CKB 74023 with charts £23.50 each inc. Scam Clark pneumatic mast, extending to 40ft in unopened maker's pack £345. Buyer collects. Many components and one-off items in stock. No lists. We are worth a visit, wholesale and retail. (614)

## ARTICLES WANTED

### SPOT CASH

paid for all forms of electronics equipment and components.

**F.R.G. General Supplies**  
550 Kingston Road  
London SW20 8DR

Tel: 01-404 5011

Telex: 24224. Quote Ref. 3165

(8742)

### WANTED

Test equipment, receivers, valves, transmitters, components, cable and electronic scrap, any quantity. Prompt service and cash. Member of A.R.R.A.

**M & B RADIO**  
86 Bishopsgate Street  
Leeds LS1 4BB  
0532-35649

**WANTED:** Recording equipment of all ages and varieties. (California, U.S.A.). Tel. (415) 232-7933. (9814)

**WANTED** electronic morse key (ie squeeze key). — Tel: 0795 521543. (602)

### WANTED

#### ANGLIAN INDUSTRIAL AUCTIONS

We sell by auction, all radio and electronic components and equipment. Why not let us sell your surplus and end of production materials. All entries must be received at least 21 days prior to sale.

For entry forms or catalogue of next auction contact:

**B. BAMBER ELECTRONICS**  
5 STATION ROAD  
LITTLEPORT  
CAMBS. CB6 1QE  
TEL: (0353) 860185

(263)

### DEAD OR ALIVE

## SERVICES

**DESIGN SERVICE.** Electronic Design Development and Production Service available in Digital and Analogue Instruments, RF Transmitters and Receivers for control of any function at any range. Telemetry, Video Transmitters and Monitors, Motorised Pan and Tilt Heads etc. Suppliers to the Industry for 16 years. Phone or write Mr. Falkner, R.C.S. Electronics, 6 Wolsey Road, Ashford, Middlesex. Phone Ashford 53661. (8341)

**ELECTRONIC DESIGN SERVICES.** MICROPROCESSOR HARDWARE and SOFTWARE design facilities have now been added to our established expertise and comprehensive test facilities previously available to you for ANALOGUE and COMMUNICATIONS designs. — For fastest results please phone Mr. Anderson, Andertronics Ltd, Ridgeway, Hog's Back, Seale (nr. Farnham), Surrey. 02518-2639. (275)

### SAVE TIME!

**PRINTED CIRCUIT BOARD**  
INTERNATIONAL FAST TURNAROUND  
TOTAL MANUFACTURING SERVICE

- PTH boards in 3 days.
- Conventional boards in 24 hours.
- Soldermask, component legends etc.
- Artwork service.
- Prototype assembly.
- Volume assembly in our plants in the Far East.

AEC Microtechnology  
Tanners Drive, Birklands,  
Milton Keynes, Bucks.  
Tel: 837879 AECLTD G

TEL: 0908 611086 (624)

**AEC**  
MICROTECHNOLOGY



## SERVICES

839 T2A1  
239YT0T0R9FAST PCB  
PROTOTYPES

SAME DAY DESPATCH

Prototype epoxy glass printed circuit boards up to 250mm x 200mm from your camera ready artwork.

Up to 125mm x 100mm — £18 + VAT per side etched only, drilling £5 + VAT  
Up to 250mm x 200mm — £24 + VAT per side etched only, drilling £10 + VAT

Send your order with artwork, cheque and instructions—orders received by 10 a.m. guaranteed despatched first class same day etched only (next day etched and drilled) or your money refunded, subject to acceptance of artwork.

ACR

AUSTERFIELD-CLARK RESEARCH. Tel. 0484 48016  
42 Blackhouse Road Huddersfield HD2 1AR (625)

## CIRCOLEC

THE COMPLETE ELECTRONIC MANUFACTURING SERVICE

Let us realise all or any part of your project from prototypes to production, from artwork design and component sourcing, through assembly and test to final quality assurance, packing and delivery.

We also provide a test, repair and modification service to suit your individual requirement.

For competitive prices and fast turnaround contact:

CIRCOLEC, 1 Franciscan Road, Tooting, S.W.17

Telephone: 01-767 1233 (544)

## COMPUTERS

Learn to really understand computers — how they work and how they are programmed. Home study course with skilled Tutor available ensures success. No previous experience needed. Colour brochure from:—

British National Radio & Electronic School.,  
4 Cleveland Rd, St. Helier,  
Jersey, Channel Islands. (600)

**DESIGN DEVELOPMENT MANUFACTURE.** We can offer a high quality, professional service, covering all aspects from original design to small batch production. Digital/Analogue prototypes welcome. For competitive pricing and quick delivery phone Mr. Flower, Digitalis Ltd., 9 Milldown Road, Goring-on-Thames, Oxfordshire. Tel: 049 14 3162. (9925)

**TUBE REBUILDING PLANTS PROCESS.** all TV tubes can be seen in operation. They can be installed internationally at the best price: 554 Stafford Road, Birmingham B11 4AL. (592)

**PRINTED CIRCUIT MANUFACTURE.** Very fast, reliable service. Lowest prices. Prototypes welcome. Inhouse photography. Phone 08474-573 for instant quote or write to AKTRO-NICS Ltd., 42/44 Ford Street, Moretonhampstead, Devon. (9857)

**SMALL BATCH PCB's** produced from your artwork. Also **DIALS, PANELS, LABELS.** Camera work undertaken. **FAST TURNAROUND.** — Details: Winston Promotions, 9 Hatton Place, London EC1N 8RV. Tel. 01-405 4127/0960. (9794)

**P.C.B. PROTOTYPE** and small batch production. Design layout, assembly and testing. Fast, reliable service. Wye Valley Electronics, 15 High St, Lydney, Glos. Tel: Dean (0594) 41267. (365)

## EURO CIRCUITS

Printed Circuit Boards — Master layouts — Photography — Legend printing — Roller tinning — Gold plating — Flexible films — Conventional fibre glass — No order too large or too small — Fast turnaround on prototypes. All or part service available NOW. (9630)

**EURO CIRCUITS TO.**  
Highfield House  
West Kingsdown  
Nr. Sevenoaks, Kent. WK2344

**PRINTED CIRCUIT BOARDS.** Single/double sided from circuit diagrams to assembled and tested boards. Any intermediate stages at manufacture undertaken. Quick turnaround on prototypes. Phone Maldon (0621) 741560 or write to Mayland Electronics, 4 The Drive, Maylandsea, Chelmsford, Essex CM3 6AB. (445)

**REPETITION SHEET METALWORK** on Wiedemann turret press. Long/short runs. Highly competitive. Quick deliveries commission for introductions. — EES Ltd., Clifford Rd., Monks Rd., Exeter 34489. (8060)

**ALTRONIC SYSTEMS LTD.** Solid state logic specialists, design consultants to manufacturers. Alarm systems designed to your requirements. Tel 07073 30514. (616)

## BUSINESS FOR SALE

**ELECTRIC** and gas appliance business established in town centre since 1961. — Ring Stafford 59099 for details. (594)

## EQUIPMENT WANTED

**TO ALL MANUFACTURERS AND WHOLESALERS IN THE ELECTRONIC RADIO AND TV FIELD**

**BROADFIELDS & MAYCO DISPOSALS**

will pay you top prices for any large stocks of surplus or redundant components which you may wish to clear. We will call anywhere in the United Kingdom.

21 LODGE LANE  
NORTH FINCHLEY, LONDON N12 8JG  
Telephone Nos. 01-445 0749/445 2713  
After office hours 958 7624

(9123)

## CAPACITY AVAILABLE

## I.H.S. SYSTEMS

Due to expansion of our manufacturing facilities we are able to undertake assembly and testing of circuit boards or complete units in addition to contract development.

We can produce, test and calibrate to a high standard digital analogue and RF equipment in batches of tens to thousands.

Telephone to arrange for one of our engineers to call and discuss your requirements, or send full details for a prompt quotation.

TEL. 01-253 4562

or reply to Box No. WW 8237

(8237)

**PRINTED CIRCUIT BOARDS.** Quick deliveries, competitive prices. Quotation on request, roller tinning, drilling, etc. Speciality small batches. Larger quantities available. Boardriven Ltd, Lancaster Road, Carnaby Industrial Estate, Bridlington, North Humberside, YO15 3QY. For the attention of Mr J. Harrison. Tel: (0262) 78788. (443)

**PCB ARTWORK DESIGN SERVICE** with component notation masters and assembly drawings. PADS Electrical Ltd, 01-850 6516, 45 Southwood Road, New Eltham SE9. (7905)

**BATCH PRODUCTION** wiring and assembly to sample or drawings. McDeane Electricals, 19b Station Parade, Ealing Common, London, W5. Tel. 01-992 8976. (169)

**SMALL BATCH** productions wiring assembly to sample or drawings. Specialist in printed circuits assembly. Rock Electronics, 42 Bishopshfield, Harlow, Essex 0279 33018. (9094)

PCB ASSEMBLY  
CAPACITY AVAILABLE

Low or high volume, single or double sided, we specialise in flow line assembly.

Using the Zevatron flow soldering system and on line cutting, we are able to deliver high quality assemblies on time, and competitively priced.

Find out how we can help you with your production. Phone or write. We will be pleased to call on you and discuss your requirements.

**TW ELECTRONICS LTD.**

120 NEWMARKET ROAD  
BURY ST. EDMUNDS, SUFFOLK  
TEL: 0284 3931

Sub-contract assemblers and wireers to the Electronics Industry (9068)

## CIRCOLEC

for Electronic/Electro-Mechanical Assembly. We offer the following versatile and quality service for small to large batches.

**PCB and Final Assembly, Repairs and Servicing, Inspection and Functional Test, Prototypes and Associated Services, and modifications.**

For competitive prices and fast turnaround, contact Circolec. Tel: 01-767 1233; 1 Franciscan Road, Tooting, S.W.17. (273)

**ELECTRONIC DESIGN SERVICE.** Immediate capacity available for circuit design and development work, PC artwork, etc. Small batch and prototype production welcome. — E.P.D.S. Ltd., 93b King Street, MAIDSTONE, Kent. 0622-677916. (9667)

FOR  
CLASSIFIED  
ADVERTISING  
RING  
ANTHONY  
HADLEY  
ON  
01-261 8508



# MICROSYSTEMS '81

11-13 March, 1981

Wembley Conference Centre, London

## CALL FOR PAPERS

**Microsystems '81** is the fourth conference and exhibition to meet the rapidly changing information needs of managers and engineers developing and using microprocessor-based systems.

The first two days of the conference are dedicated to design engineers seeking answers to problems encountered in designing and implementing microsystems through discussion and sharing experiences with other experts in the field. The third day is devoted to personal computers and small business systems and their use in industry, commerce and education.

**Microsystems '81** is sponsored by the publications *Microprocessors & Microsystems*, *Computer Weekly*, *Systems International* and *Practical Computing*.

## SCOPE

- case studies
- communications
- design aids
- distributed processing
- education and training
- industrial control
- interfacing
- multimicroprocessors
- project management
- real-time languages
- signal processing
- software development
- standards
- testing

Synopses of papers for consideration should be sent by 12 September, 1980 to: **Robert Parry, Microsystems '81**, PO Box 63, Westbury House, Bury Street, Guildford, Surrey GU2 5BH.

(119)

### HERE IT IS! THE BRAND NEW 8022A HAND-HELD DMM

Consider the following features:  
6 resistance ranges from 200 ohm-20 ohms  
8 current ranges from 2mA-2A AC/DC  
10 voltage ranges from 200 mv-1000v DC-200 mc-750V AC  
Pocket size — weighing only 370 gms.  
Full overload protection — will withstand 6kv spikes  
Rugged construction — virtually indestructible  
Meets tough military specs — drop proof  
In line, pushbutton operation for single-handed use  
Incorporates low power CMOS chip for low power consumption  
All this plus a 2-year full guarantee



**For only £89**

Carriage and Insurance £3

**SOFT CARRYING CASE**

**£7 extra**

Even more sophisticated the **Fluke 8020A**. Identical in most respects to the 8022A but in addition incorporates a conductance range from 2mS-200nS.

**Price £112**

Carriage and insurance £3.00

A handsome soft carrying case is included (this model only)

OFF THE SHELF  
DELIVERY ON THESE




### DIGITAL MULTIMETERS BRAND NEW FROM FLUKE!!! NOW AVAILABLE THE 8024A HAND HELD DMM

This model incorporates all the features of the 8020A but in addition has:  
A peak hold switch which can be used in AC or DC for volts and current functions.  
Audible continuity testing and level detection for sensing logic levels.  
A temperature (°C) range for use with a thermocouple. **£135**  
Carriage and Insurance £3

The following accessories are in stock now

Y8008 Touch and Hold Probe	£18.00
80K-40 High Voltage Probe	£45.00
81RF RF Probe to 100 MHz	£32.00
80T-150C Temperature Probe (C)	£55.00
801-600 Clamp-on AC Current Probe	£55.00



### PLEASE ADD 15% VAT TO ALL ORDERS EXCEPT WHERE ITEMS MARKED "VAT INCLUDED."

**CALLERS WELCOME**

We are open 9 a.m.-6 p.m.  
Monday-Saturday  
We carry a very large selection of electronic components and electro-mechanical items.  
Special quotations on quantities

### 8010A AND 8012A BENCH MODEL D.M.M.s

The 8010A is a general purpose, bench/portable digital multimeter with more functions and features than ever offered for such a low price. Its companion, the 8012A, has identical characteristics except that it has two additional low resistance ranges, 2Ω and 20Ω to replace the 8010A's 10 ampere current range.  
The 8010A and 8012A feature:  
10 voltage ranges from 200mv - 1000v dc, 200mv - 75v ac.  
3 conductance ranges from 2mS - 200 nS.  
6 resistance ranges from 200Ω - 20MΩ - the 8012A has two additional resistance ranges 2Ω and 20Ω.  
10 current ranges from 200μA - 2A AC/DC — the 8010A has two additional current ranges 10A AC and 10A DC.

**8010A £159 8012A £199**

Carriage and Insurance £3

The 8010A is also available with two rechargeable Nicad size C batteries installed in option, 01 at **£179.00**.

### LOW COST, AUTORANGING MULTI-FUNCTION COUNTER MODEL 1900A

- Autoranging in both frequency and period measurement modes
- Wide Frequency range — 5 Hz to 80 MHz
- High sensitivity — 25 mV, typically 15 mV
- Six digit LED display with leading zero suppression, automatic annunciation and overflow
- Optional internal battery pack providing 4 hours continuous operation
- Autoreset on all gate times, all function switches
- Four manually selected gate times providing resolution to 0.1 Hz
- Event counting to 10<sup>6</sup> events with overflow indicator
- Signal input conditioning with switchable 1 MHz low pass filter and attenuator
- Rugged moulded case with convenient tilting/carrying handle
- Optional parallel data output with decimal point and annunciation
- Traditional high Fluke quality

**£195** Carriage and Insurance £3



**Y7206 EN  
20,000 OPV**  
AC Volts: 0-10, 50, 250, 500, 1000.  
DC Volts: 0-0.5, 5, 25, 125, 250, 500, 1000.  
DC Current: 0-0.05, 5, 250 mA.

Resistance: 0.3k ohms 300k ohms 3 meg ohms  
Decibels —20 — +63 db  
Dms 127 x 90 x 32 mm  
**£10.95** P & P 75p



**TMK500  
MULTITESTER  
30,000 OPV**  
A sturdy and reliable instrument. Has internal buzzer.  
AC volts: 0 to 2.5, 10, 25, 100, 250, 500, 1000.  
DC volts: 0 to 0.25, 1, 2.5, 10, 25, 100, 250, 1000.  
DC current: 0 to 50 μA, 5 mA, 50 mA, 12 amp.  
Resistance: 0 to 6K, 60K, 6 meg, 60 meg.  
Decibels —20 to +56 db.  
Short test: Internal buzzer.  
Size 160 x 110 x 55 mm.  
**£20.50** P & P 75p

### ROTARY STUD SWITCH

LESSEY 30-way, 2 bank, Single pole. Contacts 1 amp 240v, AC/DC. 0050 res. Make before break. Stop infinitely adjustable allowing for any desired arc of travel. Ideal for instrument and model switching. Size 2 1/4" dia overall x 2 1/4" deep plus 1 1/4" x 1/4" dia. spindle.



**£3.25** P & P 50p

### BENDIX MAGNETIC CLUTCH

Superb example of electro-mechanics. Main body in two sections, coil section fixed with 3/4" sleeve, drive section rotating on outer perimeter. Uniting plate has 3/4" ID bearing concentric with main section and 18-tooth cog wheel. Extremely powerful transmission. 24V D.C. 240 m/a.



**£4.75** P & P 75p

# ELECTRO-TECH COMPONENTS LTD.

364 EDGWARE ROAD, LONDON, W.2. TEL: 01-723 5667



# The Viewdata Exhibition

## For Professional & Business People

WILL TAKE PLACE  
**29th-31st OCTOBER 1980**  
**WEST CENTRE HOTEL, LILLIE ROAD, LONDON**  
**10 am to 6 pm**  
*(Closing 5 pm on the last day)*

The response to the second exhibition for professional and business people has been overwhelming, justifying the decision to take the whole hall at the West Centre Hotel.

An additional feature to this year's show will be a Workshop/Forum, where sponsoring company's will hold an open discussion on the latest related topics. Entry to this will be free.

This year's event is designed as it's title suggests, to interest not only those professionally involved with viewdata & teletext, but also those businessmen whose companies are able to use viewdata or are already doing so.

The event has over 40 exhibitors including: Sony, GEC, Information Services, The Post Office, Langton Information Services, CAP CPP,

Granada TV Rental, Fintel, Eastel, Cherry Electrical, Centronics, Link House Communication, Ansafoone, STC, ITT, Bishopsgate Terminals, Oracle (London Weekend TV), and Barco Video Terminals (C.W. Cameron Ltd), showing a wide variety of exhibits such as:

Editing equipment basic and advanced, monitors and user terminals, private viewdata systems and equipment, peripherals including printers, magnetic media recorders, light pens, graphic design aids and keyboards, accessories such as camera attachments, anti-glare sprays, screen hoods and masks, telephone timers, microcomputers for telesoftware and other "umbrella" activities and facilities, software services for advanced editing, publications, semiconductor devices and many more.


### ENTRANCE TO THE EXHIBITION IS FREE BY REGISTRATION

Advance tickets are available on demand from the organisers at:

Viewdata Tickets  
**IPC Exhibitions Ltd**  
40 Bowling Green Lane  
London EC1R ONE



Here's why you  
should buy  
an I.C.E.  
instead of  
just any  
multimeter



**I.C.E.**

WW — 088 FOR FURTHER DETAILS

- \* Best Value for money.
- \* Used by professional engineers, D.I.Y. enthusiasts, hobbyists, service engineers.
- \* World-wide proven reliability.
- \* Low servicing costs.
- \* 20K/volt sensitivity and high accuracy.
- \* Large mirror scale meter.
- \* Fully protected against overload.
- \* Large range of inexpensive accessories.
- \* 12 month warranty, backed by a full after sales service at E.B. Sole U.K. Distributors

Prices from £16.60 — £32.00 + VAT  
Send for full colour leaflet and prices on whole range including accessories.

**ELECTRONIC  
BROKERS LIMITED**

49-53 Pancras Road, London NW1 2QB.  
Tel: 01-837 7781. Telex: 298694.

## INDEX TO ADVERTISERS SEPTEMBER

Appointments Vacant Advertisements appear on pages 134-149

PAGE		PAGE		PAGE	
Acoustical Mfg	2	Hameg	22	P.B.R.A. Ltd.	103
Adcola Products	96	Happy Memories	102	Plessey Optoelectronics	35
A.E.L. Crystals	96	Harris Electronics (London) Ltd	24	P.M. Components	98
Ambit International	25	Hart Electronics	133	Polytechnic of Central London	110
Antex	81	Henry's Radio	108, 129	Powertran Electronics	107, 109, 111
Airamco	30	Heyco Mfg. Co	94	Precision Petite Ltd.	31
Aspen Electronics Ltd	95	Hi-Fi Y/Book	132	Pye Unicam	7
Audix BB	24			Quantum Electronics	112
Bamber, B. Electronics	128	I.L.P. Electronics Ltd	104, 105	Quartzlock	132
Barkway Electronics Ltd	98	ILP Transformers Ltd	98	Racal Recorders	19
Barrie Electronics Ltd	117	Integrex Ltd	101	Radio Components Specialists	130
Bell & Howell	33	Interface Comps	122	Radio Shack	116
BIB Hi-Fi	Cover iv	Interface Quartz Devices	28	R.C.S. Electronics	103
British National Radio	117	Internepton (Kiver)	100	Rediffusion Reditronics	30
Bulgin Electronics Ltd	32	ITT Instrument Services	13	RST Valves	106
		ITT Mercator	14		
Cambridge Learning	15	Kam Circuits	120	Safgan Electronics	110
Caracol Eng.	99	Keithley Insts.	72	Sandwell Plant Ltd.	103
Carston Electronics Ltd	8, 9	KGM Electronics	12	Science of Cambridge	20, 21
Cavac Systems	120	Keland Engineering	110	Scopex Instruments Ltd.	113
Chiltmead Ltd	127	Kirkham Amplifier	6	Second User Electronics	10, 11
CIL Electronics Ltd	114			Service Trading	97
Circuit Services	114	Lane, F. C.	120	Shure Electronics	38
Cobonic Ltd	121	Langrex	106	Sinclair Radionics	19, 29
Codespeed Elec	121	Lascar Electronics	18	Softy Ltd.	100
Colomor	121	Levell Electronics Ltd	3	SME Ltd.	17
Compec UK (VC)	5	Lowe Electronics Ltd	82	Sonimag 18	103
Continental Specialities	95, 99, 103	MacDonald & Jones	116	Southern Electronics	132
Crimson Elektrik	18	Maclin-Zand Elec. Ltd	16	Special Products Ltd.	34
Danavox (GB) Ltd	4	Maplin Electronic Supplies	Cover iii	Strumech Eng'g	31, 34
Display Electronics	126	Marshall, A. & Sons (London) Ltd.	119	Strutt Electrical & MSH Ltd.	110
Drake Transformers	112	Martin Associates	99	Surrey Electronics Ltd.	110
Dream Plant Electronics	118	MCP Electronics	27	Swanley Electronics Ltd.	121
Dutchgate Ltd	22	Medelec	13		
		Microcircuits Ltd.	115	Technomatic	131
Electronic Brokers Ltd 117, 119, 122, 123, 124, 125, 152		Micro-Systems	81, 150	Teleconic Berkeley (UK)	23
Electro-Tech Comps Ltd	150	Midwich Computer Co.	148	Tempus	119
Eraser Int'l	32	Mills, W.	102	Valradio Ltd.	24
Faircrest Eng	96	Milward, G. F.	114	Vero Systems Ltd.	100
Farnell Instruments Ltd	Cover ii, 71 Readers card	Monolith Electronics Co.	34	VHS Committee	36, 37
Field Tech	94	Mullard	94		
Fyde Electron Labs	32	Multicore Solders Ltd.	Cover iv	West Hyde Developments Ltd.	102
		Mura Electronics	96	West London Direct Supplies	114
G.P. Industrial Elec. Ltd	28	Olson Electronics	12, 28	Wilmslow Audio	93
Guide to Broadcasting Stations	26	OMB Electronics	31	Wireless World Film Offer	Loose insert
				Z. & I. Aero Services Ltd.	108

### OVERSEAS ADVERTISEMENT

#### AGENTS:

**France & Belgium:** Norbert Hellin, 50 Rue de Chemin Veat, F-9100, Boulogne, Paris.

**Hungary:** Mrs Edit, Bajusz, Hungexpo Advertising Agency, Budapest XIV, Varosliget.  
Telephone: 225 008 — Telex: Budapest 22-4525  
INFOIRE

**Italy:** Sig C. Epis, Etas-Kompass, S.p.a. — Servizio Estero, Via Mantegna 6, 20154 Milan.  
Telephone: 347051 — Telex: 37342 Kompass.

**Japan:** Mr. Inatsuki, Trade Media — IBPA (Japan), B.212, Azabu Heights, 1-5-10 Roppongi, Minato-ku, Tokyo 106.  
Telephone: (03) 585 0581.

**United States of America:** Ray Barnes, IPC Business Press, 205 East 42nd Street, New York, NY 10017 — Telephone: (212) 689 5961 — Telex: 421710.

Mr Jack Farley Jr., The Farley Co., Suite 1584, 35 East Wacker Drive, Chicago, Illinois 60601 — Telephone: (312) 63074.

Mr Victor A. Jauch, Elmatex International, P.O. Box 34607, Los Angeles, Calif. 90034, USA — Telephone (213) 821-8581 — Telex: 18-1059.

Mr Jack Mentel, The Farley Co., Suite 650, Ranna Building, Cleveland, Ohio 44115 — Telephone: (216) 621 1919.

Mr Ray Rickles, Ray Rickles & Co., P.O. Box 2028, Miami Beach, Florida 33140 — Telephone: (305) 532 7301.

Mr Tim Parks, Ray Rickles & Co., 3116 Maple Drive N.E., Atlanta, Georgia 30305. Telephone: (404) 237 7432.  
Mike Loughlin, IPC Business Press, 15055, Memorial Ste 119, Houston, Texas 77079 — Telephone (713) 783 8673.

**Canada:** Mr Colin H. MacCulloch, International Advertising Consultants Ltd., 915 Carlton Tower, 2 Carlton Street, Toronto 2 — Telephone: (416) 364 2269.

\*Also subscription agents.



# STEP INTO A NEW WORLD WHEN YOU DISCOVER **MAPLIN**

For beginners or professionals, the Maplin catalogue will help you find just about everything you need for your project.

Over 5,000 of the most useful components — from resistors to microprocessors — clearly described and illustrated.

Send the coupon for your copy  
and **STEP UP TO  
MAPLIN SERVICE  
NOW**



Post this coupon now for your copy  
of our 1979-80 catalogue price 70p.

Please send me a copy of your 280 page  
catalogue. I enclose 70p (plus 46p p&p).  
If I am not completely satisfied I may return the  
catalogue to you and have my money refunded.  
If you live outside the U.K. send £1.35 or ten  
International Reply Coupons. I enclose £1.16.

NAME \_\_\_\_\_

ADDRESS \_\_\_\_\_

WW 980



## **MAPLIN**

**ELECTRONIC SUPPLIES LTD**

All mail to:-

P.O. Box 3, Rayleigh, Essex SS6 8LR.

Telephone: Southend (0702) 554155.

Shop: 284 London Road, Westcliff-on-Sea, Essex. (Closed on Monday).

Telephone: Southend (0702) 554000.

**Catalogue now available in all branches of WHSMITH Price £1.00**





# gets it together...

## Toolbox Reels

Three solders that cover all your electrical applications.

40/60 Tin/Lead **Size 3 £3.91 each**  
60/40 Tin/Lead **Size 10 £3.91 each**  
Savbit Alloy/ **Size 12 £3.91 each**



## Soldering Flux Paste

'Ersin'

A fast non-corrosive, rosin flux for general and electrical soldering. Use in conjunction with 'Ersin' Multicore solders.

**Size RF10 69p inc. VAT**

'Arax' Use in conjunction with 'Arax' Multicore solder for general metal fabrication.

**Size AF14 69p inc. VAT**

## Multicore Wick

Multicore Wick for solder removal and desoldering

For desoldering component leads from PCB's or removing solder from virtually any joints. **Size AB10 £1.38p inc. VAT**



## Wire Stripper and Cutter

Easily adjustable for most sizes of flex and cable.

Fitted with extra strong spring for automatic opening. Easy grip handles and handle locking device.

**Ref 9 £2.48 inc. VAT**



## Handy Dispensers (All prices inc. V.A.T.)

**Size 19A** All electrical work **97p**  
**Size PC115** For small components **£1.15p**  
**Size SV130** Use with copper bits and wires **£1.61p**  
**Size AR140** Metal repairs **£1.38p**  
**Size AL150** Aluminium **£1.93p**  
**Size SS160** Stainless Steel **£2.63p**

## Savbit Dispenser

For radio, TV and similar work. Reduces copper erosion.

**Size 5 90p inc. VAT**



## Emergency Solder

Self fluxing, tin/lead solder tape that melts with a match. For electrical and non-electrical applications. **Size ES36 69p inc. VAT**

## Econopak

A reel of 1.2mm 'Ersin' Multicore solder for general electrical use. **Size 13A £4.14 inc. VAT**

A reel of 3mm 'Arax' Multicore solder for general non-electrical use.

**Size 16A £4.14 inc. VAT**

## Solder Cream

Tacky mixture of solder powder and correct percentage of flux for difficult to reach areas.

Electrical/Electronic ('Ersin' Flux) **Size BCR10 £1.38**  
Metal joining ('Arax' flux) **Size BCA14 £1.38**

Stainless Steel & Jewellery ('Arax Flux) **Size BCA16 £3.22**  
(All prices inc. V.A.T.)



# ... Bib keeps it playing

## Cassette Editing Kit

Make editing simple with the Bib splicer, tape cutter and splicing tape, with 6.3mm adaptor.

**Ref 56 £2.88 inc. VAT**



USA Pat. No. 4067563 (splicer)  
Brit. Pat. No. 1507583  
Brit Pat. No. 1258280 (method of splicing)



## Groov-Kleen Automatic Record Cleaner

For single-play turntables. Removes harmful dust to protect records and styli. Finished in chrome, bright anodised aluminium and shiny black. **Ref. 42. £2.99 inc. VAT**

## Cassette Fast Hand Tape Winder



The Bib Cassette Fast Winder enables you to wind tape in one cassette whilst you are listening to another cassette. If you have a battery recorder, always use the Fast Winder to save the high battery consumption when fast winding. It winds a C.90 cassette in 60 seconds — faster than most recorders. **Ref. 78 £1.66 inc. VAT**

## Groov-Guard XL-2

Anti-static liquid and record preservative.

Following years of research, Bib laboratories have developed Groov-Guard XL-2, Anti-static Record Preservative. When applied to the record, eliminates static charge for the expected life of the record. Another advancement with Groov-Guard XL-2 is that it reduces the frictional wear of the record surface thus giving extended life. Safe pump action dispenser. Non-flammable Non-toxic.

**Ref. 27 £2.48 inc. VAT**



All prices shown are recommended retail, inc. VAT.



In difficulty send direct, plus 40p.P & P.  
**Send S.A.E. for free copy of colour catalogue detailing complete range.**  
**Bib Hi-Fi Accessories Limited,**  
Kelsey House, Wood Lane End,  
Hemel Hempstead, Herts., HP2 4RQ.



## Record Valet

Soft bristles on leading edge remove dust and humid velvet pad collects particles. This advanced cleaner is engineered in a fine shiny black finish and is supplied with dust cover and a 22ml. bottle of anti-static cleaner. **Ref. 47 £3.29 inc. VAT**



## Tape Head Maintenance Kit

Everything necessary for cleaning heads, capstan and pinch wheel on all types of recorders. Cleaning and polishing pads, cleaning liquid and brush inspection mirror included.

**Ref 25 £2.48 inc. VAT**

Brit. Pat. No. 1485069